



See a Social Security Number? Say Something!
Report Privacy Problems to <https://public.resource.org/privacy>
Or call the IRS Identity Theft Hotline at 1-800-908-4490



Form **990-PF**

Department of the Treasury
Internal Revenue Service

Return of Private Foundation
or Section 4947(a)(1) Nonexempt Charitable Trust
Treated as a Private Foundation

Note. The foundation may be able to use a copy of this return to satisfy state reporting requirements

OMB No 1545-0052
2010

For calendar year 2010, or tax year beginning 01-01-2010 , and ending 12-31-2010

G Check all that apply

☐ Initial return

☐ Initial return of a former public charity

☐ Final return

☐ Amended return

☐ Address change

☐ Name change

Name of foundation
O TEMPLE SLOAN JR FOUNDATION

A Employer identification number
56-1870844

Number and street (or P O box number if mail is not delivered to street address)
POST OFFICE BOX 29636

Room/suite

B Telephone number (see page 10 of the instructions)
(919) 573-3211

City or town, state, and ZIP code
RALEIGH, NC 27626

C If exemption application is pending, check here ☐

D 1. Foreign organizations, check here ☐

2. Foreign organizations meeting the 85% test, check here and attach computation ☐

H Check type of organization ☒ Section 501(c)(3) exempt private foundation
☐ Section 4947(a)(1) nonexempt charitable trust ☐ Other taxable private foundation

I Fair market value of all assets at end of year (from Part II, col. (c), line 16) **\$** 16,563,959

J Accounting method ☒ Cash ☐ Accrual
☐ Other (specify) _____
(Part I, column (d) must be on cash basis.)

E If private foundation status was terminated under section 507(b)(1)(A), check here ☐

F If the foundation is in a 60-month termination under section 507(b)(1)(B), check here ☐

Part I Analysis of Revenue and Expenses (The total of amounts in columns (b), (c), and (d) may not necessarily equal the amounts in column (a) (see page 11 of the instructions))		(a) Revenue and expenses per books	(b) Net investment income	(c) Adjusted net income	(d) Disbursements for charitable purposes (cash basis only)
Revenue	1 Contributions, gifts, grants, etc , received (attach schedule)	6,351,915			
	2 Check <input checked="" type="checkbox"/> if the foundation is not required to attach Sch B				
	3 Interest on savings and temporary cash investments	1,048	1,048		
	4 Dividends and interest from securities.	220,763	220,763		
	5a Gross rents				
	b Net rental income or (loss) _____				
	6a Net gain or (loss) from sale of assets not on line 10	-868,957			
	b Gross sales price for all assets on line 6a <u>10,238,614</u>				
	7 Capital gain net income (from Part IV , line 2)		0		
	8 Net short-term capital gain				
	9 Income modifications				
	10a Gross sales less returns and allowances				
	b Less Cost of goods sold				
Operating and Administrative Expenses	c Gross profit or (loss) (attach schedule)				
	11 Other income (attach schedule)				
	12 Total. Add lines 1 through 11	5,704,769	221,811		
	13 Compensation of officers, directors, trustees, etc	0	0		0
	14 Other employee salaries and wages				
	15 Pension plans, employee benefits				
	16a Legal fees (attach schedule)	5,514	5,514		0
	b Accounting fees (attach schedule)	2,060	2,060		0
	c Other professional fees (attach schedule)				
	17 Interest				
	18 Taxes (attach schedule) (see page 14 of the instructions)	4,100	4,100		0
	19 Depreciation (attach schedule) and depletion				
	20 Occupancy				
	21 Travel, conferences, and meetings				
	22 Printing and publications				
	23 Other expenses (attach schedule)	25,312	25,312		0
	24 Total operating and administrative expenses.				
	Add lines 13 through 23	36,986	36,986		0
	25 Contributions, gifts, grants paid	983,112			983,112
	26 Total expenses and disbursements. Add lines 24 and 25	1,020,098	36,986		983,112
	27 Subtract line 26 from line 12				
	a Excess of revenue over expenses and disbursements	4,684,671			
	b Net investment income (if negative, enter -0-)		184,825		
	c Adjusted net income (if negative, enter -0-)				

For Privacy Act and Paperwork Reduction Act Notice, see page 30 of the instructions.

Cat No 11289X

Form **990-PF** (2010)

Part II Balance Sheets		Attached schedules and amounts in the description column should be for end-of-year amounts only (See instructions)	Beginning of year	End of year	
			(a) Book Value	(b) Book Value	(c) Fair Market Value
Assets	1	Cash—non-interest-bearing	1,306	53,193	53,193
	2	Savings and temporary cash investments	564,630	401,980	401,980
	3	Accounts receivable ▶ _____ Less allowance for doubtful accounts ▶ _____			
	4	Pledges receivable ▶ _____ Less allowance for doubtful accounts ▶ _____			
	5	Grants receivable			
	6	Receivables due from officers, directors, trustees, and other disqualified persons (attach schedule) (see page 15 of the instructions)			
	7	Other notes and loans receivable (attach schedule) ▶ 20,500 Less allowance for doubtful accounts ▶ _____ 0	20,500	20,500	20,500
	8	Inventories for sale or use			
	9	Prepaid expenses and deferred charges			
	10a	Investments—U S and state government obligations (attach schedule)			
	b	Investments—corporate stock (attach schedule)	10,453,069	14,270,723	14,893,517
	c	Investments—corporate bonds (attach schedule).	203,665	1,181,445	1,194,769
	11	Investments—land, buildings, and equipment basis ▶ _____ Less accumulated depreciation (attach schedule) ▶ _____			
	12	Investments—mortgage loans			
	13	Investments—other (attach schedule)			
	14	Land, buildings, and equipment basis ▶ _____ Less accumulated depreciation (attach schedule) ▶ _____			
Liabilities	15	Other assets (describe ▶ _____)			
	16	Total assets (to be completed by all filers—see the instructions Also, see page 1, item I)	11,243,170	15,927,841	16,563,959
	17	Accounts payable and accrued expenses			
	18	Grants payable			
	19	Deferred revenue			
	20	Loans from officers, directors, trustees, and other disqualified persons			
	21	Mortgages and other notes payable (attach schedule)			
	22	Other liabilities (describe ▶ _____)			
Net Assets or Fund Balances	23	Total liabilities (add lines 17 through 22)	0	0	
		Foundations that follow SFAS 117, check here ▶ <input type="checkbox"/> and complete lines 24 through 26 and lines 30 and 31.			
	24	Unrestricted			
	25	Temporarily restricted			
	26	Permanently restricted			
		Foundations that do not follow SFAS 117, check here ▶ <input checked="" type="checkbox"/> and complete lines 27 through 31.			
	27	Capital stock, trust principal, or current funds	0	0	
	28	Paid-in or capital surplus, or land, bldg , and equipment fund	0	0	
	29	Retained earnings, accumulated income, endowment, or other funds	11,243,170	15,927,841	
	30	Total net assets or fund balances (see page 17 of the instructions)	11,243,170	15,927,841	
	31	Total liabilities and net assets/fund balances (see page 17 of the instructions)	11,243,170	15,927,841	

Part III Analysis of Changes in Net Assets or Fund Balances

1	Total net assets or fund balances at beginning of year—Part II, column (a), line 30 (must agree with end-of-year figure reported on prior year’s return)	1	11,243,170
2	Enter amount from Part I, line 27a	2	4,684,671
3	Other increases not included in line 2 (itemize) ▶ _____	3	0
4	Add lines 1, 2, and 3	4	15,927,841
5	Decreases not included in line 2 (itemize) ▶ _____	5	0
6	Total net assets or fund balances at end of year (line 4 minus line 5)—Part II, column (b), line 30	6	15,927,841

Part IV

Capital Gains and Losses for Tax on Investment Income

(a) List and describe the kind(s) of property sold (e g , real estate, 2-story brick warehouse, or common stock, 200 shs MLC Co)		(b) How acquired P—Purchase D—Donation	(c) Date acquired (mo , day, yr)	(d) Date sold (mo , day, yr)
1a	See Additional Data Table			
b				
c				
d				
e				

(e) Gross sales price	(f) Depreciation allowed (or allowable)	(g) Cost or other basis plus expense of sale	(h) Gain or (loss) (e) plus (f) minus (g)
a See Additional Data Table			
b			
c			
d			
e			

Complete only for assets showing gain in column (h) and owned by the foundation on 12/31/69			(I) Gains (Col (h) gain minus col (k), but not less than -0-) or Losses (from col (h))
(i) F M V as of 12/31/69	(j) Adjusted basis as of 12/31/69	(k) Excess of col (i) over col (j), if any	
a See Additional Data Table			
b			
c			
d			
e			

2	Capital gain net income or (net capital loss)	{ If gain, also enter in Part I, line 7 If (loss), enter -0- in Part I, line 7 }	2	-868,957
3	Net short-term capital gain or (loss) as defined in sections 1222(5) and (6) If gain, also enter in Part I, line 8, column (c) (see pages 13 and 17 of the instructions) If (loss), enter -0- in Part I, line 8		3	

Part V

Qualification Under Section 4940(e) for Reduced Tax on Net Investment Income

(For optional use by domestic private foundations subject to the section 4940(a) tax on net investment income)

If section 4940(d)(2) applies, leave this part blank

Was the foundation liable for the section 4942 tax on the distributable amount of any year in the base period? ☐ Yes ☒ No
If "Yes," the foundation does not qualify under section 4940(e) Do not complete this part

1 Enter the appropriate amount in each column for each year, see page 18 of the instructions before making any entries			
(a) Base period years Calendar year (or tax year beginning in)	(b) Adjusted qualifying distributions	(c) Net value of noncharitable-use assets	(d) Distribution ratio (col (b) divided by col (c))
2009	715,208	8,445,345	0 084687
2008	1,112,092	11,178,728	0 099483
2007	1,061,267	13,868,605	0 076523
2006	848,596	8,861,881	0 095758
2005	1,566,609	358,733	4 367061


2	Total of line 1, column (d).	2	4 723512
3	Average distribution ratio for the 5-year base period—divide the total on line 2 by 5, or by the number of years the foundation has been in existence if less than 5 years	3	0 944702
4	Enter the net value of noncharitable-use assets for 2010 from Part X, line 5.	4	11,622,862
5	Multiply line 4 by line 3.	5	10,980,141
6	Enter 1% of net investment income (1% of Part I, line 27b).	6	1,848
7	Add lines 5 and 6.	7	10,981,989
8	Enter qualifying distributions from Part XII, line 4.	8	983,112

If line 8 is equal to or greater than line 7, check the box in Part VI, line 1b, and complete that part using a 1% tax rate See the Part VI instructions on page 18

Part VIExcise Tax Based on Investment Income (Section 4940(a), 4940(b), 4940(e), or 4948—see page 18 of the instructions)

1a		Exempt operating foundations described in section 4940(d)(2), check here <input type="checkbox"/> and enter "N/A" on line 1			
		Date of ruling or determination letter _____ (attach copy of letter if necessary—see instructions)			
b		Domestic foundations that meet the section 4940(e) requirements in Part V, check here <input type="checkbox"/> and enter 1% of Part I, line 27b		1	3,697
c		All other domestic foundations enter 2% of line 27b. Exempt foreign organizations enter 4% of Part I, line 12, col (b)			
2		Tax under section 511 (domestic section 4947(a)(1) trusts and taxable foundations only. Others enter -0-)		2	0
3		Add lines 1 and 2.		3	3,697
4		Subtitle A (income) tax (domestic section 4947(a)(1) trusts and taxable foundations only. Others enter -0-)		4	0
5		Tax based on investment income. Subtract line 4 from line 3. If zero or less, enter -0-		5	3,697
6		Credits/Payments			
a		2010 estimated tax payments and 2009 overpayment credited to 2010	6a	5,263	
b		Exempt foreign organizations—tax withheld at source	6b		
c		Tax paid with application for extension of time to file (Form 8868)	6c		
d		Backup withholding erroneously withheld	6d		
7		Total credits and payments. Add lines 6a through 6d.		7	5,263
8		Enter any penalty for underpayment of estimated tax. Check here <input type="checkbox"/> if Form 2220 is attached.		8	
9		Tax due. If the total of lines 5 and 8 is more than line 7, enter amount owed		9	
10		Overpayment. If line 7 is more than the total of lines 5 and 8, enter the amount overpaid.		10	1,566
11		Enter the amount of line 10 to be Credited to 2011 estimated tax <input type="checkbox"/> 1,566	Refunded <input type="checkbox"/>	11	0

Part VII-AStatements Regarding Activities

1a	During the tax year, did the foundation attempt to influence any national, state, or local legislation or did it participate or intervene in any political campaign?		Yes	No
		1a		No
b	Did it spend more than \$100 during the year (either directly or indirectly) for political purposes (see page 19 of the instructions for definition)?			No
	If the answer is "Yes" to 1a or 1b, attach a detailed description of the activities and copies of any materials published or distributed by the foundation in connection with the activities.			
c	Did the foundation file Form 1120-POL for this year?	1c		No
d	Enter the amount (if any) of tax on political expenditures (section 4955) imposed during the year: (1) On the foundation <input type="checkbox"/> \$ 0 (2) On foundation managers <input type="checkbox"/> \$ 0			
e	Enter the reimbursement (if any) paid by the foundation during the year for political expenditure tax imposed on foundation managers <input type="checkbox"/> \$ 0			
2	Has the foundation engaged in any activities that have not previously been reported to the IRS? If "Yes," attach a detailed description of the activities.	2		No
3	Has the foundation made any changes, not previously reported to the IRS, in its governing instrument, articles of incorporation, or bylaws, or other similar instruments? If "Yes," attach a conformed copy of the changes	3		No
4a	Did the foundation have unrelated business gross income of \$1,000 or more during the year?	4a		No
b	If "Yes," has it filed a tax return on Form 990-T for this year?	4b		
5	Was there a liquidation, termination, dissolution, or substantial contraction during the year? If "Yes," attach the statement required by General Instruction T.	5		No
6	Are the requirements of section 508(e) (relating to sections 4941 through 4945) satisfied either: • By language in the governing instrument, or • By state legislation that effectively amends the governing instrument so that no mandatory directions that conflict with the state law remain in the governing instrument?	6	Yes	
7	Did the foundation have at least \$5,000 in assets at any time during the year? If "Yes," complete Part II, col (c), and Part XV	7	Yes	
8a	Enter the states to which the foundation reports or with which it is registered (see page 19 of the instructions) <input type="checkbox"/> NC			
b	If the answer is "Yes" to line 7, has the foundation furnished a copy of Form 990-PF to the Attorney General (or designate) of each state as required by General Instruction G? If "No," attach explanation .	8b	Yes	
9	Is the foundation claiming status as a private operating foundation within the meaning of section 4942(j)(3) or 4942(j)(5) for calendar year 2010 or the taxable year beginning in 2010 (see instructions for Part XIV on page 27)? If "Yes," complete Part XIV	9		No
10	Did any persons become substantial contributors during the tax year? If "Yes," attach a schedule listing their names and addresses 	10	Yes	

Part VII-A

Statements Regarding Activities *(continued)*

11	At any time during the year, did the foundation, directly or indirectly, own a controlled entity within the meaning of section 512(b)(13)? If "Yes," attach schedule (see page 20 of the instructions).	11		No
12	Did the foundation acquire a direct or indirect interest in any applicable insurance contract before August 17, 2008?	12		No
13	Did the foundation comply with the public inspection requirements for its annual returns and exemption application? Website address NO WEB SITE	13	Yes	
14	The books are in care of TRAIL CREEK INVESTMENTS Telephone no (919) 573-3211 Located at 4800 FALLS OF NEUSE SUITE 315 RALEIGH NC ZIP+4 27609			
15	Section 4947(a)(1) nonexempt charitable trusts filing Form 990-PF in lieu of Form 1041 —Check here <input type="checkbox"/> and enter the amount of tax-exempt interest received or accrued during the year.	15		
16	At any time during calendar year 2010, did the foundation have an interest in or a signature or other authority over a bank, securities, or other financial account in a foreign country?	16		No
See page 20 of the instructions for exceptions and filing requirements for Form TD F 90-22.1 If "Yes", enter the name of the foreign country.				

Part VII-B

Statements Regarding Activities for Which Form 4720 May Be Required

File Form 4720 if any item is checked in the "Yes" column, unless an exception applies.			Yes	No
1a	During the year did the foundation (either directly or indirectly) (1) Engage in the sale or exchange, or leasing of property with a disqualified person? <input type="checkbox"/> Yes <input checked="" type="checkbox"/> No (2) Borrow money from, lend money to, or otherwise extend credit to (or accept it from) a disqualified person? <input type="checkbox"/> Yes <input checked="" type="checkbox"/> No (3) Furnish goods, services, or facilities to (or accept them from) a disqualified person? <input type="checkbox"/> Yes <input checked="" type="checkbox"/> No (4) Pay compensation to, or pay or reimburse the expenses of, a disqualified person? <input checked="" type="checkbox"/> Yes <input type="checkbox"/> No (5) Transfer any income or assets to a disqualified person (or make any of either available for the benefit or use of a disqualified person)? <input type="checkbox"/> Yes <input checked="" type="checkbox"/> No (6) Agree to pay money or property to a government official? (Exception. Check "No" if the foundation agreed to make a grant to or to employ the official for a period after termination of government service, if terminating within 90 days). <input type="checkbox"/> Yes <input checked="" type="checkbox"/> No			
b	If any answer is "Yes" to 1a(1)–(6), did any of the acts fail to qualify under the exceptions described in Regulations section 53.4941(d)-3 or in a current notice regarding disaster assistance (see page 20 of the instructions)? Organizations relying on a current notice regarding disaster assistance check here. <input type="checkbox"/>	1b		No
c	Did the foundation engage in a prior year in any of the acts described in 1a, other than excepted acts, that were not corrected before the first day of the tax year beginning in 2010?	1c		No
2	Taxes on failure to distribute income (section 4942) (does not apply for years the foundation was a private operating foundation defined in section 4942(j)(3) or 4942(j)(5))			
a	At the end of tax year 2010, did the foundation have any undistributed income (lines 6d and 6e, Part XIII) for tax year(s) beginning before 2010? If "Yes," list the years 20____, 20____, 20____, 20____ <input type="checkbox"/> Yes <input checked="" type="checkbox"/> No			
b	Are there any years listed in 2a for which the foundation is not applying the provisions of section 4942(a)(2) (relating to incorrect valuation of assets) to the year's undistributed income? (If applying section 4942(a)(2) to all years listed, answer "No" and attach statement—see page 20 of the instructions).	2b		
c	If the provisions of section 4942(a)(2) are being applied to any of the years listed in 2a, list the years here 20____, 20____, 20____, 20____			
3a	Did the foundation hold more than a 2% direct or indirect interest in any business enterprise at any time during the year? <input type="checkbox"/> Yes <input checked="" type="checkbox"/> No			
b	If "Yes," did it have excess business holdings in 2010 as a result of (1) any purchase by the foundation or disqualified persons after May 26, 1969, (2) the lapse of the 5-year period (or longer period approved by the Commissioner under section 4943(c)(7)) to dispose of holdings acquired by gift or bequest, or (3) the lapse of the 10-, 15-, or 20-year first phase holding period? (<i>Use Schedule C, Form 4720, to determine if the foundation had excess business holdings in 2010.</i>)	3b		
4a	Did the foundation invest during the year any amount in a manner that would jeopardize its charitable purposes?	4a		No
b	Did the foundation make any investment in a prior year (but after December 31, 1969) that could jeopardize its charitable purpose that had not been removed from jeopardy before the first day of the tax year beginning in 2010?	4b		No

Part VII-B

Statements Regarding Activities for Which Form 4720 May Be Required (continued)

5a	During the year did the foundation pay or incur any amount to			
	(1) Carry on propaganda, or otherwise attempt to influence legislation (section 4945(e))?	<input type="checkbox"/> Yes	<input checked="" type="checkbox"/> No	
	(2) Influence the outcome of any specific public election (see section 4955), or to carry on, directly or indirectly, any voter registration drive?	<input type="checkbox"/> Yes	<input checked="" type="checkbox"/> No	
	(3) Provide a grant to an individual for travel, study, or other similar purposes?	<input checked="" type="checkbox"/> Yes	<input type="checkbox"/> No	
	(4) Provide a grant to an organization other than a charitable, etc , organization described in section 509(a)(1), (2), or (3), or section 4940(d)(2)? (see page 22 of the instructions).	<input type="checkbox"/> Yes	<input checked="" type="checkbox"/> No	
	(5) Provide for any purpose other than religious, charitable, scientific, literary, or educational purposes, or for the prevention of cruelty to children or animals?	<input type="checkbox"/> Yes	<input checked="" type="checkbox"/> No	
b	If any answer is "Yes" to 5a(1)–(5), did any of the transactions fail to qualify under the exceptions described in Regulations section 53.4945 or in a current notice regarding disaster assistance (see page 22 of the instructions)? Organizations relying on a current notice regarding disaster assistance check here.	5b		No
c	If the answer is "Yes" to question 5a(4), does the foundation claim exemption from the tax because it maintained expenditure responsibility for the grant? <i>If "Yes," attach the statement required by Regulations section 53.4945–5(d).</i>			
6a	Did the foundation, during the year, receive any funds, directly or indirectly, to pay premiums on a personal benefit contract?			
	b Did the foundation, during the year, pay premiums, directly or indirectly, on a personal benefit contract? <i>If "Yes" to 6b, file Form 8870.</i>	6b		No
7a	At any time during the tax year, was the foundation a party to a prohibited tax shelter transaction?			
	b If yes, did the foundation receive any proceeds or have any net income attributable to the transaction?	7b		

Part VIII

Information About Officers, Directors, Trustees, Foundation Managers, Highly Paid Employees, and Contractors

1 List all officers, directors, trustees, foundation managers and their compensation (see page 22 of the instructions).				
(a) Name and address	(b) Title, and average hours per week devoted to position	(c) Compensation (If not paid, enter -0-)	(d) Contributions to employee benefit plans and deferred compensation	(e) Expense account, other allowances
See Additional Data Table				
2 Compensation of five highest-paid employees (other than those included on line 1—see page 23 of the instructions). If none, enter "NONE."				
(a) Name and address of each employee paid more than \$50,000	(b) Title, and average hours per week devoted to position	(c) Compensation	(d) Contributions to employee benefit plans and deferred compensation	(e) Expense account, other allowances
NONE				
Total number of other employees paid over \$50,000.				0

Part VIII

Information About Officers, Directors, Trustees, Foundation Managers, Highly Paid Employees, and Contractors (continued)

3 Five highest-paid independent contractors for professional services (see page 23 of the instructions). If none, enter "NONE".		
(a) Name and address of each person paid more than \$50,000	(b) Type of service	(c) Compensation
NONE		
Total number of others receiving over \$50,000 for professional services.		0

Part IX-A

Summary of Direct Charitable Activities

List the foundation's four largest direct charitable activities during the tax year. Include relevant statistical information such as the number of organizations and other beneficiaries served, conferences convened, research papers produced, etc.	Expenses
1	
2	
3	
4	

Part IX-B

Summary of Program-Related Investments (see page 24 of the instructions)

Describe the two largest program-related investments made by the foundation during the tax year on lines 1 and 2	Amount
1	
2	
All other program-related investments. See page 24 of the instructions.	
3	
Total. Add lines 1 through 3.	0

Part X

Minimum Investment Return (All domestic foundations must complete this part. Foreign foundations, see page 24 of the instructions.)

1	Fair market value of assets not used (or held for use) directly in carrying out charitable, etc , purposes		
a	Average monthly fair market value of securities.	1a	11,098,336
b	Average of monthly cash balances.	1b	701,524
c	Fair market value of all other assets (see page 24 of the instructions).	1c	0
d	Total (add lines 1a, b, and c).	1d	11,799,860
e	Reduction claimed for blockage or other factors reported on lines 1a and 1c (attach detailed explanation).	1e	0
2	Acquisition indebtedness applicable to line 1 assets.	2	0
3	Subtract line 2 from line 1d.	3	11,799,860
4	Cash deemed held for charitable activities Enter 1 1/2% of line 3 (for greater amount, see page 25 of the instructions).	4	176,998
5	Net value of noncharitable-use assets. Subtract line 4 from line 3 Enter here and on Part V, line 4	5	11,622,862
6	Minimum investment return. Enter 5% of line 5.	6	581,143

Part XI

Distributable Amount (see page 25 of the instructions) (Section 4942(j)(3) and (j)(5) private operating foundations and certain foreign organizations check here ☒ and do not complete this part.)

1	Minimum investment return from Part X, line 6.	1	581,143
2a	Tax on investment income for 2010 from Part VI, line 5.	2a	3,697
b	Income tax for 2010 (This does not include the tax from Part VI).	2b	
c	Add lines 2a and 2b.	2c	3,697
3	Distributable amount before adjustments Subtract line 2c from line 1.	3	577,446
4	Recoveries of amounts treated as qualifying distributions.	4	0
5	Add lines 3 and 4.	5	577,446
6	Deduction from distributable amount (see page 25 of the instructions).	6	0
7	Distributable amount as adjusted Subtract line 6 from line 5 Enter here and on Part XIII, line 1.	7	577,446

Part XII

Qualifying Distributions (see page 25 of the instructions)

1	Amounts paid (including administrative expenses) to accomplish charitable, etc , purposes		
a	Expenses, contributions, gifts, etc —total from Part I, column (d), line 26.	1a	983,112
b	Program-related investments—total from Part IX-B.	1b	0
2	Amounts paid to acquire assets used (or held for use) directly in carrying out charitable, etc , purposes.	2	
3	Amounts set aside for specific charitable projects that satisfy the		
a	Suitability test (prior IRS approval required).	3a	
b	Cash distribution test (attach the required schedule).	3b	
4	Qualifying distributions. Add lines 1a through 3b Enter here and on Part V, line 8, and Part XIII, line 4	4	983,112
5	Foundations that qualify under section 4940(e) for the reduced rate of tax on net investment income Enter 1% of Part I, line 27b (see page 26 of the instructions).	5	0
6	Adjusted qualifying distributions. Subtract line 5 from line 4.	6	983,112
Note: The amount on line 6 will be used in Part V, column (b), in subsequent years when calculating whether the foundation qualifies for the section 4940(e) reduction of tax in those years			

Part XIII

Undistributed Income (see page 26 of the instructions)

	(a) Corpus	(b) Years prior to 2009	(c) 2009	(d) 2010
1 Distributable amount for 2010 from Part XI, line 7				577,446
2 Undistributed income, if any, as of the end of 2010				
a Enter amount for 2009 only.			0	
b Total for prior years 20____, 20____, 20____		0		
3 Excess distributions carryover, if any, to 2010				
a From 2005.	1,561,476			
b From 2006.	412,547			
c From 2007.	472,193			
d From 2008.	557,336			
e From 2009.	296,138			
f Total of lines 3a through e.	3,299,690			
4 Qualifying distributions for 2010 from Part XII, line 4 ▶ \$ 983,112				
a Applied to 2009, but not more than line 2a			0	
b Applied to undistributed income of prior years (Election required—see page 26 of the instructions)		0		
c Treated as distributions out of corpus (Election required—see page 26 of the instructions). . .	0			
d Applied to 2010 distributable amount.				577,446
e Remaining amount distributed out of corpus	405,666			
5 Excess distributions carryover applied to 2010 (If an amount appears in column (d), the same amount must be shown in column (a).)	0			0
6 Enter the net total of each column as indicated below:				
a Corpus Add lines 3f, 4c, and 4e Subtract line 5	3,705,356			
b Prior years' undistributed income Subtract line 4b from line 2b.		0		
c Enter the amount of prior years' undistributed income for which a notice of deficiency has been issued, or on which the section 4942(a) tax has been previously assessed.		0		
d Subtract line 6c from line 6b Taxable amount—see page 27 of the instructions . . .		0		
e Undistributed income for 2009 Subtract line 4a from line 2a Taxable amount—see page 27 of the instructions			0	
f Undistributed income for 2010 Subtract lines 4d and 5 from line 1 This amount must be distributed in 2011				0
7 Amounts treated as distributions out of corpus to satisfy requirements imposed by section 170(b)(1)(F) or 4942(g)(3) (see page 27 of the instructions)	0			
8 Excess distributions carryover from 2005 not applied on line 5 or line 7 (see page 27 of the instructions)	1,561,476			
9 Excess distributions carryover to 2011. Subtract lines 7 and 8 from line 6a	2,143,880			
10 Analysis of line 9				
a Excess from 2006. . . .	412,547			
b Excess from 2007. . . .	472,193			
c Excess from 2008. . . .	557,336			
d Excess from 2009. . . .	296,138			
e Excess from 2010. . . .	405,666			

Part XIV

1a If the foundation has received a ruling or determination letter that it is a private operating foundation, and the ruling is effective for 2010, enter the date of the ruling.

b Check box to indicate whether the organization is a private operating foundation described in section 4942(j)(3) or 4942(j)(5)

		Tax year	Prior 3 years			(e) Total
		(a) 2010	(b) 2009	(c) 2008	(d) 2007	
2a	Enter the lesser of the adjusted net income from Part I or the minimum investment return from Part X for each year listed					
b	85% of line 2a					
c	Qualifying distributions from Part XII, line 4 for each year listed					
d	Amounts included in line 2c not used directly for active conduct of exempt activities					
e	Qualifying distributions made directly for active conduct of exempt activities. Subtract line 2d from line 2c					
3	Complete 3a, b, or c for the alternative test relied upon					
a	"Assets" alternative test—enter					
	(1) Value of all assets					
	(2) Value of assets qualifying under section 4942(j)(3)(B)(i)					
b	"Endowment" alternative test— enter 2/3 of minimum investment return shown in Part X, line 6 for each year listed. . . .					
c	"Support" alternative test—enter					
	(1) Total support other than gross investment income (interest, dividends, rents, payments on securities loans (section 512(a)(5)), or royalties)					
	(2) Support from general public and 5 or more exempt organizations as provided in section 4942(j)(3)(B)(iii). . . .					
	(3) Largest amount of support from an exempt organization					
	(4) Gross investment income					

Part XV **Supplementary Information (Complete this part only if the organization had \$5,000 or more in assets at any time during the year—see page 27 of the instructions.)**

1 Information Regarding Foundation Managers:

a List any managers of the foundation who have contributed more than 2% of the total contributions received by the foundation before the close of any tax year (but only if they have contributed more than \$5,000) (See section 507(d)(2))

b List any managers of the foundation who own 10% or more of the stock of a corporation (or an equally large portion of the ownership of a partnership or other entity) of which the foundation has a 10% or greater interest

2 Information Regarding Contribution, Grant, Gift, Loan, Scholarship, etc., Programs:

Check here ☐ if the foundation only makes contributions to preselected charitable organizations and does not accept unsolicited requests for funds. If the foundation makes gifts, grants, etc. (see page 28 of the instructions) to individuals or organizations under other conditions, complete items 2a, b, c, and d.

a The name, address, and telephone number of the person to whom applications should be addressed

CHERYL LIGON TRUSTEE
POST OFFICE BOX 29636
RALEIGH, NC 27626
(919) 573-3211

b The form in which applications should be submitted and information and materials they should include AS SET FORTH IN THE TRUST DOCUMENTS ATTACHED

c Any submission deadlines
NONE

d Any restrictions or limitations on awards, such as by geographical areas, charitable fields, kinds of institutions, or other factors

NONE

Part XV

Supplementary Information (continued)

3 Grants and Contributions Paid During the Year or Approved for Future Payment

Recipient	If recipient is an individual, show any relationship to any foundation manager or substantial contributor	Foundation status of recipient	Purpose of grant or contribution	Amount
Name and address (home or business)				
a Paid during the year See Additional Data Table				
Total			▶ 3a	983,112
b Approved for future payment				
Total			▶ 3b	0

Enter gross amounts unless otherwise indicated	Unrelated business income		Excluded by section 512, 513, or 514		(e) Related or exempt function income (See page 28 of the instructions)
	(a) Business code	(b) Amount	(c) Exclusion code	(d) Amount	
1 Program service revenue					
a _____					
b _____					
c _____					
d _____					
e _____					
f _____					
g Fees and contracts from government agencies					
2 Membership dues and assessments.					
3 Interest on savings and temporary cash investments			14	1,048	
4 Dividends and interest from securities.			14	220,763	
5 Net rental income or (loss) from real estate					
a Debt-financed property.					
b Not debt-financed property.					
6 Net rental income or (loss) from personal property					
7 Other investment income.					
8 Gain or (loss) from sales of assets other than inventory			18	-868,957	
9 Net income or (loss) from special events					
10 Gross profit or (loss) from sales of inventory. . .					
11 Other revenue a _____					
b _____					
c _____					
d _____					
e _____					
12 Subtotal. Add columns (b), (d), and (e).		0		-647,146	0
13 Total. Add line 12, columns (b), (d), and (e).			13	-647,146	-647,146

[illegible]

Part XVII

Information Regarding Transfers To and Transactions and Relationships With Noncharitable Exempt Organizations

1

Did the organization directly or indirectly engage in any of the following with any other organization described in section 501(c) of the Code (other than section 501(c)(3) organizations) or in section 527, relating to political organizations?

a

Transfers from the reporting foundation to a noncharitable exempt organization of

1

Cash.

2

Other assets.

b

Other transactions

1

Sales of assets to a noncharitable exempt organization.

2

Purchases of assets from a noncharitable exempt organization.

3

Rental of facilities, equipment, or other assets.

4

Reimbursement arrangements.

5

Loans or loan guarantees.

6

Performance of services or membership or fundraising solicitations.

c

Sharing of facilities, equipment, mailing lists, other assets, or paid employees.

d

If the answer to any of the above is "Yes," complete the following schedule. Column (b) should always show the fair market value of the goods, other assets, or services given by the reporting foundation. If the foundation received less than fair market value in any transaction or sharing arrangement, show in column (d) the value of the goods, other assets, or services received.

Yes

No

(a) Line No	(b) Amount involved	(c) Name of noncharitable exempt organization	(d) Description of transfers, transactions, and sharing arrangements

2a

Is the foundation directly or indirectly affiliated with, or related to, one or more tax-exempt organizations described in section 501(c) of the Code (other than section 501(c)(3)) or in section 527?

Yes

No

b

If "Yes," complete the following schedule.

(a) Name of organization	(b) Type of organization	(c) Description of relationship
--------------------------	--------------------------	---------------------------------

Sign Here

Under penalties of perjury, I declare that I have examined this return, including accompanying schedules and statements, and to the best of my knowledge and belief, it is true, correct, and complete. Declaration of preparer (other than taxpayer or fiduciary) is based on all information of which preparer has any knowledge.

2011-11-14

Signature of officer or trustee

Date

Title

Paid Preparer's Use Only

Preparer's Signature	Date	Check if self-employed	PTIN
Firm's name	MANNING FULTON & SKINNER PA	Firm's EIN	
Firm's address	PO BOX 20389 RALEIGH, NC 276190389	Phone no	(919) 787-8880

Form 990-PF (2010)

Additional Data

Software ID:
Software Version:
EIN: 56-1870844
Name: O TEMPLE SLOAN JR FOUNDATION

Form 990PF Part IV - Capital Gains and Losses for Tax on Investment Income - Columns a - d

(a) List and describe the kind(s) of property sold (e g , real estate, 2-story brick warehouse, or common stock, 200 shs MLC Co)		(b) How acquired P—Purchase D—Donation	(c) Date acquired (mo , day, yr)	(d) Date sold (mo , day, yr)
A	59 SHARES AMERICAN FUNDAMENTAL INV	P	2009-12-16	2010-05-07
B	38 SHARES AMERICAN FUNDAMENTAL INV	P	2010-03-08	2010-05-07
C	171 SHARES AMERICAN GROWTH FUND	P	2009-12-22	2010-05-07
D	1 SHARE AMERICAN GROWTH FUND	P	2009-12-23	2010-05-07
E	137 SHARES AMERICAN INV CO OF AMERICA	P	2009-12-24	2010-05-07
F	69 SHARES AMERICAN INV CO OF AMERICA	P	2010-03-08	2010-05-07
G	315 SHARES AMERICAN NEW PERSP FD A	P	2009-12-23	2010-01-26
H	1,100 SHARES JOHNSON AND JOHNSON	P	2004-10-12	2010-01-22
I	1,300 SHARES JOHNSON AND JOHNSON	P	2004-11-29	2010-01-22
J	2,500 SHARES PROCTER & GAMBLE CO	P	2005-09-22	2010-01-22
K	136 SHARES AMERICAN FUNDAMENTAL INV	P	2008-12-17	2010-05-07
L	86 SHARES AMERICAN FUNDAMENTAL INV	P	2009-02-23	2010-05-07
M	9,551 7950 SHARES AMERICAN GROWTH FUND	P	2004-11-10	2010-01-26
N	33 SHARES AMERICAN GROWTH FUND	P	2004-12-13	2010-01-26
O	257 SHARES AMERICAN GROWTH FUND	P	2008-12-23	2010-05-07
P	205 SHARES AMERICAN INV CO	P	2008-12-19	2010-05-07
Q	254 SHARES AMERICAN INV CO	P	2009-03-09	2010-05-07
R	1 SHARE AMERICAN INV CO	P	2009-03-10	2010-05-07
S	2,050 SHARES AMERICAN NEW PERSPECTIVE FUND	P	2008-12-24	2010-01-26
T	714 SHARES AMERICAN NEW PERSPECTIVE FUND	P	2008-12-24	2010-01-26
U	1 SHARE AMERICAN NEW PERSPECTIVE FUND	P	2008-12-26	2010-01-26
V	1 SHARE AMERICAN NEW PERSPECTIVE FUND	P	2008-12-26	2010-01-26
W	2,600 SHARES JOHNSON AND JOHNSON	P	2007-02-20	2010-01-22
X	2,000 SHARES PROCTER & GAMBLE	P	2007-02-20	2010-01-22
Y	5,303 1920 SHARES AMERICAN CAP WORLD GROWTH	P	2006-01-12	2010-01-26
Z	5,443 4010 SHARES AMERICAN FUNDAMENTAL INV	P	2007-02-20	2010-01-26
AA	6,663 4940 SHARES AMERICAN FUNDAMENTAL INV	P	2007-02-20	2010-05-07
AB	32 SHARES AMERICAN FUNDAMENTAL INV	P	2007-05-21	2010-05-07
AC	1 SHARE AMERICAN FUNDAMENTAL INV	P	2007-05-22	2010-05-07
AD	34 SHARES AMERICAN FUNDAMENTAL INV	P	2007-08-20	2010-05-07

Form 990PF Part IV - Capital Gains and Losses for Tax on Investment Income - Columns a - d

(a) List and describe the kind(s) of property sold (e g , real estate, 2-story brick warehouse, or common stock, 200 shs MLC Co)		(b) How acquired P—Purchase D—Donation	(c) Date acquired (mo , day, yr)	(d) Date sold (mo , day, yr)
AE	1 SHARE AMERICAN FUNDAMENTAL INV	P	2007-08-21	2010-05-07
AF	570 SHARES AMERICAN FUNDAMENTAL INV	P	2007-12-26	2010-05-07
AG	167 AMERICAN FUNDAMENTAL INV	P	2007-12-26	2010-05-07
AH	2,530 SHARES AMERICAN FUNDAMENTAL INV	P	2008-01-29	2010-05-07
AI	1 SHARE AMERICAN FUNDAMENTAL INV	P	2008-02-01	2010-05-07
AJ	103 SHARES AMERICAN FUNDAMENTAL INV	P	2008-02-19	2010-05-07
AK	47 SHARES AMERNICAN FUNDAMENTAL INV	P	2008-02-19	2010-05-07
AL	1 SHARE AMERICAN FUNDAMENTAL INV	P	2008-02-20	2010-05-07
AM	45 SHARES AMERICAN FUNDAMENTAL INV	P	2008-05-27	2010-05-07
AN	50 SHARES AMERICAN FUNDAMENTAL INV	P	2008-08-18	2010-05-07
AO	1 SHARE AMERICAN FUNDAMENTAL INV	P	2008-08-19	2010-05-07
AP	69 SHARES AMERICAN GROWTH FUND	P	2005-12-20	2010-01-29
AQ	59 SHARES AMERICAN GROWTH FUND	P	2005-12-20	2010-01-26
AR	1 SHARE AMERICAN GROWTH FUND	P	2005-12-21	2010-01-26
AS	323 SHARES AMERICAN GROWTH FUND	P	2006-12-19	2010-01-26
AT	80 SHARES AMERICAN GROWTH FUND	P	2006-12-19	2010-01-26
AU	1 SHARE AMERICAN GROWTH FUND	P	2006-12-20	2010-01-26
AV	1,131 SHARES AMERICAN GROWTH FUND	P	2007-02-20	2010-01-26
AW	7,752 2220 SHARES AMERICAN GROWTH FUND	P	2007-02-20	2010-05-07
AX	1,308 SHARES AMERICAN GROWTH FUND	P	2007-10-09	2010-05-07
AY	1,250 SHARES AMERICAN GROWTH FUND	P	2007-12-19	2010-05-07
AZ	218 SHARES AMERICAN GROWTH FUND	P	2007-12-19	2010-05-07
BA	1 SHARE AMERICAN GROWTH FUND	P	2007-12-20	2010-05-07
BB	8,288 3990 SHARES AMERICAN INV CO	P	2004-11-10	2010-01-26
BC	38 SHARES AMERICAN FUNDAMENTAL INV	P	2005-09-06	2010-01-26
BD	218 SHARES AMERICAN INV CO	P	2005-12-23	2010-01-26
BE	97 SHARES AMERICAN INV CO	P	2004-12-15	2010-01-26
BF	36 SHARES AMERICAN INV CO	P	2004-12-15	2010-01-26
BG	35 SHARES AMERICAN INV CO	P	2005-03-07	2010-01-26
BH	36 SHARES AMERICAN INV CO	P	2005-06-06	2010-01-26

Form 990PF Part IV – Capital Gains and Losses for Tax on Investment Income - Columns a - d

(a) List and describe the kind(s) of property sold (e g , real estate, 2-story brick warehouse, or common stock, 200 shs MLC Co)		(b) How acquired P—Purchase D—Donation	(c) Date acquired (mo , day, yr)	(d) Date sold (mo , day, yr)
BI	75 SHARES AMERICAN INV CO	P	2005-12-23	2010-01-26
BJ	1 SHARE AMERICAN INV CO	P	2005-12-27	2010-01-26
BK	40 SHARES AMERICAN INV CO	P	2006-03-06	2010-01-26
BL	1 SHARE AMERICAN INV CO	P	2006-03-07	2010-01-26
BM	40 SHARES AMERICAN INV CO	P	2006-06-05	2010-01-26
BN	39 SHARES AMERICAN INV CO	P	2006-09-05	2010-01-26
BO	1 SHARE AMERICAN INV CO	P	2006-09-06	2010-01-26
BP	551 SHARES AMERICAN INV CO	P	2006-12-22	2010-01-26
BQ	77 SHARES AMERICAN INV CO	P	2006-12-22	2010-01-26
BR	1 SHARE AMERICAN INV CO	P	2006-12-26	2010-01-26
BS	2,209 SHARES AMERICAN INV CO	P	2007-02-20	2010-01-26
BT	6,524 808 SHARES AMERICAN INV CO	P	2007-02-20	2010-05-07
BU	1 SHARE AMERICAN INV CO	P	2007-02-23	2010-05-07
BV	88 SHARES AMERICAN INV CO	P	2007-03-05	2010-05-07
BW	1 SHARE AMERICAN INV CO	P	2007-03-06	2010-05-07
BX	81 SHARES AMERICAN INV CO	P	2007-06-04	2010-05-07
BY	89 SHARES AMERICAN INV CO	P	2007-09-10	2010-05-07
BZ	1,346 SHARES AMERICAN INV CO	P	2007-10-09	2010-05-07
CA	1 SHARE AMERICAN INV CO	P	2007-10-12	2010-05-07
CB	1,137 SHARES AMERICAN INV CO	P	2007-12-20	2010-05-07
CC	104 SHARES AMERICAN INV CO	P	2007-12-20	2010-05-07
CD	1 SHARE AMERICAN INV CO	P	2007-12-21	2010-05-07
CE	3,222 SHARES AMERICAN INV CO	P	2008-01-29	2010-05-07
CF	1 SHARE AMERICAN INV CO	P	2008-02-01	2010-05-07
CG	140 SHARES AMERICAN INV CO	P	2008-03-10	2010-05-07
CH	136 SHARES AMERICAN INV CO	P	2008-06-09	2010-05-07
CI	1 SHARE AMERICAN INV CO	P	2008-06-10	2010-05-07
CJ	151 SHARES AMERICAN INV CO	P	2008-09-08	2010-05-07
CK	9,512 3670 SHARES AMERICAN NEW PERSPECTIVE	P	2004-11-10	2010-01-26
CL	91 SHARES AMERICAN NEW PERSPECTIVE	P	2004-12-20	2010-01-26

Form 990PF Part IV - Capital Gains and Losses for Tax on Investment Income - Columns a - d

(a) List and describe the kind(s) of property sold (e g , real estate, 2-story brick warehouse, or common stock, 200 shs MLC Co)		(b) How acquired P—Purchase D—Donation	(c) Date acquired (mo , day, yr)	(d) Date sold (mo , day, yr)
CM	610 SHARES AMERICAN NEW PERSPECTIVE	P	2005-12-28	2010-01-26
CN	133 SHARES AMERICAN NEW PERSPECTIVE	P	2005-12-28	2010-01-26
CO	676 SHARES AMERICAN NEW PERSPECTIVE	P	2006-12-27	2010-01-26
CP	164 SHARES AMERICAN NEW PERSPECTIVE	P	2006-12-27	2010-01-26
CQ	9,165 SHARES AMERICAN NEW PERPECTIVE	P	2007-02-20	2010-01-26
CR	1 SHARE AMERICAN NEW PERSPECTIVE	P	2007-02-23	2010-01-26
CS	1,333 SHARES AMERICAN NEW PERSPECTIVE	P	2007-10-09	2010-01-26
CT	1 SHARE AMERICAN NEW PERSPECTIVE	P	2007-10-12	2010-01-26
CU	1,422 SHARES AMERICAN NEW PERSPECTIVE	P	2007-12-13	2010-01-26
CV	423 SHARES AMERICAN NEW PERSPECTIVE	P	2007-12-13	2010-01-26
CW	1 SHARE AMERICAN NEW PERSPECTIVE	P	2007-12-14	2010-01-26
CX	50,000 FORTUNE BRANDS 6 37%	P	2009-09-28	2010-01-22
CY	50,000 GENWORTH FINCL 5 75%	P	2009-09-28	2010-01-22
CZ	100,000 WEYERHAEUSER CO 6 75%	P	2009-09-28	2010-01-22
DA	0 70 SHARE AMERICAN CAP WORLD GROWTH	P	2010-06-21	2010-07-30
DB	0 3550 SHARE AMERICAN EURO PAC	P	2010-06-18	2010-07-30
DC	70 SHARES AMERICAN FUNDAMENTAL INV	P	2009-05-27	2010-05-07
DD	1 SHARE AMERICAN FUNDAMENTAL INV	P	2009-05-28	2010-05-07
DE	65 SHARES AMERICAN FUNDAMENTAL INV	P	2009-08-17	2010-05-07
DF	1 SHARE AMERICAN FUNDAMENTAL INV	P	2009-08-18	2010-05-07
DG	148 SHARES AMERICAN INV CO	P	2009-06-08	2010-05-07
DH	140 SHARES AMERICAN INV CO	P	2009-09-04	2010-05-07
DI	1 SHARE AMERICAN INV CO	P	2009-09-08	2010-05-07
DJ	3,000 UNITS BUCKEYE PARTNERS, LP	P	2010-05-07	2010-05-12
DK	2,500 UNITS KINDER MORGAN ENERGY PARTNERS, LP	P	2010-05-07	2010-05-12
DL	3,000 UNITS PLAINS ALL AMERICAN PIPELINE, LP	P	2010-05-13	2010-05-18
DM	3,500 UNITS ENERGY TRANSFER PARTNERS, LP	P	2010-05-07	2010-05-12
DN	3,700 UNITS MAGELLAN MIDSTREAM PARTNERS, LP	P	2010-05-07	2010-05-12
DO	520 SHARES EXXON MOBIL CORP	P	2010-01-15	2010-07-22
DP	350 SHARES PEPSICO INC	P	2010-01-15	2010-07-22

Form 990PF Part IV - Capital Gains and Losses for Tax on Investment Income - Columns a - d

(a) List and describe the kind(s) of property sold (e g , real estate, 2-story brick warehouse, or common stock, 200 shs MLC Co)		(b) How acquired P—Purchase D—Donation	(c) Date acquired (mo , day, yr)	(d) Date sold (mo , day, yr)
DQ	150 SHARES TRANSOCEAN LTD	P	2010-01-15	2010-07-22
DR	15 SHARES PRICELINE COM	P	2010-07-26	2010-07-28
DS	7 SHARES CELGENE CORP	P	2010-07-26	2010-07-29
DT	30 SHARES MATTEL INC	P	2010-07-26	2010-07-29
DU	146 SHARES COVANCE INC	P	2010-07-26	2010-07-29
DV	158 SHARES COVANCE INC	P	2010-07-26	2010-07-29
DW	23 SHARES COVANCE INC	P	2010-07-24	2010-07-29
DX	245 SHARES COVANCE INC	P	2010-07-26	2010-07-30
DY	23 SHARES COVANCE INC	P	2010-07-26	2010-07-30
DZ	17 SHARES TALBOTS INC	P	2010-07-26	2010-08-02
EA	36 SHARES COGNIZANT TECHNOLOGY SOLUTIONS	P	2010-07-26	2010-08-05
EB	92 SHARES EMC CORPORATION	P	2010-07-26	2010-08-05
EC	25 SHARES PRICELINE COM	P	2010-07-26	2010-08-05
ED	45 SHARES EXPEDITORS INTERNATIONAL WASH INC	P	2010-07-26	2010-08-05
EE	17 SHARES PRICELINE COM	P	2010-07-26	2010-08-06
EF	10 SHARES MEDICIS PHARMACEUTICAL CORP	P	2010-07-26	2010-08-09
EG	38 SHARES JONES LANG LASALLE INC	P	2010-07-26	2010-08-11
EH	166 SHARES MATTEL INC	P	2010-07-26	2010-08-11
EI	15 SHARES CARTER INC	P	2010-07-26	2010-08-13
EJ	20 SHARES BARRETT BILL CORP	P	2010-07-26	2010-08-13
EK	25 SHARES AMERIGROUP	P	2010-07-26	2010-08-13
EL	7 SHARES JACK IN THE BOX INC	P	2010-07-26	2010-08-13
EM	8 SHARES JACK IN THE BOX INC	P	2010-07-26	2010-08-13
EN	10 SHARES UNIVERSAL HEALTH SVCS INC	P	2010-07-26	2010-08-13
EO	10 SHARES ASPEN INSURANCE HOLDINGS LTD	P	2010-07-26	2010-08-13
EP	10 SHARES ALERE INC	P	2010-07-26	2010-08-13
EQ	10 SHARES CHICAGO BRIDGE & IRON-NY	P	2010-07-26	2010-08-13
ER	20 SHARES HEALTHNET INC	P	2010-07-26	2010-08-13
ES	5 SHARES FOREST OIL CORP	P	2010-07-26	2010-08-13
ET	10 SHARES CRANE CO	P	2010-07-26	2010-08-13

Form 990PF Part IV - Capital Gains and Losses for Tax on Investment Income - Columns a - d

(a) List and describe the kind(s) of property sold (e g , real estate, 2-story brick warehouse, or common stock, 200 shs MLC Co)		(b) How acquired P—Purchase D—Donation	(c) Date acquired (mo , day, yr)	(d) Date sold (mo , day, yr)
EU	5 SHARES PRICELINE COM	P	2010-07-26	2010-08-17
EV	16 VARIAN MED SYS INC	P	2010-07-26	2010-08-18
EW	3 SHARES PETROHAWK ENERGY CORP	P	2010-08-17	2010-08-18
EX	54 SHARES PETROHAWK ENERGY CORP	P	2010-07-26	2010-08-18
EY	2 SHARES CONCHO RES INC	P	2010-08-17	2010-08-18
EZ	12 SHARES CONCHO RES INC	P	2010-07-26	2010-08-18
FA	8 SHARES CHICOS FAS INC	P	2010-08-17	2010-08-18
FB	148 SHARES CHICO FAS INC	P	2010-07-26	2010-08-18
FC	16 SHARES PRICELIN COM	P	2010-07-26	2010-08-18
FD	5 SHARES PRICELINE COM	P	2010-07-26	2010-08-18
FE	1 SHARE PRICELINE COM	P	2010-07-26	2010-08-18
FF	1 SHARE VARIAN MED SYS INC	P	2010-08-17	2010-08-18
FG	4 SHARES SAFEWAY INC	P	2010-08-17	2010-08-19
FH	20 SHARES SAFEWAY INC	P	2010-07-26	2010-08-19
FI	1 SHARE AGCO CORP	P	2010-08-17	2010-08-23
FJ	30 SHARES QUEST SOFTWARE INC	P	2010-07-26	2010-08-23
FK	25 SHARES AGCO CORP	P	2010-07-26	2010-08-23
FL	40 SHARES PORTFOLIO RECOVERY ASSOCS INC	P	2010-07-26	2010-08-24
FM	18 SHARES SYBASE INC	P	2010-07-26	2010-08-26
FN	108 SHARES COSTCO WHSL CORP NEW	P	2010-07-26	2010-08-27
FO	178 SHARES AKAMAI TECHNOLOGIES INC	P	2010-07-26	2010-08-27
FP	27 SHARES EOG RES INC	P	2010-07-26	2010-08-30
FQ	101 SHARES EMBRAER-EMPRESA BRASILEIRA DE	P	2010-07-26	2010-08-30
FR	54 SHARES ILLUMINA INC	P	2010-07-26	2010-08-31
FS	38 SHARES PRAXAIR INC	P	2010-07-29	2010-08-31
FT	32 SHARES AMAZON COM	P	2010-07-26	2010-08-31
FU	7 SHARES PRAXAIR INC	P	2010-07-26	2010-08-31
FV	66 SHARES QUALCOMM INC	P	2010-07-26	2010-08-31
FW	28 SHARES SALESFORCE COM INC	P	2010-07-26	2010-08-31
FX	0 18 SHARE KINDER MORGAN MGMT LLC	P	2010-07-26	2010-08-31

Form 990PF Part IV - Capital Gains and Losses for Tax on Investment Income - Columns a - d

(a) List and describe the kind(s) of property sold (e g , real estate, 2-story brick warehouse, or common stock, 200 shs MLC Co)		(b) How acquired P—Purchase D—Donation	(c) Date acquired (mo , day, yr)	(d) Date sold (mo , day, yr)
FY	1 SHARE GRAINGER WW INC	P	2010-08-17	2010-08-31
FZ	3 SHARES GRAINGER WW INC	P	2010-07-26	2010-08-31
GA	3 SHARES HEWITT ASSOCS INC	P	2010-08-17	2010-08-31
GB	9 SHARES HEWETT ASSOCS INC	P	2010-07-26	2010-08-31
GC	98 SHARES STAPLES INC	P	2010-07-26	2010-08-31
GD	240 SHARES NATIONAL RURAL UTILS COOP FIN CORP	P	2010-07-28	2010-09-01
GE	20 SHARES MEDICIS PHARMACEUTICAL CORP	P	2010-07-26	2010-09-02
GF	20 SHARES SYNOPSIS INC	P	2010-07-26	2010-09-03
GG	15 SHARES SILGAN HLDGS INC	P	2010-07-26	2010-09-03
GH	20 SHARES FRESH DEL MONTE PRODUCE INC	P	2010-07-26	2010-09-03
GI	15 SHARES CHICAGO BRIDGE & IRON-NY	P	2010-07-26	2010-09-03
GJ	20 SHARES HARMAN INDS INC NEW	P	2010-08-12	2010-09-03
GK	40 SHARES KING PHARMACEUTICAL INC	P	2010-07-26	2010-09-03
GL	50 SHARES GENUINE PARTS CO	P	2010-07-26	2010-09-08
GM	30 SHARES UNILEVER NV	P	2010-07-26	2010-09-08
GN	10 SHARES 3M CO	P	2010-07-26	2010-09-08
GO	120 SHARES HSBC HLDGS PLC SPONS ADR NEW	P	2010-07-26	2010-09-08
GP	8 SHARES CME GROUP INC	P	2010-07-26	2010-09-09
GQ	8 SHARES CELGENE CORP	P	2010-07-26	2010-09-09
GR	28 SHARES SOLERA HLDGS INC	P	2010-07-26	2010-09-09
GS	152 SHARES QUEST SOFTWARE INC	P	2010-07-26	2010-09-13
GT	85 SHARES AMERIGROUP CORP	P	2010-07-26	2010-09-13
GU	1 39 SHARES SCHLUMBERGER LTD	P	2010-08-17	2010-09-14
GV	70 SHARES ARCSIGHT INC	P	2010-07-26	2010-09-14
GW	31 61 SHARES SCHLUMBERGER LTD	P	2010-07-26	2010-09-14
GX	12 SHARES AON CORP	P	2010-07-26	2010-09-15
GY	2 SHARES AON CORP	P	2010-08-17	2010-09-15
GZ	26 SHARES FEDERATED INVS INC	P	2010-07-26	2010-09-16
HA	1 SHARE FEDERATED INVS INC	P	2010-08-17	2010-09-16
HB	1 SHARES LINCOLN NATIONAL CORP	P	2010-08-17	2010-09-16

Form 990PF Part IV - Capital Gains and Losses for Tax on Investment Income - Columns a - d

(a) List and describe the kind(s) of property sold (e g , real estate, 2-story brick warehouse, or common stock, 200 shs MLC Co)		(b) How acquired P—Purchase D—Donation	(c) Date acquired (mo , day, yr)	(d) Date sold (mo , day, yr)
HC	18 SHARES LINCOLN NATIONAL CORP	P	2010-07-26	2010-09-16
HD	5 SHARES EXPEDIA INC	P	2010-08-17	2010-09-20
HE	36 SHARES EXPEDIA INC	P	2010-07-26	2010-09-20
HF	58 SHARES NCR CORP NEW	P	2010-07-26	2010-09-21
HG	218 SHARES ARTIO GLOBAL INVS INC	P	2010-07-26	2010-09-22
HH	170 SHARES STAPLES INC	P	2010-07-26	2010-09-22
HI	42 SHARES PRICELINE COM	P	2010-07-26	2010-09-22
HJ	37 SHARES NOVO-NORDISK A S ADR	P	2010-07-26	2010-09-22
HK	5 SHARES GOOGLE INC	P	2010-07-26	2010-09-22
HL	2 SHARES GOOGLE INC	P	2010-07-26	2010-09-22
HM	174 SHARES EMC CORPORATION	P	2010-07-26	2010-09-22
HN	13 SHARES FMC TECHNOLOGIES INC	P	2010-07-29	2010-09-22
HO	5 SHARES FMC TECHNOLOGIES INC	P	2010-07-26	2010-09-22
HP	11 SHARES COGNIZANT TECHNOLOGY SOLUTIONS	P	2010-07-26	2010-09-22
HQ	32 SHARES COGNIZANT TECHNOLOTY SOLUTIONS	P	2010-07-26	2010-09-22
HR	17 SHARES CELGENE CORP	P	2010-07-26	2010-09-22
HS	7 SHARES CELGENE CORP	P	2010-07-23	2010-09-22
HT	12 SHARES APPLE COMPUTER INC	P	2010-08-05	2010-09-22
HU	4 SHARES APPLE COMPUTER INC	P	2010-08-05	2010-09-22
HV	7 SHARES AMAZON COM	P	2010-07-26	2010-09-22
HW	104 AKAMAI TECHNOLOGIES INC	P	2010-07-26	2010-09-22
HX	7 SHARES AMAZON COM	P	2010-07-26	2010-09-23
HY	160 SHARES AKAMAI TECHNOLOGIES INC	P	2010-07-26	2010-09-23
HZ	13 SHARES CELGENE CORP	P	2010-07-26	2010-09-23
IA	29 SHARES STAPLES INC	P	2010-07-26	2010-09-23
IB	3 SHARES AMAZON COM	P	2010-07-26	2010-09-24
IC	5 SHARES CELGENE CORP	P	2010-07-26	2010-09-24
ID	38 SHARES STAPLES INC	P	2010-07-26	2010-09-24
IE	101 SHARES TRIQUINT SEMICONDUCTOR INC	P	2010-07-26	2010-09-27
IF	20 SHARES EXPEDITORS INTERNATIONAL WASH INC	P	2010-08-17	2010-09-28

Form 990PF Part IV - Capital Gains and Losses for Tax on Investment Income - Columns a - d

(a) List and describe the kind(s) of property sold (e g , real estate, 2-story brick warehouse, or common stock, 200 shs MLC Co)		(b) How acquired P—Purchase D—Donation	(c) Date acquired (mo , day, yr)	(d) Date sold (mo , day, yr)
IG	1 SHARE EXPEDITORS INTERNATIONAL WASH INC	P	2010-08-17	2010-09-28
IH	25 SHARES EXPEDITORS INTERNATIONAL WASH INC	P	2010-08-17	2010-09-28
II	30 SHARES FMC TECHNOLOGIES INC	P	2010-07-26	2010-09-28
IJ	46 SHARES MEDCO HEALTH SOLUTIONS INC	P	2010-07-26	2010-09-28
IK	18 SHARES PRAXAIR INC	P	2010-07-26	2010-09-28
IL	14 SHARES PRICE T ROWE GROUP INC	P	2010-07-26	2010-09-28
IM	26 SHARES PRICE T ROWE GROUP INC	P	2010-07-26	2010-09-28
IN	46 SHARES QUALCOMM INC	P	2010-07-26	2010-09-28
IO	149 SHARES COVIDIEN LTD	P	2010-07-26	2010-09-28
IP	35 SHARES AKAMAI TECHNOLOGIES INC	P	2010-07-26	2010-09-28
IQ	2 SHARES DAVITA INC	P	2010-08-17	2010-09-29
IR	90 SHARES BARRETT BILL CORP	P	2010-07-26	2010-09-29
IS	0 44 SHARE SCHLUMBERGER LTD	P	2010-07-26	2010-09-29
IT	1 SHARE PEOPLES UTD FINL INC	P	2010-08-17	2010-09-29
IU	20 SHARES PEOPLES UTD FINL INC	P	2010-07-26	2010-09-29
IV	3 SHARES DAVITA INC	P	2010-07-26	2010-09-29
IW	13 SHARES BAIDU COM INC SPONS ADR	P	2010-07-26	2010-09-30
IX	6 SHARES ILLUMINA INC	P	2010-07-26	2010-09-30
IY	13 SHARES ILLUMINA INC	P	2010-09-22	2010-09-30
IZ	9 SHARES ILLUMINA INC	P	2010-09-28	2010-09-30
JA	4 SHARES ILLUMINA INC	P	2010-09-28	2010-09-30
JB	38 SHARES ILLUMINA INC	P	2010-09-22	2010-09-30
JC	64 SHARES ILLUMINA INC	P	2010-07-26	2010-10-01
JD	52 SHARES HEWITT ASSOCS INC	P	2010-07-26	2010-10-01
JE	2 SHARES CELEGENE CORP	P	2010-09-28	2010-10-04
JF	48 SHARES STAPLES INC	P	2010-07-26	2010-10-04
JG	3 SHARES AMAZON COM	P	2010-09-28	2010-10-04
JH	121 SHARES ASPEN INSURANCE HOLDINGS LTD	P	2010-07-26	2010-10-06
JI	2 SHARES CONCHO RES INC	P	2010-07-25	2010-10-07
JJ	2 SHARES CONCHO RES INC	P	2010-07-26	2010-10-07

Form 990PF Part IV - Capital Gains and Losses for Tax on Investment Income - Columns a - d

(a) List and describe the kind(s) of property sold (e g , real estate, 2-story brick warehouse, or common stock, 200 shs MLC Co)		(b) How acquired P—Purchase D—Donation	(c) Date acquired (mo , day, yr)	(d) Date sold (mo , day, yr)
JK	6 SHARES HOLOGIC INC	P	2010-08-17	2010-10-07
JL	22 SHARES HOLOGIC INC	P	2010-07-26	2010-10-07
JM	1 SHARES LABORATORY CORP AMER HLDGS NEW	P	2010-08-17	2010-10-07
JN	2 SHARES LABORATORY CORP AMER HLDGS NEW	P	2010-07-26	2010-10-07
JO	430 SHARES STAPLES INC	P	2010-07-26	2010-10-07
JP	32 SHARES PRICELINE COM INC	P	2010-07-26	2010-10-07
JQ	88 SHARES PRICE T ROWE GROUP INC	P	2010-07-26	2010-10-07
JR	21 SHARES AMAZON COM	P	2010-07-26	2010-10-07
JS	1 SHARE AMAZON COM	P	2010-09-28	2015-10-07
JT	3 SHARES WESCO INTL INC	P	2010-07-26	2010-10-07
JU	28 SHARES F5 NETWORKS INC	P	2010-07-26	2010-10-07
JV	50 SHARES EQUINIZ INC NEW	P	2010-07-26	2010-10-08
JW	103 SHARES SILGAN HLDGS INC	P	2010-07-26	2010-10-08
JX	51 SHARES PRICE T ROWE GROUP INC	P	2010-07-26	2010-10-08
JY	33 SHARES PRICE T ROWE GROUP INC	P	2010-07-26	2010-10-08
JZ	17 SHARES PRICE T ROWE GROUP INC	P	2010-07-26	2010-10-11
KA	83 SHARES PRICE T ROWE GROUP INC	P	2010-07-26	2010-10-11
KB	7 SHARES PRICE T ROWE GROUP INC	P	2010-07-26	2010-10-12
KC	39 SHARES PRICE T ROWE GROUP INC	P	2010-07-26	2010-10-12
KD	361 SHARES KING PHARMACEUTICALS INC	P	2010-07-26	2010-10-12
KE	3 SHARES PRICE T ROWE GROUP INC	P	2010-07-26	2010-10-13
KF	47 SHARES PRICE T ROWE GROUP INC	P	2010-07-26	2010-10-13
KG	2 SHARES NOBLE ENERGY INC	P	2010-08-17	2010-10-13
KH	7 SHARES NOBLE ENERGY INC	P	2010-07-26	2010-10-13
KI	49 SHARES PRIDE INTL INC	P	2010-07-26	2010-10-13
KJ	33 SHARES PRICE T ROWE GROUP INC	P	2010-07-26	2010-10-13
KK	3 SHARES DAVITA INC	P	2010-07-26	2010-10-14
KL	2 SHARES HOSPIRA INC	P	2010-07-26	2010-10-14
KM	19 SHARES HOLOGIC INC	P	2010-07-26	2010-10-14
KN	4 SHARES LABORATORY CORP AMER HLDGS NEW	P	2010-07-26	2010-10-14

Form 990PF Part IV - Capital Gains and Losses for Tax on Investment Income - Columns a - d

(a) List and describe the kind(s) of property sold (e g , real estate, 2-story brick warehouse, or common stock, 200 shs MLC Co)		(b) How acquired P—Purchase D—Donation	(c) Date acquired (mo , day, yr)	(d) Date sold (mo , day, yr)
KO	29 SHARES PRICE T ROWE GROUP INC	P	2010-07-26	2010-10-14
KP	31 SHARES AMAZON COM	P	2010-07-26	2010-10-15
KQ	28 SHARES LULULEMON ATHLETICA INC	P	2010-07-26	2010-10-15
KR	36 SHARES COSTCO WHSL CORP NEW	P	2010-08-31	2010-10-15
KS	118 SHARES STAPLES INC	P	2010-07-26	2010-10-15
KT	43 SHARES TEREX CORP NEW	P	2010-07-26	2010-10-15
KU	36 SHARES PRICE T ROWE GROUP INC	P	2010-07-26	2010-10-15
KV	2 SHARES TEREX CORP NEW	P	2010-08-17	2010-10-15
KW	11 SHARES MASTERCARD INC	P	2010-09-22	2010-10-15
KX	132 SHARES PRICE T ROWE GROUP INC	P	2010-07-26	2010-10-18
KY	19 SHARES PRICE T ROWE GROUP INC	P	2010-07-26	2010-10-18
KZ	55 SHARES PRICE T ROWE GROUP INC	P	2010-07-26	2010-10-19
LA	29 SHARES PRICE T ROWE GROUP INC	P	2010-07-26	2010-10-20
LB	30 SHARES CELGENE CORP	P	2010-07-26	2010-10-20
LC	15 SHARES PRICE T ROWE GROUP INC	P	2010-07-26	2010-10-20
LD	50 SHARES CELGENE CORP	P	2010-09-28	2010-10-20
LE	1 SHARE PRICE T ROWE GROUP INC	P	2010-07-26	2010-10-21
LF	46 SHARES PRICE T ROWE GROUP INC	P	2010-07-26	2010-10-22
LG	13 SHARES PRICE T ROWE GROUP INC	P	2010-07-26	2010-10-22
LH	78 SHARES PRICE T ROWE GROUP INC	P	2010-07-26	2010-10-22
LI	129 SHARES PRICE T ROWE GROUP INC	P	2010-07-26	2010-10-25
LJ	19 SHARES PRICE T ROWE GROUP INC	P	2010-07-26	2010-10-20
LK	26 SHARES BRISTOW GROUP INC	P	2010-07-26	2010-10-26
LL	3 SHARES BRISTOW GROUP INC	P	2010-08-17	2010-10-26
LM	1 SHARE STARWOOD HOTELS & RESORTS	P	2010-08-17	2010-10-26
LN	14 SHARES STARWOOD HOTELS & RESORTS	P	2010-07-26	2010-10-26
LO	12 SHARES ABERCROMBIE & FITCH CO	P	2010-07-26	2010-10-26
LP	114 SHARES PRICE T ROWE GROUP INC	P	2010-07-26	2010-10-26
LQ	3 SHARES COACH INC	P	2010-07-26	2010-10-27
LR	1,543 SHARES STAPLES INC	P	2010-07-26	2010-10-27

Form 990PF Part IV - Capital Gains and Losses for Tax on Investment Income - Columns a - d

(a) List and describe the kind(s) of property sold (e g , real estate, 2-story brick warehouse, or common stock, 200 shs MLC Co)		(b) How acquired P—Purchase D—Donation	(c) Date acquired (mo , day, yr)	(d) Date sold (mo , day, yr)
LS	2 SHARES COACH INC	P	2010-08-17	2010-10-27
LT	43 SHARES REGIONS FINL CORP NEW	P	2010-07-26	2010-10-28
LU	2 SHARES REGIONS FINL CORP NEW	P	2010-08-17	2010-10-28
LV	19 SHARES TRIMBLE NAV LTD	P	2010-07-26	2010-10-28
LW	1 SHARE PPG INDS INC	P	2010-07-26	2010-10-28
LX	2 SHARES PPG INDS INC	P	2010-08-17	2010-10-28
LY	16 SHARES CROWN HLDGS INC	P	2010-07-26	2010-10-28
LZ	4 SHARES CROWN HLDGS INC	P	2010-08-17	2010-10-28
MA	122 SHARES KENNAMETAL INC	P	2010-07-26	2010-10-28
MB	32 SHARES SYNETRA FINL CORP	P	2010-07-26	2010-10-28
MC	1 SHARE SYMETRA FINL CORP	P	2010-07-26	2010-10-28
MD	314 SHARES SYMANTEC CORP	P	2010-07-26	2010-10-28
ME	17 SHARES FS NETWORKS INC	P	2010-07-26	2010-10-29
MF	23 SHARES BAIDU COM INC SPONS ADR	P	2010-07-26	2010-11-02
MG	10 SHARES MASTERCARD INC	P	2010-07-26	2010-11-02
MH	6 SHARES MASTERCARD INC	P	2010-09-22	2010-11-02
MI	5 SHARES DAVITA INC	P	2010-07-26	2010-11-02
MJ	7 SHARES HOSPIRA INC	P	2010-07-26	2010-11-02
MK	116 SHARES CELGENE CORP	P	2010-07-26	2010-11-02
ML	10 SHARES CME GROUP INC	P	2010-07-26	2010-11-02
MM	48 SHARES MASTERCARD INC	P	2010-07-26	2010-11-03
MN	7 SHARES MASTERCARD INC	P	2010-07-26	2010-11-03
MO	10 SHARES HARRIS CORP	P	2010-07-26	2010-11-03
MP	47 SHARES TRIUMPH GROUP INC	P	2010-07-26	2010-11-03
MQ	5 SHARES PPG INDS INC	P	2010-07-26	2010-11-03
MR	8 SHARES ABERCROMBIE & FITCH CO	P	2010-07-26	2010-11-04
MS	4 SHARES NOBLE ENERGY INC	P	2010-07-26	2010-11-04
MT	21 SHARES AMDOCS LTD	P	2010-07-26	2010-11-04
MU	19 SHARES TIMBERLAND CO	P	2010-07-26	2010-11-05
MV	22 SHARES TIMBERLAND CO	P	2010-07-26	2010-11-05

Form 990PF Part IV - Capital Gains and Losses for Tax on Investment Income - Columns a - d

(a) List and describe the kind(s) of property sold (e g , real estate, 2-story brick warehouse, or common stock, 200 shs MLC Co)		(b) How acquired P—Purchase D—Donation	(c) Date acquired (mo , day, yr)	(d) Date sold (mo , day, yr)
MW	13 SHARES ASHLAND INC NEW	P	2010-07-26	2010-11-08
MX	35 SHARES SALESFORCE COM INC	P	2010-10-07	2010-11-10
MY	14 SHARES PRICELINE COM INC	P	2010-07-26	2010-11-10
MZ	30 SHARES MEDCO HEALTH SOLUTIONS INC	P	2010-07-26	2010-11-10
NA	80 SHARES LULULEMON ATHLETICA INC	P	2010-07-26	2010-11-10
NB	20 SHARES LULULEMON ATHLETICA INC	P	2010-07-26	2010-11-10
NC	17 SHARES FMC TECHNOLOGIES INC	P	2010-07-26	2010-11-10
ND	3 SHARES GOOGLE INC	P	2010-07-26	2010-11-10
NE	6 SHARES APPLE COMPUTER INC	P	2010-08-05	2010-11-10
NF	6 SHARES ASHLAND INC NEW	P	2010-07-26	2010-11-16
NG	15 SHARES CACI INTL INC	P	2010-07-26	2010-11-16
NH	1 SHARE CACI INTL INC	P	2010-08-17	2010-11-16
NI	53 SHARES TRIMBLE NAV LTD	P	2010-07-26	2010-11-16
NJ	32 SHARES BALL CORP	P	2010-07-26	2010-11-16
NK	9 SHARES PPG INDS INC	P	2010-07-26	2010-11-16
NL	49 SHARES LULULEMON ATHLETICA INC	P	2010-07-26	2010-11-18
NM	63 SHARES QUALCOMM INC	P	2010-07-26	2010-11-19
NN	24 SHARES CME GROUP INC	P	2010-07-26	2010-11-19
NO	48 SHARES ILLUMINA INC	P	2010-07-26	2010-11-19
NP	4 SHARES TIMBERLAND CO	P	2010-08-17	2010-11-19
NQ	35 SHARES TIMBERLAND CO	P	2010-07-26	2010-11-19
NR	0 16 SHARE KINDER MORGAN MGMT LLC	P	2010-07-26	2010-11-22
NS	2 SHARES KEYCORP NEW	P	2010-08-17	2010-11-22
NT	43 SHARES KEYCORP NEW	P	2010-07-26	2010-11-22
NU	5 SHARES COACH INC	P	2010-07-26	2010-11-23
NV	1 SHARE LULULEMON ATHLETICA INC	P	2010-07-26	2010-11-23
NW	1 SHARE HERBALIFE LTD USD	P	2010-08-17	2010-11-23
NX	27 SHARES HERBALIFE LTD USD	P	2010-07-26	2010-11-23
NY	2 SHARES LULULEMON ATHLETICA INC	P	2010-07-26	2010-11-23
NZ	3 SHARES LULULEMON ATHLETICA INC	P	2010-07-26	2010-11-23

Form 990PF Part IV - Capital Gains and Losses for Tax on Investment Income - Columns a - d

(a) List and describe the kind(s) of property sold (e g , real estate, 2-story brick warehouse, or common stock, 200 shs MLC Co)		(b) How acquired P—Purchase D—Donation	(c) Date acquired (mo , day, yr)	(d) Date sold (mo , day, yr)
OA	12 SHARES ROSETTA RES INC	P	2010-08-18	2010-11-23
OB	1 SHARE ROSETTA RES INC	P	2010-11-09	2010-11-23
OC	144 SHARES EMC CORPORATION	P	2010-07-26	2010-11-23
OD	1 SHARE LULULEMON ATHLETICA INC	P	2010-07-26	2010-11-23
OE	7 SHARES CONCHO RES INC	P	2010-07-26	2010-11-23
OF	3 SHARES LULULEMON ATHLETICA INC	P	2010-07-26	2010-11-24
OG	4 SHARES LULULEMON ATHLETICA INC	P	2010-07-26	2010-11-24
OH	20,948 18 UNITS CMG ULTRA SHORT TERM BOND	P	2010-02-04	2010-11-24
OI	39 SHARES LULULEMON ATHLETICA INC	P	2010-07-26	2010-11-26
OJ	30 SHARES LULULEMON ATHLETICA INC	P	2010-07-26	2010-11-29
OK	48 SHARES LULULEMON ATHLETICA INC	P	2010-07-26	2010-11-30
OL	14 SHARES STERIS CORP	P	2010-08-18	2010-12-01
OM	65 SHARES LULULEMON ATHLETICA INC	P	2010-07-26	2010-12-01
ON	360 SHARES DU PONT (EI) DE NEMOURS & CO	P	2010-07-26	2010-12-01
OO	78 SHARES NETFLIX COM INC	P	2010-10-27	2010-12-01
OP	36 SHARES NETFLIX COM INC	P	2010-10-27	2010-12-01
OQ	42 SHARES SAFEWAY INC	P	2010-07-26	2010-12-02
OR	13 SHARES CARTER INC	P	2010-07-11	2010-12-02
OS	16 SHARES FRANKLIN ELEC INC	P	2010-07-26	2010-12-02
OT	12 SHARES HARMAN INTL INDS INC NEW	P	2010-08-12	2010-12-02
OU	12 SHARES LIFKIN INDS INC	P	2010-07-27	2010-12-02
OV	7 SHARES LULULEMON ATHLETICA INC	P	2010-07-26	2010-12-02
OW	4 SHARES SAFEWAY INC	P	2010-07-24	2010-12-02
OX	86 SHARES LULULEMON ATHLETICA INC	P	2010-07-26	2010-12-03
OY	29 SHARES LULULEMON ATHLETICA INC	P	2010-07-26	2010-12-06
OZ	41 SHARES STRATASYS INC	P	2010-07-26	2010-12-06
PA	29 SHARES ARM HLDGS PLC SPONS ADR	P	2010-07-26	2010-12-07
PB	115 SHARES ATMEL CORP	P	2010-07-26	2010-12-07
PC	31 SHARES STRATASYS INC	P	2010-07-26	2010-12-07
PD	26 SHARES TRIMBLE NAV LTD	P	2010-07-26	2010-12-07

Form 990PF Part IV - Capital Gains and Losses for Tax on Investment Income - Columns a - d

(a) List and describe the kind(s) of property sold (e g , real estate, 2-story brick warehouse, or common stock, 200 shs MLC Co)		(b) How acquired P—Purchase D—Donation	(c) Date acquired (mo , day, yr)	(d) Date sold (mo , day, yr)
PE	8 SHARES ROPER INDS INC NEW	P	2010-07-26	2010-12-07
PF	2 SHARES CARTER INC	P	2010-07-11	2010-12-08
PG	119 SHARES CARTER INC	P	2010-07-26	2010-12-08
PH	144 SHARES SUPERIOR ENERGY SVCS INC	P	2010-07-26	2010-12-08
PI	2 SHARES FRANKLIN ELEC INC	P	2010-07-26	2010-12-08
PJ	1 SHARE CARTER INC	P	2010-07-29	2010-12-08
PK	53 SHARES BERKSHIRE HATHAWAY INC	P	2010-07-26	2010-12-09
PL	43 SHARES AKAMAI TECHNOLOGIES INC	P	2010-07-26	2010-12-09
PM	190 SHARES EMC CORPORATION	P	2010-07-26	2010-12-09
PN	54 SHARES LULULEMON ATHLETICA INC	P	2010-07-26	2010-12-09
PO	32 SHARES EXPEDITORS INTERNATIONAL WASH INC	P	2010-07-26	2010-12-09
PP	55 SHARES LULULEMON ATHLETICA INC	P	2010-07-26	2010-12-09
PQ	3 SHARES EXPEDITORS INTERNATIONAL WASH INC	P	2010-08-17	2010-12-09
PR	41 SHARES FRANKLIN ELEC INC	P	2010-07-26	2010-12-10
PS	1 SHARE GENWORTH FINL INC	P	2010-08-17	2010-12-10
PT	21 SHARES GENWORTH FINL INC	P	2010-07-26	2010-12-10
PU	194 SHARES MILLER HERMAN INC	P	2010-07-26	2010-12-10
PV	123 SHARES LULULEMON ATHLETICA INC	P	2010-07-26	2010-12-13
PW	53 SHARES FRANKLIN ELEC INC	P	2010-07-26	2010-12-13
PX	1 SHARE LULULEMON ATHLETICA INC	P	2010-07-26	2010-12-14
PY	29 SHARES LULULEMON ATHLETICA INC	P	2010-07-26	2010-12-14
PZ	45 SHARES LULULEMON ATHLETICA INC	P	2010-07-26	2010-12-14
QA	30 SHARES LULULEMON ATHLETICA INC	P	2010-07-26	2010-12-14
QB	18 SHARES LULULEMON ATHLETICA INC	P	2010-07-26	2010-12-14
QC	209 SHARES LULULEMON ATHLETICA INC	P	2010-07-26	2010-12-15
QD	29 SHARES MICROSEMI CORP	P	2010-07-26	2010-12-15
QE	12 SHARES COSTCO WHSL CORP NEW	P	2010-08-31	2010-12-17
QF	4 SHARES COSTCO WHSL CORP NEW	P	2010-07-26	2010-12-17
QG	77 SHARES MASTERCARD INC	P	2010-07-26	2010-12-17
QH	16 SHARES EXPEDITORS INTERNATIONAL WASH INC	P	2010-07-26	2010-12-17

Form 990PF Part IV - Capital Gains and Losses for Tax on Investment Income - Columns a - d

(a) List and describe the kind(s) of property sold (e g , real estate, 2-story brick warehouse, or common stock, 200 shs MLC Co)		(b) How acquired P—Purchase D—Donation	(c) Date acquired (mo , day, yr)	(d) Date sold (mo , day, yr)
QI	1 SHARE MASTERCARD INC	P	2010-07-26	2010-12-17
QJ	300 SHARES COSTCO WHSL CORP NEW	P	2010-07-26	2010-12-17
QK	22 SHARES COSTCO WHSL CORP NEW	P	2010-07-26	2010-12-20
QL	65 SHARES COSTCO WHSL CORP NEW	P	2010-07-26	2010-12-21
QM	13 SHARES MASTERCARD INC	P	2010-07-26	2010-12-20
QN	11 SHARES EXPEDITORS INTERNATIONAL WASH INC	P	2010-07-26	2010-12-20
QO	25 SHARES MASTERCARD INC	P	2010-07-26	2010-12-20
QP	3 SHARES EXPEDITORS INTERNATIONAL WASH INC	P	2010-07-26	2010-12-20
QQ	234 SHARES ATMEL CORP	P	2010-07-26	2010-12-21
QR	30 SHARES LAMAR ADVERTISING CO	P	2010-07-26	2010-12-21
QS	1 SHARES EXPEDITORS INTERNATIONAL WASH INC	P	2010-07-26	2010-12-21
QT	10 SHARES COSTCO WHSL CORP NEW	P	2010-07-26	2010-12-21
QU	51 SHARES JABIL CIRCUIT INC	P	2010-09-28	2010-12-21
QV	27 SHARES STERIS CORP	P	2010-08-18	2010-12-22
QW	160 SHARES ZOLTEK COS	P	2010-07-26	2010-12-22
QX	128 COSTCO WHSL CORP NEW	P	2010-07-26	2010-12-22
QY	7 SHARES COSTCO WHSL CORP NEW	P	2010-07-26	2010-12-22
QZ	14 SHARES SEI INVESTMENTS COMPANY	P	2010-07-26	2010-12-22
RA	83 SHARES MASTERCARD INC	P	2010-07-26	2010-12-22
RB	9 SHARES MASTERCARD INC	P	2010-07-26	2010-12-22
RC	1 SHARE SEI INVESTMENTS COMPANY	P	2010-11-09	2010-12-22
RD	12 SHARES EXPEDITORS INTERNATIONA WASH INC	P	2010-07-26	2010-12-22
RE	18 SHARES AMAZON COM INC	P	2010-11-19	2010-12-23
RF	9 SHARES EXPEDITORS INTERNATIONAL WASH INC	P	2010-07-26	2010-12-23
RG	29 SHARES FMC TECHNOLOGIES INC	P	2010-07-26	2010-12-23
RH	25 SHARES PRAXAIR INC	P	2010-11-10	2010-12-23
RI	29 SHARES PRAXAIR INC	P	2010-11-03	2010-12-23
RJ	34 SHARES ST JUDE MEDICAL INC	P	2010-09-30	2010-12-23
RK	10 SHARES SM ENERGY CO	P	2010-09-14	2010-12-23
RL	5 SHARES CONCHO RES INC	P	2010-07-26	2010-12-23

Form 990PF Part IV - Capital Gains and Losses for Tax on Investment Income - Columns a - d

(a) List and describe the kind(s) of property sold (e g , real estate, 2-story brick warehouse, or common stock, 200 shs MLC Co)		(b) How acquired P—Purchase D—Donation	(c) Date acquired (mo , day, yr)	(d) Date sold (mo , day, yr)
RM	1 SHARE RELIANCE STEEL & ALUM CO	P	2010-11-09	2010-12-23
RN	11 SHARES RELIANCE STEEL & ALUM CO	P	2010-10-26	2010-12-23
RO	1 SHARE RELIANCE STEEL & ALUM CO	P	2010-07-26	2010-12-23
RP	1 SHARE SM ENERGY CO	P	2010-11-09	2010-12-23
RQ	10 SHARES SM ENERGY CO	P	2010-10-13	2010-12-23
RR	153 SHARES ST JUDE MEDICAL INC	P	2010-11-02	2010-12-23
RS	17 SHARES FMC TECHNOLOGIES INC	P	2010-07-26	2010-12-27
RT	2 SHARES EXPEDITORS INTERNATIONAL WASH INC	P	2010-07-26	2010-12-27
RU	15 SHARES CME GROUP INC	P	2010-12-09	2010-12-28
RV	68 SHARES COGNIZANT TECHNOLOGY SOLUTIONS	P	2010-07-26	2010-12-28
RW	7 SHARES EXPEDITORS INTERNATIONAL WASH INC	P	2010-07-26	2010-12-28
RX	35 SHARES ST JUDE MEDICAL INC	P	2010-07-26	2010-12-28
RY	18 SHARES FMC TECHNOLOGIES INC	P	2010-07-26	2010-12-28
RZ	40 SHARES ST JUDE MEDICAL INC	P	2010-11-02	2010-12-28
SA	3 SHARES ST JUDE MEDICAL, INC	P	2010-07-26	2010-12-28
SB	9 SHARES EXPEDITORS INTERNATIONAL WASH INC	P	2010-07-26	2010-12-28
SC	27 SHARES EXPEDITORS INTERNATIONAL WASH INC	P	2010-07-26	2010-12-29
SD	12 SHARES ST JUDE MEDICAL INC	P	2010-07-26	2010-12-30
SE	16 SHARES EXPEDITORS INTERNATIONAL WASH INC	P	2010-07-26	2010-12-30
SF	29 SHARES EXPEDITORS INTERNATIONAL WASH INC	P	2010-07-26	2010-12-31
SG	4 SHARES ABERCROMBIE & FITCH CO	P	2010-07-26	2010-12-31
SH	2 SHARES LENNOX INTL INC	P	2010-07-26	2010-12-31
SI	1 SHARE LENNAR CORP	P	2010-11-09	2010-12-31
SJ	35 SHARES LENNAR CORP	P	2010-07-26	2010-12-31
SK	5 SHARES COACH INC	P	2010-07-26	2010-12-31
SL	1,400 SHARES CVS CORPORATION	P	2007-02-20	2010-07-22
SM	1,350 SHARES TRANSOCEAN LTD	P	2008-08-11	2010-07-22
SN	8,600 SHARES CVS CORPORATION	P	2007-02-20	2010-07-22
SO	4,040 SHARES WALGREEN CO	P	2007-02-20	2010-07-22
SP	2,000 SHARES CATERPILLAR INC	P	2008-08-11	2010-07-22

Form 990PF Part IV - Capital Gains and Losses for Tax on Investment Income - Columns a - d

(a) List and describe the kind(s) of property sold (e g , real estate, 2-story brick warehouse, or common stock, 200 shs MLC Co)		(b) How acquired P—Purchase D—Donation	(c) Date acquired (mo , day, yr)	(d) Date sold (mo , day, yr)
SQ	1,200 SHARES CATERPILLAR INC	P	2009-05-01	2010-07-22
SR	800 SHARES CATERPILLAR INC	P	2009-05-01	2010-07-22
SS	300 SHARES COCA COLA	P	2008-08-11	2010-07-22
ST	2,200 SHARES COCA COLA	P	2008-08-11	2010-07-22
SU	3,825 SHARES COLGATE PALMOLIVE	P	2004-11-10	2010-07-22
SV	2,500 SHARES CONOCOPHILLIPS	P	2008-08-11	2010-07-22
SW	1,300 SHARES CONOCOPHILLIPS	P	2007-02-20	2010-07-22
SX	420 SHARES CONOCOPHILLIPS	P	2007-02-20	2010-07-22
SY	780 SHARES CONOCOPHILLIPS	P	2007-02-20	2010-07-22
SZ	3,620 SHARES EXXON MOBIL CORP	P	2004-11-10	2010-07-22
TA	1,500 SHARES ISHARES TR GOLDMAN SACHS NAT RES	P	2006-01-12	2010-07-22
TB	4,270 SHARES JOHNSON AND JOHNSON	P	2007-02-20	2010-07-22
TC	730 SHARES JOHNSON AND JOHNSON	P	2007-02-20	2010-07-22
TD	600 SHARES MARATHON OIL CORP	P	2007-02-20	2010-07-22
TE	2,400 SHARES MARATHON OIL CORP	P	2007-02-20	2010-07-22
TF	800 SHARES MARATHON OIL CORP	P	2007-02-20	2010-07-22
TG	200 SHARES MARATHON OIL CORP	P	2007-02-20	2010-07-22
TH	11,430 SHARES PEPSICO INC	P	2004-11-10	2010-07-22
TI	1,000 SHARES ROYAL DUTCH SHELL PLC SPNSORED	P	2008-08-11	2010-07-22
TJ	4,000 SHARES ROYAL DUTCH SHELL PLC SPONSORED	P	2004-11-10	2010-07-22
TK	3,000 SHARES SUNOCO INC	P	2004-11-10	2010-07-22
TL	600 SHARES UNITED TECHNOLOGIES CORP	P	2007-02-20	2010-07-22
TM	1,900 SHARES UNITED TECHNOLOGIES CORP	P	2007-02-20	2010-07-22
TN	4,500 SHARES UNITED TECHNOLOGIES CORP	P	2007-02-20	2010-07-22
TO	2,000 SHARES WALGREEN CO	P	2007-02-20	2010-07-22
TP	7,300 SHARES WALGREEN CO	P	2007-02-20	2010-07-22
TQ	15,587 SHARES EUROPACIFIC GROWTH FUND SBI	P	2006-01-12	2010-07-26
TR	11,602 SHARES CAPITAL WORLD GROWTH & INCOME FUND	P	2006-01-12	2010-07-28
TS	CAPITAL GAINS DIVIDENDS	P		

Form 990PF Part IV - Capital Gains and Losses for Tax on Investment Income - Columns e - h

(e) Gross sales price		(f) Depreciation allowed (or allowable)	(g) Cost or other basis plus expense of sale	(h) Gain or (loss) (e) plus (f) minus (g)
A	1,879		1,916	-37
B	1,210		1,264	-54
C	4,576		4,643	-67
D	27		27	0
E	3,455		3,573	-118
F	1,740		1,800	-60
G	7,856		8,014	-158
H	69,882		61,522	8,360
I	82,588		78,338	4,250
J	149,972		140,762	9,210
K	4,332		3,444	888
L	2,739		1,895	844
M	254,742		249,976	4,766
N	880		878	2
O	6,877		5,094	1,783
P	5,170		4,213	957
Q	6,406		4,249	2,157
R	25		17	8
S	51,124		37,187	13,937
T	17,807		12,952	4,855
U	25		18	7
V	25		18	7
W	165,175		170,769	-5,594
X	119,978		130,675	-10,697
Y	175,000		201,260	-26,260
Z	175,000		224,815	-49,815
AA	212,229		275,205	-62,976
AB	1,019		1,410	-391
AC	32		44	-12
AD	1,083		1,420	-337

Form 990PF Part IV - Capital Gains and Losses for Tax on Investment Income - Columns e - h

(e) Gross sales price		(f) Depreciation allowed (or allowable)	(g) Cost or other basis plus expense of sale	(h) Gain or (loss) (e) plus (f) minus (g)
A E	32		42	-10
A F	18,186		24,467	-6,281
A G	5,319		7,156	-1,837
A H	80,579		99,966	-19,387
A I	32		40	-8
A J	3,281		4,028	-747
A K	1,497		1,838	-341
A L	32		40	-8
A M	1,433		1,868	-435
A N	1,592		1,860	-268
A O	32		37	-5
A P	1,840		2,127	-287
A Q	1,574		1,818	-244
A R	27		31	-4
A S	8,614		10,672	-2,058
A T	2,134		2,643	-509
A U	27		33	-6
A V	30,163		38,195	-8,032
A W	207,446		261,797	-54,351
A X	35,001		49,984	-14,983
A Y	33,449		41,763	-8,314
A Z	5,834		7,283	-1,449
B A	27		34	-7
B B	211,019		249,983	-38,964
B C	967		1,197	-230
B D	5,550		6,891	-1,341
B E	2,470		2,950	-480
B F	917		1,095	-178
B G	891		1,094	-203
B H	917		1,094	-177

Form 990PF Part IV - Capital Gains and Losses for Tax on Investment Income - Columns e - h

(e) Gross sales price		(f) Depreciation allowed (or allowable)	(g) Cost or other basis plus expense of sale	(h) Gain or (loss) (e) plus (f) minus (g)
BI	1,909		2,371	-462
BJ	25		31	-6
BK	1,018		1,293	-275
BL	25		32	-7
BM	1,018		1,317	-299
BN	993		1,314	-321
BO	25		33	-8
BP	14,028		18,425	-4,397
BQ	1,960		2,575	-615
BR	25		33	-8
BS	56,240		75,881	-19,641
BT	164,553		224,131	-59,578
BU	25		34	-9
BV	2,219		2,898	-679
BW	25		33	-8
BX	2,043		2,927	-884
BY	2,244		3,128	-884
BZ	33,946		49,969	-16,023
CA	25		37	-12
CB	28,675		36,975	-8,300
CC	2,623		3,382	-759
CD	25		33	-8
CE	81,258		99,984	-18,726
CF	25		32	-7
CG	3,531		4,127	-596
CH	3,430		4,149	-719
CI	25		30	-5
CJ	3,808		4,181	-373
CK	237,237		249,990	-12,753
CL	2,270		2,458	-188

Form 990PF Part IV - Capital Gains and Losses for Tax on Investment Income - Columns e - h

(e) Gross sales price		(f) Depreciation allowed (or allowable)	(g) Cost or other basis plus expense of sale	(h) Gain or (loss) (e) plus (f) minus (g)
CM	15,213		17,428	-2,215
CN	3,317		3,800	-483
CO	16,859		21,274	-4,415
CP	4,090		5,161	-1,071
CQ	228,573		299,976	-71,403
CR	25		33	-8
CS	33,245		49,980	-16,735
CT	25		38	-13
CU	35,464		49,173	-13,709
CV	10,550		14,627	-4,077
CW	25		34	-9
CX	53,926		52,762	1,164
CY	48,506		46,339	2,167
CZ	106,006		104,376	1,630
DA	23		22	1
DB	13		13	0
DC	2,229		1,884	345
DD	32		27	5
DE	2,070		1,905	165
DF	32		29	3
DG	3,733		3,268	465
DH	3,531		3,286	245
DI	25		24	1
DJ	166,447		166,447	0
DK	157,479		157,479	0
DL	172,106		172,106	0
DM	160,711		160,711	0
DN	162,786		162,786	0
DO	30,953		36,234	-5,281
DP	22,545		21,980	565

Form 990PF Part IV - Capital Gains and Losses for Tax on Investment Income - Columns e - h

(e) Gross sales price		(f) Depreciation allowed (or allowable)	(g) Cost or other basis plus expense of sale	(h) Gain or (loss) (e) plus (f) minus (g)
DQ	7,066		13,850	-6,784
DR	3,378		3,444	-66
DS	376		376	0
DT	645		645	0
DU	5,803		7,530	-1,727
DV	6,234		8,148	-1,914
DW	908		1,433	-525
DX	9,473		12,635	-3,162
DY	889		889	0
DZ	203		199	4
EA	2,192		1,982	210
EB	1,888		1,868	20
EC	7,138		5,739	1,399
ED	1,979		1,893	86
EE	5,020		3,903	1,117
EF	277		261	16
EG	2,899		2,795	104
EH	3,634		3,591	43
EI	351		351	0
EJ	732		638	94
EK	955		806	149
EL	135		135	0
EM	154		163	-9
EN	364		365	-1
EO	276		271	5
EP	283		276	7
EQ	212		213	-1
ER	526		489	37
ES	140		144	-4
ET	351		345	6

Form 990PF Part IV - Capital Gains and Losses for Tax on Investment Income - Columns e - h

(e) Gross sales price		(f) Depreciation allowed (or allowable)	(g) Cost or other basis plus expense of sale	(h) Gain or (loss) (e) plus (f) minus (g)
EU	1,519		1,148	371
EV	901		901	0
EW	49		49	0
EX	875		900	-25
EY	123		123	0
EZ	737		730	7
FA	72		68	4
FB	1,334		1,461	-127
FC	4,767		3,673	1,094
FD	1,537		1,148	389
FE	303		230	73
FF	56		56	0
FG	80		80	0
FH	401		394	7
FI	35		37	-2
FJ	625		582	43
FK	865		834	31
FL	2,589		2,613	-24
FM	1,170		1,170	0
FN	6,059		6,001	58
FO	8,316		8,074	242
FP	2,368		2,368	0
FQ	2,484		2,474	10
FR	2,310		2,305	5
FS	3,255		3,263	-8
FT	3,973		3,760	213
FU	600		597	3
FV	2,504		2,584	-80
FW	3,050		2,795	255
FX	11		11	0

Form 990PF Part IV - Capital Gains and Losses for Tax on Investment Income - Columns e - h

(e) Gross sales price		(f) Depreciation allowed (or allowable)	(g) Cost or other basis plus expense of sale	(h) Gain or (loss) (e) plus (f) minus (g)
FY	106		112	-6
FZ	317		330	-13
GA	145		147	-2
GB	436		431	5
GC	1,726		1,975	-249
GD	6,000		6,114	-114
GE	591		521	70
GF	472		441	31
GG	468		449	19
GH	440		411	29
GI	346		320	26
GJ	697		594	103
GK	368		349	19
GL	2,108		2,168	-60
GM	825		926	-101
GN	829		873	-44
GO	6,076		6,012	64
GP	2,106		2,106	0
GQ	432		432	0
GR	1,138		1,133	5
GS	3,501		2,949	552
GT	3,253		2,740	513
GU	83		84	-1
GV	3,065		1,867	1,198
GW	1,882		1,828	54
GX	453		442	11
GY	75		75	0
GZ	596		546	50
HA	23		21	2
HB	25		23	2

Form 990PF Part IV - Capital Gains and Losses for Tax on Investment Income - Columns e - h

(e) Gross sales price		(f) Depreciation allowed (or allowable)	(g) Cost or other basis plus expense of sale	(h) Gain or (loss) (e) plus (f) minus (g)
HC	446		443	3
HD	141		123	18
HE	1,013		775	238
HF	811		821	-10
HG	3,270		3,627	-357
HH	3,328		3,427	-99
HI	14,194		9,642	4,552
HJ	3,512		3,178	334
HK	2,558		2,430	128
HL	1,023		972	51
HM	3,579		3,534	45
HN	861		803	58
HO	331		305	26
HP	694		606	88
HQ	2,014		1,762	252
HR	967		921	46
HS	398		382	16
HT	3,433		3,136	297
HU	1,144		1,045	99
HV	1,063		823	240
HW	5,202		4,717	485
HX	1,071		823	248
HY	8,213		7,257	956
HZ	742		704	38
IA	579		585	-6
IB	478		353	125
IC	292		271	21
ID	779		766	13
IE	926		748	178
IF	913		849	64

Form 990PF Part IV - Capital Gains and Losses for Tax on Investment Income - Columns e - h

(e) Gross sales price		(f) Depreciation allowed (or allowable)	(g) Cost or other basis plus expense of sale	(h) Gain or (loss) (e) plus (f) minus (g)
IG	46		42	4
IH	1,149		1,060	89
II	2,021		1,831	190
IJ	2,359		2,262	97
IK	1,624		1,535	89
IL	702		675	27
IM	1,305		1,254	51
IN	2,024		1,801	223
IO	5,924		5,886	38
IP	1,792		1,588	204
IQ	138		130	8
IR	3,294		2,870	424
IS	26		25	1
IT	13		14	-1
IU	262		282	-20
IV	207		179	28
IW	1,330		1,037	293
IX	295		256	39
IY	639		650	-11
IZ	442		451	-9
JA	197		200	-3
JB	1,868		1,907	-39
JC	3,153		2,732	421
JD	2,624		2,489	135
JE	114		116	-2
JF	987		968	19
JG	463		478	-15
JH	3,633		3,279	354
JI	135		123	12
JJ	135		122	13

Form 990PF Part IV - Capital Gains and Losses for Tax on Investment Income - Columns e - h

(e) Gross sales price		(f) Depreciation allowed (or allowable)	(g) Cost or other basis plus expense of sale	(h) Gain or (loss) (e) plus (f) minus (g)
JK	97		90	7
JL	356		298	58
JM	79		76	3
JN	157		148	9
JO	8,851		8,668	183
JP	10,461		7,346	3,115
JQ	4,508		4,245	263
JR	3,268		2,468	800
JS	156		159	-3
JT	118		108	10
JU	2,765		2,441	324
JV	3,720		4,490	-770
JW	3,432		3,086	346
JX	2,601		2,460	141
JY	1,700		1,592	108
JZ	877		820	57
KA	4,297		4,004	293
KB	364		338	26
KC	2,028		1,882	146
KD	5,108		3,148	1,960
KE	160		145	15
KF	2,492		2,267	225
KG	156		139	17
KH	547		475	72
KI	1,567		1,237	330
KJ	1,755		1,592	163
KK	215		179	36
KL	116		116	0
KM	307		257	50
KN	315		295	20

Form 990PF Part IV - Capital Gains and Losses for Tax on Investment Income - Columns e - h

(e) Gross sales price		(f) Depreciation allowed (or allowable)	(g) Cost or other basis plus expense of sale	(h) Gain or (loss) (e) plus (f) minus (g)
KO	1,516		1,399	117
KP	5,016		3,643	1,373
KQ	1,296		1,198	98
KR	2,286		2,041	245
KS	2,446		2,379	67
KT	1,034		921	113
KU	1,886		1,737	149
KV	48		40	8
KW	2,580		2,392	188
KX	6,983		6,368	615
KY	1,005		917	88
KZ	2,878		2,653	225
LA	1,533		1,399	134
LB	1,759		1,626	133
LC	794		724	70
LD	2,931		2,909	22
LE	53		48	5
LF	2,525		2,219	306
LG	710		627	83
LH	4,301		3,763	538
LI	7,083		6,223	860
LJ	1,044		917	127
LK	1,001		871	130
LL	115		102	13
LM	58		49	9
LN	808		677	131
LO	542		446	96
LP	6,252		5,500	752
LQ	146		112	34
LR	31,166		31,103	63

Form 990PF Part IV - Capital Gains and Losses for Tax on Investment Income - Columns e - h

(e) Gross sales price		(f) Depreciation allowed (or allowable)	(g) Cost or other basis plus expense of sale	(h) Gain or (loss) (e) plus (f) minus (g)
LS	97		76	21
LT	267		293	-26
LU	12		14	-2
LV	676		579	97
LW	76		68	8
LX	153		136	17
LY	509		443	66
LZ	127		115	12
MA	4,209		3,512	697
MB	349		381	-32
MC	11		11	0
MD	5,153		4,682	471
ME	2,021		1,482	539
MF	2,504		1,835	669
MG	2,462		2,119	343
MH	1,477		1,305	172
MI	365		298	67
MJ	419		407	12
MK	7,297		6,286	1,011
ML	2,894		2,828	66
MM	12,002		10,173	1,829
MN	1,739		1,483	256
MO	458		460	-2
MP	4,083		3,595	488
MQ	388		338	50
MR	359		297	62
MS	337		271	66
MT	574		578	-4
MU	496		345	151
MV	557		399	158

Form 990PF Part IV - Capital Gains and Losses for Tax on Investment Income - Columns e - h

(e) Gross sales price		(f) Depreciation allowed (or allowable)	(g) Cost or other basis plus expense of sale	(h) Gain or (loss) (e) plus (f) minus (g)
MW	724		672	52
MX	4,068		3,627	441
MY	5,809		3,214	2,595
MZ	1,759		1,475	284
NA	3,866		3,423	443
NB	966		856	110
NC	1,311		1,037	274
ND	1,859		1,458	401
NE	1,899		1,568	331
NF	310		310	0
NG	736		714	22
NH	49		41	8
NI	1,893		1,616	277
NJ	2,054		1,844	210
NK	679		609	70
NL	2,347		2,097	250
NM	3,015		2,466	549
NN	6,195		5,938	257
NO	2,866		7,049	-4,183
NP	101		70	31
NQ	885		635	250
NR	10		9	1
NS	15		16	-1
NT	326		349	-23
NU	272		186	86
NV	54		43	11
NW	68		57	11
NX	1,840		1,382	458
NY	107		86	21
NZ	160		128	32

Form 990PF Part IV - Capital Gains and Losses for Tax on Investment Income - Columns e - h

(e) Gross sales price		(f) Depreciation allowed (or allowable)	(g) Cost or other basis plus expense of sale	(h) Gain or (loss) (e) plus (f) minus (g)
OA	422		235	187
OB	35		32	3
OC	3,089		2,924	165
OD	53		43	10
OE	551		426	125
OF	162		128	34
OG	216		171	45
OH	190,000		192,095	-2,095
OI	2,096		1,669	427
OJ	1,608		1,284	324
OK	2,576		2,054	522
OL	497		437	60
OM	3,542		2,781	761
ON	17,419		13,944	3,475
OO	15,678		13,973	1,705
OP	7,180		6,449	731
OQ	936		828	108
OR	416		349	67
OS	657		505	152
OT	558		357	201
OU	657		494	163
OV	378		300	78
OW	89		84	5
OX	4,557		3,680	877
OY	1,570		1,241	329
OZ	1,375		1,030	345
PA	554		460	94
PB	1,345		631	714
PC	1,044		779	265
PD	1,055		793	262

Form 990PF Part IV - Capital Gains and Losses for Tax on Investment Income - Columns e - h

(e) Gross sales price		(f) Depreciation allowed (or allowable)	(g) Cost or other basis plus expense of sale	(h) Gain or (loss) (e) plus (f) minus (g)
PE	612		506	106
PF	64		54	10
PG	3,793		3,183	610
PH	4,890		3,524	1,366
PI	79		63	16
PJ	32		24	8
PK	4,247		4,162	85
PL	2,235		1,950	285
PM	4,185		3,858	327
PN	3,459		2,311	1,148
PO	1,791		1,346	445
PP	3,521		2,353	1,168
PQ	168		127	41
PR	1,614		1,293	321
PS	13		12	1
PT	274		326	-52
PU	4,541		3,611	930
PV	8,656		5,263	3,393
PW	2,099		1,672	427
PX	68		43	25
PY	1,965		1,241	724
PZ	3,130		1,926	1,204
QA	2,084		1,284	800
QB	1,240		770	470
QC	14,399		8,943	5,456
QD	674		484	190
QE	862		680	182
QF	287		222	65
QG	17,002		16,318	684
QH	893		673	220

Form 990PF Part IV - Capital Gains and Losses for Tax on Investment Income - Columns e - h

(e) Gross sales price		(f) Depreciation allowed (or allowable)	(g) Cost or other basis plus expense of sale	(h) Gain or (loss) (e) plus (f) minus (g)
Q I	223		212	11
Q J	21,627		16,670	4,957
Q K	1,589		1,222	367
Q L	4,698		3,612	1,086
Q M	2,902		2,755	147
Q N	613		463	150
Q O	5,577		5,298	279
Q P	166		126	40
Q Q	2,807		1,285	1,522
Q R	1,173		886	287
Q S	56		42	14
Q T	725		556	169
Q U	989		672	317
Q V	1,004		843	161
Q W	1,750		1,642	108
Q X	9,218		7,113	2,105
Q Y	505		389	116
Q Z	338		280	58
RA	18,056		17,590	466
RB	1,975		1,907	68
RC	24		23	1
RD	665		505	160
RE	3,282		2,961	321
RF	495		379	116
RG	2,512		1,770	742
RH	2,386		2,312	74
RI	2,768		2,670	98
RJ	1,441		1,339	102
RK	580		389	191
RL	437		304	133

Form 990PF Part IV - Capital Gains and Losses for Tax on Investment Income - Columns e - h

(e) Gross sales price		(f) Depreciation allowed (or allowable)	(g) Cost or other basis plus expense of sale	(h) Gain or (loss) (e) plus (f) minus (g)
RM	51		47	4
RN	564		453	111
RO	51		41	10
RP	58		50	8
RQ	580		418	162
RR	6,486		5,806	680
RS	1,471		1,037	434
RT	110		84	26
RU	4,853		4,820	33
RV	4,965		3,744	1,221
RW	384		294	90
RX	1,497		1,298	199
RY	1,561		1,098	463
RZ	1,701		1,518	183
SA	128		111	17
SB	494		379	115
SC	1,490		1,136	354
SD	513		445	68
SE	878		673	205
SF	1,583		1,220	363
SG	231		149	82
SH	96		91	5
SI	19		16	3
SJ	657		536	121
SK	277		186	91
SL	41,878		46,167	-4,289
SM	63,597		170,811	-107,214
SN	257,253		283,481	-26,228
SO	118,936		187,917	-68,981
SP	136,013		142,508	-6,495

Form 990PF Part IV - Capital Gains and Losses for Tax on Investment Income - Columns e - h

(e) Gross sales price		(f) Depreciation allowed (or allowable)	(g) Cost or other basis plus expense of sale	(h) Gain or (loss) (e) plus (f) minus (g)
SQ	81,608		43,878	37,730
SR	54,405		29,248	25,157
SS	16,323		16,808	-485
ST	119,700		123,241	-3,541
SU	317,388		178,283	139,105
SV	133,748		199,543	-65,795
SW	69,549		85,775	-16,226
SX	22,470		27,716	-5,246
SY	41,729		41,729	0
SZ	215,481		178,538	36,943
TA	49,334		47,805	1,529
TB	244,188		280,455	-36,267
TC	41,746		41,746	0
TD	19,788		27,196	-7,408
TE	79,151		108,809	-29,658
TF	26,384		36,266	-9,882
TG	6,596		9,064	-2,468
TH	736,246		585,330	150,916
TI	55,693		68,477	-12,784
TJ	222,774		221,800	974
TK	100,539		111,225	-10,686
TL	41,705		41,309	396
TM	132,067		130,793	1,274
TN	312,790		309,734	3,056
TO	58,879		93,069	-34,190
TP	214,908		353,534	-138,626
TQ	578,901		710,874	-131,973
TR	374,861		478,099	-103,238
TS	399			399

Form 990PF Part IV - Capital Gains and Losses for Tax on Investment Income - Columns i - I

Complete only for assets showing gain in column (h) and owned by the foundation on 12/31/69				(l) Gains (Col (h) gain minus col (k), but not less than -0-) or Losses (from col (h))
(i) F M V as of 12/31/69		(j) Adjusted basis as of 12/31/69	(k) Excess of col (i) over col (j), if any	
A				-37
B				-54
C				-67
D				0
E				-118
F				-60
G				-158
H				8,360
I				4,250
J				9,210
K				888
L				844
M				4,766
N				2
O				1,783
P				957
Q				2,157
R				8
S				13,937
T				4,855
U				7
V				7
W				-5,594
X				-10,697
Y				-26,260
Z				-49,815
AA				-62,976
AB				-391
AC				-12
AD				-337

Form 990PF Part IV - Capital Gains and Losses for Tax on Investment Income - Columns i - I

Complete only for assets showing gain in column (h) and owned by the foundation on 12/31/69			(l) Gains (Col (h) gain minus col (k), but not less than -0-) or Losses (from col (h))
(i) F M V as of 12/31/69		(j) Adjusted basis as of 12/31/69	
AE			-10
AF			-6,281
AG			-1,837
AH			-19,387
AI			-8
AJ			-747
AK			-341
AL			-8
AM			-435
AN			-268
AO			-5
AP			-287
AQ			-244
AR			-4
AS			-2,058
AT			-509
AU			-6
AV			-8,032
AW			-54,351
AX			-14,983
AY			-8,314
AZ			-1,449
BA			-7
BB			-38,964
BC			-230
BD			-1,341
BE			-480
BF			-178
BG			-203
BH			-177

Form 990PF Part IV - Capital Gains and Losses for Tax on Investment Income - Columns i - l

Complete only for assets showing gain in column (h) and owned by the foundation on 12/31/69				(l) Gains (Col (h) gain minus col (k), but not less than -0-) or Losses (from col (h))
(i) F M V as of 12/31/69		(j) Adjusted basis as of 12/31/69	(k) Excess of col (i) over col (j), if any	
BI				-462
BJ				-6
BK				-275
BL				-7
BM				-299
BN				-321
BO				-8
BP				-4,397
BQ				-615
BR				-8
BS				-19,641
BT				-59,578
BU				-9
BV				-679
BW				-8
BX				-884
BY				-884
BZ				-16,023
CA				-12
CB				-8,300
CC				-759
CD				-8
CE				-18,726
CF				-7
CG				-596
CH				-719
CI				-5
CJ				-373
CK				-12,753
CL				-188

Form 990PF Part IV - Capital Gains and Losses for Tax on Investment Income - Columns i - I

Complete only for assets showing gain in column (h) and owned by the foundation on 12/31/69				(l) Gains (Col (h) gain minus col (k), but not less than -0-) or Losses (from col (h))
(i) F M V as of 12/31/69		(j) Adjusted basis as of 12/31/69	(k) Excess of col (i) over col (j), if any	
CM				-2,215
CN				-483
CO				-4,415
CP				-1,071
CQ				-71,403
CR				-8
CS				-16,735
CT				-13
CU				-13,709
CV				-4,077
CW				-9
CX				1,164
CY				2,167
CZ				1,630
DA				1
DB				0
DC				345
DD				5
DE				165
DF				3
DG				465
DH				245
DI				1
DJ				0
DK				0
DL				0
DM				0
DN				0
DO				-5,281
DP				565

Form 990PF Part IV - Capital Gains and Losses for Tax on Investment Income - Columns i - I

Complete only for assets showing gain in column (h) and owned by the foundation on 12/31/69			(l) Gains (Col (h) gain minus col (k), but not less than -0-) or Losses (from col (h))
(i) F M V as of 12/31/69		(j) Adjusted basis as of 12/31/69	
DQ			-6,784
DR			-66
DS			0
DT			0
DU			-1,727
DV			-1,914
DW			-525
DX			-3,162
DY			0
DZ			4
EA			210
EB			20
EC			1,399
ED			86
EE			1,117
EF			16
EG			104
EH			43
EI			0
EJ			94
EK			149
EL			0
EM			-9
EN			-1
EO			5
EP			7
EQ			-1
ER			37
ES			-4
ET			6

Form 990PF Part IV - Capital Gains and Losses for Tax on Investment Income - Columns i - l

Complete only for assets showing gain in column (h) and owned by the foundation on 12/31/69				(l) Gains (Col (h) gain minus col (k), but not less than -0-) or Losses (from col (h))
(i) F M V as of 12/31/69		(j) Adjusted basis as of 12/31/69	(k) Excess of col (i) over col (j), if any	
EU				371
EV				0
EW				0
EX				-25
EY				0
EZ				7
FA				4
FB				-127
FC				1,094
FD				389
FE				73
FF				0
FG				0
FH				7
FI				-2
FJ				43
FK				31
FL				-24
FM				0
FN				58
FO				242
FP				0
FQ				10
FR				5
FS				-8
FT				213
FU				3
FV				-80
FW				255
FX				0

Form 990PF Part IV - Capital Gains and Losses for Tax on Investment Income - Columns i - I

Complete only for assets showing gain in column (h) and owned by the foundation on 12/31/69				(l) Gains (Col (h) gain minus col (k), but not less than -0-) or Losses (from col (h))
(i) F M V as of 12/31/69		(j) Adjusted basis as of 12/31/69	(k) Excess of col (i) over col (j), if any	
FY				-6
FZ				-13
GA				-2
GB				5
GC				-249
GD				-114
GE				70
GF				31
GG				19
GH				29
GI				26
GJ				103
GK				19
GL				-60
GM				-101
GN				-44
GO				64
GP				0
GQ				0
GR				5
GS				552
GT				513
GU				-1
GV				1,198
GW				54
GX				11
GY				0
GZ				50
HA				2
HB				2

Form 990PF Part IV - Capital Gains and Losses for Tax on Investment Income - Columns i - I

Complete only for assets showing gain in column (h) and owned by the foundation on 12/31/69			(l) Gains (Col (h) gain minus col (k), but not less than -0-) or Losses (from col (h))
(i) F M V as of 12/31/69		(j) Adjusted basis as of 12/31/69	
HC			3
HD			18
HE			238
HF			-10
HG			-357
HH			-99
HI			4,552
HJ			334
HK			128
HL			51
HM			45
HN			58
HO			26
HP			88
HQ			252
HR			46
HS			16
HT			297
HU			99
HV			240
HW			485
HX			248
HY			956
HZ			38
IA			-6
IB			125
IC			21
ID			13
IE			178
IF			64

Form 990PF Part IV - Capital Gains and Losses for Tax on Investment Income - Columns i - I

Complete only for assets showing gain in column (h) and owned by the foundation on 12/31/69				(I) Gains (Col (h) gain minus col (k), but not less than -0-) or Losses (from col (h))
(i) F M V as of 12/31/69		(j) Adjusted basis as of 12/31/69	(k) Excess of col (i) over col (j), if any	
IG				4
IH				89
II				190
IJ				97
IK				89
IL				27
IM				51
IN				223
IO				38
IP				204
IQ				8
IR				424
IS				1
IT				-1
IU				-20
IV				28
IW				293
IX				39
IY				-11
IZ				-9
JA				-3
JB				-39
JC				421
JD				135
JE				-2
JF				19
JG				-15
JH				354
JI				12
JJ				13

Form 990PF Part IV - Capital Gains and Losses for Tax on Investment Income - Columns i - l

Complete only for assets showing gain in column (h) and owned by the foundation on 12/31/69				(l) Gains (Col (h) gain minus col (k), but not less than -0-) or Losses (from col (h))
(i) F M V as of 12/31/69		(j) Adjusted basis as of 12/31/69	(k) Excess of col (i) over col (j), if any	
JK				7
JL				58
JM				3
JN				9
JO				183
JP				3,115
JQ				263
JR				800
JS				-3
JT				10
JU				324
JV				-770
JW				346
JX				141
JY				108
JZ				57
KA				293
KB				26
KC				146
KD				1,960
KE				15
KF				225
KG				17
KH				72
KI				330
KJ				163
KK				36
KL				0
KM				50
KN				20

Form 990PF Part IV - Capital Gains and Losses for Tax on Investment Income - Columns i - l

Complete only for assets showing gain in column (h) and owned by the foundation on 12/31/69				(l) Gains (Col (h) gain minus col (k), but not less than -0-) or Losses (from col (h))
(i) F M V as of 12/31/69		(j) Adjusted basis as of 12/31/69	(k) Excess of col (i) over col (j), if any	
KO				117
KP				1,373
KQ				98
KR				245
KS				67
KT				113
KU				149
KV				8
KW				188
KX				615
KY				88
KZ				225
LA				134
LB				133
LC				70
LD				22
LE				5
LF				306
LG				83
LH				538
LI				860
LJ				127
LK				130
LL				13
LM				9
LN				131
LO				96
LP				752
LQ				34
LR				63

Form 990PF Part IV - Capital Gains and Losses for Tax on Investment Income - Columns i - l

Complete only for assets showing gain in column (h) and owned by the foundation on 12/31/69				(l) Gains (Col (h) gain minus col (k), but not less than -0-) or Losses (from col (h))
(i) F M V as of 12/31/69		(j) Adjusted basis as of 12/31/69	(k) Excess of col (i) over col (j), if any	
LS				21
LT				-26
LU				-2
LV				97
LW				8
LX				17
LY				66
LZ				12
MA				697
MB				-32
MC				0
MD				471
ME				539
MF				669
MG				343
MH				172
MI				67
MJ				12
MK				1,011
ML				66
MM				1,829
MN				256
MO				-2
MP				488
MQ				50
MR				62
MS				66
MT				-4
MU				151
MV				158

Form 990PF Part IV - Capital Gains and Losses for Tax on Investment Income - Columns i - l

Complete only for assets showing gain in column (h) and owned by the foundation on 12/31/69				(l) Gains (Col (h) gain minus col (k), but not less than -0-) or Losses (from col (h))
(i) F M V as of 12/31/69		(j) Adjusted basis as of 12/31/69	(k) Excess of col (i) over col (j), if any	
MW				52
MX				441
MY				2,595
MZ				284
NA				443
NB				110
NC				274
ND				401
NE				331
NF				0
NG				22
NH				8
NI				277
NJ				210
NK				70
NL				250
NM				549
NN				257
NO				-4,183
NP				31
NQ				250
NR				1
NS				-1
NT				-23
NU				86
NV				11
NW				11
NX				458
NY				21
NZ				32

Form 990PF Part IV - Capital Gains and Losses for Tax on Investment Income - Columns i - I

Complete only for assets showing gain in column (h) and owned by the foundation on 12/31/69				(l) Gains (Col (h) gain minus col (k), but not less than -0-) or Losses (from col (h))
(i) F M V as of 12/31/69		(j) Adjusted basis as of 12/31/69	(k) Excess of col (i) over col (j), if any	
OA				187
OB				3
OC				165
OD				10
OE				125
OF				34
OG				45
OH				-2,095
OI				427
OJ				324
OK				522
OL				60
OM				761
ON				3,475
OO				1,705
OP				731
OQ				108
OR				67
OS				152
OT				201
OU				163
OV				78
OW				5
OX				877
OY				329
OZ				345
PA				94
PB				714
PC				265
PD				262

Form 990PF Part IV - Capital Gains and Losses for Tax on Investment Income - Columns i - I

Complete only for assets showing gain in column (h) and owned by the foundation on 12/31/69			(l) Gains (Col (h) gain minus col (k), but not less than -0-) or Losses (from col (h))
(i) F M V as of 12/31/69		(j) Adjusted basis as of 12/31/69	
PE			106
PF			10
PG			610
PH			1,366
PI			16
PJ			8
PK			85
PL			285
PM			327
PN			1,148
PO			445
PP			1,168
PQ			41
PR			321
PS			1
PT			-52
PU			930
PV			3,393
PW			427
PX			25
PY			724
PZ			1,204
QA			800
QB			470
QC			5,456
QD			190
QE			182
QF			65
QG			684
QH			220

Form 990PF Part IV - Capital Gains and Losses for Tax on Investment Income - Columns i - I

Complete only for assets showing gain in column (h) and owned by the foundation on 12/31/69				(l) Gains (Col (h) gain minus col (k), but not less than -0-) or Losses (from col (h))
(i) F M V as of 12/31/69		(j) Adjusted basis as of 12/31/69	(k) Excess of col (i) over col (j), if any	
Q I				11
Q J				4,957
Q K				367
Q L				1,086
Q M				147
Q N				150
Q O				279
Q P				40
Q Q				1,522
Q R				287
Q S				14
Q T				169
Q U				317
Q V				161
Q W				108
Q X				2,105
Q Y				116
Q Z				58
RA				466
RB				68
RC				1
RD				160
RE				321
RF				116
RG				742
RH				74
RI				98
RJ				102
RK				191
RL				133

Form 990PF Part IV - Capital Gains and Losses for Tax on Investment Income - Columns i - I

Complete only for assets showing gain in column (h) and owned by the foundation on 12/31/69				(I) Gains (Col (h) gain minus col (k), but not less than -0-) or Losses (from col (h))
(i) F M V as of 12/31/69		(j) Adjusted basis as of 12/31/69	(k) Excess of col (i) over col (j), if any	
RM				4
RN				111
RO				10
RP				8
RQ				162
RR				680
RS				434
RT				26
RU				33
RV				1,221
RW				90
RX				199
RY				463
RZ				183
SA				17
SB				115
SC				354
SD				68
SE				205
SF				363
SG				82
SH				5
SI				3
SJ				121
SK				91
SL				-4,289
SM				-107,214
SN				-26,228
SO				-68,981
SP				-6,495


Form 990PF Part IV - Capital Gains and Losses for Tax on Investment Income - Columns i - I

Complete only for assets showing gain in column (h) and owned by the foundation on 12/31/69				(I) Gains (Col (h) gain minus col (k), but not less than -0-) or Losses (from col (h))
(i) FM V as of 12/31/69		(j) Adjusted basis as of 12/31/69	(k) Excess of col (i) over col (j), if any	
SQ				37,730
SR				25,157
SS				-485
ST				-3,541
SU				139,105
SV				-65,795
SW				-16,226
SX				-5,246
SY				0
SZ				36,943
TA				1,529
TB				-36,267
TC				0
TD				-7,408
TE				-29,658
TF				-9,882
TG				-2,468
TH				150,916
TI				-12,784
TJ				974
TK				-10,686
TL				396
TM				1,274
TN				3,056
TO				-34,190
TP				-138,626
TQ				-131,973
TR				-103,238
TS				399


Form 990PF Part VIII Line 1 - List all officers, directors, trustees, foundation managers and their compensation

(a) Name and address	(b) Title, and average hours per week devoted to position	(c) Compensation (If not paid, enter -0-)	(d) Contributions to employee benefit plans and deferred compensation	(e) Expense account, other allowances
CHERYL P LIGON	TRUSTEE 0 00	0	0	0
PO BOX 29636 RALEIGH, NC 27626				
CARSON S HENLINE	TRUSTEE 0 00	0	0	0
PO BOX 29636 RALEIGH, NC 27626				
MALCOLM C GRAHAM	TRUSTEE 0 00	0	0	0
PO BOX 29636 RALEIGH, NC 27626				
GEORGE C TURNER	TRUSTEE 0 00	0	0	0
PO BOX 27326 RALEIGH, NC 27611				
W GERALD THORNTON	TRUSTEE 0 00	0	0	0
PO BOX 20389 RALEIGH, NC 27619				


Form 990PF Part XV Line 3 - Grants and Contributions Paid During the Year or Approved for Future Payment

Recipient	If recipient is an individual, show any relationship to any foundation manager or substantial contributor	Foundation status of recipient	Purpose of grant or contribution	Amount
Name and address (home or business)				
a Paid during the year				
A STEPHEN SMITH SR MEMORIAL SCHOLARSHIP FUND 2664 TIMBER DR GARNER, NC 27529	NONE	PUBLIC CHARITY	EDUCATIONAL	250
AMERICAN LUNG ASSOC 514 DANIELS ST 109 RALEIGH, NC 27605	NONE	PUBLIC CHARITY	SUPPORT CHARITABLE ACTIVITIES	100
AMERICAN RED CROSS POB 1445 RALEIGH, NC 27620	NONE	PUBLIC CHARITY	SUPPORT CHARITABLE ACTIVITIES	1,000
BARRETT HOSPITAL 1260 S ATLANTIC DILLON, MT 59725	NONE	PUBLIC CHARITY	SUPPORT CHARITABLE ACTIVITIES	2,000
BEACTIVE NC 2250 PERIMETER PARK DR STE 120 MORRISVILLE, NC 27560	NONE	PUBLIC CHARITY	SUPPORT CHARITABLE ACTIVITIES	2,500
BEAVERHEAD COUNTY SEARCH & RESCUE 2 SOUTH PACIFIC ST 16 DILLON, MT 59725	NONE	PUBLIC CHARITY	SUPPORT CHARITABLE ACTIVITIES	5,000
BOYS & GIRLS CLUB OF WAKE COUNTY 701 N RALEIGH BOULEVARD RALEIGH, NC 27610	NONE	PUBLIC CHARITY	CHARITABLE ACTIVITY SUPPORT	2,000
BOYS & GIRLS CLUB PO BOX 2027 SANFORD, NC 27331	NONE	PUBLIC CHARITY	SUPPORT CHARITABLE ACTIVITIES	2,000
CENTER FOR MUSIC BY PEOPLE WITH DISABILITIES 415 W CENTRAL AVE MISSOULA, MT 59801	NONE	PUBLIC CHARITY	SUPPORT CHARITABLE ACTIVITIES	1,000
CHRIST CHURCH 120 EAST EDENTON ST RALEIGH, NC 27601	NONE	PUBLIC CHARITY	SUPPORT CHARITABLE ACTIVITIES	250
COLONIAL BAPTIST CHURCH 6051 TRYON RD CARY, NC 27518	NONE	PUBLIC CHARITY	SUPPORT CHARITABLE ACTIVITIES	250
DUKE UNIVERSITY PO BOX 90542 DURHAM, NC 27708	NONE	PUBLIC CHARITY	EDUCATIONAL	30,000
EASTER SEALS CAPPER FOUNDATION 3500 SW 10TH AVENUE TOPEKA, KS 66604	NONE	PUBLIC CHARITY	SUPPORT CHARITABLE ACTIVITIES	5,000
EDUCATIONAL GRANT - ABIGAIL HOERNING 219 CHAPMAN DILLON, MT 59725	NONE	INDIVIDUAL	SCHOLARSHIP - UNIVERSITY OF MONTANA	6,000
EDUCATIONAL GRANT - BAILEY FERRIS 2100 B HWY 91 N DILLON, MT 59725	NONE	INDIVIDUAL	SCHOLARSHIP - UNIVERSITY OF MONTANA WESTERN	4,386
Total  3a				983,112


Form 990PF Part XV Line 3 - Grants and Contributions Paid During the Year or Approved for Future Payment

Recipient	If recipient is an individual, show any relationship to any foundation manager or substantial contributor	Foundation status of recipient	Purpose of grant or contribution	Amount
Name and address (home or business)				
a Paid during the year				
EDUCATIONAL GRANT - BRITTANY LYNN 6000 BEARDSLEY CT RALEIGH,NC 27609	NONE	INDIVIDUAL	SCHOLARSHIP - PEACE COLLEGE	10,000
EDUCATIONAL GRANT - BRYAN ERB 2960 ANDERSON LN DILLON,MT 59725	NONE	INDIVIDUAL	SCHOLARSHIP - TRINITY UNIVERSITY	7,500
EDUCATIONAL GRANT - C BRYANT LIGON 5512 TOWNSEND WARBLER CT WAKE FOREST,NC 27587	NONE	INDIVIDUAL	SCHOLARSHIP - UNIVERSITY OF NORTH CAROLINA WILMINGTON	5,651
EDUCATIONAL GRANT - CHRISTOPHER AARON FORTUNE 1007 PAGODA PLACE KNIGHTDALE,NC 27545	NONE	INDIVIDUAL	SCHOLARSHIP - EAST CAROLINA UNIVERSITY	14,253
EDUCATIONAL GRANT - DANIELLE MELLE 11830 HWY 324 DILLON,MT 59725	NONE	INDIVIDUAL	SCHOLARSHIP - CARROLL COLLEGE	3,000
EDUCATIONAL GRANT - ELIZABETH LIGON 5512 TOWNSEND WARBLER CT WAKE FOREST,NC 27587	NONE	INDIVIDUAL	SCHOLARSHIP - UNIVERSITY OF NORTH CAROLINA AT CHAPEL	12,581
EDUCATIONAL GRANT - EMILY AYS Cue 201 ALLEN LANE LOUISBURG,NC 27549	NONE	INDIVIDUAL	SCHOLARSHIP - MARS HILL COLLEGE	12,000
EDUCATIONAL GRANT - HANNAH FORTUNE 1007 PAGODA PLACE KNIGHTDALE,NC 27545	NONE	INDIVIDUAL	SCHOLARSHIP - EAST CAROLINA UNIVERSITY	11,182
EDUCATIONAL GRANT - JACY SUENRAM POST OFFICE BOX 1366 DILLON,MT 59725	NONE	INDIVIDUAL	SCHOLARSHIP - UNIVERSITY OF MONTANA	5,000
EDUCATIONAL GRANT - JEANNE C COX 5517 BIRCH RIDGE RD GREENSBORO,NC 27405	NONE	INDIVIDUAL	SCHOLARSHIP - GUILFORD TECHNICAL COLLEGE	2,598
EDUCATIONAL GRANT - JENNIFER MCKENZIE 424 GOVERNORS HALL-WEST 640 HILLTOP CIR EAU CLAIRE,WI 54701	NONE	INDIVIDUAL	SCHOLARSHIP - UNIVERSITY OF WISCONSIN EAU CLAIRE	3,500
EDUCATIONAL GRANT - JESSICA HAGLER 9049 LEE DR SPRING HOPE,NC 27882	NONE	INDIVIDUAL	SCHOLARSHIP - NORTH CAROLINA STATE UNIVERSITY	1,277
EDUCATIONAL GRANT - JIYOUNG AHN CAJON 4049 SANTA CRUZ BL	NONE	INDIVIDUAL	SCHOLARSHIP - PEACE COLLEGE	12,000
EDUCATIONAL GRANT - JORDAN FERRIS 2100 B HWY 91 N DILLON,MT 59725	NONE	INDIVIDUAL	SCHOLARSHIP - UNIVERSITY OF MONTANA	5,768
EDUCATIONAL GRANT - JORDAN PAGE 167 TRAILCREST DR ROCKINGHAM,NC 28379	NONE	INDIVIDUAL	SCHOLARSHIP - EAST CAROLINA UNIVERSITY	5,000
Total  3a				983,112


Form 990PF Part XV Line 3 - Grants and Contributions Paid During the Year or Approved for Future Payment

Recipient	If recipient is an individual, show any relationship to any foundation manager or substantial contributor	Foundation status of recipient	Purpose of grant or contribution	Amount
Name and address (home or business)				
a Paid during the year				
EDUCATIONAL GRANT - KAYLA OLSON 1409 COMMODORE PL FRELAND,WA 98249	NONE	INDIVIDUAL	SCHOLARSHIP - WESTERN WASHINGTON UNIVERISTY	3,000
EDUCATIONAL GRANT - KRISTI BENSON DAVIS 10829 PENDRAGON PL RALEIGH,NC 27614	NONE	INDIVIDUAL	SCHOLARSHIP - GONZAGA UNIVERSITY	3,000
EDUCATIONAL GRANT - LAUREN HOKLIN 26 N WALNUT ST DILLON,MT 29725	NONE	INDIVIDUAL	SCHOLARSHIP - MONTANA STATE UNIVERSITY	3,750
EDUCATIONAL GRANT - LISA HORST 6 SOUTH WYOMING DILLON,MT 59725	NONE	INDIVIDUAL	SCHOLARSHIP - GOSHEN COLLEGE	18,000
EDUCATIONAL GRANT - MARIANNE WOOD 801 MORATUCK DR APT 105 RALEIGH,NC 27604	NONE	INDIVIDUAL	SCHOLARSHIP - MEREDITH COLLEGE	6,403
EDUCATIONAL GRANT - MICHELLE LEE 13749 NC 96 NORTH ZEBULON,NC 27597	NONE	INDIVIDUAL	SCHOLARSHIP - ONLINE COURSES	4,516
EDUCATIONAL GRANT - MORGAN COLLINS 120 CHARLIE MORGAN RD LOUISBURG,NC 27549	NONE	INDIVIDUAL	SCHOLARSHIP - MEREDITH COLLEGE	4,000
EDUCATIONAL GRANT - NATHAN WEISE 2741 SW SOMBER ROAD PORT ST LUCIE,FL 34953	NONE	INDIVIDUAL	SCHOLARSHIP - SOUTHEASTERN UNIVERSITY FLORIDA	10,000
EDUCATIONAL GRANT - NICOLE JOHNSON 337 W PARK DILLON,MT 59725	NONE	INDIVIDUAL	SCHOLARSHIP - MONTANA STATE UNIVERSITY	9,458
EDUCATIONAL GRANT - SAMANTHA CROWDER 12813 BEECHWOOD COURT RALEIGH,NC 27614	NONE	INDIVIDUAL	SCHOLARSHIP - APPALACHIAN STATE UNIVERSITY	2,570
EDUCATIONAL GRANT - STACEY MOBLEY HUNTER 15 HARDWOOD DRIVE FRANKLINTON,NC 27525	NONE	INDIVIDUAL	SCHOLARSHIP - UNC GREENSBORO	1,000
EDUCATIONAL GRANT - TALITHA SMITH 8815 SWEETWATER RD DILLON,MT 59725	NONE	INDIVIDUAL	SCHOLARSHIP - ROCKY MOUNTAIN COLLEGE	6,000
EDUCATIONAL GRANT - TAYLOR ZOHNER 750 EAST CORNELL ST DILLON,MT 59725	NONE	INDIVIDUAL	SCHOLARSHIP - SCHOOL OF MISSIONARY AVIATION TECH	10,875
EDUCATIONAL GRANT - TREVOR REHM 82 BADGER RUN DR DILLON,MT 59725	NONE	INDIVIDUAL	SCHOLARSHIP - UNIVERSITY OF MONTANA	10,000
EDUCATIONAL GRANT - ZACHARY SMITH 8815 SWEETWATER RD DILLON,MT 59725	NONE	INDIVIDUAL	SCHOLARSHIP - UNIVERSITY OF MONTANA	5,966
Total  3a				983,112


Form 990PF Part XV Line 3 - Grants and Contributions Paid During the Year or Approved for Future Payment

Recipient	If recipient is an individual, show any relationship to any foundation manager or substantial contributor	Foundation status of recipient	Purpose of grant or contribution	Amount
Name and address (home or business)				
a Paid during the year				
EMIL KRZYZEWSKI FAMILY LIFE CENTER 904 W CHAPEL HILL STREET DURHAM, NC 27701	NONE	PUBLIC CHARITY	SUPPORT CHARITABLE ACTIVITIES	2,000
FIFTH JUDICIAL DISTRICT VOICE FOR CHILDREN 21 S IDAHO DILLON, MT 59725	NONE	PUBLIC CHARITY	SUPPORT CHARITABLE ACTIVITIES	5,000
FIRST BAPTIST CHURCH 99 N SALISBURY ST RALEIGH, NC 27603	NONE	PUBLIC CHARITY	SUPPORT CHARITABLE ACTIVITIES	250
FIRST PRESBYTERIAN CHURCH OF DILLON PACIFIC AND GLENDALE DILLON, MT 59725	NONE	PUBLIC CHARITY	SUPPORT CHARITABLE ACTIVITIES	2,500
FIRST PRESBYTERIAN CHURCH OF SANFORD 203 HAWKINS AVE SANFORD, NC 27330	NONE	PUBLIC CHARITY	SUPPORT CHARITABLE ACTIVITIES	100
FIRST PRESBYTERIAN CHURCH 111 W MORGAN ST RALEIGH, NC 27601	NONE	PUBLIC CHARITY	CHARITABLE ACTIVITY SUPPORT	128,950
GRANT VOLUNTEER FIRE DEPARTMENT 11820 HWY 324 DILLON, MT 59725	NONE	PUBLIC CHARITY	SUPPORT CHARITABLE ACTIVITIES	500
HABITAT FOR HUMANITY 2420 RALEIGH BLVD RALEIGH, NC 27604	NONE	PUBLIC CHARITY	SUPPORT CHARITABLE ACTIVITIES	500
HEARTS & HANDS FOR HAITI 2013 MIDWOOD DR RALEIGH, NC 27604	NONE	PUBLIC CHARITY	SUPPORT CHARITABLE ACTIVITIES	32,300
HISTORIC OAKWOOD CEMETARY 701 OAKWOOD AVE RALEIGH, NC 27601	NONE	PUBLIC CHARITY	SUPPORT CHARITABLE ACTIVITIES	100
HOSPICE OF WAKE COUNTY 1300 ST MARYS ST 4TH FLOOR RALEIGH, NC 27605	NONE	PUBLIC CHARITY	CHARITABLE ACTIVITY SUPPORT	2,100
JUNIOR ACHIEVMENT 4900 WATERS EDGE DR STE 175 RALEIGH, NC 27606	NONE	PUBLIC CHARITY	SUPPORT CHARITABLE ACTIVITIES	5,000
JUNVENILE DIABETES RESEARCH FOUNDATION 7721 SIX FORKS RD 136 RALEIGH, NC 27615	NONE	PUBLIC CHARITY	SUPPORT CHARITABLE ACTIVITIES	1,000
LOAVES & FISHES POST OFFICE BOX 14596 RALEIGH, NC 27620	NONE	PUBLIC CHARITY	SUPPORT CHARITABLE ACTIVITIES	5,000
MARCH OF DIMES 6504 FALLS OF NEUSE RD STE 100 RALEIGH, NC 27615	NONE	PUBLIC CHARITY	SUPPORT CHARITABLE ACTIVITIES	100
Total  3a				983,112


Form 990PF Part XV Line 3 - Grants and Contributions Paid During the Year or Approved for Future Payment

Recipient	If recipient is an individual, show any relationship to any foundation manager or substantial contributor	Foundation status of recipient	Purpose of grant or contribution	Amount
Name and address (home or business)				
a Paid during the year				
MASONIC HOME FOR CHILDREN AT OXFORD 600 COLLEGE ST OXFORD, NC 27565	NONE	PUBLIC CHARITY	SUPPORT CHARITABLE ACTIVITIES	5,000
MEREDITH COLLEGE 3800 HILLSBOROUGH ST RALEIGH, NC 27607	NONE	PUBLIC CHARITY	EDUCATIONAL	5,000
MS SOCIETY 3101 INDUSTRIAL DR STE 210 RALEIGH, NC 27609	NONE	PUBLIC CHARITY	SUPPORT CHARITABLE ACTIVITIES	2,000
MUSCULAR DYSTROPHY ASSOCIATION 333 EAST SIX FORKS RD 105 RALEIGH, NC 27609	NONE	PUBLIC CHARITY	SUPPORT CHARITABLE ACTIVITIES	250
NATURE CONSERVANCY 4245 N FAIRFAX DRIVE SUITE 100 ARLINGTON, VA 22203	NONE	PUBLIC CHARITY	CONSERVATION	5,000
NC HUNTERS FOR HUNGRY PO BOX 99048 RALEIGH, NC 27624	NONE	PUBLIC CHARITY	SUPPORT CHARITABLE ACTIVITIES	1,000
NC MEDICAL SOCIETY ALLIANCE PO BOX 27167 RALEIGH, NC 27611	NONE	PUBLIC CHARITY	EDUCATIONAL	5,000
NC MUSEUM OF HISTORY 5 EAST EDENTON ST RALEIGH, NC 27601	NONE	PUBLIC CHARITY	SUPPORT CHARITABLE ACTIVITIES	1,000
NC PUBLIC RADIO 120 FRIDAY CENTER DR CHAPEL HILL, NC 27517	NONE	PUBLIC CHARITY	SUPPORT CHARITABLE ACTIVITIES	500
NC STATE COLLEGE OF MANAGEMENT 2102 NELSON HALL 2801 FOUNDERS DR RALEIGH, NC 27607	NONE	PUBLIC CHARITY	EDUCATIONAL	10,000
NC SYMPHONY 3700 GLENWOOD AVE ST 130 RALEIGH, NC 27612	NONE	PUBLIC CHARITY	SUPPORT CHARITABLE ACTIVITIES	10,000
NORTHWOOD UNIVERSITY 4000 WHITING DR MIDLAND, MI 486402398	NONE	PUBLIC CHARITY	SUPPORT CHARITABLE ACTIVITIES	35,000
OCCONEECHEE COUNCIL BOY SCOUTS OF AMERICA 3231 ATLANTIC AVE RALEIGH, NC 27604	NONE	PUBLIC CHARITY	SUPPORT CHARITABLE ACTIVITIES	56,335
PACT 22 VINEYARD RICHMOND (SURREY) TW106AN UK	NONE	PUBLIC CHARITY	SUPPORT CHARITABLE ACTIVITIES	1,000
PEACE COLLEGE 15 EAST PEACE ST RALEIGH, NC 27604	NONE	PUBLIC CHARITY	EDUCATIONAL	5,000
Total  3a				983,112

Form 990PF Part XV Line 3 - Grants and Contributions Paid During the Year or Approved for Future Payment

Recipient	If recipient is an individual, show any relationship to any foundation manager or substantial contributor	Foundation status of recipient	Purpose of grant or contribution	Amount
Name and address (home or business)				
a Paid during the year				
QUEEN'S UNIVERSITY 1900 SELWYN AVE CHARLOTTE,NC 28274	NONE	PUBLIC CHARITY	EDUCATIONAL	120,000
RAVENSCROFT SCHOOL 7409 FALLS OF NEUSE RD RALEIGH,NC 27615	NONE	PUBLIC CHARITY	EDUCATIONAL	5,000
ROCKY MOUNTAIN ELK FOUNDATION 5705 GRANT CREEK MISSOULA,MT 59808	NONE	PUBLIC CHARITY	SUPPORT CHARITABLE ACTIVITIES	150
SALVATION ARMY 902 WAKE FOREST RD RALEIGH,NC 27604	NONE	PUBLIC CHARITY	RELIEF OF POVERTY	12,600
SHALLOW WELL UNITED CHURCH OF CHRIST 1220 BROADWAY RD SANFORD,NC 27332	NONE	PUBLIC CHARITY	CHARITABLE ACTIVITY SUPPORT	12,000
SOUTHWESTERN MT FAMILY YMCA POST OFFICE BOX 66 DILLON,MT 59725	NONE	PUBLIC CHARITY	SUPPORT CHARITABLE ACTIVITIES	25,000
SPCA OF WAKE COUNTY 200 PETFINDER LN RALEIGH,NC 27603	NONE	PUBLIC CHARITY	SUPPORT CHARITABLE ACTIVITIES	500
SPECIAL OLYMPICS MONTANA POST OFFICE BOX 3507 GREAT FALLS,MT 59403	NONE	PUBLIC CHARITY	CHARITABLE ACTIVITY SUPPORT	5,000
SPECIAL OLYMPICS NORTH CAROLINA 2200 GATEWAY CENTER BLVD SUITE 201 MORRISVILLE,NC 275609123	NONE	PUBLIC CHARITY	SUPPORT CHARITABLE ACTIVITIES	1,000
ST ANDREWS PRESBYTERIAN COLLEGE 1700 DOGWOOD MILE LAURINBURG,NC 28352	NONE	PUBLIC CHARITY	EDUCATIONAL	38,900
ST MARY'S SCHOOL 900 HILLSBOROUGH ST RALEIGH,NC 27603	NONE	PUBLIC CHARITY	EDUCATIONAL	22,143
SUSAN G KOMAN FOR THE CURE 133 FAYETTEVILLE ST STE 300 RALEIGH,NC 27601	NONE	PUBLIC CHARITY	SUPPORT CHARITABLE ACTIVITIES	1,000
TCI CHARITABLE FOUNDATIONHAITI RELIEF CARE 4800 FALLS OF NEUSE RD STE 315 RALEIGH,NC 27609	NONE	PUBLIC CHARITY	SUPPORT CHARITABLE ACTIVITIES	1,000
THE V FOUNDATION FOR CANCER 106 TOWERVIEW CT CARY,NC 27513	NONE	PUBLIC CHARITY	SUPPORT CHARITABLE ACTIVITIES	250
UNION THEOLOGICAL SEMINARY 3401 BROOK RD RICHMOND,VA 23227	NONE	PUBLIC CHARITY	EDUCATIONAL	67,500
Total  3a				983,112

Form 990PF Part XV Line 3 - Grants and Contributions Paid During the Year or Approved for Future Payment

Recipient	If recipient is an individual, show any relationship to any foundation manager or substantial contributor	Foundation status of recipient	Purpose of grant or contribution	Amount
Name and address (home or business)				
a Paid during the year				
UNITED WAY OF BEAVERHEAD COUNTY 730 N MONTANA ST DILLON, MT 59725	NONE	PUBLIC CHARITY	SUPPORT CHARITIES	1,000
UNIVERSITY OF WESTERN MONTANA 32 CAMPUS DR MISSOULA, MT 59812	NONE	PUBLIC CHARITY	EDUCATIONAL	25,000
URBAN MINISTRIES OF WAKE COUNTY 1390 CAPITAL BLVD RALEIGH, NC 27603	NONE	PUBLIC CHARITY	CHARITABLE ACTIVITY SUPPORT	1,000
WAKE MED FOUNDATION 3000 NEW BERN AVE RALEIGH, NC 27610	NONE	PUBLIC CHARITY	SUPPORT CHARITABLE ACTIVITIES	25,000
YMCA WE BUILD PEOPLEYMCA OF THE TRIANGLE INC 801 CORPORATE CENTER DR SUITE 200 RALEIGH, NC 27607	NONE	PUBLIC CHARITY	SUPPORT CHARITABLE ACTIVITIES	20,000
Total  3a				983,112

TY 2010 Accounting Fees Schedule

Name: O TEMPLE SLOAN JR FOUNDATION

EIN: 56-1870844

Category	Amount	Net Investment Income	Adjusted Net Income	Disbursements for Charitable Purposes
ACCOUNTING CHARGES	2,060	2,060		0

**TY 2010 Investments Corporate
Bonds Schedule****Name:** O TEMPLE SLOAN JR FOUNDATION**EIN:** 56-1870844

Name of Bond	End of Year Book Value	End of Year Fair Market Value
GENERAL ELEC CO NT 5%	107,711	106,897
US BANCORP SR MTN 4.2%	105,954	106,822
JPMORGAN CHASE & CO 3.7%	101,650	103,489
CITIGROUP INC SR NT 4.75%	103,370	104,710
BEAR STEARNS COS INC NT 5.3%	107,785	108,518
PITNEY BOWES INC GLOBAL GLOBAL MTN 4.75%	106,444	103,035
CREDIT SUISSE USA INC SR NT 5.375%	108,065	109,729
GENERAL ELEC CO SR UNSECD NT 5.25%	106,863	108,009
WELLS FARGO & CO NEW SR UNSECD NT 5.625%	106,809	110,718
AT&T INC BD 5.5%	106,430	111,088
GENERAL ELEC CAP CORP MTN 5.625%	107,174	109,051
ENTERGY TEX INC PFD MTG BD 7.875%	13,190	12,703

TY 2010 Investments Corporate
Stock Schedule

Name: O TEMPLE SLOAN JR FOUNDATION
EIN: 56-1870844

Name of Stock	End of Year Book Value	End of Year Fair Market Value
AT&T INC PFD 6.375%	12,216	12,241
BNY CAP V TR PFD SECS SER F	16,563	16,474
CMG ULTRA SHORT TERM BOND FUND	807,905	797,979
COLUMBIA SHORT TERM BOND FUND CLASS Z	800,000	796,494
COMCAST CORP NEW PFD 7%	16,967	16,698
DOMINION RES INC VA PFD NEW ENHANCED JR SUB NTS 8.375%	13,210	13,036
EQUITY RESIDENTIAL DEPOSITORY SH REPSTG PFD REIT	16,227	16,005
FPC CAP I QUIPS A 7.1%	11,775	11,730
GENERAL ELEC CAP CORP PUBLIC INCOME NT PINES PFD 6.625%	11,722	11,721
GOLDMAN SACHS GROUP INC PFD 6.2%	16,449	15,939
ISHARES S&P US PFD STK INDEX FUND	59,147	58,200
JPMORGAN CHASE & CO DEPOISTARY SHS 8.625%	12,888	12,673
METLIFE INC PFD 6.5%	16,333	16,368
NATIONAL CITY CAP TR IV ENHANCED TR PFD SECS	9,455	9,367
NEXTERA ENERGY CAP HLDGS INC PFD JR SUB DEB SER A 6%	12,014	11,827
PRUDENTIAL FINL INC JR SUB NT PFD 9%	12,697	12,645
PUBLIC STORAGE INC REIT DEPOSITORY SH	16,606	16,474
VIACOM INC NEW PFD	16,669	16,751
WELLS FARGO CAP XIV ENHANCED TR PFD SECS 8.625%	9,877	9,918
XCEL ENERGY INC JR SUB NTO PFD 7.8%	12,580	12,618
AMERICAN ELEC PWR INC	1,007	1,007
ANALOG DEVICES INC	2,249	2,750
AON CORP	848	1,058
BED BATH & BEYOND INC	1,205	1,524
CA INC	1,772	2,102
CAPITAL ONE FINL CORP	2,218	2,298
CARDINAL HEALTH INC	1,165	1,341
CAREFUSION CORP	2,670	2,853
CBS CORP NEW CL B	1,096	1,143
CENTURYLINK INC	2,285	2,955

Name of Stock	End of Year Book Value	End of Year Fair Market Value
COACH INC	1,000	1,493
DISCOVER FINL SVCS	1,806	2,187
EDISON INTL	1,488	1,737
EOG RES INC	2,296	2,285
GAP INC	1,748	1,926
KROGER CO	1,027	1,096
LOEWS CORP	1,906	1,984
LORILLARD INC	1,079	1,149
MARSH & MCLENNAN COS INC	2,483	2,898
MCGRAW HILL COS INC	1,012	1,202
MCKESSON CORP	2,350	2,604
NOBLE ENERGY INC	2,036	2,582
NORFOLK SOUTHERN CORP	686	754
OMNICOM GROUP INC	2,754	3,343
PG&E CORP	1,645	1,770
PPG INDS INC	1,556	1,934
STANLEY BLACK & DECKER INC	1,213	1,404
SUNTRUST BKS INC	861	1,003
WESTERN UNION CO	1,429	1,597
XEROX CORP	1,391	1,740
ABERCROMBIE & FITCH CO	479	749
AFFILIATED MANAGERS GROUP	1,217	1,786
ALBEMARLE CORP	1,861	2,343
ALLEGHANY CORP	2,111	2,145
ALLEGHENY ENERGY INC	1,754	1,842
ALLEGHENY TECHNOLOGIES INC	779	828
ALLIANCE DATA SYS CORP	640	653
ALLIANT CORP	1,375	1,434
AMDOCS LTD GUERNSEY	1,181	1,181
AMEREN CORP	1,175	1,297

Name of Stock	End of Year Book Value	End of Year Fair Market Value
ARROW ELECTRS INC	2,449	3,494
ASHLAND INC NEW	1,189	1,170
ASSURANT INC	1,074	1,117
AVNET INC	2,821	3,567
BALL CORP	1,409	1,565
BERKLEY WR CORP	595	602
BROADRIDGE FINL SOLUTIONS INC	857	899
COCA-COLA ENTERPRISES INC NEW	1,281	1,252
COMERICA INC	1,202	1,352
CONCHO RES INC	730	1,052
CROWN HLDGS INC	1,832	2,203
CYTEC INDS INC	1,268	1,327
DAVITA INC	1,428	1,668
DR PEPPER SNAPPLE INC	798	703
EAST WEST BANCORP INC	1,443	1,623
ELECTRONIC ARTS INC	2,430	2,441
EQUIFAX INC	2,467	2,848
EXPEDIA INC	1,234	1,430
FIFTH THIRD BANCORP	1,639	1,938
GRAINGER WW INC	770	967
HARRIS CORP	2,111	2,084
HOLOGIC INC	965	1,336
HOSPIRA INC	1,099	1,058
HUMANA INC	1,260	1,478
INGRAM MICRO INC	1,592	1,833
KENNAMETAL INC	1,641	2,368
LABORATORY CORP AMER HLDGS NEW	1,033	1,231
LENNAR CORP	941	1,163
LENNOX INTL INC	591	615
LINCARE HLDGS INC	2,073	2,093

Name of Stock	End of Year Book Value	End of Year Fair Market Value
M&T BK CORP	1,353	1,306
MANPOWER INC	2,386	3,075
MATTEL INC	821	966
MICRON TECHNOLOGY INC	1,077	1,035
MOHAWK INDS INC	2,431	2,781
MONSTER WORLDWIDE INC	741	1,300
MOODYS CORP	2,633	2,627
NV ENERGY INC	1,316	1,433
NVR INC	1,287	1,382
OIL STS INTL INC	1,411	1,795
OMNICARE INC	1,617	1,574
POPULAR INC PUERTO RICO	1,085	1,272
PRIDE INTL INC	881	1,155
RAYMOND JAMES FINANCILA INC	2,133	2,714
REINSURANCE GROUP AMER INC	1,191	1,289
RELIANCE STEEL & ALUMINUM CO	2,163	2,708
ROBERT HALF INTL INC	2,005	2,356
SEI INVESTMENTS CO	1,219	1,451
SLM CORP	1,648	1,876
SM ENERGY CO	1,513	2,357
TD AMERITRADE HLDG CORP	2,116	2,545
THOMAS BETTS CORP	2,363	2,801
TOWERS WATSON & CO	2,150	2,499
UNUM GROUP	2,170	2,374
VF CORP	1,375	1,465
WESTAR ENERGY INC	1,505	1,585
WILLIAMS SONOMA INC	2,379	3,105
ZIONZ BANCORPORATION	628	727
AEROFLEX HLDG CORP	1,484	1,810
BANK HAWAII CORP	356	330

Name of Stock	End of Year Book Value	End of Year Fair Market Value
BRISTOW GROUP INC	837	1,184
CEC ENTMT INC	1,037	1,243
FTI CONSULTING INC	1,240	1,268
GLOBE SPECIALTY METALS INC	1,340	1,521
HANOVER INS GROUP INC	1,877	1,962
ROSETTA RES INC	1,369	2,635
SYMETRA FINL CORP	1,238	1,439
WESCO INTL INC	3,379	4,963
ACE LTD	1,381	1,619
COOPER INDS PLC NEW	1,253	1,574
GROUPE CGI INC CL A SUB VTG	1,386	1,467
INGERSOLL-RAND CO LTD	1,712	2,119
STMICROELECTRONICS NV SHS NEW YORK REGISTRY ADR	2,157	2,777
ULTRA PETE CORP	1,058	1,146
APPLE INC	4,908	6,129
CH ROBINSON WORLDWIDE INC	4,082	5,293
CELGENE CORP	8,340	9,108
CROWN CASTLE INTL CORP	10,893	12,141
EXPEDITORS INTL WASHINGTON INC	3,948	5,132
GILEAD SCIENCES INC	3,179	3,479
JUNIPER NETWORKS INC	3,380	4,357
KOHL'S CORP	2,533	2,554
LI & FUNG LTD	6,653	8,192
NORTHERN TR CORP	2,429	2,771
PRECISION CASTPARTS CORP	5,339	6,125
PRICE T ROWE GROUP INC	3,228	4,324
ST JUDE MED INC	6,525	7,481
STAPLES INC	2,799	3,165
THERMO FISHER SCIENTIFIC CORP	6,009	6,532
AMDOCS LTD GUERNSEY	6,072	6,043

Name of Stock	End of Year Book Value	End of Year Fair Market Value
AMERICAN EAGLE OUTFITTERS NEW	1,980	2,253
AMETEK INC NEW	3,804	4,887
AMPHENOL CORP NEW	6,558	7,600
ATMEL CORP	4,924	11,051
BALL CORP	2,881	3,403
COPART INC	4,772	5,304
DRESSER-RAND GROUP INC	4,499	5,111
EATON VANCE CORP	2,926	3,053
FASTENAL CO	4,002	4,853
GARTNER GROUP INC NEW	2,844	3,718
GEN PROBE INC NEW	4,571	5,602
GLOBAL PMTS INC	4,126	4,806
IHS INC	6,690	8,682
KINDER MORGAN MGMT LLC	7,089	8,226
KLA-TENCOR CORP	4,889	5,989
LAMAR ADVERTISING CO	4,340	5,856
MSCI INC	6,507	7,675
ON SEMICONDUCTOR CORP	3,374	5,286
ROPER INDS INC NEW	6,139	7,414
SCHEIN HENRY INC	3,679	4,236
SOLERA HLDGS INC	3,560	4,516
TECHNE CORP	2,057	2,233
TRIMBLE NAVIGATION LTD	3,476	4,552
VARIAN MED SYS INC	6,765	8,314
VERISK ANALYTICS INC	8,112	9,372
WATERS CORP	1,891	1,943
ATHENAHEALTH INC	2,056	3,074
BLACKBOARD INC	1,668	1,611
ARM HLDGS PLC SPONS ADR	3,852	5,042
CANADIAN NATIONAL RAILWAY	2,943	3,124

Name of Stock	End of Year Book Value	End of Year Fair Market Value
FLEXTRONICS	2,096	2,661
POTASH CORP SASK INC	3,599	5,729
RITCHIE BROS AUCTIONEERS INC	5,469	6,454
RYANAIR HLDGS PLC	4,375	4,460
TYCO ELECTRONICS LTD	4,782	6,230
ULTRA PETE CORP	4,123	4,490
VALEANT PHARMACEUTICALS INTL INC	1,658	1,669
VISTAPRINT NV	5,442	5,980
ALERE INC	3,284	4,355
ALLIANT TECHSYSTEMS INC	4,278	4,540
ALTERRA CAPITAL HLDGS LTD	3,520	3,809
BJS WHOLESALE CLUB INC	4,439	4,598
BROADRIDGE FINL SOLUTIONS INC	4,181	4,342
CRANE CO	3,174	3,778
FOREST OIL CORP	3,436	4,518
HARMAN INTL INDS INC	2,460	3,889
HEALTH NET INC	4,010	4,366
JABIL CIRCUIT INC	2,770	4,199
KIRBY CORP	3,599	3,700
NCR CORP NEW	3,644	3,981
OIL STS INTL INC	3,514	4,935
REINSURANCE GROUP AMER INC	3,537	3,813
SOLUTIA INC NEW	3,296	4,962
SPIRIT AEROSYSTEMS HLDGS INC	3,658	4,016
SYNOPSYS INC	3,066	3,740
TEMPLE INLAND INC	4,574	4,375
UNIVERSAL HLTH SVCS INC	3,282	3,908
VARIAN SEMICONDUCTOR EQUIPMNT	3,552	4,436
WABTEC CORP	3,502	4,073
AMERICAN EQUITY INVT LIFE HLDG	3,578	4,217

Name of Stock	End of Year Book Value	End of Year Fair Market Value
CATHAY GENERAL BANCORP	3,633	5,160
CURTISS WRIGHT CORP	4,192	4,117
CYMER INC	3,494	4,642
DIANA SHIPPING INC	4,620	4,243
DIEBOLD INC	3,590	3,814
EMDEON INC	3,921	4,170
FRESH DEL MONTE PRODUCE INC	3,063	3,718
GATX CORP	3,652	4,163
HANOVER INS GROUP INC	3,522	3,691
HARSCO CORP	3,604	4,390
JACK IN THE BOX INC	3,947	4,099
KEY ENERGY SVCS INC	3,649	4,517
LUFKIN INDS INC	3,006	4,554
MEDICIS PHARMACEUTICAL CORP	3,619	3,670
MICROSEMI CORP	3,004	4,112
ORTHOFIX INTERNATIONAL NV	4,287	4,118
PENSKE AUTOMOTIVE GROUP INC	3,322	4,390
PRIVATEBANCORP INC	3,506	4,256
ROBBINS & MYERS INC	3,536	5,295
SWIFT ENERGY CO	3,511	4,737
TALBOTS INC	5,274	4,209
TERADYNE INC	3,626	4,844
TEXAS CAP BANCSHARES INC	3,550	4,417
TRIQUINT SEMICONDUCTOR INC	2,816	4,442
CHICAGO BRDG & IRON CO NV	3,051	4,705
ALLSCRIPTS-MISYS HEALTHCARE SOLUTIONS INC	3,696	4,336
ANSYS INC	4,078	4,686
CONCUR TECHNOLOGIES INC	2,141	2,337
GENTEX CORP	5,947	8,720
LKQ CORP	4,906	5,339

Name of Stock	End of Year Book Value	End of Year Fair Market Value
MEDNAX INC	4,383	6,056
NATIONAL INSTRS CORP	6,195	7,152
ROLLINS INC	6,177	8,295
TECHNE CORP	3,515	3,940
ABAXIS INC	2,760	3,464
ANGIODYNAMICS INC	4,053	3,919
BEACON ROOFING SUPPLY INC	4,029	3,931
BIO-REFERENCE LABS INC	2,784	2,883
CABOT MICROELECTRONICS CORP	2,387	2,902
CAPELLA ED CO	3,273	2,796
CASS INFORMATION SYS INC	2,688	3,035
CEPHID	6,843	9,328
CHEESECAKE FACTORY INC	4,119	5,212
CHEMED CORP	6,588	7,621
CONSTANT CONTACT INC	1,759	2,479
COSTAR GROUP INC	2,249	2,878
DEALERTRACK HLDGS INC	2,428	3,011
DIGI INTL INC	3,142	3,885
DYNAMEX INC	1,101	1,981
ECHELON CORP	1,330	1,783
ECHO GLOBAL LOGISTICS INC	747	879
ENEROC INC	3,116	2,032
FARO TECHNOLOGIES INC	1,696	2,627
FORRESTER RESH INC	3,521	3,705
FORWARD AIR CORP	2,337	2,270
GRAND CANYON ED INC	3,021	2,782
GUIDANCE SOFTWARE INC	798	1,186
INNERWORKINGS INC	2,320	2,096
IPC THE HOSPITALIST CO	2,101	3,316
LANDEC CORP	1,539	1,375

Name of Stock	End of Year Book Value	End of Year Fair Market Value
MAXIMUS INC	4,282	4,591
MEDTOX SCIENTIFIC INC	820	917
MOBILE MINI INC	1,733	1,969
NAPCO SEC TECHNOLOGIES INC	252	229
NEOGEN CORP	4,331	6,155
PORTFOLIO RECOVERY ASSOCS INC	4,900	5,640
POWER INTEGRATIONS INC	4,573	4,819
QUALITY SYS INC	2,250	2,793
RESOURCES CONNECTION INC	2,704	3,997
SEMTECH CORP	4,762	5,886
STRATASYS INC	2,086	2,709
ULTIMATE SOFTWARE GROUP INC	5,483	7,295
UNITED NAT FOODS INC	5,214	5,502
UNIVERSAL TECHNICAL INST INC	1,491	1,541
USANA HEALTH SCIENCES INC	1,183	1,304
VERINT SYS INC	2,765	3,963
RITCHIE BROS AUCTIONEERS INC	2,925	3,573
TELEVENT GIT SA	1,600	2,114
ALLERGAN INC	59,702	64,344
AMAZON COM INC	47,002	72,000
APPLE INC	61,871	76,124
CH ROBINSON WORLDWIDE INC	26,999	27,184
CELGENE CORP	57,476	61,979
CME GROUP INC	56,772	65,637
COGNIZANT TECHNOLOGY SOLUTIONS	38,977	51,889
EMC CORP	50,505	56,952
EOG RES INC	75,879	69,472
EXPEDITORS INTL WASHINGTON INC	29,020	37,674
FMC TECHNOLOGIES INC	42,654	62,148
FRANKLIN RES INC	54,373	52,269

Name of Stock	End of Year Book Value	End of Year Fair Market Value
F5 NETWORKS INC	52,219	61,826
GOOGLE INC	47,398	57,021
LAUDER ESTEE COS INC	12,389	12,509
MEDCO HLTH SOLUTIONS INC	48,029	58,574
NETFLIX COM INC	40,525	40,060
PRAXAIR INC	46,375	51,840
PRECISION CASTPARTS CORP	66,046	67,934
PRICELINE COM INC	37,204	55,937
QUALCOMM INC	43,710	53,053
SALESFORCE COM INC	43,169	56,892
ST JUDE MED INC	41,972	48,479
AKAMAI TECHNOLOGIES INC	36,901	41,028
ALEXION PHARMACEUTICALS INC	39,276	46,236
BAIDU INC SPONSORED ADR	65,695	72,977
ILLUMINA INC	22,838	33,887
LULULEMON ATHLETICA INC	14,406	25,726
NOVO-NORDISK AS ADR	43,679	55,722
QIAGEN NV	31,620	33,157
ALTRIA GROUP INC	42,065	46,778
AT&T INC	45,324	51,415
BOEING CO	42,682	40,461
BRISTOL MYERS SQUIBB CO	42,381	45,016
CHEVRON CORP	42,218	52,013
CONOCOPHILLIPS	52,074	53,118
DOMINION RES INC VA PFD NEW	36,172	36,312
DU PONT EI DE NEMOURS & CO	30,600	39,405
GENERAL ELEC CO	36,591	42,067
HEINZ HJ CO	42,219	45,503
INTEL CORP	35,654	34,700
JOHNSON & JOHNSON	48,474	45,151

Name of Stock	End of Year Book Value	End of Year Fair Market Value
KIMBERLY CLARK CORP	46,078	45,389
KRAFT FOODS INC	44,445	47,265
LILLY ELI & CO	46,084	45,552
MICROSOFT CORP	24,405	28,468
NEXTERA ENERGY INC	42,320	41,592
PHILIP MORRIS INTL INC	36,132	41,556
SOUTHERN COMPANY	41,366	43,965
TRAVELERS COS INC	36,191	40,111
VERIZON COMMUNICATIONS INC	45,296	57,248
3M CO	44,518	44,013
GENUINE PARTS CO	43,365	51,340
ASTRAZENECA PLC SPONSORED ADR	42,003	40,185
DIEGEO PLC SPONSORED ADR NEW	42,411	44,598
HSBC HLDGS PLC SPONS ADR NEW	36,072	36,749
UNILEVER NV	40,735	41,448
VODAFONE GROUP PLC SPONS ADR NEW	44,831	50,236
HCP INC REIT	35,455	36,790
BANK AMER CORP	1,123,896	451,292
LOWES COS INC	237,976	185,141
ISHARES INC MSCI AUSTRALIA INDEX	89,797	105,958
ISHARES INC MSCI CDA INDEX	90,286	105,245
ISHARES MSCI SINGAPORE INDEX	90,505	102,282
THORNBURG INTL VALUE FUND CL I	100,000	113,487
ISHARES MSCI MEXICO INVESTABLE MARKET INDEX	55,020	66,254
ISHARES FTSE CHINA 25 INDEX	68,859	71,745
ISHARES INC MSCI BRAZIL FREE INDEX	89,682	99,846
ISHARES MSCI SOUTH KOREA INDEX	38,468	47,728
ISHARES MSCI MALAYSIA FREE INDEX	6,953	8,197
ISHARES MSCI TAIWAN INDEX	71,770	90,049
LAZARD FUNDS INC EMERGING MKTS PORTFOLIO INSTL	100,000	114,476

Name of Stock	End of Year Book Value	End of Year Fair Market Value
MARKET VECTORS RUSSIA ETF	17,295	20,661
NEUBERGER BERMAN EMERGING MKTS EQUITY FUND INSTL	50,000	50,862
POWERSHARES INDIA EXCHANGE TRADED FUND POWER SHS INDIA	41,148	46,519
SPDR S&P CHINA ETF	64,974	68,997
SPDR S&P EMERGING MIDDLE EAST & AFRICA ETF	7,074	8,755
SPDR S&P EMERGING SMALL CAP ETF	6,935	7,981
VANGUARD INTL EQUITY INDEX FDS VANGUARD EMERGING MKTS ETF	218,914	251,852
PIMCO COMMODITY REALRETURN STRATEGY FUND	530,000	643,929
GENERAL PARTS INC	5,999,948	6,617,523

TY 2010 Legal Fees Schedule

Name: O TEMPLE SLOAN JR FOUNDATION

EIN: 56-1870844

Category	Amount	Net Investment Income	Adjusted Net Income	Disbursements for Charitable Purposes
MANNING, FULTON & SKINNER, P A	4,291	4,291		0
ALLAN BERRY ATTORNEYS	551	551		0
WENTZEL & PARTNERS	672	672		0

TY 2010 Other Expenses Schedule**Name:** O TEMPLE SLOAN JR FOUNDATION**EIN:** 56-1870844

Description	Revenue and Expenses per Books	Net Invest ment Income	Adjusted Net Income	Disbursement s for Charitable Purposes
BANK CHARGES	10	10		0
MONEY MANAGEMENT FEES	15,144	15,144		0
MISCELLANEOUS BUNDLED BROKERAGE FEES	10,044	10,044		0
INVESTMENT EXPENSES-DIVIDENDS	17	17		0
WIRE TRANSFER FEES	60	60		0
STOP PAYMENT FEE	25	25		0
CHECK ORDER FEE	12	12		0

TY 2010 Substantial Contributors Schedule

Name: O TEMPLE SLOAN JR FOUNDATION

EIN: 56-1870844

Name	Address
ESTATE OF CAROL SLOAN	POST OFFICE BOX 29636 RALEIGH, NC 27626

TY 2010 Taxes Schedule**Name:** O TEMPLE SLOAN JR FOUNDATION**EIN:** 56-1870844

Category	Amount	Net Investment Income	Adjusted Net Income	Disbursements for Charitable Purposes
FOREIGN DIVIDEND TAX	1,769	1,769		0
FOREIGN DIVIDEND TAX (US TRUST)	2,331	2,331		0