



See a Social Security Number? Say Something!
Report Privacy Problems to <https://public.resource.org/privacy>
Or call the IRS Identity Theft Hotline at 1-800-908-4490



NOTICE 2008-6 STATUS CHANGE
Return of Private Foundation

or Section 4947(a)(1) Nonexempt Charitable Trust
Treated as a Private Foundation

OMB No 1545-0052

2010

Form 990-PF

Department of the Treasury
Internal Revenue Service

Note. The foundation may be able to use a copy of this return to satisfy state reporting requirements.

POSTMARK DATE OCT 31 2011

calendar year 2010, or tax year beginning , and ending
Check all that apply: Initial return Initial return of a former public charity Final return
 Amended return Address change Name change

Name of foundation: **THOMAS W PANGBORN**
A Employer identification number: **52-6073332**
Number and street (or P O box number if mail is not delivered to street address): **C/O PNC BANK 620 LIBERTY AVENUE**
Room/suite: **10 FL**
B Telephone number: **412-768-5897**
City or town, state, and ZIP code: **PITTSBURGH, PA 15222**
C If exemption application is pending, check here
D 1. Foreign organizations, check here
2. Foreign organizations meeting the 85% test, check here and attach computation
H Check type of organization: Section 501(c)(3) exempt private foundation
 Section 4947(a)(1) nonexempt charitable trust Other taxable private foundation
E If private foundation status was terminated under section 507(b)(1)(A), check here
I Fair market value of all assets at end of year (from Part II, col. (c), line 16) **\$ 20,880,574.** (Part I, column (d) must be on cash basis.)
J Accounting method: Cash Accrual
 Other (specify) _____
F If the foundation is in a 60-month termination under section 507(b)(1)(B), check here

Part I Analysis of Revenue and Expenses (The total of amounts in columns (b), (c), and (d) may not necessarily equal the amounts in column (a).)		(a) Revenue and expenses per books	(b) Net investment income	(c) Adjusted net income	(d) Disbursements for charitable purposes (cash basis only)
Revenue	1 Contributions, gifts, grants, etc., received			N/A	
	2 Check <input checked="" type="checkbox"/> if the foundation is not required to attach Sch B				
	3 Interest on savings and temporary cash investments	340,381.	340,381.		STATEMENT 2
	4 Dividends and interest from securities	235,829.	235,829.		STATEMENT 3
	5a Gross rents				
	b Net rental income or (loss)				
	6a Net gain or (loss) from sale of assets not on line 10	463,396.			STATEMENT 1
	b Gross sales price for all assets on line 6a	15,319,306.			
	7 Capital gain net income		399,983.		
	8 Net short-term capital gain				
	9 Income modifications				
	10a Gross sales less returns and allowances				
b Less Cost of goods sold					
c Gross profit or (loss)	13,613.	3,012.		STATEMENT 4	
11 Other income					
12 Total. Add lines 1 through 11	1,053,219.	979,205.			
Operating and Administrative Expenses	13 Compensation of officers, directors, trustees, etc	34,326.	32,610.		1,716.
	14 Other employee salaries and wages				
	15 Pension plans, employee benefits				
	16a Legal fees				
	b Accounting fees STMT 5	700.	0.		700.
	c Other professional fees				
	17 Interest				
	18 Taxes STMT 6	594.	594.		0.
	19 Depreciation and depletion				
	20 Occupancy				
	21 Travel, conferences, and meetings				
	22 Printing and publications				
23 Other expenses STMT 7	47,523.	0.		0.	
24 Total operating and administrative expenses. Add lines 13 through 23	83,143.	33,204.		2,416.	
25 Contributions, gifts, grants paid	524,235.			524,235.	
26 Total expenses and disbursements. Add lines 24 and 25	607,378.	33,204.		526,651.	
27 Subtract line 26 from line 12:					
a Excess of revenue over expenses and disbursements	445,841.				
b Net investment income (if negative, enter -0-)		946,001.			
c Adjusted net income (if negative, enter -0-)			N/A		

21-46-001-5878319

NE

2

Part II Balance Sheets		Attached schedules and amounts in the description column should be for end-of-year amounts only			
		Beginning of year (a) Book Value	End of year (b) Book Value (c) Fair Market Value		
Assets	1	Cash - non-interest-bearing			
	2	Savings and temporary cash investments	802,307.	657,456.	657,456.
	3	Accounts receivable ▶			
		Less: allowance for doubtful accounts ▶			
	4	Pledges receivable ▶			
		Less: allowance for doubtful accounts ▶			
	5	Grants receivable			
	6	Receivables due from officers, directors, trustees, and other disqualified persons			
	7	Other notes and loans receivable ▶			
		Less: allowance for doubtful accounts ▶			
	8	Inventories for sale or use			
	9	Prepaid expenses and deferred charges			
	10a	Investments - U.S. and state government obligations			
	b	Investments - corporate stock STMT 9	0.	7,736,243.	9,403,114.
	c	Investments - corporate bonds STMT 10	0.	6,673,264.	6,867,800.
11	Investments - land, buildings, and equipment basis ▶				
	Less accumulated depreciation ▶				
12	Investments - mortgage loans				
13	Investments - other STMT 11	17,371,531.	3,552,479.	3,952,204.	
14	Land, buildings, and equipment basis ▶				
	Less accumulated depreciation ▶				
15	Other assets (describe ▶)				
	16 Total assets (to be completed by all filers)	18,173,838.	18,619,442.	20,880,574.	
Liabilities	17	Accounts payable and accrued expenses			
	18	Grants payable			
	19	Deferred revenue			
	20	Loans from officers, directors, trustees, and other disqualified persons			
	21	Mortgages and other notes payable			
	22	Other liabilities (describe ▶)			
	23 Total liabilities (add lines 17 through 22)	0.	0.		
Net Assets or Fund Balances	Foundations that follow SFAS 117, check here and complete lines 24 through 26 and lines 30 and 31. ▶ <input type="checkbox"/>				
	24	Unrestricted			
	25	Temporarily restricted			
	26	Permanently restricted			
	Foundations that do not follow SFAS 117, check here and complete lines 27 through 31. ▶ <input checked="" type="checkbox"/>				
	27	Capital stock, trust principal, or current funds	17,836,353.	18,295,993.	
	28	Paid-in or capital surplus, or land, bldg., and equipment fund	0.	0.	
	29	Retained earnings, accumulated income, endowment, or other funds	337,485.	323,449.	
	30 Total net assets or fund balances	18,173,838.	18,619,442.		
	31 Total liabilities and net assets/fund balances	18,173,838.	18,619,442.		

Part III Analysis of Changes in Net Assets or Fund Balances

1	Total net assets or fund balances at beginning of year - Part II, column (a), line 30 (must agree with end-of-year figure reported on prior year's return)	1	18,173,838.
2	Enter amount from Part I, line 27a	2	445,841.
3	Other increases not included in line 2 (itemize) ▶	3	0.
4	Add lines 1, 2, and 3	4	18,619,679.
5	Decreases not included in line 2 (itemize) ▶ SEE STATEMENT 8	5	237.
6	Total net assets or fund balances at end of year (line 4 minus line 5) - Part II, column (b), line 30	6	18,619,442.

Part IV Capital Gains and Losses for Tax on Investment Income

(a) List and describe the kind(s) of property sold (e.g., real estate, 2-story brick warehouse; or common stock, 200 shs. MLC Co.)	(b) How acquired P - Purchase D - Donation	(c) Date acquired (mo., day, yr.)	(d) Date sold (mo., day, yr.)
1a LONG TERM CAPITAL GAIN DIVIDENDS			
b SHORT TERM CAPITAL GAIN DIVIDENDS			
c SALES OF PUBLICLY TRADED SECURITIES			
d CLASS ACTION SETTLEMENTS			
e			

(e) Gross sales price	(f) Depreciation allowed (or allowable)	(g) Cost or other basis plus expense of sale	(h) Gain or (loss) (e) plus (f) minus (g)
a 8,576.			8,576.
b 6,655.			6,655.
c 15,304,075.		14,929,558.	374,517.
d 10,335.		100.	10,235.
e			

Complete only for assets showing gain in column (h) and owned by the foundation on 12/31/69			(i) Gains (Col. (h) gain minus col. (k), but not less than -0-) or Losses (from col. (h))
(j) F.M.V. as of 12/31/69	(k) Adjusted basis as of 12/31/69	(l) Excess of col. (j) over col. (k), if any	
			8,576.
b			6,655.
c			374,517.
d			10,235.
e			

2 Capital gain net income or (net capital loss)	{ If gain, also enter in Part I, line 7 If (loss), enter -0- in Part I, line 7	2	399,983.
3 Net short-term capital gain or (loss) as defined in sections 1222(5) and (6): If gain, also enter in Part I, line 8, column (c). If (loss), enter -0- in Part I, line 8		3	N/A

Part V Qualification Under Section 4940(e) for Reduced Tax on Net Investment Income

(For optional use by domestic private foundations subject to the section 4940(a) tax on net investment income.)

If section 4940(d)(2) applies, leave this part blank.

Was the foundation liable for the section 4942 tax on the distributable amount of any year in the base period?

Yes No

If "Yes," the foundation does not qualify under section 4940(e). Do not complete this part.

Enter the appropriate amount in each column for each year; see instructions before making any entries.

(a) Base period years Calendar year (or tax year beginning in)	(b) Adjusted qualifying distributions	(c) Net value of noncharitable-use assets	(d) Distribution ratio (col. (b) divided by col. (c))
2009			
2008			
2007			
2006			
2005			

2 Total of line 1, column (d)	2	
3 Average distribution ratio for the 5-year base period - divide the total on line 2 by 5, or by the number of years the foundation has been in existence if less than 5 years	3	
4 Enter the net value of noncharitable-use assets for 2010 from Part X, line 5	4	
5 Multiply line 4 by line 3	5	
6 Enter 1% of net investment income (1% of Part I, line 27b)	6	
7 Add lines 5 and 6	7	
8 Enter qualifying distributions from Part XII, line 4	8	

If line 8 is equal to or greater than line 7, check the box in Part VI, line 1b, and complete that part using a 1% tax rate. See the Part VI instructions.

Part VI Excise Tax Based on Investment Income (Section 4940(a), 4940(b), 4940(e), or 4948 - see instructions)

1a	Exempt operating foundations described in section 4940(d)(2), check here <input type="checkbox"/> and enter "N/A" on line 1. Date of ruling or determination letter: _____ (attach copy of letter if necessary-see instructions)		
b	Domestic foundations that meet the section 4940(e) requirements in Part V, check here <input type="checkbox"/> and enter 1% of Part I, line 27b	1	18,920.
c	All other domestic foundations enter 2% of line 27b. Exempt foreign organizations enter 4% of Part I, line 12, col. (b).		
2	Tax under section 511 (domestic section 4947(a)(1) trusts and taxable foundations only. Others enter -0-)	2	0.
3	Add lines 1 and 2	3	18,920.
4	Subtitle A (income) tax (domestic section 4947(a)(1) trusts and taxable foundations only. Others enter -0-)	4	0.
5	Tax based on investment income. Subtract line 4 from line 3. If zero or less, enter -0-	5	18,920.
6	Credits/Payments:		
a	2010 estimated tax payments and 2009 overpayment credited to 2010	6a	
b	Exempt foreign organizations - tax withheld at source	6b	
c	Tax paid with application for extension of time to file (Form 8868)	6c	
d	Backup withholding erroneously withheld	6d	
7	Total credits and payments. Add lines 6a through 6d	7	0.
8	Enter any penalty for underpayment of estimated tax. Check here <input type="checkbox"/> if Form 2220 is attached	8	
9	Tax due. If the total of lines 5 and 8 is more than line 7, enter amount owed	9	18,920.
10	Overpayment. If line 7 is more than the total of lines 5 and 8, enter the amount overpaid	10	
11	Enter the amount of line 10 to be: Credited to 2011 estimated tax <input type="checkbox"/> Refunded <input type="checkbox"/>	11	

Part VII-A Statements Regarding Activities

	Yes	No
1a		X
1b		X
1c		X
d		
e		
2		X
3		X
4a		X
4b		
5		X
6	X	
7	X	
8a		
8b	X	
9		X
10		X

N/A

Part VII-A Statements Regarding Activities (continued)

11	At any time during the year, did the foundation, directly or indirectly, own a controlled entity within the meaning of section 512(b)(13)? If "Yes," attach schedule (see instructions)	11		X
12	Did the foundation acquire a direct or indirect interest in any applicable insurance contract before August 17, 2008?	12		X
13	Did the foundation comply with the public inspection requirements for its annual returns and exemption application? Website address ► <u>N/A</u>	13	X	
14	The books are in care of ► <u>PNC BANK, N.A.</u> Telephone no. ► <u>412-768-5897</u> Located at ► <u>620 LIBERTY AVENUE 10TH FLOOR, PITTSBURGH, PA</u> ZIP+4 ► <u>15222</u>			
15	Section 4947(a)(1) nonexempt charitable trusts filing Form 990-PF in lieu of Form 1041 - Check here and enter the amount of tax-exempt interest received or accrued during the year	15		X 0.
16	At any time during calendar year 2010, did the foundation have an interest in or a signature or other authority over a bank, securities, or other financial account in a foreign country? See page 20 of the instructions for exceptions and filing requirements for Form TD F 90-22.1. If "Yes," enter the name of the foreign country ►	16	Yes	No X

Part VII-B Statements Regarding Activities for Which Form 4720 May Be Required

File Form 4720 if any item is checked in the "Yes" column, unless an exception applies.

		Yes	No
1a	During the year did the foundation (either directly or indirectly):		
(1)	Engage in the sale or exchange, or leasing of property with a disqualified person? <input type="checkbox"/> Yes <input checked="" type="checkbox"/> No		
(2)	Borrow money from, lend money to, or otherwise extend credit to (or accept it from) a disqualified person? <input type="checkbox"/> Yes <input checked="" type="checkbox"/> No		
(3)	Furnish goods, services, or facilities to (or accept them from) a disqualified person? <input type="checkbox"/> Yes <input checked="" type="checkbox"/> No		
(4)	Pay compensation to, or pay or reimburse the expenses of, a disqualified person? <input checked="" type="checkbox"/> Yes <input type="checkbox"/> No		
(5)	Transfer any income or assets to a disqualified person (or make any of either available for the benefit or use of a disqualified person)? <input type="checkbox"/> Yes <input checked="" type="checkbox"/> No		
(6)	Agree to pay money or property to a government official? (Exception. Check "No" if the foundation agreed to make a grant to or to employ the official for a period after termination of government service, if terminating within 90 days.) <input type="checkbox"/> Yes <input checked="" type="checkbox"/> No		
b	If any answer is "Yes" to 1a(1)-(6), did any of the acts fail to qualify under the exceptions described in Regulations section 53.4941(d)-3 or in a current notice regarding disaster assistance (see page 22 of the instructions)? Organizations relying on a current notice regarding disaster assistance check here <input type="checkbox"/>	1b	X
c	Did the foundation engage in a prior year in any of the acts described in 1a, other than excepted acts, that were not corrected before the first day of the tax year beginning in 2010?	1c	X
2	Taxes on failure to distribute income (section 4942) (does not apply for years the foundation was a private operating foundation defined in section 4942(j)(3) or 4942(j)(5)):		
a	At the end of tax year 2010, did the foundation have any undistributed income (lines 6d and 6e, Part XIII) for tax year(s) beginning before 2010? <input type="checkbox"/> Yes <input checked="" type="checkbox"/> No If "Yes," list the years ► _____		
b	Are there any years listed in 2a for which the foundation is not applying the provisions of section 4942(a)(2) (relating to incorrect valuation of assets) to the year's undistributed income? (If applying section 4942(a)(2) to all years listed, answer "No" and attach statement - see instructions.) <u>N/A</u>	2b	
c	If the provisions of section 4942(a)(2) are being applied to any of the years listed in 2a, list the years here. ► _____		
3a	Did the foundation hold more than a 2% direct or indirect interest in any business enterprise at any time during the year? <input type="checkbox"/> Yes <input checked="" type="checkbox"/> No		
b	If "Yes," did it have excess business holdings in 2010 as a result of (1) any purchase by the foundation or disqualified persons after May 26, 1969; (2) the lapse of the 5-year period (or longer period approved by the Commissioner under section 4943(c)(7)) to dispose of holdings acquired by gift or bequest; or (3) the lapse of the 10-, 15-, or 20-year first phase holding period? (Use Schedule C, Form 4720, to determine if the foundation had excess business holdings in 2010.) <u>N/A</u>	3b	
4a	Did the foundation invest during the year any amount in a manner that would jeopardize its charitable purposes?	4a	X
b	Did the foundation make any investment in a prior year (but after December 31, 1969) that could jeopardize its charitable purpose that had not been removed from jeopardy before the first day of the tax year beginning in 2010?	4b	X

Part VII-B Statements Regarding Activities for Which Form 4720 May Be Required (continued)

5a During the year did the foundation pay or incur any amount to:

(1) Carry on propaganda, or otherwise attempt to influence legislation (section 4945(e))? Yes No

(2) Influence the outcome of any specific public election (see section 4955); or to carry on, directly or indirectly, any voter registration drive? Yes No

(3) Provide a grant to an individual for travel, study, or other similar purposes? Yes No

(4) Provide a grant to an organization other than a charitable, etc., organization described in section 509(a)(1), (2), or (3), or section 4940(d)(2)? Yes No

(5) Provide for any purpose other than religious, charitable, scientific, literary, or educational purposes, or for the prevention of cruelty to children or animals? Yes No

b If any answer is "Yes" to 5a(1)-(5), did any of the transactions fail to qualify under the exceptions described in Regulations section 53.4945 or in a current notice regarding disaster assistance (see instructions)? Yes No
 Organizations relying on a current notice regarding disaster assistance check here N/A

c If the answer is "Yes" to question 5a(4), does the foundation claim exemption from the tax because it maintained expenditure responsibility for the grant? Yes No
 If "Yes," attach the statement required by Regulations section 53.4945-5(d). N/A

6a Did the foundation, during the year, receive any funds, directly or indirectly, to pay premiums on a personal benefit contract? Yes No

b Did the foundation, during the year, pay premiums, directly or indirectly, on a personal benefit contract? Yes No
 If "Yes" to 6b, file Form 8870.

7a At any time during the tax year, was the foundation a party to a prohibited tax shelter transaction? Yes No

b If "Yes," did the foundation receive any proceeds or have any net income attributable to the transaction? Yes No

Part VIII Information About Officers, Directors, Trustees, Foundation Managers, Highly Paid Employees, and Contractors

1 List all officers, directors, trustees, foundation managers and their compensation.

(a) Name and address	(b) Title, and average hours per week devoted to position	(c) Compensation (If not paid, enter -0-)	(d) Contributions to employee benefit plans and deferred compensation	(e) Expense account, other allowances
PNC BANK, NA 620 LIBERTY AVENUE PITTSBURGH, PA 15222	TRUSTEE 7.00	34,326.	0.	0.

2 Compensation of five highest-paid employees (other than those included on line 1). If none, enter "NONE."

(a) Name and address of each employee paid more than \$50,000	(b) Title, and average hours per week devoted to position	(c) Compensation	(d) Contributions to employee benefit plans and deferred compensation	(e) Expense account, other allowances
NONE				

Total number of other employees paid over \$50,000 0

Part VIII Information About Officers, Directors, Trustees, Foundation Managers, Highly Paid Employees, and Contractors (continued)

3 Five highest-paid independent contractors for professional services. If none, enter "NONE."

(a) Name and address of each person paid more than \$50,000	(b) Type of service	(c) Compensation
NONE		

Total number of others receiving over \$50,000 for professional services ▶ 0

Part IX-A Summary of Direct Charitable Activities

List the foundation's four largest direct charitable activities during the tax year. Include relevant statistical information such as the number of organizations and other beneficiaries served, conferences convened, research papers produced, etc.	Expenses
1 N/A	
	0.
2	
3	
4	

Part IX-B Summary of Program-Related Investments

Describe the two largest program-related investments made by the foundation during the tax year on lines 1 and 2.	Amount
1 N/A	
	0.
2	
All other program-related investments. See instructions.	
3 N/A	0.
Total. Add lines 1 through 3 ▶	0.

Part X Minimum Investment Return (All domestic foundations must complete this part. Foreign foundations, see instructions.)

1	Fair market value of assets not used (or held for use) directly in carrying out charitable, etc., purposes:		
a	Average monthly fair market value of securities	1a	19,461,531.
b	Average of monthly cash balances	1b	
c	Fair market value of all other assets	1c	
d	Total (add lines 1a, b, and c)	1d	19,461,531.
e	Reduction claimed for blockage or other factors reported on lines 1a and 1c (attach detailed explanation)	1e	0.
2	Acquisition indebtedness applicable to line 1 assets	2	0.
3	Subtract line 2 from line 1d	3	19,461,531.
4	Cash deemed held for charitable activities. Enter 1 1/2% of line 3 (for greater amount, see instructions)	4	291,923.
5	Net value of noncharitable-use assets. Subtract line 4 from line 3. Enter here and on Part V, line 4	5	19,169,608.
6	Minimum investment return. Enter 5% of line 5	6	958,480.

Part XI Distributable Amount (see instructions) (Section 4942(j)(3) and (j)(5) private operating foundations and certain foreign organizations check here and do not complete this part.)

1	Minimum investment return from Part X, line 6	1	958,480.
2a	Tax on investment income for 2010 from Part VI, line 5	2a	18,920.
2b	Income tax for 2010. (This does not include the tax from Part VI.)	2b	
c	Add lines 2a and 2b	2c	18,920.
3	Distributable amount before adjustments. Subtract line 2c from line 1	3	939,560.
4	Recoveries of amounts treated as qualifying distributions	4	0.
5	Add lines 3 and 4	5	939,560.
6	Deduction from distributable amount (see instructions)	6	0.
7	Distributable amount as adjusted. Subtract line 6 from line 5. Enter here and on Part XIII, line 1	7	939,560.

Part XII Qualifying Distributions (see instructions)

1	Amounts paid (including administrative expenses) to accomplish charitable, etc., purposes:		
a	Expenses, contributions, gifts, etc. - total from Part I, column (d), line 26	1a	526,651.
b	Program-related investments - total from Part IX-B	1b	0.
2	Amounts paid to acquire assets used (or held for use) directly in carrying out charitable, etc., purposes	2	
3	Amounts set aside for specific charitable projects that satisfy the:		
a	Suitability test (prior IRS approval required)	3a	
b	Cash distribution test (attach the required schedule)	3b	
4	Qualifying distributions. Add lines 1a through 3b. Enter here and on Part V, line 8, and Part XIII, line 4	4	526,651.
5	Foundations that qualify under section 4940(e) for the reduced rate of tax on net investment income. Enter 1% of Part I, line 27b	5	0.
6	Adjusted qualifying distributions. Subtract line 5 from line 4	6	526,651.

Note. The amount on line 6 will be used in Part V, column (b), in subsequent years when calculating whether the foundation qualifies for the section 4940(e) reduction of tax in those years.

Part XIII Undistributed Income (see instructions)

	(a) Corpus	(b) Years prior to 2009	(c) 2009	(d) 2010
1 Distributable amount for 2010 from Part XI, line 7				939,560.
2 Undistributed income, if any, as of the end of 2010				
a Enter amount for 2009 only			0.	
b Total for prior years:		0.		
3 Excess distributions carryover, if any, to 2010:				
a From 2005				
b From 2006				
c From 2007				
d From 2008				
e From 2009				
f Total of lines 3a through e	0.			
4 Qualifying distributions for 2010 from Part XII, line 4: ▶ \$ 526,651.				
a Applied to 2009, but not more than line 2a			0.	
b Applied to undistributed income of prior years (Election required - see instructions)		0.		
c Treated as distributions out of corpus (Election required - see instructions)	0.			
d Applied to 2010 distributable amount				526,651.
e Remaining amount distributed out of corpus	0.			
5 Excess distributions carryover applied to 2010 (If an amount appears in column (d), the same amount must be shown in column (a).)	0.			0.
6 Enter the net total of each column as indicated below:				
a Corpus Add lines 3f, 4c, and 4e Subtract line 5	0.			
b Prior years' undistributed income. Subtract line 4b from line 2b		0.		
c Enter the amount of prior years' undistributed income for which a notice of deficiency has been issued, or on which the section 4942(a) tax has been previously assessed		0.		
d Subtract line 6c from line 6b. Taxable amount - see instructions		0.		
e Undistributed income for 2009. Subtract line 4a from line 2a. Taxable amount - see instr.			0.	
f Undistributed income for 2010. Subtract lines 4d and 5 from line 1. This amount must be distributed in 2011				412,909.
7 Amounts treated as distributions out of corpus to satisfy requirements imposed by section 170(b)(1)(F) or 4942(g)(3)	0.			
8 Excess distributions carryover from 2005 not applied on line 5 or line 7	0.			
9 Excess distributions carryover to 2011. Subtract lines 7 and 8 from line 6a	0.			
10 Analysis of line 9:				
a Excess from 2006				
b Excess from 2007				
c Excess from 2008				
d Excess from 2009				
e Excess from 2010				

Part XIV Private Operating Foundations (see instructions and Part VII-A, question 9)

N/A

- 1 a If the foundation has received a ruling or determination letter that it is a private operating foundation, and the ruling is effective for 2010, enter the date of the ruling ▶
- b Check box to indicate whether the foundation is a private operating foundation described in section 4942(j)(3) or 4942(j)(5)

	Tax year				(e) Total
	(a) 2010	(b) 2009	(c) 2008	(d) 2007	
2 a Enter the lesser of the adjusted net income from Part I or the minimum investment return from Part X for each year listed					
b 85% of line 2a					
c Qualifying distributions from Part XII, line 4 for each year listed					
d Amounts included in line 2c not used directly for active conduct of exempt activities					
e Qualifying distributions made directly for active conduct of exempt activities. Subtract line 2d from line 2c					
3 Complete 3a, b, or c for the alternative test relied upon:					
a "Assets" alternative test - enter:					
(1) Value of all assets					
(2) Value of assets qualifying under section 4942(j)(3)(B)(i)					
b "Endowment" alternative test - enter 2/3 of minimum investment return shown in Part X, line 6 for each year listed					
c "Support" alternative test - enter:					
(1) Total support other than gross investment income (interest, dividends, rents, payments on securities loans (section 512(a)(5)), or royalties)					
(2) Support from general public and 5 or more exempt organizations as provided in section 4942(j)(3)(B)(iii)					
(3) Largest amount of support from an exempt organization					
(4) Gross investment income					

Part XV Supplementary Information (Complete this part only if the foundation had \$5,000 or more in assets at any time during the year-see the instructions.)

- 1 **Information Regarding Foundation Managers:**
- a List any managers of the foundation who have contributed more than 2% of the total contributions received by the foundation before the close of any tax year (but only if they have contributed more than \$5,000). (See section 507(d)(2).)
- NONE**

- b List any managers of the foundation who own 10% or more of the stock of a corporation (or an equally large portion of the ownership of a partnership or other entity) of which the foundation has a 10% or greater interest.
- NONE**

- 2 **Information Regarding Contribution, Grant, Gift, Loan, Scholarship, etc., Programs:**
- Check here if the foundation only makes contributions to preselected charitable organizations and does not accept unsolicited requests for funds. If the foundation makes gifts, grants, etc. (see instructions) to individuals or organizations under other conditions, complete items 2a, b, c, and d.

- a The name, address, and telephone number of the person to whom applications should be addressed:
-
- b The form in which applications should be submitted and information and materials they should include:
-
- c Any submission deadlines:
-
- d Any restrictions or limitations on awards, such as by geographical areas, charitable fields, kinds of institutions, or other factors:

Part XV Supplementary Information (continued)

3 Grants and Contributions Paid During the Year or Approved for Future Payment				
Recipient	If recipient is an individual, show any relationship to any foundation manager or substantial contributor	Foundation status of recipient	Purpose of grant or contribution	Amount
Name and address (home or business)				
a Paid during the year				
SEE STATEMENT 12				
Total			▶ 3a	524,235.
b Approved for future payment				
NONE				
Total			▶ 3b	0.

FORM 990-PF GAIN OR (LOSS) FROM SALE OF ASSETS STATEMENT 1

(A) DESCRIPTION OF PROPERTY			MANNER ACQUIRED	DATE ACQUIRED	DATE SOLD
LONG TERM CAPITAL GAIN DIVIDENDS			PURCHASED		
	(B) GROSS SALES PRICE	(C) COST OR OTHER BASIS	(D) EXPENSE OF SALE	(E) DEPREC.	(F) GAIN OR LOSS
	8,576.	0.	0.	0.	8,576.

(A) DESCRIPTION OF PROPERTY			MANNER ACQUIRED	DATE ACQUIRED	DATE SOLD
SHORT TERM CAPITAL GAIN DIVIDENDS			PURCHASED		
	(B) GROSS SALES PRICE	(C) COST OR OTHER BASIS	(D) EXPENSE OF SALE	(E) DEPREC.	(F) GAIN OR LOSS
	6,655.	0.	0.	0.	6,655.

(A) DESCRIPTION OF PROPERTY			MANNER ACQUIRED	DATE ACQUIRED	DATE SOLD
SALES OF PUBLICLY TRADED SECURITIES			PURCHASED		
	(B) GROSS SALES PRICE	(C) COST OR OTHER BASIS	(D) EXPENSE OF SALE	(E) DEPREC.	(F) GAIN OR LOSS
	15,304,075.	14,855,910.	0.	0.	448,165.

CAPITAL GAINS DIVIDENDS FROM PART IV					0.
TOTAL TO FORM 990-PF, PART I, LINE 6A					463,396.

FORM 990-PF INTEREST ON SAVINGS AND TEMPORARY CASH INVESTMENTS STATEMENT 2

SOURCE	AMOUNT
OTHER INTEREST	276,999.
U S GOVERNMENT INTEREST	63,382.
TOTAL TO FORM 990-PF, PART I, LINE 3, COLUMN A	340,381.

FORM 990-PF DIVIDENDS AND INTEREST FROM SECURITIES STATEMENT 3

SOURCE	GROSS AMOUNT	CAPITAL GAINS DIVIDENDS	COLUMN (A) AMOUNT
TRUST INVESTMENT INCOME	235,829.	0.	235,829.
TOTAL TO FM 990-PF, PART I, LN 4	235,829.	0.	235,829.

FORM 990-PF OTHER INCOME STATEMENT 4

DESCRIPTION	(A) REVENUE PER BOOKS	(B) NET INVEST- MENT INCOME	(C) ADJUSTED NET INCOME
PARTNERSHIP INCOME	3,012.	3,012.	
RETURN OF CAPITAL	237.	0.	
CROSS ACTION PROCEEDS	10,235.	0.	
REFUND OF LEGAL FEES	129.	0.	
TOTAL TO FORM 990-PF, PART I, LINE 11	13,613.	3,012.	

FORM 990-PF ACCOUNTING FEES STATEMENT 5

DESCRIPTION	(A) EXPENSES PER BOOKS	(B) NET INVEST- MENT INCOME	(C) ADJUSTED NET INCOME	(D) CHARITABLE PURPOSES
TAX PREPARATION FEE	700.	0.		700.
TO FORM 990-PF, PG 1, LN 16B	700.	0.		700.

FORM 990-PF	TAXES			STATEMENT 6
DESCRIPTION	(A) EXPENSES PER BOOKS	(B) NET INVEST- MENT INCOME	(C) ADJUSTED NET INCOME	(D) CHARITABLE PURPOSES
FOREIGN TAXES WITHHELD	594.	594.		0.
TO FORM 990-PF, PG 1, LN 18	594.	594.		0.

FORM 990-PF	OTHER EXPENSES			STATEMENT 7
DESCRIPTION	(A) EXPENSES PER BOOKS	(B) NET INVEST- MENT INCOME	(C) ADJUSTED NET INCOME	(D) CHARITABLE PURPOSES
ACCRUED INTEREST PAID	26,070.	0.		0.
ACCRUED INTEREST PAID	21,453.	0.		0.
TO FORM 990-PF, PG 1, LN 23	47,523.	0.		0.

FORM 990-PF	OTHER DECREASES IN NET ASSETS OR FUND BALANCES	STATEMENT 8
DESCRIPTION		AMOUNT
RETURN OF CAPITAL CARRYING VALUE ADJUSTMENT		237.
TOTAL TO FORM 990-PF, PART III, LINE 5		237.

FORM 990-PF	CORPORATE STOCK		STATEMENT 9
DESCRIPTION	BOOK VALUE	FAIR MARKET VALUE	
COMMON STOCK	7,736,243.	9,403,114.	
TOTAL TO FORM 990-PF, PART II, LINE 10B	7,736,243.	9,403,114.	

FORM 990-PF

GRANTS AND CONTRIBUTIONS
PAID DURING THE YEAR

STATEMENT 12

RECIPIENT NAME AND ADDRESS	RECIPIENT RELATIONSHIP AND PURPOSE OF GRANT	RECIPIENT STATUS	AMOUNT
AMERICAN LUNG ASSOCIATION 14 WALL STREET, SUITE 8C NEW YORK, NY 10005	NONE GENERAL FINANCIAL SUPPORT	PUBLIC CHARITY	2,622.
MERITUS MEDICAL CENTER 11116 MEDICAL CAMPUS ROAD HAGERSTOWN, MD 21742	NONE GENERAL FINANCIAL SUPPORT	HOSPITAL	26,218.
WASHINGTON COUNTY MUSIC OF FINE ARTS P O BOX 423 HAGERSTOWN, MD 21741	NONE GENERAL FINANCIAL SUPPORT	SCHOOL	7,865.
KENNEDY KRIEGER CHILDRENS HOSPITAL 2931 EAST BIGGLE STREET BALTIMORE, MD 21213	NONE GENERAL FINANCIAL SUPPORT	HOSPITAL	2,578.
STELLA MARIS INCORPORATED 2300 DULANEY VALLEY ROAD TIMONIUM, MD 21093	NONE GENERAL FINANCIAL SUPPORT	HOSPICE CARE	13,109.
TRUSTEES OF THE ENDOWMENT FUND 650 W BALTIMORE ST, STE 190 BALTIMORE, MD 21201	NONE GENERAL FINANCIAL SUPPORT	PUBLIC CHARITY	15,731.
AMERICAN CANCER SOCIETY PO BOX 720366 OKLAHOMA CITY, OK 73172	NONE GENERAL FINANCIAL SUPPORT	PUBLIC CHARITY	2,622.
LOYOLA UNIVERSITY MARYLAND INC 4501 NORTH CHARLES STREET BALTIMORE, MD 21210	NONE GENERAL FINANCIAL SUPPORT	UNIVERSITY	10,487.

ASSOCIATION OF KNIGHTS AND LADIES OF THE EQUESTRIAN ORDER 1011 FIRST AVENUE, ROOM 1500 NEW YORK, NY 10022	NONE GENERAL FINANCIAL SUPPORT	RELIGIOUS ORGANIZATI	5,244.
ASSOCIATION OF MASTER KNIGHTS 1011 FIRST AVENUE, ROOM 1500 NEW YORK, NY 10022	NONE GENERAL FINANCIAL SUPPORT	RELIGIOUS ORGANIZATI	5,244.
LITTLE SISTERS OF THE POOR BALTIMORE INC. 601 MAIDEN CHOICE LANE BALTIMORE, MD 21228	NONE GENERAL FINANCIAL SUPPORT	PUBLIC CHARITY	10,487.
HEART ASSOCIATION OF MARYLAND PO BOX 22249 ST PETERSBURG, FL 33742	NONE GENERAL FINANCIAL SUPPORT	PUBLIC CHARITY	2,622.
NATIONAL SOCIETY TO PREVENT BLINDNESS AMERICA 211 W WACKER DR, STE 1700 CHICAGO, IL 60606	NONE GENERAL FINANCIAL SUPPORT	PUBLIC CHARITY	10,487.
BOY SCOUTS OF AMERICA 18600 CRESTWOOD DRIVE HAGERSTOWN, MD 21742	NONE GENERAL FINANCIAL SUPPORT	PUBLIC ORGANIZATI	2,622.
BOYS AND GIRLS CLUB OF AMERICA 1275 PEACHTREE STREET NE ATLANTA, GA 30309	NONE GENERAL FINANCIAL SUPPORT	PUBLIC ORGANIZATI	2,622.
DOMINICAN SISTERS OF THE PERPETUAL ROSARY INC 217 NORTH 68TH STREET MILWAUKEE, WI 53213	NONE GENERAL FINANCIAL SUPPORT	PUBLIC CHARITY	5,157.
GIRL SCOUTS USA 420 FIFTH AVENUE, 11TH FLOOR NEW YORK, NY 10018	NONE GENERAL FINANCIAL SUPPORT	PUBLIC ORGANIZATI	2,622.
HAGERSTOWN GIRLS CLUB 626 WASHINGTON AVENUE HAGERSTOWN, MD 21740	NONE GENERAL FINANCIAL SUPPORT	PUBLIC ORGANIZATI	2,622.

LOYOLA RETREAT HOUSE 9270 LOYOLA RETREAT ROAD FAULKNER, MD 20632	NONE GENERAL FINANCIAL SUPPORT	PUBLIC CHARITY	10,487.
MARCH OF DIMES 1275 MAMARONECK AVENUE WHITE PLAINS, NY 10605	NONE GENERAL FINANCIAL SUPPORT	PUBLIC CHARITY	2,622.
SALVATION ARMY OF WASHINGTON COUNTY PO BOX 747 HAGERSTOWN, MD 21741	NONE GENERAL FINANCIAL SUPPORT	CHURCH	5,244.
PASTOR ST ANN'S HAGERSTOWN ROMAN CATHOLIC CONGREGATION 1525 OAK HILL AVENUE HAGERSTOWN, MD 21742	NONE GENERAL FINANCIAL SUPPORT	CHURCH	2,622.
UNIVERSITY OF NOTRE DAME 1100 GRACE HALL SOUTH BEND, IN 46556	NONE GENERAL FINANCIAL SUPPORT	UNIVERSITY	10,487.
WASHINGTON COUNTY FREE LIBRARY 100 S POTOMAC STREET HAGERSTOWN, MD 21740	NONE GENERAL FINANCIAL SUPPORT	LIBRARY	5,244.
SERVANTS OF RELIEF FOR INCURABLE CANCER 1315 W HUNTING PARK AVE PHILADELPHIA, PA 19140	NONE GENERAL FINANCIAL SUPPORT	PUBLIC CHARITY	5,244.
ST MARYS HAGERSTOWN ROMAN CATHOLIC CONGREGATION INC 224 WEST WASHINGTON STREET HAGERSTOWN, MD 21740	NONE GENERAL FINANCIAL SUPPORT	CHURCH	1,311.
ST VINCENT DE PAUL SOCIETY 2305 N CHARLES ST, STE 300 BALTIMORE, MD 21218	NONE GENERAL FINANCIAL SUPPORT	PUBLIC CHARITY	5,244.
NATIONAL SHRINE OF THE IMMACULATE CONCEPTION 400 MICHIGAN AVENUE NE WASHINGTON, DC 20017	NONE GENERAL FINANCIAL SUPPORT	CHURCH	10,487.

MOUNT SAINT MARY'S UNIVERSITY 16300 OLD EMMITSBURG ROAD EMMITSBURG, MD 21727	NONE GENERAL FINANCIAL SUPPORT	UNIVERSITY	10,487.
LITTLE SISTERS OF THE POOR WASHINGTON DC 4200 HAREWOOD ROAD NE WASHINGTON, DC 20017	NONE GENERAL FINANCIAL SUPPORT	PUBLIC CHARITY	10,487.
MERCY MEDICAL CENTER INC 301 ST PAUL PLACE BALTIMORE, MD 21202	NONE GENERAL FINANCIAL SUPPORT	HOSPITAL	10,487.
UNITED WAY FUND OF WASHINGTON COUNTY 33 WEST FRANKLIN STREET #203 HARRYSTOWN, MD 21740	NONE GENERAL FINANCIAL SUPPORT	PUBLIC CHARITY	5,244.
HOME AND FOREIGN MISSION SOCIETY 320 CATHEDRAL STREET BALTIMORE, MD 21201	NONE GENERAL FINANCIAL SUPPORT	PUBLIC CHARITY	15,731.
THE CATHEDRAL FOUNDATION INC 880 PARK AVENUE BALTIMORE, MD 21201	NONE GENERAL FINANCIAL SUPPORT	PUBLIC CHARITY	5,244.
LEAGUE/LITTLE FLOWER/COUNTRY SCHOOLS OF THE ARCHDIOCESE OF BALTIMORE - 320 CATHEDRAL STREET BALTIMORE, MD 21201	NONE GENERAL FINANCIAL SUPPORT	SCHOOL	15,731.
CATHOLIC UNIVERSITY OF AMERICAN LIFE CYCLE INSTITUTE, ROOM 116 WASHINGTON, DC 20064	NONE GENERAL FINANCIAL SUPPORT	UNIVERSITY	18,353.
SCHOOL SISTERS OF NOTRE DAME 6401 NORTH CHARLES STREET BALTIMORE, MD 21212	NONE GENERAL FINANCIAL SUPPORT	UNIVERSITY	10,487.
ROMAN CATHOLIC ARCHBISHOP OF BALTIMORE 320 CATHEDRAL STREET BALTIMORE, MD 21201	NONE GENERAL FINANCIAL SUPPORT	CHURCH	26,218.

ROMAN CATHOLIC ARCHBISHOP OF BALTIMORE 320 CATHEDRAL STREET BALTIMORE, MD 21201	NONE GENERAL FINANCIAL SUPPORT	CHURCH	5,244.
ROMAN CATHOLIC ARCHBISHOP OF BALTIMORE 320 CATHEDRAL STREET BALTIMORE, MD 21201	NONE GENERAL FINANCIAL SUPPORT	CHURCH	117,982.
ROMAN CATHOLIC ARCHBISHOP OF BALTIMORE 320 CATHEDRAL STREET BALTIMORE, MD 21201	NONE GENERAL FINANCIAL SUPPORT	CHURCH	26,218.
ROMAN CATHOLIC ARCHBISHOP OF BALTIMORE 320 CATHEDRAL STREET BALTIMORE, MD 21201	NONE GENERAL FINANCIAL SUPPORT	CHURCH	10,487.
UNIVERSITY OF NOTRE DAME 1100 GRACE HALL SOUTH BEND, IN 46556	NONE GENERAL FINANCIAL SUPPORT	UNIVERSITY	10,487.
CATHOLIC UNIVERSITY OF AMERICA LIFE CYCLE INSTITUTE, ROOM 116 WASHINGTON, DC 20064	NONE GENERAL FINANCIAL SUPPORT	UNIVERSITY	18,353.
MOUNT SAINT MARY'S UNIVERSITY 16300 OLD EMMITSBURG ROAD EMMITSBURG, MD 21727	NONE GENERAL FINANCIAL SUPPORT	UNIVERSITY	10,487.
MOUNT SAINT MARY'S UNIVERSITY 16300 OLD EMMITSBURG ROAD EMMITSBURG, MD 21727	NONE GENERAL FINANCIAL SUPPORT	UNIVERSITY	5,244.
ST MARYS HAGERSTOWN ROMAN CATHOLIC CONGREGATION INC 224 WEST WASHINGTON STREET HAGERSTOWN, MD 21740	NONE GENERAL FINANCIAL SUPPORT	CHURCH	1,311.
TOTAL TO FORM 990-PF, PART XV, LINE 3A			524,235.

SUMMARY OF INVESTMENTS

AS OF 12/31/10

ACCOUNT
21-46-501-5878319

THOMAS W PANGBORN RESIDUE CONS

PAGE 1

	CARRYING VALUE	TAX COST	MARKET VALUE	% OF MARKET	ESTIMATED INCOME	YIELD AT MARKET
PRINCIPAL CASH						
CASH EQUIVALENTS	334,006.82 ✓	334,006.82	334,006.82	1.625	167.00	.050
FIXED INCOME BONDS	6,673,264.26 ✓	6,674,080.81	6,867,800.32	33.420	238,190.31	3.468
EQUITIES						
COMMON STOCK	7,736,243.22 ✓	7,757,215.00	9,403,114.18	45.757	224,091.23	2.383
MUTUAL FUNDS -- EQUITY	3,441,904.30 ✓	3,572,123.24	3,822,581.10	18.601	65,306.79	1.708
LIMITED PARTNERSHIPS	103,919.91 ✓	103,919.91	122,749.50	.597	6,962.00	5.672
TOTAL EQUITIES	11,282,067.43	11,433,258.15	13,348,444.78	64.955	296,360.02	2.220
TOTAL PRINCIPAL ASSETS	18,289,338.51	18,441,345.78	20,550,251.92	100.000	534,717.33	2.602
CASH EQUIVALENTS	323,449.27 ✓	323,449.27	323,449.27	97.919	161.73	.050
EQUITIES	6,654.70 ✓	6,654.70	6,872.86	2.081	259.11	3.770
MUTUAL FUNDS -- EQUITY						
ACCOUNT TOTAL	18,619,442.48	18,771,449.75	20,880,574.05		535,138.17	2.563

Part II, Balance Sheets



STATEMENT OF INVESTMENTS

AS OF 12/31/10

ACCOUNT 21-46-501-5878319
 THOMAS W PANGBORN RESIDUE CONS

PAR VALUE /SHARES	INVESTMENT DESCRIPTION	CARRYING VALUE	TAX COST	MARKET VALUE	% OF MARKET	ESTIMATED INCOME	YIELD AT MARKET	MARKET UNIT PRICE
CASH EQUIVALENTS								
69,874.790	PNC ADVANTAGE INSTITUTIONAL MONEY MARKET # 133 A ACCOUNT 21-46-885-5878319	69,874.79	69,874.79	69,874.79	.335	34.94	.050	1.000
29,559.360	PNC ADVANTAGE INSTITUTIONAL MONEY MARKET # 133 A (INCOME INVESTMENT) ACCOUNT 21-46-885-5878319	29,559.36	29,559.36	29,559.36	.142	14.78	.050	1.000
168,086.250	PNC ADVANTAGE INSTITUTIONAL MONEY MARKET # 133 A ACCOUNT 21-46-573-5878319	168,086.25	168,086.25	168,086.25	.805	84.04	.050	1.000
6,053.080	PNC ADVANTAGE INSTITUTIONAL MONEY MARKET # 133 A (INCOME INVESTMENT) ACCOUNT 21-46-573-5878319	6,053.08	6,053.08	6,053.08	.029	3.03	.050	1.000
287,836.850	PNC ADVANTAGE INSTITUTIONAL MONEY MARKET # 133 A (INCOME INVESTMENT) ACCOUNT 21-46-001-5878319	287,836.83	287,836.83	287,836.83	1.378	143.92	.050	1.000
96,045.780	PNC ADVANTAGE INSTITUTIONAL MONEY MARKET # 133 A ACCOUNT 21-46-001-5878319	96,045.78	96,045.78	96,045.78	.460	48.02	.050	1.000
	TOTAL CASH EQUIVALENTS	<u>657,456.09</u>	<u>657,456.09</u>	<u>657,456.09</u>	<u>3.149</u>	<u>328.73</u>	<u>.050</u>	
	U.S. GOVERNMENT BONDS & NOTES							



STATEMENT OF INVESTMENTS

AS OF 12/31/10

ACCOUNT 21-46-501-5878319 THOMAS W PANGBORN RESIDUE CONS

PAR VALUE /SHARES	INVESTMENT DESCRIPTION	CARRYING VALUE	TAX COST	MARKET VALUE	% OF MARKET	ESTIMATED INCOME	YIELD AT MARKET	MARKET UNIT PRICE
360,000.000	USA TREASURY NOTES 01.000% DUE 07/31/2011 ACCOUNT 21-46-573-5878319	362,235.92	362,235.92	361,573.20	1.732	3,600.00	.996	100.437
500,000.000	USA TREASURY NOTES 01.375% DUE 01/15/2013 ACCOUNT 21-46-573-5878319	502,046.47	502,757.63	507,655.00	2.431	6,875.00	1.354	101.531
140,000.000	US TREASURY NOTES 04.250 % DUE 08/15/2013 ACCOUNT 21-46-573-5878319	152,375.78	152,375.78	152,425.00	.730	5,950.00	3.904	108.875
220,000.000	USA TREASURY NOTE 02.375% DUE 08/31/2014 ACCOUNT 21-46-573-5878319	229,685.05	229,666.41	227,939.80	1.092	5,225.00	2.292	103.609
620,000.000	USA TREASURY NOTES 01.250% DUE 10/31/2015 ACCOUNT 21-46-573-5878319	602,804.67	602,804.67	600,135.20	2.874	7,750.00	1.291	96.796
	TOTAL U.S. GOVERNMENT BONDS & NOTES	1,849,147.89	1,849,840.41	1,849,728.20	6.859	29,400.00	1.589	
	U.S. GOVERNMENT AGENCIES							
100,000.000	SUNTRUST BANK FDIC GUARANTEED 03.000% DUE 11/16/2011 ACCOUNT 21-46-573-5878319	103,105.00	103,105.00	102,281.00	.490	3,000.00	2.933	102.281
25,000.000	FEDERAL NATL MTG ASSN NTS CALL 03/23/11 @ 100 02.375% DUE 03/23/2012 ACCOUNT 21-46-573-5878319	25,372.50	25,372.50	25,119.25	.120	593.75	2.364	100.477



STATEMENT OF INVESTMENTS

AS OF 12/31/10

PAGE 4

ACCOUNT 21-46-501-5878319 THOMAS W PANGBORN RESIDUE CONS

PAR VALUE /SHARES	INVESTMENT DESCRIPTION	CARRYING VALUE	TAX COST	MARKET VALUE	% OF MARKET	ESTIMATED INCOME	YIELD AT MARKET	MARKET UNIT PRICE
25,000.000	GOLDMAN SACHS GROUP INC FDIC GUARANTEED 03.250% DUE 06/15/2012 ACCOUNT 21-46-573-5878319	24,903.00	24,903.00	25,960.75	.124	812.50	3.130	103.843
20,000.000	JOHN DEERE CAPITAL CORP FDIC GTD 02.875% DUE 06/19/2012 ACCOUNT 21-46-573-5878319	19,953.80	19,953.80	20,671.80	.099	575.00	2.782	103.359
65,000.000	GMAC LLC FDIC GUARANTEED VAR % DUE 12/19/2012 ACCOUNT 21-46-573-5878319	65,169.65	65,169.65	65,012.35	.311	197.44	.304	100.019
46,453.710	FEDERAL HOME LOAN MTG CORP GOLD POOL #G13222 04.500% DUE 06/01/2023 ACCOUNT 21-46-573-5878319	44,552.02	44,552.02	48,769.43	.234	2,090.42	4.286	104.985
45,959.090	FEDERAL NATL MTG ASSN POOL #981644 04.500% DUE 06/01/2023 ACCOUNT 21-46-573-5878319	44,091.98	44,092.00	48,326.90	.231	2,068.16	4.280	105.152
45,589.020	FEDERAL NATL MTG ASSN POOL #964078 05.000% DUE 07/01/2023 ACCOUNT 21-46-573-5878319	44,883.80	44,883.81	48,483.92	.232	2,279.45	4.701	106.350
41,358.180	FEDERAL NATL MTG ASSN POOL #964293 05.000% DUE 07/01/2023 ACCOUNT 21-46-573-5878319	40,692.57	40,692.58	43,984.42	.211	2,067.91	4.701	106.350



STATEMENT OF INVESTMENTS

AS OF 12/31/10

ACCOUNT 21-46-501-5878319
 THOMAS W PANGBORN RESIDUE CONS

PAR VALUE /SHARES	INVESTMENT DESCRIPTION	CARRYING VALUE	TAX COST	MARKET VALUE	% OF MARKET	ESTIMATED INCOME	YIELD AT MARKET	MARKET UNIT PRICE
46,926.570	FEDERAL NATL MTG ASSN POOL #964357 05.000% DUE 07/01/2023 ACCOUNT 21-46-573-5878319	46,171.33	46,171.34	49,906.41	.239	2,346.33	4.701	106.350
44,645.360	FEDERAL NATL MTG ASSN POOL #975616 04.500% DUE 07/01/2023 ACCOUNT 21-46-573-5878319	42,852.56	42,852.57	46,945.49	.225	2,009.04	4.280	105.152
47,715.788	FEDERAL NATL MTG ASSN POOL # AC8938 04.500% DUE 01/01/2025 ACCOUNT 21-46-573-5878319	50,041.93	50,041.93	50,119.23	.240	2,147.21	4.284	105.037
152,136.328	FEDERAL NATL MTG ASSN POOL #888223 05.500% DUE 01/01/2036 ACCOUNT 21-46-573-5878319	160,242.33	160,242.34	163,992.31	.785	8,367.50	5.102	107.793
131,081.290	FEDERAL NATL MTG ASSN POOL # AA9347 05.000% DUE 08/01/2039 ACCOUNT 21-46-573-5878319	135,361.90	135,361.90	138,640.75	.664	6,554.06	4.727	105.767
139,150.542	FEDERAL NATL MTG ASSN POOL #AE6344 04.500% DUE 11/01/2040 ACCOUNT 21-46-573-5878319	143,564.23	143,564.23	143,266.62	.686	6,261.77	4.371	102.958
	TOTAL U.S. GOVERNMENT AGENCIES CORPORATE BONDS	990,958.60	990,958.67	1,021,480.63	4.891	41,370.54	4.050	



STATEMENT OF INVESTMENTS

AS OF 12/31/10

ACCOUNT
21-46-501-5876319

THOMAS W PANGBORN RESIDUE CONS

PAR VALUE /SHARES	INVESTMENT DESCRIPTION	CARRYING VALUE	TAX COST	MARKET VALUE	% OF MARKET	ESTIMATED INCOME	YIELD AT MARKET	MARKET UNIT PRICE
10,000.000	BANK OF AMERICA CORP 05.625% DUE 07/01/2020	9,964.20	9,964.20	10,174.30	.049	562.50	5.529	101.743
25,000.000	BANK OF NOVA SCOTIA ISIN US064149A641 SEDOL B3NY5Y8 03.400% DUE 01/22/2015	24,968.00	24,968.00	25,982.25	.124	850.00	3.271	103.929
55,000.000	UNITED PARCEL SERVICE SR UNSEC 03.875% DUE 04/01/2014	54,877.90	54,877.90	58,666.85	.281	2,131.25	3.633	106.667
25,000.000	WESTPAC BANKING CORP ISIN US961214BK83 SEDOL B3VGY61 04.875% DUE 11/19/2019	24,982.25	24,982.25	26,261.00	.126	1,218.75	4.641	105.044
50,000.000	BOEING CAPITAL CORP BDS 05.800% DUE 01/15/2013	49,845.00	49,845.00	54,483.50	.261	2,900.00	5.323	108.967
25,000.000	JPMORGAN CHASE & CO SR UNSEC 04.400% DUE 07/22/2020	24,890.00	24,890.00	24,639.75	.118	1,100.00	4.464	98.559
35,000.000	KELLOGG CO NTS 04.150% DUE 11/15/2019	34,878.20	34,878.20	35,681.10	.171	1,452.50	4.071	101.946
50,000.000	EXELON GENERATION CO LLC SR NTS 06.200% DUE 10/01/2017	48,754.00	48,754.00	56,162.50	.269	3,100.00	5.520	112.325
20,000.000	NORTHROP GRUMMAN CORP SR UNSEC 05.050% DUE 08/01/2019	19,967.40	19,967.40	21,319.60	.102	1,010.00	4.737	106.598



STATEMENT OF INVESTMENTS

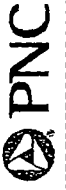
AS OF 12/31/10

ACCOUNT
21-46-501-5878319

THOMAS W PANGBORN RESIDUE CONS

PAGE 7

PAR VALUE /SHARES	INVESTMENT DESCRIPTION	CARRYING VALUE	TAX COST	MARKET VALUE	% OF MARKET	ESTIMATED INCOME	YIELD AT MARKET	MARKET UNIT PRICE
60,000.000	KOHL'S CORP SR UNSEC 06.250% DUE 12/15/2017	47,938.90	47,938.90	69,142.80	.331	3,750.00	5.424	115.238
145,000.000	SEARIVER MARITIME FINL HLDGS INC DEB GTD DEF D INT DUE 09/01/2012	120,334.55	120,334.55	139,375.45	.667			96.121
70,000.000	COCA-COLA CO/THE SR UNSEC VAR % DUE 05/15/2012 ACCOUNT 21-46-573-5878319	70,000.00	70,000.00	70,039.90	.335	234.94	.335	100.057
30,000.000	HSBC HOLDING PLC SUB NTS 05.250% DUE 12/12/2012 ACCOUNT 21-46-573-5878319	32,213.40	32,213.40	31,898.40	.153	1,575.00	4.938	106.328
30,000.000	UNION PACIFIC CORP SR UNSEC 05.450% DUE 01/31/2013 ACCOUNT 21-46-573-5878319	29,000.10	29,000.10	32,341.20	.155	1,635.00	5.055	107.804
30,000.000	CAPITAL ONE BANK NTS 06.500% DUE 06/13/2013 ACCOUNT 21-46-573-5878319	29,681.40	29,681.40	32,773.50	.157	1,950.00	5.950	109.245
40,000.000	NATIONAL RURAL UTIL COOP COLLATERAL TRUST 01.125% DUE 11/01/2013 ACCOUNT 21-46-573-5878319	39,970.00	39,970.00	39,564.80	.189	450.00	1.137	98.912



STATEMENT OF INVESTMENTS

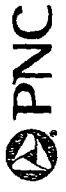
AS OF 12/31/10

PAGE 8

THOMAS W PANGBORN RESIDUE CONS

ACCOUNT
21-46-501-5878319

PAR VALUE /SHARES	INVESTMENT DESCRIPTION	CARRYING VALUE	TAX COST	MARKET VALUE	% OF MARKET	ESTIMATED INCOME	YIELD AT MARKET	MARKET UNIT PRICE
15,000.000	BURLINGTON NORTH SANTA FE SR UNSECURED 07.000% DUE 02/01/2014 ACCOUNT 21-46-573-5878319	14,997.45	14,997.45	17,224.65	.082	1,050.00	6.096	114.831
55,000.000	MORGAN STANLEY SUB NTS 04.750% DUE 04/01/2014 ACCOUNT 21-46-573-5878319	49,466.65	49,466.65	56,305.15	.270	2,612.50	4.640	102.373
40,000.000	EXPORT DEVELOPMENT CANAD ISIN US30216BBS07 SEDOL B406C98 03.125% DUE 04/24/2014 ACCOUNT 21-46-573-5878319	41,025.60	41,025.60	42,432.00	.203	1,250.00	2.946	106.080
15,000.000	CITIGROUP INC NTS 05.125% DUE 05/05/2014 ACCOUNT 21-46-573-5878319	15,123.30	15,123.30	15,934.65	.076	768.75	4.824	106.251
40,000.000	BP CAPITAL MARKETS PKC ISIN US05565QBL14 03.625% DUE 05/08/2014 ACCOUNT 21-46-573-5878319	39,716.75	39,716.75	41,204.80	.197	1,450.00	3.519	103.012
30,000.000	AMERICAN EXPRESS CO SR UNSEC 07.250% DUE 05/20/2014 ACCOUNT 21-46-573-5878319	29,952.60	29,952.60	34,138.80	.163	2,175.00	6.371	113.796
5,000.000	CAPITAL ONE FINANCIAL SR NTS 07.375% DUE 05/23/2014 ACCOUNT 21-46-573-5878319	5,852.95	5,852.95	5,684.70	.027	368.75	6.487	113.694



STATEMENT OF INVESTMENTS

AS OF 12/31/10

ACCOUNT
21-46-501-5878319

THOMAS W PANGBORN RESIDUE CONS

PAGE 9

PAR VALUE /SHARES	INVESTMENT DESCRIPTION	CARRYING VALUE	TAX COST	MARKET VALUE	% OF MARKET	ESTIMATED INCOME	YIELD AT MARKET	MARKET UNIT PRICE
45,000.000	AMPHENOL CORP SR UNSEC 04.750% DUE 11/15/2014 ACCOUNT 21-46-573-5878319	44,915.85	44,915.85	47,940.75	.230	2,137.50	4.459	106.535
40,000.000	CITIGROUP INC SR UNSEC 06.010% DUE 01/15/2015 ACCOUNT 21-46-573-5878319	42,879.95	42,879.95	43,937.20	.210	2,404.00	5.471	109.843
35,000.000	US BANK NA SUB NTS 04.800% DUE 04/15/2015 ACCOUNT 21-46-573-5878319	32,997.40	32,997.40	37,691.15	.181	1,680.00	4.457	107.689
30,000.000	CATERPILLAR FINANCIAL SE NTS 02.750% DUE 06/24/2015 ACCOUNT 21-46-573-5878319	30,000.00	30,000.00	30,422.10	.146	825.00	2.712	101.407
5,000.000	WESTPAC BANKING CORP SR UNSEC ISIN US961214BN23 03.000% DUE 08/04/2015 ACCOUNT 21-46-573-5878319	4,977.00	4,977.00	5,026.40	.024	150.00	2.984	100.528
20,000.000	AON CORP SR NOTES 03.500% DUE 09/30/2015 ACCOUNT 21-46-573-5878319	19,954.95	19,954.95	19,976.40	.096	700.00	3.504	99.882
25,000.000	RABOBANK NEDERLAND COM GTD ISIN US21685WBL00 02.125% DUE 10/13/2015 ACCOUNT 21-46-573-5878319	25,033.00	25,033.00	24,189.75	.116	531.25	2.196	96.759



STATEMENT OF INVESTMENTS

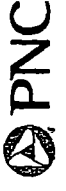
AS OF 12/31/10

PAGE 10

THOMAS W PANGBORN RESIDUE CONS

ACCOUNT 21-46-501-5878319

PAR VALUE /SHARES	INVESTMENT DESCRIPTION	CARRYING VALUE	TAX COST	MARKET VALUE	% OF MARKET	ESTIMATED INCOME	YIELD AT MARKET	MARKET UNIT PRICE
25,000.000	ACE INA HOLDINGS COM GTS 02.600% DUE 11/23/2015 ACCOUNT 21-46-573-5878319	24,976.75	24,976.75	24,508.50	.117	650.00	2.652	98.034
35,000.000	ROYAL BANK OF CANADA ISIN US78008K9S15 NOTES 02.625% DUE 12/15/2015 ACCOUNT 21-46-573-5878319	36,190.35	36,190.35	35,079.10	.168	918.75	2.619	100.226
15,000.000	XEROX CORPORATION SR NTS 06.400% DUE 03/15/2016 ACCOUNT 21-46-573-5878319	16,646.10	16,646.10	17,105.40	.082	960.00	5.612	114.036
5,000.000	BANK OF AMERICA CORP SR NTS 06.500% DUE 08/01/2016 ACCOUNT 21-46-573-5878319	5,276.69	5,400.65	5,429.90	.026	325.00	5.985	108.598
15,000.000	REALTY INCOME CORP SR UNSEC 05.950% DUE 09/15/2016 ACCOUNT 21-46-573-5878319	15,161.40	15,161.40	16,357.50	.078	892.50	5.456	109.050
30,000.000	WACHOVIA CORP SUB NTS 05.625% DUE 10/15/2016 ACCOUNT 21-46-573-5878319	31,576.50	31,576.50	32,674.80	.156	1,687.50	5.165	108.916
30,000.000	KINDER MORGAN ENER PART NOTES 06.000% DUE 02/01/2017 ACCOUNT 21-46-573-5878319	33,442.20	33,442.20	33,141.00	.159	1,800.00	5.431	110.470



STATEMENT OF INVESTMENTS

AS OF 12/31/10

ACCOUNT
21-46-501-5878319

THOMAS W PANGBORN RESIDUE CONS

PAGE 11

PAR VALUE /SHARES	INVESTMENT DESCRIPTION	CARRYING VALUE	TAX COST	MARKET VALUE	% OF MARKET	ESTIMATED INCOME	YIELD AT MARKET	MARKET UNIT PRICE
25,000.000	SIMON PROPERTY GROUP LP NTS 05.875% DUE 03/01/2017 ACCOUNT 21-46-573-5878319	27,883.40	27,883.40	27,637.50	.132	1,468.75	5.314	110.550
20,000.000	NORFOLK SOUTHERN CORP SR NTS 07.700% DUE 05/15/2017 ACCOUNT 21-46-573-5878319	25,183.40	25,183.40	24,463.40	.117	1,540.00	6.295	122.317
60,000.000	JPMORGAN CHASE & CO SUB NT 06.125% DUE 06/27/2017 ACCOUNT 21-46-573-5878319	61,887.00	61,887.00	65,856.60	.315	3,675.00	5.580	109.761
10,000.000	AMB PROPERTY L.P. SR UNSEC 04.500% DUE 08/15/2017 ACCOUNT 21-46-573-5878319	9,892.10	9,892.10	10,006.40	.048	450.00	4.497	100.064
50,000.000	KROGER CO SR NTS 06.400% DUE 06/15/2017 ACCOUNT 21-46-573-5878319	51,384.50	51,384.50	57,258.50	.274	3,200.00	5.589	114.517
15,000.000	HASBRO INC NOTES 06.300% DUE 09/15/2017 ACCOUNT 21-46-573-5878319	16,441.35	16,441.35	16,195.80	.078	945.00	5.835	107.972
55,000.000	DEERE JOHN CAP CORP SR UNSEC 02.800% DUE 09/18/2017 ACCOUNT 21-46-573-5878319	54,899.35	54,899.35	53,392.90	.256	1,540.00	2.884	97.078



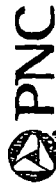
STATEMENT OF INVESTMENTS

AS OF 12/31/10

PAGE 12

ACCOUNT 21-46-501-5678319 THOMAS W PANGBORN RESIDUE CONS

PAR VALUE /SHARES	INVESTMENT DESCRIPTION	CARRYING VALUE	TAX COST	MARKET VALUE	% OF MARKET	ESTIMATED INCOME	YIELD AT MARKET	MARKET UNIT PRICE
20,000.000	BANK OF AMERICA CORP SR UNSEC 05.750% DUE 12/01/2017 ACCOUNT 21-46-573-5878319	21,828.20	21,828.20	20,715.00	.099	1,150.00	5.552	103.575
15,000.000	POTASH CORP SASKATCHEWAN SR UNSEC 03.250% DUE 12/01/2017 ACCOUNT 21-46-573-5878319	14,947.80	14,947.80	14,512.50	.070	487.50	3.359	96.750
30,000.000	WELLS FARGO COMPANY SR UNSEC 05.625% DUE 12/11/2017 ACCOUNT 21-46-573-5878319	33,875.10	33,875.10	33,390.30	.160	1,687.50	5.054	111.301
15,000.000	ANHEUSER BUSH COS INC NOTES 05.500% DUE 01/15/2018 ACCOUNT 21-46-573-5878319	16,520.10	16,520.10	16,474.50	.079	825.00	5.008	109.850
35,000.000	AT&T INC BONDS 05.500% DUE 02/01/2016 ACCOUNT 21-46-573-5878319	36,672.65	36,672.65	38,686.55	.185	1,925.00	4.976	110.533
65,000.000	VERIZON COMMUNICATIONS BONDS 05.500% DUE 02/15/2018 ACCOUNT 21-46-573-5878319	62,413.00	62,413.00	71,665.75	.343	3,575.00	4.988	110.255
65,000.000	BURLINGTON NORTH SANTA F SR UNSECURED 05.750% DUE 03/15/2018 ACCOUNT 21-46-573-5878319	64,107.55	64,107.55	73,093.15	.350	3,737.50	5.113	112.451



STATEMENT OF INVESTMENTS

AS OF 12/31/10

ACCOUNT 21-46-501-5878319 THOMAS W PANGBORN RESIDUE CONS PAGE 13

PAR VALUE /SHARES	INVESTMENT DESCRIPTION	CARRYING VALUE	TAX COST	MARKET VALUE	% OF MARKET	ESTIMATED INCOME	YIELD AT MARKET	MARKET UNIT PRICE
35,000.000	HARTFORD FINL SVCS GRP SR NOTES 06.300% DUE 03/15/2018 ACCOUNT 21-46-573-5878319	34,927.55	34,927.55	36,879.85	.177	2,205.00	5.979	105.371
55,000.000	GOLDMAN SACHS GROUP INC SR NOTES 06.150% DUE 04/01/2018 ACCOUNT 21-46-573-5878319	58,210.35	58,210.35	60,414.75	.289	3,382.50	5.599	109.845
25,000.000	MIDAMERICAN ENERGY HLDGS SR NOTES SERIES WI 05.750% DUE 04/01/2018 ACCOUNT 21-46-573-5878319	26,550.75	26,550.75	28,180.00	.135	1,437.50	5.101	112.720
25,000.000	MERRILL LYNCH & CO NOTES SERIES MTN 06.875% DUE 04/25/2018 ACCOUNT 21-46-573-5878319	27,125.00	27,125.00	27,313.00	.131	1,718.75	6.293	109.252
35,000.000	BERKSHIRE HATHAWAY FINANCE CORP CO GUARNT 05.400% DUE 05/15/2018 ACCOUNT 21-46-573-5878319	38,088.70	38,088.70	38,334.80	.184	1,890.00	4.930	109.528
45,000.000	COMCAST CORP NOTES 05.700% DUE 05/15/2018 ACCOUNT 21-46-573-5878319	48,317.40	48,317.40	49,329.45	.236	2,565.00	5.200	109.621
30,000.000	CONDCOPHILLIPS BONDS 05.200% DUE 05/15/2018 ACCOUNT 21-46-573-5878319	33,597.60	33,597.60	33,205.50	.159	1,560.00	4.698	110.685



STATEMENT OF INVESTMENTS

AS OF 12/31/10
 THOMAS W PANGBORN RESIDUE CONS

ACCOUNT
 21-46-501-5878319

PAGE 14

PAR VALUE /SHARES	INVESTMENT DESCRIPTION	CARRYING VALUE	TAX COST	MARKET VALUE	% OF MARKET	ESTIMATED INCOME	YIELD AT MARKET	MARKET UNIT PRICE
30,000.000	SUNCOR ENERGY INC SEDOL B39T1S3 ISIN US86722TAA07 06.100% DUE 06/01/2018 ACCOUNT 21-46-573-5878319	34,393.50	34,393.50	34,441.80	.165	1,830.00	5.313	114.806
40,000.000	DOMINION RESOURCES INC NOTES 06.400% DUE 06/15/2018 ACCOUNT 21-46-573-5878319	39,962.40	39,962.40	46,580.80	.223	2,560.00	5.496	116.452
30,000.000	JOHNSON & JOHNSON SR NTS 05.150% DUE 07/15/2018 ACCOUNT 21-46-573-5878319	34,846.20	34,846.20	34,062.30	.163	1,545.00	4.536	113.541
15,000.000	CATERPILLAR FIN SERV CRP NOTES SERIE MTN 07.050% DUE 10/01/2018 ACCOUNT 21-46-573-5878319	18,396.00	18,396.00	18,187.35	.087	1,057.50	5.814	121.249
40,000.000	BOTTLING GROUP LLC SR UNSECURED 05.125% DUE 01/15/2019 ACCOUNT 21-46-573-5878319	44,683.35	44,683.35	43,672.40	.209	2,050.00	4.694	109.181
5,000.000	AT&T INC NOTES 05.800% DUE 02/15/2019 ACCOUNT 21-46-573-5878319	5,710.95	5,710.95	5,629.80	.027	290.00	5.151	112.596
20,000.000	GENERAL MILLS INC SR UNSEC 05.650% DUE 02/15/2019 ACCOUNT 21-46-573-5878319	19,982.80	19,982.80	22,254.40	.107	1,130.00	5.078	111.272



STATEMENT OF INVESTMENTS

AS OF 12/31/10

PAGE 15

THOMAS W PANGBORN RESIDUE CONS

ACCOUNT
21-46-501-5878319

PAR VALUE /SHARES	INVESTMENT DESCRIPTION	CARRYING VALUE	TAX COST	MARKET VALUE	% OF MARKET	ESTIMATED INCOME	YIELD AT MARKET	MARKET UNIT PRICE
50,000.000	METLIFE INC GLOBAL 07.717% DUE 02/15/2019 ACCOUNT 21-46-573-5878319	61,065.50	61,065.50	60,873.00	.292	3,858.50	6.339	121.746
20,000.000	PROGRESS ENERGY INC SR UNSEC 07.050% DUE 03/15/2019 ACCOUNT 21-46-573-5878319	24,926.00	24,926.00	23,812.20	.114	1,410.00	5.921	119.061
10,000.000	DOW CHEMICAL CO/THE NTS 08.550% DUE 05/15/2019 ACCOUNT 21-46-573-5878319	12,398.60	12,398.60	12,488.00	.060	855.00	6.847	124.880
15,000.000	EQT CORP NTS 08.125% DUE 06/01/2019 ACCOUNT 21-46-573-5878319	18,169.35	18,169.35	17,469.15	.084	1,218.75	6.977	116.461
30,000.000	AMERIPRISE FINANCIAL INC SR UNSEC 07.300% DUE 06/28/2019 ACCOUNT 21-46-573-5878319	34,502.10	34,502.10	35,663.10	.171	2,190.00	6.141	118.877
35,000.000	SHELL INTERNATIONAL FIN COMP GUAR 04.300% DUE 09/22/2019 ACCOUNT 21-46-573-5878319	34,962.20	34,962.20	36,556.45	.175	1,505.00	4.117	104.447
60,000.000	ONTARIO (PROVINCE OF) ISIN US6832348D38 04.000% DUE 10/07/2019 ACCOUNT 21-46-573-5878319	59,896.80	59,896.80	61,524.00	.295	2,400.00	3.901	102.540



STATEMENT OF INVESTMENTS
AS OF 12/31/10
THOMAS W PANGBORN RESIDUE CONS

ACCOUNT 21-46-501-5878319

PAR VALUE /SHARES	INVESTMENT DESCRIPTION	CARRYING VALUE	TAX COST	MARKET VALUE	% OF MARKET	ESTIMATED INCOME	YIELD AT MARKET	MARKET UNIT PRICE
40,000.000	ZIMMER HOLDINGS INC NTS 04.625% DUE 11/30/2019 ACCOUNT 21-46-573-5878319	39,970.40	39,970.40	40,928.40	.196	1,850.00	4.520	102.321
10,000.000	AMB PROPERTY LP COMP GUAR 06.625% DUE 12/01/2019 ACCOUNT 21-46-573-5878319	9,947.00	9,947.00	10,939.40	.052	662.50	6.056	109.394
10,000.000	XEROX CORPORATION SR UNSEC 05.625% DUE 12/15/2019 ACCOUNT 21-46-573-5878319	9,972.50	9,972.50	10,753.70	.052	562.50	5.231	107.537
70,000.000	GENERAL ELEC CAP CORP SR UNSEC 05.500% DUE 01/08/2020 ACCOUNT 21-46-573-5878319	74,776.10	74,776.10	74,668.30	.358	3,850.00	5.156	106.669
20,000.000	CREDIT SUISSE SUB NOTES ISIN US22546 SEDOL B5PGKF2 05.400% DUE 01/14/2020 ACCOUNT 21-46-573-5878319	19,951.20	19,951.20	20,418.00	.098	1,080.00	5.289	102.090
35,000.000	JOHNSON CONTROLS INC SR NOTES 05.000% DUE 03/30/2020 ACCOUNT 21-46-573-5878319	37,038.05	37,038.05	37,156.70	.178	1,750.00	4.710	106.162
30,000.000	DISCOVERY COMMUNICATIONS CO GUARNT 05.050% DUE 06/01/2020 ACCOUNT 21-46-573-5878319	29,902.50	29,902.50	31,634.70	.152	1,515.00	4.789	105.449



STATEMENT OF INVESTMENTS

AS OF 12/31/10

ACCOUNT
21-46-501-5878319

THOMAS W PANGBORN RESIDUE CONS

PAGE 17

PAR VALUE /SHARES	INVESTMENT DESCRIPTION	CARRYING VALUE	TAX COST	MARKET VALUE	% OF MARKET	ESTIMATED INCOME	YIELD AT MARKET	MARKET UNIT PRICE
20,000.000	PRUDENTIAL FINANCIAL INC SR UNSEC 05.375% DUE 06/21/2020 ACCOUNT 21-46-573-5878319	21,389.60	21,389.60	20,884.80	.100	1,075.00	5.147	104.424
30,000.000	DUKE ENERGY INDIANA INC 1ST MORTGAGE 03.750% DUE 07/15/2020 ACCOUNT 21-46-573-5878319	29,972.40	29,972.40	29,415.60	.141	1,125.00	3.825	98.052
15,000.000	ARCELORMITTAL SEDOL B56P0F8 ISIN US03938LQA77 05.250% DUE 08/05/2020 ACCOUNT 21-46-573-5878319	14,689.05	14,689.05	14,791.05	.071	787.50	5.324	98.607
25,000.000	CORNING INC SR UNSEC 04.250% DUE 08/15/2020 ACCOUNT 21-46-573-5878319	24,965.50	24,965.50	24,731.25	.118	1,062.50	4.296	98.925
45,000.000	SAFEWAY INC SR UNSEC 03.950% DUE 08/15/2020 ACCOUNT 21-46-573-5878319	44,831.25	44,831.25	42,619.50	.204	1,777.50	4.171	94.710
20,000.000	HOME DEPOT INC SR NOTES 03.950% DUE 09/15/2020 ACCOUNT 21-46-573-5878319	20,035.25	20,035.25	19,576.40	.094	790.00	4.035	97.882
20,000.000	WEATHERFORD INTL LTD CO GTD SEDOL B3V9761 05.125% DUE 09/15/2020 ACCOUNT 21-46-573-5878319	20,259.00	20,259.00	19,979.40	.096	1,025.00	5.130	99.89



STATEMENT OF INVESTMENTS

AS OF 12/31/10

ACCOUNT 21-46-501-5878319 THOMAS W PANGBORN RESIDUE CONS

PAR VALUE /SHARES	INVESTMENT DESCRIPTION	CARRYING VALUE	TAX COST	MARKET VALUE	% OF MARKET	ESTIMATED INCOME	YIELD AT MARKET	MARKET UNIT PRICE
25,000.000	AMGEN INC SR UNSEC 03.450% DUE 10/01/2020 ACCOUNT 21-46-573-5878319	24,907.25	24,907.25	23,786.25	.114	862.50	3.626	95.145
20,000.000	AUTOZONE INC SR NTS CALL 8/15/20 @ 100 04.000% DUE 11/15/2020 ACCOUNT 21-46-573-5878319	19,937.25	19,937.25	18,862.40	.090	800.00	4.241	94.312
65,000.000	HEWLETT PACKARD CO SR UNSEC 03.750% DUE 12/01/2020 ACCOUNT 21-46-573-5878319	64,887.55	64,887.55	63,587.55	.305	2,437.50	3.833	97.827
35,000.000	MERCK & CO INC SR UNSEC 03.875% DUE 01/15/2021 ACCOUNT 21-46-573-5878319	34,894.30	34,894.30	34,816.95	.167	1,356.25	3.895	99.477
20,000.000	TIME WARNER INC COM GTD 04.700% DUE 01/15/2021 ACCOUNT 21-46-573-5878319	20,778.50	20,778.50	20,339.40	.097	940.00	4.622	101.697
25,000.000	DIRECTV HOLDINGS/FING COM GTD CALL 11/15/20 @ 100 04.600% DUE 02/15/2021 ACCOUNT 21-46-573-5878319	24,983.50	24,983.50	24,586.75	.118	1,150.00	4.677	98.347
30,000.000	BOSTON PROPERTIES LP SR UNSEC 04.125% DUE 05/15/2021 ACCOUNT 21-46-573-5878319	29,778.00	29,778.00	28,389.30	.136	1,237.50	4.359	94.67



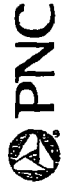
STATEMENT OF INVESTMENTS

AS OF 12/31/10

PAGE 19

ACCOUNT 21-46-501-5878319 THOMAS W PANGBORN RESIDUE CONS

PAR VALUE /SHARES	INVESTMENT DESCRIPTION	CARRYING VALUE	TAX COST	MARKET VALUE	% OF MARKET	ESTIMATED INCOME	YIELD AT MARKET	MARKET UNIT PRICE
	TOTAL CORPORATE BONDS	3,048,943.49	3,049,067.45	3,177,998.35	15.221	141,817.44	4.462	
	MBS,CMO,ASSET BACKED							
12,716.200	MERCEDES BENZ AUTO REC SERIES 2009-1 CLASS A2 00.830% DUE 03/15/2012 ACCOUNT 21-46-573-5878319	12,715.38	12,715.38	12,722.30	.061	105.54	.830	100.048
19,401.840	NISSAN AUTO RECEIVABLES OWNER TR SERIES 2008-B CLASS A3 04.460% DUE 04/16/2012 ACCOUNT 21-46-573-5878319	19,400.63	19,400.63	19,544.25	.094	865.32	4.427	100.734
13,354.540	CNH EQUIPMENT TRUST SERIES 2009-A CLASS A3 05.280% DUE 11/15/2012 ACCOUNT 21-46-573-5878319	13,353.68	13,353.68	13,534.43	.065	705.12	5.210	101.347
36,880.340	HYUNDAI AUTO RECEIVABLES TRUST SERIES 2008-A CLASS A3 04.930% DUE 12/17/2012 ACCOUNT 21-46-573-5878319	36,874.33	36,874.33	37,518.37	.180	1,818.20	4.846	101.730
25,674.030	HONDA AUTO RECEIVABLES OWNER TR SERIES 2009-2 CLASS A3 02.790% DUE 01/15/2013 ACCOUNT 21-46-573-5878319	25,673.19	25,673.19	25,959.78	.124	716.31	2.759	101.113
31,889.330	CARMAX AUTO OWNER TR SERIES 2009-1 CLASS A3 04.120% DUE 03/15/2013 ACCOUNT 21-46-573-5878319	31,886.67	31,886.67	32,463.66	.155	1,313.84	4.047	101.801



STATEMENT OF INVESTMENTS

AS OF 12/31/10

ACCOUNT
21-46-501-5878319

THOMAS W PANGBORN RESIDUE CONS

PAGE 20

PAR VALUE /SHARES	INVESTMENT DESCRIPTION	CARRYING VALUE	TAX COST	MARKET VALUE	% OF MARKET	ESTIMATED INCOME	YIELD AT MARKET	MARKET UNIT PRICE
52,495.320	HONDA AUTO RECEIVABLES OMNER TR SERIES 2009-3 CLASS A3 02.310% DUE 05/15/2013 ACCOUNT 21-46-573-5878319	52,486.42	52,486.42	53,039.70	.254	1,212.64	2.286	101.037
16,965.450	WORLD OMNI AUTO RECEIVABLES TR SERIES 2009-A CLASS A3 03.330% DUE 05/15/2013 ACCOUNT 21-46-573-5878319	16,962.32	16,962.32	17,188.21	.082	564.95	3.287	101.313
20,988.210	USAA AUTO OMNER TRUST SERIES 2009-1 CLASS A3 03.020% DUE 06/17/2013 ACCOUNT 21-46-573-5878319	20,984.23	20,984.23	21,192.43	.101	633.84	2.991	100.973
15,000.000	HYUNDAI AUTO RECEIVABLES TR SERIES 2009-A CLASS A3 02.030% DUE 08/15/2013 ACCOUNT 21-46-573-5878319	14,999.59	14,999.59	15,123.45	.072	304.50	2.013	100.823
60,000.000	HONDA AUTO RECEIVABLES OMNER TR SERIES 2010-1 CLASS A3 01.250% DUE 10/21/2013 ACCOUNT 21-46-573-5878319	59,992.46	59,992.46	60,192.00	.288	750.00	1.246	100.320
45,000.000	VOLKSWAGEN AUTO LOAN ENCHANCED SERIES 2010-1 CLASS A3 01.310% DUE 01/20/2014 ACCOUNT 21-46-573-5878319	44,997.92	44,997.92	45,234.00	.217	589.50	1.303	100.520
45,000.000	HYUNDAI AUTO REC TR SERIES 2010-B CLASS A3 00.970% DUE 04/15/2015 ACCOUNT 21-46-573-5878319	44,991.97	44,991.97	44,909.10	.215	436.50	.972	99.798



STATEMENT OF INVESTMENTS

AS OF 12/31/10

ACCOUNT
21-46-501-5878319

PAGE 21

THOMAS W PANGBORN RESIDUE CONS

PAR VALUE /SHARES	INVESTMENT DESCRIPTION	CARRYING VALUE	TAX COST	MARKET VALUE	% OF MARKET	ESTIMATED INCOME	YIELD AT MARKET	MARKET UNIT PRICE
70,000.000	NISSAN AUTO LEASE TRUST SERIES 2010-A CLASS A3 01.390% DUE 01/15/2016 ACCOUNT 21-46-573-5878319	69,989.88	69,989.88	70,398.99	.337	973.00	1.382	100.569
100,000.000	GE CAPITAL CREDIT CARD MASTER SERIES 2010-3 CLASS A 02.210% DUE 06/15/2016 ACCOUNT 21-46-573-5878319	99,989.00	99,989.00	101,667.00	.487	2,210.00	2.174	101.667
25,408.270	CS FIRST BOSTON MORTGAGE SEC SERIES 2005-C3 CLASS A2 04.512% DUE 07/15/2037 ACCOUNT 21-46-573-5878319	23,605.86	23,605.86	25,377.27	.122	1,146.42	4.518	99.878
50,000.000	WACHOVIA BANK COMMERCIAL MTG TR SERIES 2004-C10 CLASS A4 04.748% DUE 02/15/2041 ACCOUNT 21-46-573-5878319	47,585.94	47,585.94	53,703.00	.257	2,374.00	4.421	107.406
100,000.000	MORGAN STANLEY CAPITAL I SERIES 2007-HQ11 CLASS A2 05.359% DUE 02/12/2044 ACCOUNT 21-46-573-5878319	99,071.29	99,071.29	102,000.00	.488	5,359.00	5.254	102.000
65,000.000	WACHOVIA BANK COMMERCIAL MTG TR SER 2007-C31 CLASS A2 05.421% DUE 04/15/2047 ACCOUNT 21-46-573-5878319	48,653.52	48,653.52	66,825.20	.320	3,523.65	5.273	102.808
	TOTAL MBS,CHD,ASSET BACKED	784,214.28	784,214.28	818,593.14	3.919	25,602.33	3.128	

COMMON STOCK



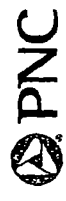
STATEMENT OF INVESTMENTS

AS OF 12/31/10

PAGE 22

ACCOUNT 21-46-501-5878319
 THOMAS W FANGBORN RESIDUE CONS

PAR VALUE /SHARES	INVESTMENT DESCRIPTION	CARRYING VALUE	TAX COST	MARKET VALUE	% OF MARKET	ESTIMATED INCOME	YIELD AT MARKET	MARKET UNIT PRICE
1,670.000	COOPER INDUSTRIES PLC SEDOL B40K911 ISIN IE00B40K9117 ACCOUNT 21-46-885-5878319	73,141.94	72,789.38	97,344.30	.466	1,803.60	1.853	58.290
3,040.000	SEADRILL LTD SEDOL B09RMQ1 ISIN BMG7945E1057 ACCOUNT 21-46-885-5878319	87,211.52	87,211.52	103,116.80	.494	7,904.00	7.665	33.920
1,390.000	ACE LIMITED ISIN CH0044328745 SEDOL B3BOMF6 ACCOUNT 21-46-885-5878319	84,055.25	84,055.25	86,527.50	.414	1,834.80	2.120	62.250
8,515.000	AT&T INC ACCOUNT 21-46-885-5878319	228,797.79	233,366.31	250,170.70	1.198	14,645.80	5.854	29.380
2,801.000	AMERICAN EXPRESS CO ACCOUNT 21-46-885-5878319	73,549.03	73,492.90	120,218.92	.576	2,016.72	1.678	42.920
5,590.000	AMERICAN WATER WORKS CO INC ACCOUNT 21-46-885-5878319	127,260.02	127,260.02	141,371.10	.677	4,919.20	3.480	25.290
3,327.000	AMERISOURCEBERGEN CORP ACCOUNT 21-46-885-5878319	91,930.72	94,449.83	113,517.24	.544	1,330.80	1.172	34.120
3,000.000	AMERIPRISE FINANCIAL INC-W/I ACCOUNT 21-46-885-5878319	130,524.00	130,524.00	172,650.00	.827	2,160.00	1.251	57.550
1,430.000	AMGEN INC ACCOUNT 21-46-885-5878319	77,525.16	77,525.16	78,507.00	.376			54.900
983.000	APACHE CORPORATION ACCOUNT 21-46-885-5878319	78,706.48	80,002.73	117,203.09	.561	589.80	.503	119.230



STATEMENT OF INVESTMENTS

AS OF 12/31/10

PAGE 23

THOMAS W PANGBORN RESIDUE CONS

ACCOUNT
21-46-501-5878319

PAR VALUE /SHARES	INVESTMENT DESCRIPTION	CARRYING VALUE	TAX COST	MARKET VALUE	% OF MARKET	ESTIMATED INCOME	YIELD AT MARKET	MARKET UNIT PRICE
860.000	AVALONBAY COMMUNITIES INC REIT ACCOUNT 21-46-885-5878319	83,128.46	83,128.46	96,793.00	.464	3,070.20	3.172	112.550
3,040.000	BCE INC ISIN CA0554B7604 SEDOL B188TJ4 ACCOUNT 21-46-885-5878319	84,331.12	84,331.12	107,798.40	.516	5,934.08	5.505	35.460
8,522.000	BANK OF AMERICA CORP ACCOUNT 21-46-885-5878319	137,035.82	155,962.61	113,683.48	.544	340.88	.300	13.340
3,765.000	BRISTOL MYERS SQUIBB CO ACCOUNT 21-46-885-5878319	81,190.28	81,190.28	99,697.20	.477	4,969.80	4.985	26.480
1,560.000	CSX CORP ACCOUNT 21-46-885-5878319	84,340.79	84,340.79	100,791.60	.483	1,622.40	1.610	64.610
3,200.000	CAPITAL ONE FINANCIAL CORP ACCOUNT 21-46-885-5878319	133,079.75	133,079.75	136,192.00	.652	640.00	.470	42.560
2,642.000	CENTURYLINK INC ACCOUNT 21-46-885-5878319	84,622.22	84,622.22	121,981.14	.584	7,661.80	6.281	46.170
4,499.000	CHEVRON CORPORATION ACCOUNT 21-46-885-5878319	318,910.71	317,790.49	410,533.75	1.966	12,957.12	3.156	91.250
2,560.000	CHUBB CORP ACCOUNT 21-46-885-5878319	149,200.64	149,200.64	152,678.40	.731	3,788.80	2.482	59.640
47,800.000	CITIGROUP INC ACCOUNT 21-46-885-5878319	206,431.56	206,431.56	226,094.00	1.083			4.730
2,644.000	COCA COLA CO ACCOUNT 21-46-885-5878319	124,482.31	124,482.31	173,895.88	.833	4,653.44	2.676	65.770



STATEMENT OF INVESTMENTS

AS OF 12/31/10

PAGE 24

ACCOUNT 21-46-501-5878319 THOMAS W PANGBORN RESIDUE CONS

PAR VALUE /SHARES	INVESTMENT DESCRIPTION	CARRYING VALUE	TAX COST	MARKET VALUE	% OF MARKET	ESTIMATED INCOME	YIELD AT MARKET	MARKET UNIT PRICE
6,868.000	CONCAST CORPORATION CL A ACCOUNT 21-46-885-5878319	113,244.17	113,244.17	150,889.96	.723	2,596.10	1.721	21.970
4,480.000	CORNING INC ACCOUNT 21-46-885-5878319	83,055.19	83,055.19	86,553.60	.415	896.00	1.035	19.320
991.000	CUMMINS INC ACCOUNT 21-46-885-5878319	47,882.41	47,130.12	109,019.91	.522	1,040.55	.954	110.010
1,947.000	DOLLAR TREE INC ACCOUNT 21-46-885-5878319	52,228.88	51,713.37	109,187.76	.523			56.080
2,030.000	DUPONT E I DE NEMOURS & CO ACCOUNT 21-46-885-5878319	85,653.21	85,653.21	101,256.40	.485	3,329.20	3.288	49.880
6,429.000	EMC CORP ACCOUNT 21-46-885-5878319	105,644.96	106,264.98	147,224.10	.705			22.900
1,010.000	EASTMAN CHEM CO ACCOUNT 21-46-885-5878319	80,140.37	80,140.37	84,920.80	.407	1,898.80	2.236	84.080
1,510.000	EATON CORP ACCOUNT 21-46-885-5878319	112,426.45	112,426.45	153,280.10	.734	4,107.20	2.680	101.510
1,330.000	ENERGIZER HLDGS INC ACCOUNT 21-46-885-5878319	82,947.98	82,947.98	96,957.00	.464			72.900
3,190.000	EQUITY RESIDENTIAL SH BEN INT REIT ACCOUNT 21-46-885-5878319	120,570.21	120,570.21	165,720.50	.794	5,837.70	3.523	51.950
1,798.000	EXXON MOBIL CORP ACCOUNT 21-46-885-5878319	133,939.93	139,463.26	131,469.76	.630	3,164.48	2.407	73.120



STATEMENT OF INVESTMENTS

AS OF 12/31/10

PAGE 25

THOMAS W PANGBORN RESIDUE CONS

ACCOUNT
21-46-501-5878319

PAR VALUE /SHARES	INVESTMENT DESCRIPTION	CARRYING VALUE	TAX COST	MARKET VALUE	% OF MARKET	ESTIMATED INCOME	YIELD AT MARKET	MARKET UNIT PRICE
9,741.000	FORD MOTOR COMPANY ACCOUNT 21-46-885-5878319	106,084.80	112,020.94	163,551.39	.783			16.790
17,220.000	GENERAL ELECTRIC CO ACCOUNT 21-46-885-5878319	255,256.69	255,256.69	314,953.80	1.508	9,643.20	3.062	18.290
3,026.000	GENERAL MILLS INC ACCOUNT 21-46-885-5878319	102,911.84	102,911.84	107,695.34	.516	3,389.12	3.147	35.590
615.000	GOLDMAN SACHS GROUP INC ACCOUNT 21-46-885-5878319	58,745.03	73,636.88	103,418.40	.495	861.00	.833	168.160
4.000	HESS CORPORATION ACCOUNT 21-46-885-5878319	213.15	243.37	306.16	.001	1.60	.523	76.540
7,226.000	INTEL CORP ACCOUNT 21-46-885-5878319	132,902.87	132,902.87	151,962.78	.728	5,238.85	3.447	21.030
8,192.000	JPMORGAN CHASE & CO ACCOUNT 21-46-885-5878319	263,107.80	244,875.74	347,504.64	1.664	1,638.40	.471	42.420
1,638.000	JOHNSON & JOHNSON ACCOUNT 21-46-885-5878319	94,187.47	94,664.79	101,310.30	.485	3,538.08	3.492	61.850
5,750.000	LIMITED BRANDS INC ACCOUNT 21-46-885-5878319	136,149.25	136,149.25	176,697.50	.846	4,600.00	2.603	30.730
1,700.000	M&T BK CORP ACCOUNT 21-46-885-5878319	134,314.83	134,314.83	147,985.00	.709	4,760.00	3.217	87.050
5,319.000	MERCK & CO INC ACCOUNT 21-46-885-5878319	159,693.72	159,693.72	191,696.76	.918	8,084.88	4.218	36.040
3,588.000	MICROSOFT CORP ACCOUNT 21-46-885-5878319	91,527.35	91,527.35	99,917.80	.479	2,291.20	2.293	27.910



STATEMENT OF INVESTMENTS

AS OF 12/31/10

ACCOUNT 21-46-501-5878319

PAGE 26

THOMAS W PANGBORN RESIDUE CONS

PAR VALUE /SHARES	INVESTMENT DESCRIPTION	CARRYING VALUE	TAX COST	MARKET VALUE	% OF MARKET	ESTIMATED INCOME	YIELD AT MARKET	MARKET UNIT PRICE
3,270.000	NATIONAL OILWELL VARCO INC ACCOUNT 21-46-885-5878319	140,114.89	140,114.89	219,907.50	1.053	1,438.80	.654	67.250
1,610.000	NOVARTIS AG SPONSORED ADR ACCOUNT 21-46-885-5878319	93,303.85	93,303.85	94,909.50	.455	3,213.56	3.386	58.950
3,790.000	OGE ENERGY CORP ACCOUNT 21-46-885-5878319	147,961.98	147,961.98	172,596.60	.827	5,685.00	3.294	45.540
1,817.000	PPG INDUSTRIES INC ACCOUNT 21-46-885-5878319	114,722.79	114,722.79	152,755.19	.732	3,997.40	2.617	84.070
2,000.000	PEPSICO INC ACCOUNT 21-46-885-5878319	124,181.00	124,181.00	130,660.00	.626	3,840.00	2.939	65.330
16,595.000	PFIZER INC ACCOUNT 21-46-885-5878319	307,295.45	300,753.65	290,578.45	1.392	13,276.00	4.569	17.510
2,628.000	PROCTER & GAMBLE CO ACCOUNT 21-46-885-5878319	159,335.26	153,496.40	169,059.24	.810	5,064.16	2.995	64.330
2,670.000	PRUDENTIAL FINANCIAL, INC. ACCOUNT 21-46-885-5878319	145,897.08	145,897.08	156,755.70	.751	3,070.50	1.959	58.710
3,580.000	PUBLIC SERVICE ENTERPRISE GROUP INC ACCOUNT 21-46-885-5878319	115,185.64	115,185.64	113,879.80	.545	4,904.60	4.307	31.810
5.000	SHIRE PLC SPONSORED ADR ACCOUNT 21-46-885-5878319	218.89	196.35	361.90	.002	1.73	.478	72.380
2,543.000	JM SHUCKER CO/THE-NEW COM WI ACCOUNT 21-46-885-5878319	142,832.56	142,832.56	166,947.95	.800	4,475.68	2.681	65.650



STATEMENT OF INVESTMENTS

AS OF 12/31/10

ACCOUNT 21-46-501-5878319
 THOMAS W PANGBORN RESIDUE CONS

PAR VALUE /SHARES	INVESTMENT DESCRIPTION	CARRYING VALUE	TAX COST	MARKET VALUE	% OF MARKET	ESTIMATED INCOME	YIELD AT MARKET	MARKET UNIT PRICE
1,350.000	UNION PACIFIC CORP ACCOUNT 21-46-885-5878319	105,113.43	105,113.43	125,091.00	.599	2,052.00	1.640	92.660
1,213.000	UNITED TECHNOLOGIES CORP ACCOUNT 21-46-885-5878319	61,922.01	65,182.54	95,487.36	.457	2,062.10	2.160	78.720
4,070.000	UNITEDHEALTH GROUP INC ACCOUNT 21-46-885-5878319	121,873.28	121,873.28	146,967.70	.704	2,035.00	1.385	36.110
1,690.000	VENTAS INC ACCOUNT 21-46-885-5878319	84,185.49	84,185.49	88,691.20	.425	3,616.60	4.078	52.480
3,877.000	VIACOM INC CLASS B WI ACCOUNT 21-46-885-5878319	96,125.69	97,045.84	153,567.97	.735	2,326.20	1.515	39.610
1,670.000	WAL-MART STORES INC ACCOUNT 21-46-885-5878319	82,946.39	82,946.39	90,063.10	.431	2,020.70	2.244	53.930
2,750.000	WATSON PHARMACEUTICAL ACCOUNT 21-46-885-5878319	120,194.25	120,194.25	142,037.50	.680			51.650
10,434.000	WELLS FARGO & COMPANY ACCOUNT 21-46-885-5878319	244,423.33	239,856.85	323,349.66	1.549	2,086.80	.645	30.990
3,760.000	WISCONSIN ENERGY CORP ACCOUNT 21-46-885-5878319	154,035.15	154,035.15	221,313.60	1.060	7,820.80	3.534	58.860
2,800.000	WYNDHAM WORLDWIDE CORP - W/I ACCOUNT 21-46-885-5878319	82,090.68	82,090.68	83,888.00	.402	1,344.00	1.602	29.960
	TOTAL COMMON STOCK	7,736,243.22	7,757,215.00	9,403,114.18	45.035	224,091.23	2.383	
	LIMITED PARTNERSHIPS							



STATEMENT OF INVESTMENTS

AS OF 12/31/10

PAGE 28

ACCOUNT 21-46-501-5878319 THOMAS W PANGBORN RESIDUE CONS

PAR VALUE /SHARES	INVESTMENT DESCRIPTION	CARRYING VALUE	TAX COST	MARKET VALUE	% OF MARKET	ESTIMATED INCOME	YIELD AT MARKET	MARKET UNIT PRICE
2,950.000	ENTERPRISE PRODS PARTNERS L P COM UNIT ACCOUNT 21-46-885-5878319	103,919.91	103,919.91	122,749.50	.588	6,962.00	5.672	41.610
	TOTAL LIMITED PARTNERSHIPS	103,919.91	103,919.91	122,749.50	.588	6,962.00	5.672	
	MUTUAL FUNDS - EQUITY							
166.534	BLACKROCK FDS US OPPORTUNITIES PORTFOLIO FUND 339 INSTITUTIONAL CLASS (INCOME INVESTMENT) ACCOUNT 21-46-001-5878319	6,654.70	6,654.70	6,872.86	.033	259.11	3.770	41.270
22,261.369	BLACKROCK FDS US OPPORTUNITIES PORTFOLIO FUND 339 INSTITUTIONAL CLASS ACCOUNT 21-46-001-5878319	736,575.71	736,575.71	918,726.70	4.400	34,636.73	3.770	41.270
26,687.197	HARBOR INTERNATIONAL FUND CLASS INS ACCOUNT 21-46-001-5878319	1,400,000.00	1,400,000.00	1,615,909.78	7.739	27,487.81	1.701	60.550
3,126.000	ISHARES TR RUSSELL 2000 INDEX FD ETF ACCOUNT 21-46-001-5878319	190,498.44	190,498.44	244,578.24	1.171	2,794.64	1.143	78.240
27,487.259	PNC INTERNATIONAL EQUITY FUND CLASS I ACCOUNT 21-46-001-5878319	574,830.15	705,049.09	420,280.19	2.013			15.290
19,380.597	T ROWE PRICE GROWTH STOCK FD # 40 ACCOUNT 21-46-001-5878319	540,000.00	540,000.00	623,086.19	2.984	387.61	.062	32.150



STATEMENT OF INVESTMENTS

AS OF 12/31/10

ACCOUNT
21-46-501-5878319

THOMAS W PANGBORN RESIDUE CONS

PAGE 29

PAR VALUE /SHARES	INVESTMENT DESCRIPTION	CARRYING VALUE	TAX COST	MARKET VALUE	% OF MARKET	ESTIMATED INCOME	YIELD AT MARKET	MARKET UNIT PRICE
	TOTAL MUTUAL FUNDS - EQUITY	<u>3,448,559.00</u>	<u>3,578,777.94</u>	<u>3,829,453.96</u>	<u>18.340</u>	<u>65,565.90</u>	<u>1.712</u>	
	TOTAL INVESTMENTS	<u>18,619,442.48</u>	<u>18,771,449.75</u>	<u>20,880,574.05</u>	<u>100.000</u>	<u>535,138.17</u>	<u>2.562</u>	



A C C O U N T S U M M A R Y

12/31/10 THROUGH 12/31/10

ACCOUNT
21-46-501-5878319

THOMAS W PANGBORN RESIDUE CONS

PAGE 30

	INCOME CASH	INCOME CARRYING VALUE	PRINCIPAL CASH	PRINCIPAL CARRYING VALUE
--	-------------	-----------------------	----------------	--------------------------

	0.00	330,103.97	0.00	18,289,338.51
--	------	------------	------	---------------

YOUR TRUST ACCOUNT BALANCES ON 12/31/10 WERE

DURING THE PERIOD INCOME WAS RECEIVED FROM
 NO DIVIDENDS THIS PERIOD
 NO NON-TAXABLE INTEREST INCOME THIS PERIOD
 NO TAXABLE INTEREST INCOME THIS PERIOD
 NO RENTAL INCOME THIS PERIOD

THUS TOTAL INCOME RECEIVED EQUALED

NO CONTRIBUTIONS WERE RECEIVED THIS PERIOD

NO SALES THIS PERIOD

NO INCOME OR PRINCIPAL TRANSFERS THIS PERIOD

NO PURCHASES THIS PERIOD

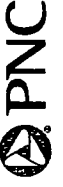
EXPENSES INCURRED DURING THIS PERIOD WERE
 NO FEES CHARGED THIS PERIOD
 NO OTHER EXPENSES THIS PERIOD

FOR TOTAL EXPENSES OF

NO PAYMENTS WERE MADE TO OR FOR YOU THIS PERIOD

YOUR CURRENT BALANCES AS OF 12/31/10 ARE

	0.00	330,103.97	0.00	18,289,338.51
--	------	------------	------	---------------



DATE	-TRANSACTION- DESCRIPTION	-CODES- TRAN TAX INDV	HISTORY	INCOME	PRINCIPAL	INVEST/UNITS
02-01-10	MUTUAL FUND AGENT 01/29 SALE 36,549.708 SHS @ 9.7127 PNC INTL EQUITY FD CL I FD MERGED 1/29/2010 SEE 01748E120	085 831 9464	40732-00006 02-01-10	355,000.00		572,667.50- 36,549.708-
02-01-10	MUTUAL FUND AGENT 01/29 SALE 39,906.362 SHS @ 7.0054 PNC CAPITAL OPPORTUNITIES FD CL MERGED 1/29/2010 SEE 01748V585	085 831 9464	40732-00008 02-01-10	279,560.03		412,972.08- 39,906.362-
12-03-10	PURC 166.534 SHS THRU REINV OF SHORT TERM CAP GAIN DUE 12/03/10 @ \$ 39.9600 BLACKROCK FDS US OPPORTUNITIES PORTFOLIO FUND 339 INSTITUTIONAL CLASS	073 082	41037-00001 12-03-10			6,654.70 I 166.534
12-03-10	PURC 214.607 SHS THRU REINVESTMENT OF CAP GAIN PAYABLE 12/03/10 @ 39.9600 BLACKROCK FDS US OPPORTUNITIES PORTFOLIO FUND 339 INSTITUTIONAL CLASS	083 081	41037-00002 12-03-10			8,575.71 214.607

BANK 21
REGION 46
OFFICE 001

- TRANSACTION-
DESCRIPTION

DATE

-TRANSACTION-
DESCRIPTION

-CODES-
TRAN TAX INDV

HISTORY

INCOME

- C A S H -

PRINCIPAL

INVEST/UNITS

TOTALS FOR TAX CODE 081

LONG TERM CAPITAL GAIN DISTRIBUTION

8,575.71 P

TOTALS FOR TAX CODE 082

SHORT TERM CAPITAL GAIN DISTRIBUTION

6,654.70 I

TOTALS FOR TAX CODE 831

SALES-COLLECTIVE FUNDS

634,560.03

985,639.58-P

15,319,304.93

- 14,855,911.11

Part I, Line 6a:

463,393.82

DATE 04/29/11
TIME 10:11
PAGE 0002

BANK 21
 REGION 46
 OFFICE 573

- TRANSACTION-
 DESCRIPTION

DATE 04/29/11
 TIME 10:20
 PAGE 0001

- T R A N S A C T I O N A N A L Y S I S / S U M M A R Y -
 01/01/10 THROUGH 12/31/10
 ACCOUNT 5878319 THOMAS W PANGBORN RESIDUE A P I F

DATE	-TRANSACTION- DESCRIPTION	-CODES- TRAN TAX INDV	HISTORY	INCOME	PRINCIPAL	INVEST/UNITS
01-07-10	GREENWICH CAPITAL MARKETS 01/06 SALE 100,000 PAR @ 101.2596 FEDERAL HOME LN MTG CORP NTS 02.125% DUE 09/21/2012	085 830	9432 40707-00001 01-07-10		101,259.60	99,959.00- 100,000.000-
01-08-10	GREENWICH CAPITAL MARKETS 01/05 SALE 35,000 PAR @ 102.7773 USA TREASURY NOTES 04.000% DUE 08/15/2018	085 830	9432 40708-00004 01-08-10		35,972.07	36,709.83- 35,000.000-
01-11-10	GOLDMAN SACHS EXECUTION & CLEARI 01/06 SALE 65,000 PAR @ 109.514 NORDSTROM INC SR UNSECURED 06.250% DUE 01/15/2018	085 830	0501 40711-00001 01-11-10		71,184.10	61,026.82- 65,000.000-
01-14-10	FORTIS INV SERVICES 01/11 SALE 20,000 PAR @ 108.3437 USA TREASURY NOTES 04.250% DUE 08/15/2014	085 830	7253 40714-00004 01-14-10		21,668.75	21,912.43- 20,000.000-
01-15-10	PRINCIPAL ON 3,831.91 PAR ACCRUED TO 01/15/10 PAYABLE 01/15/10 CNH EQUIPMENT TRUST SERIES 2007-B CLASS A3A 05.400% DUE 10/17/2011	085 828	9999 40715-00006 01-15-10		957.89	934.24- 957.890-
01-15-10	PRINCIPAL ON 28,580.90 PAR ACCRUED TO 01/01/10 PAYABLE 01/15/10 CS FIRST BOSTON MORTGAGE SEC SERIES 2005-C3 CLASS A2 04.512% DUE 06/15/2010	085 828	9999 40715-00011 01-15-10		201.46	187.17- 201.460-
01-15-10	PRINCIPAL ON 68,400.65 PAR ACCRUED TO 12/31/09 PAYABLE 01/15/10 FEDERAL HOME LOAN MTG CORP GOLD POOL #G13222 04.500% DUE 06/01/2023	085 828	9999 40715-00013 01-15-10		1,765.37	1,693.10- 1,765.370-
01-15-10	PRINCIPAL ON 13,801.27 PAR ACCRUED TO 01/15/10 PAYABLE 01/15/10 HARLEY-DAVIDSON MOTORCYCLE TRUST SER 2007-2 CLASS A3 05.090% DUE 05/15/2012	085 828	9999 40715-00016 01-15-10		2,365.56	2,307.25- 2,365.560-

- TRANSACTION-
 DESCRIPTION

DATE	-TRANSACTION- DESCRIPTION	-CODES- TRAN TAX INDV	HISTORY	INCOME	PRINCIPAL	INVEST/UNITS
01-15-10	PRINCIPAL ON 29,669.42 PAR ACCRUED TO 01/15/10 PAYABLE 01/15/10 HYUNDAI AUTO REC TR SERIES 2007-A CLASS A3A 05.040% DUE 01/17/2012	085 828	9999 40715-00020 01-15-10	3,039.28	3,039.28	3,065.04- 3,039.280-
01-19-10	PRINCIPAL ON 36,646.73 PAR ACCRUED TO 01/01/10 PAYABLE 01/18/10 SALOMON BROTHERS MTG SEC VI I SERIES 2000-C3 CLASS A2 06.592% DUE 10/18/2010	085 828	9999 40719-00002 01-19-10	1,724.51	1,724.51	1,685.44- 1,724.510-
01-20-10	PRINCIPAL ON 75,000.00 PAR ACCRUED TO 01/15/10 PAYABLE 01/15/10 NISSAN AUTO RECEIVABLES OWNER TR SERIES 2008-B CLASS A3 04.460% DUE 04/16/2012	085 828	9999 40720-00001 01-20-10	1,517.87	1,517.87	1,517.78- 1,517.870-
01-22-10	PERSHING 01/19 SALE 25,000 PAR @ 108.8671 USA TREASURY NOTES 04.250% DUE 08/15/2014	085 830	0443 40722-00004 01-22-10	27,216.80	27,216.80	27,390.53- 25,000.000-
01-25-10	PRINCIPAL ON 60,873.76 PAR ACCRUED TO 12/31/09 PAYABLE 01/25/10 FEDERAL NATL MTG ASSN POOL #964078 05.000% DUE 07/01/2023	085 828	9999 40725-00002 01-25-10	734.00	734.00	722.65- 734.000-
01-25-10	PRINCIPAL ON 63,256.10 PAR ACCRUED TO 12/31/09 PAYABLE 01/25/10 FEDERAL NATL MTG ASSN POOL #964293 05.000% DUE 07/01/2023	085 828	9999 40725-00004 01-25-10	1,165.51	1,165.51	1,146.75- 1,165.510-
01-25-10	PRINCIPAL ON 67,487.66 PAR ACCRUED TO 12/31/09 PAYABLE 01/25/10 FEDERAL NATL MTG ASSN POOL #964357 05.000% DUE 07/01/2023	085 828	9999 40725-00006 01-25-10	2,716.29	2,716.29	2,672.58- 2,716.290-

- T R A N S A C T I O N A N A L Y S I S / S U M M A R Y -
 01/01/10 THROUGH 12/31/10
 ACCOUNT 5878319 THOMAS W PANGBORN RESIDUE APIF

- C A S H -
 INCOME

HISTORY

-CODES-
 TRAN TAX INDV

PRINCIPAL

INVEST/UNITS

DATE	DESCRIPTION	-CODES- TRAN TAX INDV	HISTORY	INCOME	PRINCIPAL	INVEST/UNITS
01-25-10	PRINCIPAL ON 73,858.08 PAR ACCRUED TO 12/31/09 PAYABLE 01/25/10 FEDERAL NATL MTG ASSN POOL #975616 04.500% DUE 07/01/2023	085 828	9999 40725-00008 01-25-10	1,702.56	1,702.56	1,634.19- 1,702.560-
01-25-10	PRINCIPAL ON 66,274.51 PAR ACCRUED TO 12/31/09 PAYABLE 01/25/10 FEDERAL NATL MTG ASSN POOL #981644 04.500% DUE 06/01/2023	085 828	9999 40725-00010 01-25-10	1,101.14	1,101.14	1,056.41- 1,101.140-
01-26-10	GOLDMAN SACHS EXECUTION & CLEARI 01/21 SALE 40,000 PAR @ 110.728 CONS EDISON CO OF NY NTS 05.550% DUE 04/01/2014	085 830	0501 40726-00003 01-26-10	44,291.20	44,291.20	39,968.40- 40,000.000-
01-27-10	CLARKE G.X. & CO. 01/22 SALE 45,000 PAR @ 100.77 FEDERAL HOME LN MTG CORP NTS CALL 08/24/10 @ 100 02.250% DUE 08/24/2012	085 830	9951 40727-00001 01-27-10	45,346.50	45,346.50	45,000.00- 45,000.000-
01-27-10	UBS SECURITIES LLC 01/26 SALE 150,000 PAR @ 110.0896 FEDERAL NATL MTG ASSN NTS 05.000% DUE 02/13/2017	085 830	0642 40727-00003 01-27-10	165,134.40	165,134.40	149,748.44- 150,000.000-
01-27-10	BANC/AMERICA SEC.LLC.MONTGOMERY 01/22 SALE 30,000 PAR @ 109.761 NORDSTROM INC SR UNSECURED 06.250% DUE 01/15/2018	085 830	0773 40727-00005 01-27-10	32,928.30	32,928.30	28,166.23- 30,000.000-
01-29-10	FIRST TENNESSEE BK NA -BOND DEPT 01/26 SALE 20,000 PAR @ 104.0742 USA TREASURY NOTES 04.000% DUE 08/15/2018	085 830	2445 40729-00004 01-29-10	20,814.84	20,814.84	20,977.05- 20,000.000-
02-05-10	BANC/AMERICA SEC.LLC.MONTGOMERY 02/02 SALE 10,000 PAR @ 107.104 PACIFICORP 1ST MORTGAGE 05.500% DUE 01/15/2019	085 830	0773 40736-00003 02-05-10	10,710.40	10,710.40	9,934.50- 10,000.000-

- C A S H -
 INCOME

HISTORY

-CODES-
 TRAN TAX INDV

PRINCIPAL

INVEST/UNITS

02-16-10 PRINCIPAL ON 26,630.14 PAR ACCRUED TO 02/15/10 PAYABLE 02/15/10 HYUNDAI AUTO REG TR SERIES 2007-A CLASS A3A 05.040% DUE 01/17/2012

085 828

9999 40747-00023

02-16-10

3,047.43

3,073.26-
3,047.430-

02-16-10 BONY/T D SECURITIES INC 02/10 SALE 25,000 PAR @ 109.3242 USA TREASURY NOTES 04.250% DUE 08/15/2014

085 830

2568 40747-00036

02-16-10

27,331.05

27,391.88-
25,000.000-

02-17-10 PRINCIPAL ON 73,482.13 PAR ACCRUED TO 02/16/10 PAYABLE 02/16/10 NISSAN AUTO RECEIVABLES OWNER TR SERIES 2008-B CLASS A3 04.460% DUE 04/16/2012

085 828

9999 40748-00002

02-17-10

5,153.23

5,152.91-
5,153.230-

02-18-10 PRINCIPAL ON 28,379.44 PAR ACCRUED TO 02/01/10 PAYABLE 02/18/10 CS FIRST BOSTON MORTGAGE SEC SERIES 2005-C3 CLASS A2 04.512% DUE 06/15/2010

085 828

9999 40749-00002

02-18-10

209.19

194.35-
209.190-

02-18-10 PRINCIPAL ON 34,922.22 PAR ACCRUED TO 02/01/10 PAYABLE 02/18/10 SALOMON BROTHERS MTG SEC VII SERIES 2000-C3 CLASS A2 06.592% DUE 10/18/2010

085 828

9999 40749-00004

02-18-10

481.77

470.86-
481.770-

02-19-10 PRINCIPAL ON 11,435.71 PAR ACCRUED TO 02/14/10 PAYABLE 02/15/10 HARLEY-DAVIDSON MOTORCYCLE TRUST SER 2007-2 CLASS A3 05.090% DUE 05/15/2012

085 828

9999 40750-00001

02-19-10

2,381.11

2,322.42-
2,381.110-

02-23-10 CLARKE G.X. & CO. 02/18 SALE 60,000 PAR @ 101.5468 FEDERAL NATL MTG ASSN NTS CALL 03/23/11 @ 100 02.375% DUE 03/23/2012

085 830

9951 40754-00001

02-23-10

60,928.13

60,894.00-
60,000.000-

DATE	DESCRIPTION	-TRANSACTION- DESCRIPTION	-CODES- TRAN TAX INDV	HISTORY	INCOME	PRINCIPAL	INVEST/UNITS
02-23-10	CITIGROUP GLOBAL MKTS INC SAL 02/18 SALE 25,000 PAR @ 100.595 KRAFT FOODS INC SR UNSEC 05.375% DUE 02/10/2020		085 830	0274 40754-00003 02-23-10		25,148.75	24,806.90- 25,000.000-
02-25-10	PRINCIPAL ON 60,139.76 PAR ACCRUED TO 01/31/10 PAYABLE 02/25/10 FEDERAL NATL MTG ASSN POOL #964078 05.000% DUE 07/01/2023		085 828	9999 40756-00002 02-25-10		381.74	375.84- 381.740-
02-25-10	PRINCIPAL ON 62,090.59 PAR ACCRUED TO 01/31/10 PAYABLE 02/25/10 FEDERAL NATL MTG ASSN POOL #964293 05.000% DUE 07/01/2023		085 828	9999 40756-00004 02-25-10		3,562.67	3,505.33- 3,562.670-
02-25-10	PRINCIPAL ON 64,771.37 PAR ACCRUED TO 01/31/10 PAYABLE 02/25/10 FEDERAL NATL MTG ASSN POOL #964357 05.000% DUE 07/01/2023		085 828	9999 40756-00006 02-25-10		301.51	296.66- 301.510-
02-25-10	PRINCIPAL ON 72,155.52 PAR ACCRUED TO 01/31/10 PAYABLE 02/25/10 FEDERAL NATL MTG ASSN POOL #975616 04.500% DUE 07/01/2023		085 828	9999 40756-00008 02-25-10		1,125.89	1,080.68- 1,125.890-
02-25-10	PRINCIPAL ON 65,173.36 PAR ACCRUED TO 01/31/10 PAYABLE 02/25/10 FEDERAL NATL MTG ASSN POOL #981644 04.500% DUE 06/01/2023		085 828	9999 40756-00010 02-25-10		338.03	324.30- 338.030-
02-25-10	JEFFERIES & CO 02/22 SALE 5,000 PAR @ 100.457 SIMON PROPERTY GROUP LP SR UNSEC 04.200% DUE 02/01/2015		085 830	0019 40756-00013 02-25-10		5,022.85	4,989.00- 5,000.000-

- T R A N S A C T I O N A N A L Y S I S / S U M M A R Y -
 01/01/10 THROUGH 12/31/10
 ACCOUNT 5878319 THOMAS W PANGBORN RESIDUE APIF

BANK 21
 REGION 46
 OFFICE 573

DATE	TRANSACTION- DESCRIPTION	-CODES- TRAN TAX INDV	HISTORY	INCOME	PRINCIPAL	INVEST/UNITS
02-26-10	BNP PARIBAS SEC CORP 02/23 SALE 300,000 PAR @ 109.221 UNITED TECHNOLOGIES CORP NOTES 04.875% DUE 05/01/2015	085 830	9010 40757-00003 02-26-10	327,663.00	298,311.00- 300,000.000-	
03-03-10	BNY CAPITAL MARKETS, INC. 02/26 SALE 40,000 PAR @ 106.995 KROGER CO SR NOTES 05.000% DUE 04/15/2013	085 830	9520 40762-00002 03-03-10	42,798.00	39,095.60- 40,000.000-	
03-04-10	WELLS FARGO SECURITIES 03/01 SALE 100,000 PAR @ 108.165 GOLDMAN SACHS GROUP INC NTS 05.700% DUE 09/01/2012	085 830	0250 40763-00001 03-04-10	108,165.00	98,993.00- 100,000.000-	
03-15-10	PRINCIPAL ON 2,023.25 PAR ACCRUED TO 03/15/10 PAYABLE 03/15/10 CNH EQUIPMENT TRUST SERIES 2007-B CLASS A3A 05.400% DUE 10/17/2011	085 828	9999 40774-00004 03-15-10	632.77	617.15- 632.770-	
03-15-10	PRINCIPAL ON 65,032.09 PAR ACCRUED TO 02/28/10 PAYABLE 03/15/10 FEDERAL HOME LOAN MTG CORP GOLD POOL #G13222 04.500% DUE 06/01/2023	085 828	9999 40774-00011 03-15-10	1,502.29	1,440.79- 1,502.290-	
03-15-10	PRINCIPAL ON 9,054.61 PAR ACCRUED TO 03/14/10 PAYABLE 03/15/10 HARLEY-DAVIDSON MOTORCYCLE TRUST SER 2007-2 CLASS A3 05.090% DUE 05/15/2012	085 828	9999 40774-00014 03-15-10	2,411.89	2,352.44- 2,411.890-	
03-15-10	PRINCIPAL ON 23,582.71 PAR ACCRUED TO 03/15/10 PAYABLE 03/15/10 HYUNDAI AUTO REC TR SERIES 2007-A CLASS A3A 05.040% DUE 01/17/2012	085 828	9999 40774-00019 03-15-10	3,045.15	3,070.96- 3,045.150-	

DATE	-TRANSACTION- DESCRIPTION	-CODES- TRAN TAX INDV	HISTORY	INCOME	PRINCIPAL	INVEST/UNITS
03-15-10	PRINCIPAL ON 68,328.90 PAR ACCRUED TO 03/15/10 PAYABLE 03/15/10 NISSAN AUTO RECEIVABLES OWNER TR SERIES 2008-B CLASS A3 04.460% DUE 04/16/2012	085 828 9999	40774-00025 03-15-10		4,908.50	4,908.20- 4,908.500-
03-17-10	CANTOR FITZGERALD & CO. 03/12 SALE 35,000 PAR @ 113.334 WASHINGTON POST CO NOTES 07.250% DUE 02/01/2019	085 830 7311	40776-00003 03-17-10		39,666.90	34,864.90- 35,000.000-
03-18-10	PRINCIPAL ON 34,440.46 PAR ACCRUED TO 03/01/10 PAYABLE 03/18/10 SALOMON BROTHERS MTG SEC VII SERIES 2000-C3 CLASS A2 06.592% DUE 10/18/2010	085 828 9999	40777-00002 03-18-10		13,359.28	13,056.61- 13,359.280-
03-19-10	PRINCIPAL ON 28,170.25 PAR ACCRUED TO 02/28/10 PAYABLE 03/15/10 CS FIRST BOSTON MORTGAGE SEC SERIES 2005-C3 CLASS A2 04.512% DUE 06/15/2010	085 828 9999	40778-00002 03-19-10		273.65	254.24- 273.650-
03-23-10	GOLDMAN, SACHS & CO. 03/22 SALE 40,000 PAR @ 112.155 DOMINION RESOURCES INC NOTES 06.400% DUE 06/15/2018	085 830 0005	40782-00001 03-23-10		44,862.00	39,962.40- 40,000.000-
03-23-10	CLARKE G.X. & CO. 03/22 SALE 75,000 PAR @ 100.55 FEDERAL HOME LN MTG CORP NTS CALL 08/24/10 @ 100 02.250% DUE 08/24/2012	085 830 9951	40782-00003 03-23-10		75,412.50	75,000.00- 75,000.000-
03-23-10	BARCLAYS CAPITAL INC FIX INCOME 03/22 SALE 75,000 PAR @ 108.9687 USA TREASURY NOTES 04.250% DUE 08/15/2014	085 830 9645	40782-00006 03-23-10		81,726.56	82,175.63- 75,000.000-
03-24-10	BANC/AMERICA SEC.LLC.MONTGOMERY 03/19 SALE 65,000 PAR @ 111.061 APACHE CORPORATION NOTES 05.625% DUE 01/15/2017	085 830 0773	40783-00002 03-24-10		72,189.65	65,703.95- 65,000.000-

DATE	DESCRIPTION	-TRANSACTION-	-CODES-	HISTORY	INCOME	PRINCIPAL	INVEST/UNITS
03-24-10	BARCLAYS CAPITAL INC FIX INCOME 03/22 SALE 90,000 PAR @ 104.121 USA TREASURY NOTES 04.000% DUE 08/15/2018	085 830	9645	40783-00008 03-24-10	93,708.98	94,176.84-	90,000.000-
03-25-10	PRINCIPAL ON 59,758.02 PAR ACCRUED TO 02/28/10 PAYABLE 03/25/10 FEDERAL NATL MTG ASSN POOL #964078 05.000% DUE 07/01/2023	085 828	9999	40784-00003 03-25-10	1,093.70	1,076.78-	1,093.700-
03-25-10	PRINCIPAL ON 58,527.91 PAR ACCRUED TO 02/28/10 PAYABLE 03/25/10 FEDERAL NATL MTG ASSN POOL #964293 05.000% DUE 07/01/2023	085 828	9999	40784-00005 03-25-10	1,068.31	1,051.12-	1,068.310-
03-25-10	PRINCIPAL ON 64,469.85 PAR ACCRUED TO 02/28/10 PAYABLE 03/25/10 FEDERAL NATL MTG ASSN POOL #964357 05.000% DUE 07/01/2023	085 828	9999	40784-00007 03-25-10	809.93	796.90-	809.930-
03-25-10	PRINCIPAL ON 71,029.64 PAR ACCRUED TO 02/28/10 PAYABLE 03/25/10 FEDERAL NATL MTG ASSN POOL #975616 04.500% DUE 07/01/2023	085 828	9999	40784-00009 03-25-10	926.12	888.93-	926.120-
03-25-10	PRINCIPAL ON 64,835.33 PAR ACCRUED TO 02/28/10 PAYABLE 03/25/10 FEDERAL NATL MTG ASSN POOL #981644 04.500% DUE 06/01/2023	085 828	9999	40784-00011 03-25-10	329.84	316.44-	329.840-
03-25-10	BANC/AMERICA SEC.LLC.MONTGOMERY 03/24 SALE 5,000 PAR @ 96.4726 USA TREASURY NOTES 02.375% DUE 03/31/2016	085 830	0773	40784-00012 03-25-10	4,823.64	4,885.52-	5,000.000-

ACCOUNT 5878319 THOMAS W PANGBORN RESIDUE APIF
 01/01/10 THROUGH 12/31/10
 - T R A N S A C T I O N A N A L Y S I S / S U M M A R Y -

-TRANSACTION-
 DATE DESCRIPTION
 03-29-10 RBC CAP MKTS CORP
 03/24 SALE 25,000 PAR @ 108.208
 WACHOVIA CORP
 SR UNSECURED
 05.500% DUE 05/01/2013
 03-30-10 BANC/AMERICA SEC.LLC.MONTGOMERY
 03/25 SALE 15,000 PAR @ 109.903
 AUTOZONE INC
 NOTES
 06.500% DUE 01/15/2014
 03-30-10 BARCLAYS CAPITAL INC FIX INCOME
 03/23 SALE 35,000 PAR @ 108.9062
 USA TREASURY NOTES
 04.250% DUE 08/15/2014
 03-31-10 BARCLAYS CAPITAL INC FIX INCOME
 03/30 SALE 30,000 PAR @ 108.2773
 USA TREASURY NOTES
 04.250% DUE 08/15/2014
 03-31-10 BARCLAYS CAPITAL INC FIX INCOME
 03/30 SALE 125,000 PAR @ 96.496
 USA TREASURY NOTES
 02.375% DUE 03/31/2016
 04-07-10 BANC/AMERICA SEC.LLC.MONTGOMERY
 04/01 SALE 60,000 PAR @ 101.58
 BANK OF AMERICA CORP
 SUB NTS
 05.750% DUE 08/15/2016
 04-09-10 MATURITY PROCEEDS ON 150,000.000 PAR
 FEDERAL NATL MTG ASSN
 NOTES
 02.500% DUE 04/09/2010
 04-13-10 DEUTSCHE BANK ALEX BROWN
 04/09 SALE 125,000 PAR @ 107.9375
 USA TREASURY NOTES
 04.250% DUE 08/15/2014
 04-13-10 CITIGROUP GLOBAL MKTS INC
 04/09 SALE 50,000 PAR @ 101.414
 USA TREASURY BOND
 01.875% DUE 06/15/2012

-CODES-
 TRAN TAX INDV HISTORY
 085 830 0235 40788-00002
 03-29-10
 085 830 0773 40789-00001
 03-30-10
 085 830 9645 40789-00006
 03-30-10
 085 830 9645 40790-00004
 03-31-10
 085 830 9645 40790-00007
 03-31-10
 085 830 0773 40797-00001
 04-07-10
 085 829 40799-00002
 04-09-10
 085 830 9631 40803-00005
 04-13-10
 085 830 0418 40803-00007
 04-13-10

- C A S H -
 INCOME
 27,052.00
 16,485.45
 38,117.19
 32,483.20
 120,620.11
 60,948.00
 150,000.00
 134,921.87
 50,707.03

INVEST/UNITS
 22,769.25-
 25,000.000-
 16,553.40-
 15,000.000-
 38,348.63-
 35,000.000-
 32,858.46-
 30,000.000-
 122,137.96-
 125,000.000-
 52,990.20-
 60,000.000-
 150,081.00-
 150,000.000-
 136,910.24-
 125,000.000-
 50,240.95-
 50,000.000-

DATE 04/29/11
 TIME 10:20
 PAGE 0010

- T R A N S A C T I O N A N A L Y S I S / S U M M A R Y -
 01/01/10 THROUGH 12/31/10
 ACCOUNT 5878319 THOMAS W PANGBORN RESIDUE APIF

DATE	-TRANSACTION- DESCRIPTION	-CODES- TRAN TAX INDV	HISTORY	- C A S H - INCOME	PRINCIPAL	INVEST/UNITS
04-15-10	PRINCIPAL ON 1,390.48 PAR ACCRUED TO 04/15/10 PAYABLE 04/15/10 CNH EQUIPMENT TRUST SERIES 2007-B CLASS A3A 05.400% DUE 10/17/2011	085 828 9999	40805-00003 04-15-10		1,321.15	1,288.53- 1,321.150-
04-15-10	PRINCIPAL ON 63,529.80 PAR ACCRUED TO 03/31/10 PAYABLE 04/15/10 FEDERAL HOME LOAN MTG CORP GOLD POOL #G13222 04.500% DUE 06/01/2023	085 828 9999	40805-00007 04-15-10		1,302.52	1,249.20- 1,302.520-
04-15-10	PRINCIPAL ON 6,642.72 PAR ACCRUED TO 04/14/10 PAYABLE 04/15/10 HARLEY-DAVIDSON MOTORCYCLE TRUST SER 2007-2 CLASS A3 05.090% DUE 05/15/2012	085 828 9999	40805-00010 04-15-10		2,822.90	2,753.32- 2,822.900-
04-15-10	PRINCIPAL ON 20,537.55 PAR ACCRUED TO 04/15/10 PAYABLE 04/15/10 HYUNDAI AUTO REC TR SERIES 2007-A CLASS A3A 05.040% DUE 01/17/2012	085 828 9999	40805-00014 04-15-10		3,351.46	3,379.87- 3,351.460-
04-15-10	PRINCIPAL ON 63,420.40 PAR ACCRUED TO 04/15/10 PAYABLE 04/15/10 NISSAN AUTO RECEIVABLES OWNER TR SERIES 2008-B CLASS A3 04.460% DUE 04/16/2012	085 828 9999	40805-00020 04-15-10		6,011.80	6,011.43- 6,011.800-
04-19-10	PRINCIPAL ON 27,896.60 PAR ACCRUED TO 03/31/10 PAYABLE 04/16/10 CS FIRST BOSTON MORTGAGE SEC SERIES 2005-C3 CLASS A2 04.512% DUE 06/15/2010	085 828 9999	40809-00002 04-19-10		215.59	200.30- 215.590-
04-19-10	PRINCIPAL ON 21,081.17 PAR ACCRUED TO 04/01/10 PAYABLE 04/18/10 SALOMON BROTHERS MTG SEC VII SERIES 2000-C3 CLASS A2 06.592% DUE 10/18/2010	085 828 9999	40809-00004 04-19-10		2,400.27	2,345.89- 2,400.270-

- C A S H -
 INCOME

HISTORY

-CODES-
 TRAN TAX INDV

PRINCIPAL

INVEST/UNITS

DATE	DESCRIPTION	-CODES- TRAN TAX INDV	HISTORY	INCOME	PRINCIPAL	INVEST/UNITS
04-26-10	PRINCIPAL ON 58,664.32 PAR ACCRUED TO 03/31/10 PAYABLE 04/25/10 FEDERAL NATL MTG ASSN POOL #964078 05.000% DUE 07/01/2023	085 828 9999	40816-00003 04-26-10	1,998.51	1,998.51	1,967.60- 1,998.510-
04-26-10	PRINCIPAL ON 57,459.60 PAR ACCRUED TO 03/31/10 PAYABLE 04/25/10 FEDERAL NATL MTG ASSN POOL #964293 05.000% DUE 07/01/2023	085 828 9999	40816-00005 04-26-10	3,366.25	3,366.25	3,312.07- 3,366.250-
04-26-10	PRINCIPAL ON 63,659.92 PAR ACCRUED TO 03/31/10 PAYABLE 04/25/10 FEDERAL NATL MTG ASSN POOL #964357 05.000% DUE 07/01/2023	085 828 9999	40816-00007 04-26-10	328.03	328.03	322.75- 328.030-
04-26-10	PRINCIPAL ON 70,103.51 PAR ACCRUED TO 03/31/10 PAYABLE 04/25/10 FEDERAL NATL MTG ASSN POOL #975616 04.500% DUE 07/01/2023	085 828 9999	40816-00009 04-26-10	2,299.48	2,299.48	2,207.14- 2,299.480-
04-26-10	PRINCIPAL ON 64,505.49 PAR ACCRUED TO 03/31/10 PAYABLE 04/25/10 FEDERAL NATL MTG ASSN POOL #981644 04.500% DUE 06/01/2023	085 828 9999	40816-00011 04-26-10	1,137.11	1,137.11	1,090.92- 1,137.110-
04-27-10	BARCLAYS CAPITAL INC FIX INCOME 04/22 SALE 30,000 PAR @ 97.1953 USA TREASURY NOTES 02.375% DUE 03/31/2016	085 830 9645	40817-00003 04-27-10	29,158.59	29,158.59	29,313.11- 30,000.000-
04-28-10	CITIGROUP GLOBAL MKTS INC 04/23 SALE 195,000 PAR @ 108.1289 USA TREASURY NOTES 04.250% DUE 08/15/2014	085 830 0418	40818-00001 04-28-10	210,851.37	210,851.37	213,579.98- 195,000.000-
04-28-10	BARCLAYS CAPITAL INC FIX INCOME 04/23 SALE 75,000 PAR @ 96.7265 USA TREASURY NOTES 02.375% DUE 03/31/2016	085 830 9645	40818-00005 04-28-10	72,544.92	72,544.92	73,282.77- 75,000.000-

DATE	-TRANSACTION- DESCRIPTION	-CODES- TRAN TAX INDV	HISTORY	- C A S H - INCOME	PRINCIPAL	INVEST/UNITS
04-28-10	MORGAN STANLEY AND CO, INC 04/23 SALE 255,000 PAR @ 101.4726 USA TREASURY BOND 01.875% DUE 06/15/2012	085 830 0050	40818-00007 04-28-10	258,755.28		256,228.83- 255,000.000-
05-11-10	MORGAN STANLEY AND CO, INC 05/06 SALE 25,000 PAR @ 107.265 PRAXAIR INC NTS 04.375% DUE 03/31/2014	085 830 0050	40831-00004 05-11-10	26,816.25		24,921.00- 25,000.000-
05-13-10	BANC/AMERICA SEC.LLC.MONTGOMERY 05/10 SALE 10,000 PAR @ 99.761 DEUTSCHE BANK AG NOTES ISIN US2515A0U761 03.450% DUE 03/30/2015	085 830 0773	40833-00005 05-13-10	9,976.10		9,982.70- 10,000.000-
05-14-10	BANC/AMERICA SEC.LLC.MONTGOMERY 05/11 SALE 15,000 PAR @ 111.122 HASBRO INC SR UNSEC 06.125% DUE 05/15/2014	085 830 0773	40834-00003 05-14-10	16,668.30		14,989.65- 15,000.000-
05-17-10	BANC/AMERICA SEC.LLC.MONTGOMERY 05/12 SALE 10,000 PAR @ 113.637 BANK OF AMERICA CORP SR NTS 07.625% DUE 06/01/2019	085 830 0773	40837-00003 05-17-10	11,363.70		9,924.40- 10,000.000-
05-17-10	WALL STREET ACCESS 05/12 SALE 40,000 PAR @ 101.91 BERKSHIRE HATHWAY INC SR UNSEC 03.200% DUE 02/11/2015	085 830 8906	40837-00006 05-17-10	40,764.00		39,966.80- 40,000.000-
05-17-10	REMOVE FRACTIONAL UNITS CNH EQUIPMENT TRUST SERIES 2007-B CLASS A3A 05.400% DUE 10/17/2011	081 830 00-0000	40837-00010 05-17-10	.01		
05-17-10	PRINCIPAL ON 69.34 PAR ACCRUED TO 05/15/10 PAYABLE 05/15/10 CNH EQUIPMENT TRUST SERIES 2007-B CLASS A3A 05.400% DUE 10/17/2011	085 828 9999	40837-00011 05-17-10	69.33		67.62- 69.330-

DATE	DESCRIPTION	-TRANSACTION-	-CODES-	HISTORY	INCOME	PRINCIPAL	INVEST/UNITS
		DESCRIPTION	TRAN TAX INDV				
05-17-10	PRINCIPAL ON 27,681.02 PAR ACCRUED TO 04/30/10 PAYABLE 05/17/10 CS FIRST BOSTON MORTGAGE SEC SERIES 2005-C3 CLASS A2 04.512% DUE 06/15/2010		085 828	9999 40837-00016 05-17-10		230.65	214.29- 230.650-
05-17-10	PRINCIPAL ON 62,227.28 PAR ACCRUED TO 04/30/10 PAYABLE 05/15/10 FEDERAL HOME LOAN MTG CORP GOLD POOL #G13222 04.500% DUE 06/01/2023		085 828	9999 40837-00018 05-17-10		914.49	877.05- 914.490-
05-17-10	BANC/AMERICA SEC.LLC.MONTGOMERY 05/12 SALE 20,000 PAR @ 103.248 GENERAL ELEC CAP CORP SR UNSEC 05.500% DUE 01/08/2020		085 830	0773 40837-00020 05-17-10		20,649.60	19,931.60- 20,000.000-
05-17-10	PRINCIPAL ON 3,819.82 PAR ACCRUED TO 05/14/10 PAYABLE 05/15/10 HARLEY-DAVIDSON MOTORCYCLE TRUST SER 2007-2 CLASS A3 05.090% DUE 05/15/2012		085 828	9999 40837-00023 05-17-10		2,570.48	2,507.12- 2,570.480-
05-17-10	PRINCIPAL ON 17,186.09 PAR ACCRUED TO 05/15/10 PAYABLE 05/15/10 HYUNDAI AUTO REC TR SERIES 2007-A CLASS A3A 05.040% DUE 01/17/2012		085 828	9999 40837-00027 05-17-10		2,989.58	3,014.92- 2,989.580-
05-17-10	UBS SECURITIES LLC 05/12 SALE 40,000 PAR @ 100.89 KFW ISIN US500769DK78 SEDOL B53WK74 02.750% DUE 10/21/2014		085 830	0642 40837-00031 05-17-10		40,356.00	39,994.40- 40,000.000-
05-17-10	PRINCIPAL ON 57,408.60 PAR ACCRUED TO 05/15/10 PAYABLE 05/15/10 NISSAN AUTO RECEIVABLES OWNER TR SERIES 2008-B CLASS A3 04.460% DUE 04/16/2012		085 828	9999 40837-00037 05-17-10		5,276.70	5,276.37- 5,276.700-

05-18-10 BNY CAPITAL MARKETS, INC.
 05/13 SALE 30,000 PAR @ 107.483
 AVON PRODUCTS INC
 BONDS
 04.800% DUE 03/01/2013

05-18-10 WALL STREET ACCESS
 05/13 SALE 25,000 PAR @ 110.687
 AVON PRODUCTS INC
 SR UNSEC
 05.625% DUE 03/01/2014

05-18-10 MORGAN STANLEY AND CO, INC
 05/13 SALE 35,000 PAR @ 108.801
 EI DUPONT DE NEMOURS
 SR NTS
 04.750% DUE 03/15/2015

05-18-10 CHASE SECURITIES INC
 05/13 SALE 10,000 PAR @ 107.368
 PRAXAIR INC
 NTS
 04.375% DUE 03/31/2014

05-18-10 PRINCIPAL ON 18,680.91 PAR
 ACCRUED TO 05/01/10 PAYABLE 05/18/10
 SALOMON BROTHERS MTG SEC V11
 SERIES 2000-C3 CLASS A2
 06.592% DUE 10/18/2010

05-18-10 CHASE SECURITIES INC
 05/13 SALE 40,000 PAR @ 108.327
 3M COMPANY
 NTS
 04.375% DUE 08/15/2013

05-19-10 JP MORGAN CLEARING CORP
 05/14 SALE 50,000 PAR @ 106.648
 BANK OF NEW YORK MELLON
 NTS
 04.300% DUE 05/15/2014

05-19-10 PRINCIPAL ON 65,000.00 PAR
 ACCRUED TO 05/14/10 PAYABLE 05/15/10
 HYUNDAI AUTO RECEIVABLES TRUST
 SERIES 2008-A CLASS A3
 04.930% DUE 12/17/2012

DATE	-TRANSACTION- DESCRIPTION	-CODES- TRAN TAX INDV	HISTORY	INCOME	PRINCIPAL	INVEST/UNITS
05-18-10	BNY CAPITAL MARKETS, INC. 05/13 SALE 30,000 PAR @ 107.483 AVON PRODUCTS INC BONDS 04.800% DUE 03/01/2013	085 830	9520 40838-00001 05-18-10		32,244.90	27,396.00- 30,000.000-
05-18-10	WALL STREET ACCESS 05/13 SALE 25,000 PAR @ 110.687 AVON PRODUCTS INC SR UNSEC 05.625% DUE 03/01/2014	085 830	8906 40838-00003 05-18-10		27,671.75	24,863.75- 25,000.000-
05-18-10	MORGAN STANLEY AND CO, INC 05/13 SALE 35,000 PAR @ 108.801 EI DUPONT DE NEMOURS SR NTS 04.750% DUE 03/15/2015	085 830	0050 40838-00005 05-18-10		38,080.35	34,899.90- 35,000.000-
05-18-10	CHASE SECURITIES INC 05/13 SALE 10,000 PAR @ 107.368 PRAXAIR INC NTS 04.375% DUE 03/31/2014	085 830	9644 40838-00007 05-18-10		10,736.80	9,968.40- 10,000.000-
05-18-10	PRINCIPAL ON 18,680.91 PAR ACCRUED TO 05/01/10 PAYABLE 05/18/10 SALOMON BROTHERS MTG SEC V11 SERIES 2000-C3 CLASS A2 06.592% DUE 10/18/2010	085 828	9999 40838-00010 05-18-10		2,718.80	2,657.20- 2,718.800-
05-18-10	CHASE SECURITIES INC 05/13 SALE 40,000 PAR @ 108.327 3M COMPANY NTS 04.375% DUE 08/15/2013	085 830	9644 40838-00011 05-18-10		43,330.80	39,929.60- 40,000.000-
05-19-10	JP MORGAN CLEARING CORP 05/14 SALE 50,000 PAR @ 106.648 BANK OF NEW YORK MELLON NTS 04.300% DUE 05/15/2014	085 830	0352 40839-00001 05-19-10		53,324.00	49,984.00- 50,000.000-
05-19-10	PRINCIPAL ON 65,000.00 PAR ACCRUED TO 05/14/10 PAYABLE 05/15/10 HYUNDAI AUTO RECEIVABLES TRUST SERIES 2008-A CLASS A3 04.930% DUE 12/17/2012	085 828	9999 40839-00003 05-19-10		1,001.56	1,001.40- 1,001.560-

DATE	-TRANSACTION- DESCRIPTION	-CODES- TRAN TAX INDV	HISTORY	INCOME	PRINCIPAL	INVEST/UNITS
05-19-10	FTN FINANCIAL SECURITIES 05/14 SALE 25,000 PAR @ 110.585 NEWS AMERICA INC NTS SERIES W1 05.300% DUE 12/15/2014	085 830 0202	40839-00004 05-19-10		27,646.25	23,198.75- 25,000.000-
05-19-10	KEYBANC CAPITAL MARKETS INC. 05/14 SALE 30,000 PAR @ 111.19 NORTHERN TRUST CORP SR NOTES 05.500% DUE 08/15/2013	085 830 0799	40839-00006 05-19-10		33,357.00	29,883.30- 30,000.000-
05-19-10	BANC/AMERICA SEC.LLC.MONTGOMERY 05/14 SALE 25,000 PAR @ 122.649 STAPLES INC SR UNSEC 09.750% DUE 01/15/2014	085 830 0773	40839-00008 05-19-10		30,662.25	30,570.25- 25,000.000-
05-21-10	FTN FINANCIAL SECURITIES 05/18 SALE 115,000 PAR @ 103.9375 GREENWICH CAPITAL COMMERCIAL SERIES 2004-GG1 CLASS A6 05.135% DUE 06/10/2036	085 830 0202	40841-00001 05-21-10		119,528.13	113,602.93- 115,000.000-
05-25-10	PRINCIPAL ON 190,533.16 PAR ACCRUED TO 04/30/10 PAYABLE 05/25/10 FEDERAL NATL MTG ASSN POOL #888223 05.500% DUE 01/01/2036	085 828 9999	40845-00002 05-25-10		4,017.24	4,231.28- 4,017.240-
05-25-10	PRINCIPAL ON 56,665.81 PAR ACCRUED TO 04/30/10 PAYABLE 05/25/10 FEDERAL NATL MTG ASSN POOL #964078 05.000% DUE 07/01/2023	085 828 9999	40845-00004 05-25-10		727.09	715.84- 727.090-
05-25-10	PRINCIPAL ON 54,093.35 PAR ACCRUED TO 04/30/10 PAYABLE 05/25/10 FEDERAL NATL MTG ASSN POOL #964293 05.000% DUE 07/01/2023	085 828 9999	40845-00006 05-25-10		3,211.03	3,159.35- 3,211.030-

- T R A N S A C T I O N A N A L Y S I S / S U M M A R Y -
 01/01/10 THROUGH 12/31/10
 ACCOUNT 5878319 THOMAS W PANGBORN RESIDUE APIF

BANK 21
 REGION 46
 OFFICE 573

DATE	-TRANSACTION- DESCRIPTION	-CODES- TRAN TAX INDV	HISTORY	- C A S H - INCOME	PRINCIPAL	INVEST/UNITS
05-25-10	PRINCIPAL ON 63,331.89 PAR ACCRUED TO 04/30/10 PAYABLE 05/25/10 FEDERAL NATL MTG ASSN POOL #964357 05.000% DUE 07/01/2023	085 828	9999 40845-00008 05-25-10		323.51	318.30- 323.510-
05-25-10	PRINCIPAL ON 67,804.04 PAR ACCRUED TO 04/30/10 PAYABLE 05/25/10 FEDERAL NATL MTG ASSN POOL #975616 04.500% DUE 07/01/2023	085 828	9999 40845-00010 05-25-10		1,528.89	1,467.50- 1,528.890-
05-25-10	PRINCIPAL ON 63,368.38 PAR ACCRUED TO 04/30/10 PAYABLE 05/25/10 FEDERAL NATL MTG ASSN POOL #981644 04.500% DUE 06/01/2023	085 828	9999 40845-00012 05-25-10		2,074.21	1,989.95- 2,074.210-
05-25-10	PRINCIPAL ON 144,814.88 PAR ACCRUED TO 04/30/10 PAYABLE 05/25/10 FEDERAL NATL MTG ASSN POOL # AA9347 05.000% DUE 08/01/2039	085 828	9999 40845-00014 05-25-10		928.40	958.72- 928.400-
06-03-10	BARCLAYS CAPITAL INC FIX INCOME 05/26 SALE 30,000 PAR @ 101.4921 USA TREASURY NOTES 03.375% DUE 11/15/2019	085 830	9645 40854-00003 06-03-10		30,447.66	29,063.42- 30,000.000-
06-09-10	CREDIT SUISSE FIRST BOSTON LLC 06/04 SALE 55,000 PAR @ 110.483 INGERSOLL RAND GL HLD CO COMP GUAR 06.000% DUE 08/15/2013	085 830	0355 40860-00002 06-09-10		60,765.65	54,976.35- 55,000.000-
06-15-10	PRINCIPAL ON 20,000.00 PAR ACCRUED TO 06/15/10 PAYABLE 06/15/10 CNH EQUIPMENT TRUST SERIES 2009-A CLASS A3 05.280% DUE 11/15/2012	085 828	9999 40866-00002 06-15-10		923.97	923.91- 923.970-

DATE	-TRANSACTION- DESCRIPTION	-CODES- TRAN TAX INDV	HISTORY	INCOME	PRINCIPAL	INVEST/UNITS
06-15-10	PRINCIPAL ON 61,312.79 PAR ACCRUED TO 05/31/10 PAYABLE 06/15/10 FEDERAL HOME LOAN MTG CORP GOLD POOL #G13222 04.500% DUE 06/01/2023	085 828 9999	40866-00008 06-15-10	1,349.57	1,349.57	1,294.32- 1,349.570-
06-15-10	REMOVE FRACTIONAL UNITS HARLEY-DAVIDSON MOTORCYCLE TRUST SER 2007-2 CLASS A3 05.090% DUE 05/15/2012	081 830 00-0000	40866-00012 06-15-10	.02		
06-15-10	PRINCIPAL ON 1,249.34 PAR ACCRUED TO 06/14/10 PAYABLE 06/15/10 HARLEY-DAVIDSON MOTORCYCLE TRUST SER 2007-2 CLASS A3 05.090% DUE 05/15/2012	085 828 9999	40866-00013 06-15-10	1,249.32	1,249.32	1,218.53- 1,249.320-
06-15-10	PRINCIPAL ON 14,196.51 PAR ACCRUED TO 06/15/10 PAYABLE 06/15/10 HYUNDAI AUTO REC TR SERIES 2007-A CLASS A3A 05.040% DUE 01/17/2012	085 828 9999	40866-00017 06-15-10	2,773.16	2,773.16	2,796.67- 2,773.160-
06-15-10	PRINCIPAL ON 63,998.44 PAR ACCRUED TO 06/14/10 PAYABLE 06/15/10 HYUNDAI AUTO RECEIVABLES TRUST SERIES 2008-A CLASS A3 04.930% DUE 12/17/2012	085 828 9999	40866-00019 06-15-10	4,028.85	4,028.85	4,028.19- 4,028.850-
06-15-10	PRINCIPAL ON 35,000.00 PAR ACCRUED TO 06/15/10 PAYABLE 06/15/10 MERCEDES BENZ AUTO REC SERIES 2009-1 CLASS A2 00.830% DUE 03/15/2012	085 828 9999	40866-00024 06-15-10	480.44	480.44	480.41- 480.440-
06-15-10	PRINCIPAL ON 52,131.90 PAR ACCRUED TO 06/15/10 PAYABLE 06/15/10 NISSAN AUTO RECEIVABLES OWNER TR SERIES 2008-B CLASS A3 04.460% DUE 04/16/2012	085 828 9999	40866-00027 06-15-10	4,829.48	4,829.48	4,829.18- 4,829.480-

DATE	-TRANSACTION- DESCRIPTION	-CODES- TRAN TAX INDV	HISTORY	- C A S H - INCOME	PRINCIPAL	INVEST/UNITS
06-16-10	PRINCIPAL ON 100,000.00 PAR ACCRUED TO 06/01/10 PAYABLE 06/15/10 GE CAPITAL CREDIT CARD MASTER NT SER 2007-3 CLASS A2 05.400% DUE 06/15/2013	085 828	9999 40867-00001 06-16-10		100,000.00	102,777.34- 100,000.000-
06-17-10	MORGAN STANLEY AND CO, INC 06/14 SALE 65,000 PAR @ 100.1818 JPMORGAN CHASE & CO FDIC GTD VAR% DUE 04/01/2011	085 830	0050 40868-00001 06-17-10		65,118.17	65,000.00- 65,000.000-
06-18-10	PRINCIPAL ON 27,450.37 PAR ACCRUED TO 05/31/10 PAYABLE 06/17/10 CS FIRST BOSTON MORTGAGE SEC SERIES 2005-C3 CLASS A2 04.512% DUE 07/15/2037	085 828	9999 40869-00003 06-18-10		1,298.17	1,206.08- 1,298.170-
06-18-10	PRINCIPAL ON 15,962.11 PAR ACCRUED TO 06/01/10 PAYABLE 06/18/10 SALOMON BROTHERS MTG SEC V11 SERIES 2000-C3 CLASS A2 06.592% DUE 10/18/2010	085 828	9999 40869-00005 06-18-10		5,304.82	5,184.63- 5,304.820-
06-22-10	STIFEL NICOLAUS & CO INC 06/17 SALE 40,000 PAR @ 108.925 CATERPILLAR FIN SERV CORP SR UNSEC SERIES MTN 04.900% DUE 08/15/2013	085 830	0793 40873-00002 06-22-10		43,570.00	39,966.40- 40,000.000-
06-24-10	CITIGROUP GLOBAL MKTS INC 06/17 SALE 50,000 PAR @ 100.9375 USA TREASURY NOTES 01.375% DUE 01/15/2013	085 830	0418 40875-00003 06-24-10		50,468.68	50,080.28- 50,000.000-
06-25-10	PRINCIPAL ON 186,515.92 PAR ACCRUED TO 05/31/10 PAYABLE 06/25/10 FEDERAL NATL MTG ASSN POOL #888223 05.500% DUE 01/01/2036	085 828	9999 40876-00002 06-25-10		11,982.72	12,621.17- 11,982.720-

DATE	DESCRIPTION	-CODES- TRAN TAX INDV	HISTORY	INCOME	PRINCIPAL	INVEST/UNITS
06-25-10	PRINCIPAL ON 55,938.73 PAR ACCRUED TO 05/31/10 PAYABLE 06/25/10 FEDERAL NATL MTG ASSN POOL #964078 05.000% DUE 07/01/2023	085 828 9999	40876-00004 06-25-10		2,288.89	2,253.48- 2,288.890-
06-25-10	PRINCIPAL ON 50,882.32 PAR ACCRUED TO 05/31/10 PAYABLE 06/25/10 FEDERAL NATL MTG ASSN POOL #964293 05.000% DUE 07/01/2023	085 828 9999	40876-00006 06-25-10		262.38	258.16- 262.380-
06-25-10	PRINCIPAL ON 63,008.38 PAR ACCRUED TO 05/31/10 PAYABLE 06/25/10 FEDERAL NATL MTG ASSN POOL #964357 05.000% DUE 07/01/2023	085 828 9999	40876-00008 06-25-10		3,732.61	3,672.54- 3,732.610-
06-25-10	PRINCIPAL ON 66,275.14 PAR ACCRUED TO 05/31/10 PAYABLE 06/25/10 FEDERAL NATL MTG ASSN POOL #975616 04.500% DUE 07/01/2023	085 828 9999	40876-00010 06-25-10		1,155.92	1,109.50- 1,155.920-
06-25-10	PRINCIPAL ON 61,294.17 PAR ACCRUED TO 05/31/10 PAYABLE 06/25/10 FEDERAL NATL MTG ASSN POOL #981644 04.500% DUE 06/01/2023	085 828 9999	40876-00012 06-25-10		1,968.16	1,888.20- 1,968.160-
06-25-10	PRINCIPAL ON 143,886.48 PAR ACCRUED TO 05/31/10 PAYABLE 06/25/10 FEDERAL NATL MTG ASSN POOL # AA9347 05.000% DUE 08/01/2039	085 828 9999	40876-00014 06-25-10		859.33	887.39- 859.330-
07-08-10	BARCLAYS CAPITAL INC FIX INCOME 06/30 SALE 35,000 PAR @ 99.6992 USA TREASURY NOTES 02.750% DUE 02/15/2019	085 830 9645	40889-00002 07-08-10		34,894.73	33,206.54- 35,000.000-

- T R A N S A C T I O N A N A L Y S I S / S U M M A R Y -
 01/01/10 THROUGH 12/31/10
 ACCOUNT 5878319 THOMAS W PANGBORN RESIDUE AP IF

INCOME	- C A S H -	PRINCIPAL	INVEST/UNITS
07-09-10	BARCLAYS CAPITAL INC FIX INCOME 07/06 SALE 15,000 PAR @ 103.582 USA TREASURY NOTES 03.375% DUE 11/15/2019	15,537.30	14,531.71- 15,000,000-
07-12-10	WELLS FARGO SECURITIES 07/07 SALE 55,000 PAR @ 112.55 TIME WARNER INC NTS 05.875% DUE 11/15/2016	61,902.50	52,288.50- 55,000,000-
07-15-10	PRINCIPAL ON 19,076.03 PAR ACCRUED TO 07/15/10 PAYABLE 07/15/10 CNH EQUIPMENT TRUST SERIES 2009-A CLASS A3 05.280% DUE 11/15/2012	1,231.98	1,231.90- 1,231,980-
07-15-10	PRINCIPAL ON 59,963.22 PAR ACCRUED TO 06/30/10 PAYABLE 07/15/10 FEDERAL HOME LOAN MTG CORP GOLD POOL #G13222 04.500% DUE 06/01/2023	1,982.53	1,901.37- 1,982,530-
07-15-10	PRINCIPAL ON 11,423.36 PAR ACCRUED TO 07/15/10 PAYABLE 07/15/10 HYUNDAI AUTO REC TR SERIES 2007-A CLASS A3A 05.040% DUE 01/17/2012	2,817.41	2,841.29- 2,817,410-
07-15-10	PRINCIPAL ON 59,969.59 PAR ACCRUED TO 07/14/10 PAYABLE 07/15/10 HYUNDAI AUTO RECEIVABLES TRUST SERIES 2008-A CLASS A3 04.930% DUE 12/17/2012	3,972.34	3,971.69- 3,972,340-
07-15-10	PRINCIPAL ON 34,519.56 PAR ACCRUED TO 07/15/10 PAYABLE 07/15/10 MERCEDES BENZ AUTO REC SERIES 2009-1 CLASS A2 00.830% DUE 03/15/2012	3,861.30	3,861.05- 3,861,300-

-CODES-
 TRAN TAX INDV

HISTORY

085 830 9645 40890-00002
 07-09-10

085 830 0250 40893-00001
 07-12-10

085 828 9999 40896-00004
 07-15-10

085 828 9999 40896-00009
 07-15-10

085 828 9999 40896-00013
 07-15-10

085 828 9999 40896-00015
 07-15-10

085 828 9999 40896-00019
 07-15-10

- T R A N S A C T I O N A N A L Y S I S / S U M M A R Y -
 01/01/10 THROUGH 12/31/10
 ACCOUNT 5878319 THOMAS W PANGBORN RESIDUE A P I F

BANK 21
 REGION 46
 OFFICE 573

DATE	-TRANSACTION- DESCRIPTION	-CODES- TRAN TAX INDV	HISTORY	- C A S H - INCOME	PRINCIPAL	INVEST/UNITS
07-15-10	PRINCIPAL ON 47,302.43 PAR ACCRUED TO 07/15/10 PAYABLE 07/15/10 NISSAN AUTO RECEIVABLES OWNER TR SERIES 2008-B CLASS A3 04.460% DUE 04/16/2012	085 828 9999	40896-00021 07-15-10	5,189.13	5,189.13	5,188.81- 5,189.130-
07-15-10	PRINCIPAL ON 35,000.00 PAR ACCRUED TO 07/15/10 PAYABLE 07/15/10 USAA AUTO OWNER TRUST SERIES 2009-1 CLASS A3 03.020% DUE 06/17/2013	085 828 9999	40896-00024 07-15-10	2,424.61	2,424.61	2,424.15- 2,424.610-
07-16-10	PRINCIPAL ON 26,152.20 PAR ACCRUED TO 06/30/10 PAYABLE 07/16/10 CS FIRST BOSTON MORTGAGE SEC SERIES 2005-C3 CLASS A2 04.512% DUE 07/15/2037	085 828 9999	40897-00002 07-16-10	39.40	39.40	36.61- 39.400-
10-29-10	REVERSE ENTRY DATED 07/16/10 DUE TO PRINCIPAL ANNOUNCED IN ERROR CS FIRST BOSTON MORTGAGE SEC SERIES 2005-C3 CLASS A2 04.512% DUE 07/15/2037	084 828 9999	40897-00002 10-29-10	39.40-	39.40-	36.61 39.400
07-19-10	WALL STREET ACCESS 07/14 SALE 25,000 PAR @ 110.474 BANK OF AMERICA CORP SR NTS 06.500% DUE 08/01/2016	085 830 8906	40900-00001 07-19-10	27,618.50	27,618.50	26,383.45- 25,000.000-
07-19-10	MORGAN STANLEY AND CO, INC 07/16 SALE 75,000 PAR @ 101.23 FEDERAL NATL MTG ASSN NTS CALL 03/23/11 @ 100 02.375% DUE 03/23/2012	085 830 0050	40900-00003 07-19-10	75,922.50	75,922.50	76,117.50- 75,000.000-
07-19-10	PRINCIPAL ON 10,657.28 PAR ACCRUED TO 07/01/10 PAYABLE 07/18/10 SALOMON BROTHERS MTG SEC VII SERIES 2000-C3 CLASS A2 06.592% DUE 10/18/2010	085 828 9999	40900-00008 07-19-10	2,800.58	2,800.58	2,737.13- 2,800.580-

DATE	-TRANSACTION- DESCRIPTION	-CODES- TRAN TAX INDV	HISTORY	- C A S H - INCOME	PRINCIPAL	INVEST/UNITS
07-19-10	BARCLAYS CAPITAL INC FIX INCOME 07/16 SALE 85,000 PAR @ 99.7539 USA TREASURY NOTES 02.750% DUE 02/15/2019	085 830	9645 40900-00009 07-19-10	84,790.82	84,790.82	80,644.45- 85,000.000-
07-19-10	BARCLAYS CAPITAL INC FIX INCOME 07/16 SALE 25,000 PAR @ 103.4218 USA TREASURY NOTES 03.375% DUE 11/15/2019	085 830	9645 40900-00011 07-19-10	25,855.47	25,855.47	24,219.52- 25,000.000-
07-20-10	CHASE SECURITIES INC 07/15 SALE 30,000 PAR @ 123.57 NATIONAL FUEL GAS CO NTS 08.750% DUE 05/01/2019	085 830	9644 40901-00003 07-20-10	37,071.00	37,071.00	33,192.60- 30,000.000-
07-20-10	DEUTSCHE BANK ALEX BROWN 07/15 SALE 15,000 PAR @ 111.332 USA TREASURY NOTES 04.250% DUE 08/15/2014	085 830	9631 40901-00005 07-20-10	16,699.80	16,699.80	16,429.23- 15,000.000-
07-20-10	FTN FINANCIAL SECURITIES 07/15 SALE 45,000 PAR @ 101.6679 USA TREASURY NOTES 02.375% DUE 03/31/2016	085 830	0202 40901-00009 07-20-10	45,750.59	45,750.59	43,969.66- 45,000.000-
07-21-10	DEUTSCHE BANK ALEX BROWN 07/16 SALE 15,000 PAR @ 101.8984 USA TREASURY NOTES 02.375% DUE 03/31/2016	085 830	9631 40902-00004 07-21-10	15,284.77	15,284.77	14,656.56- 15,000.000-
07-26-10	PRINCIPAL ON 174,533.20 PAR ACCRUED TO 06/30/10 PAYABLE 07/25/10 FEDERAL NATL MTG ASSN POOL #888223 05.500% DUE 01/01/2036	085 828	9999 40907-00002 07-26-10	3,728.04	3,728.04	3,926.68- 3,728.040-
07-26-10	PRINCIPAL ON 53,649.84 PAR ACCRUED TO 06/30/10 PAYABLE 07/25/10 FEDERAL NATL MTG ASSN POOL #964078 05.000% DUE 07/01/2023	085 828	9999 40907-00004 07-26-10	890.70	890.70	876.92- 890.700-

- TRANSACTION-
 DESCRIPTION
 DATE

07-26-10 PRINCIPAL ON 50,619.94 PAR
 ACCRUED TO 06/30/10 PAYABLE 07/25/10
 FEDERAL NATL MTG ASSN
 POOL #964293
 05.000% DUE 07/01/2023

07-26-10 PRINCIPAL ON 59,275.77 PAR
 ACCRUED TO 06/30/10 PAYABLE 07/25/10
 FEDERAL NATL MTG ASSN
 POOL #964357
 05.000% DUE 07/01/2023

07-26-10 PRINCIPAL ON 65,119.22 PAR
 ACCRUED TO 06/30/10 PAYABLE 07/25/10
 FEDERAL NATL MTG ASSN
 POOL #975616
 04.500% DUE 07/01/2023

07-26-10 PRINCIPAL ON 59,326.01 PAR
 ACCRUED TO 06/30/10 PAYABLE 07/25/10
 FEDERAL NATL MTG ASSN
 POOL #981644
 04.500% DUE 06/01/2023

07-26-10 PRINCIPAL ON 143,027.15 PAR
 ACCRUED TO 06/30/10 PAYABLE 07/25/10
 FEDERAL NATL MTG ASSN
 POOL # AA9347
 05.000% DUE 08/01/2039

07-27-10 DEUTSCHE BANK ALEX BROWN
 07/27 SALE 10,000 PAR @ 114.2897
 FEDERAL NATL MTG ASSN
 NTS
 05.000% DUE 02/13/2017

07-27-10 DEUTSCHE BANK ALEX BROWN
 07/22 SALE 20,000 PAR @ 111.5585
 USA TREASURY NOTES
 04.250% DUE 08/15/2014

- T R A N S A C T I O N A N A L Y S I S / S U M M A R Y -
 01/01/10 THROUGH 12/31/10
 ACCOUNT 5878319 THOMAS W PANGBORN RESIDUE APIF

DATE	TRANSACTION-DESCRIPTION	-CODES- TRAN TAX INDV	HISTORY	INCOME	C A S H - PRINCIPAL	INVEST/UNITS
07-26-10	PRINCIPAL ON 50,619.94 PAR ACCRUED TO 06/30/10 PAYABLE 07/25/10 FEDERAL NATL MTG ASSN POOL #964293 05.000% DUE 07/01/2023	085 828	9999 40907-00006 07-26-10		1,243.75	1,223.73- 1,243.750-
07-26-10	PRINCIPAL ON 59,275.77 PAR ACCRUED TO 06/30/10 PAYABLE 07/25/10 FEDERAL NATL MTG ASSN POOL #964357 05.000% DUE 07/01/2023	085 828	9999 40907-00008 07-26-10		2,166.79	2,131.92- 2,166.790-
07-26-10	PRINCIPAL ON 65,119.22 PAR ACCRUED TO 06/30/10 PAYABLE 07/25/10 FEDERAL NATL MTG ASSN POOL #975616 04.500% DUE 07/01/2023	085 828	9999 40907-00010 07-26-10		1,779.57	1,708.11- 1,779.570-
07-26-10	PRINCIPAL ON 59,326.01 PAR ACCRUED TO 06/30/10 PAYABLE 07/25/10 FEDERAL NATL MTG ASSN POOL #981644 04.500% DUE 06/01/2023	085 828	9999 40907-00012 07-26-10		407.67	391.11- 407.670-
07-26-10	PRINCIPAL ON 143,027.15 PAR ACCRUED TO 06/30/10 PAYABLE 07/25/10 FEDERAL NATL MTG ASSN POOL # AA9347 05.000% DUE 08/01/2039	085 828	9999 40907-00014 07-26-10		1,303.77	1,346.35- 1,303.770-
07-27-10	DEUTSCHE BANK ALEX BROWN 07/27 SALE 10,000 PAR @ 114.2897 FEDERAL NATL MTG ASSN NTS 05.000% DUE 02/13/2017	085 830	9631 40908-00003 07-27-10		11,428.97	9,983.23- 10,000.000-
07-27-10	DEUTSCHE BANK ALEX BROWN 07/22 SALE 20,000 PAR @ 111.5585 USA TREASURY NOTES 04.250% DUE 08/15/2014	085 830	9631 40908-00005 07-27-10		22,311.72	21,905.64- 20,000.000-

DATE	DESCRIPTION	-TRANSACTION-	-CODES-	HISTORY	INCOME	PRINCIPAL	INVEST/UNITS
			TRAN TAX INDV				
07-27-10	GREENWICH CAPITAL MARKETS 07/26 SALE 5,000 PAR @ 102.832 USA TREASURY NOTES 02.250% DUE 01/31/2015		085 830 0604	40908-00007 07-27-10	5,141.60	5,036.18- 5,000.000-	
07-29-10	DEUTSCHE BANK ALEX BROWN 07/26 SALE 15,000 PAR @ 111.3789 USA TREASURY NOTES 04.250% DUE 08/15/2014		085 830 9631	40910-00005 07-29-10	16,706.84	16,429.23- 15,000.000-	
07-29-10	GREENWICH CAPITAL MARKETS 07/26 SALE 5,000 PAR @ 102.7929 USA TREASURY NOTES 02.250% DUE 01/31/2015		085 830 0604	40910-00007 07-29-10	5,139.65	5,036.18- 5,000.000-	
07-30-10	DEUTSCHE BANK ALEX BROWN 07/27 SALE 5,000 PAR @ 114.2364 FEDERAL NATL MTG ASSN NTS 05.000% DUE 02/13/2017		085 830 9631	40911-00005 07-30-10	5,711.82	4,991.62- 5,000.000-	
07-30-10	BARCLAYS CAPITAL INC FIX INCOME 07/27 SALE 30,000 PAR @ 114.1465 FEDERAL NATL MTG ASSN NTS 05.000% DUE 02/13/2017		085 830 9645	40911-00007 07-30-10	34,243.95	29,949.69- 30,000.000-	
07-30-10	DEUTSCHE BANK ALEX BROWN 07/27 SALE 10,000 PAR @ 104.7688 FEDERAL HOME LOAN MTG CORP NTS 03.750% DUE 03/27/2019		085 830 9631	40911-00009 07-30-10	10,476.88	9,972.70- 10,000.000-	
08-03-10	CHASE SECURITIES INC 07/29 SALE 25,000 PAR @ 104.821 ENBRIDGE ENERGY PARTNERS SR UNSEC 05.200% DUE 03/15/2020		085 830 9644	40915-00003 08-03-10	26,205.25	24,989.75- 25,000.000-	
08-03-10	DEUTSCHE BANK ALEX BROWN 07/29 SALE 15,000 PAR @ 102.0507 USA TREASURY NOTES 02.375% DUE 03/31/2016		085 830 9631	40915-00007 08-03-10	15,307.62	14,656.55- 15,000.000-	
08-04-10	DEUTSCHE BANK ALEX BROWN 07/30 SALE 30,000 PAR @ 115.3043 FEDERAL NATL MTG ASSN NTS 05.000% DUE 02/13/2017		085 830 9631	40916-00003 08-04-10	34,591.29	29,949.69- 30,000.000-	

DATE	-TRANSACTION- DESCRIPTION	-CODES- TRAN TAX INDV	HISTORY	- C A S H - INCOME	PRINCIPAL	INVEST/UNITS
08-04-10	DEUTSCHE BANK ALEX BROWN 07/30 SALE 30,000 PAR @ 102.3789 USA TREASURY NOTES 02.375% DUE 03/31/2016	085 830	9631 40916-00007 08-04-10	30,713.67	29,313.11- 30,000.000-	
08-06-10	FTN FINANCIAL SECURITIES 08/03 SALE 65,000 PAR @ 109.615 METLIFE INC NOTES 05.000% DUE 06/15/2015	085 830	0202 40918-00001 08-06-10	71,249.75	61,841.00- 65,000.000-	
08-09-10	BNP PARIBAS SEC CORP 08/04 SALE 25,000 PAR @ 115.552 FEDERAL NATL MTG ASSN NTS 05.000% DUE 02/13/2017	085 830	9010 40921-00002 08-09-10	28,888.00	24,958.07- 25,000.000-	
08-09-10	UBS SECURITIES LLC 08/04 SALE 10,000 PAR @ 115.4685 FEDERAL NATL MTG ASSN NTS 05.000% DUE 02/13/2017	085 830	0642 40921-00004 08-09-10	11,546.85	9,983.23- 10,000.000-	
08-09-10	BANC/AMERICA SEC.LLC.MONTGOMERY 08/04 SALE 10,000 PAR @ 102.139 TIME WARNER INC CO GUARNT 03.150% DUE 07/15/2015	085 830	0773 40921-00010 08-09-10	10,213.90	9,988.10- 10,000.000-	
08-10-10	BARCLAYS CAPITAL INC FIX INCOME 08/05 SALE 30,000 PAR @ 101.6171 USA TREASURY NOTES 01.375% DUE 01/15/2013	085 830	9645 40922-00004 08-10-10	30,485.16	30,048.17- 30,000.000-	
08-12-10	MORGAN STANLEY AND CO, INC 08/09 SALE 10,000 PAR @ 116.1086 FEDERAL NATL MTG ASSN NTS 05.000% DUE 02/13/2017	085 830	0050 40924-00001 08-12-10	11,610.86	9,983.23- 10,000.000-	
08-13-10	MERRILL LYNCH PROFESSIONAL CLR 08/10 SALE 40,000 PAR @ 108.239 JPMORGAN CHASE & CO NTS 04.650% DUE 06/01/2014	085 830	0551 40925-00004 08-13-10	43,295.60	39,917.60- 40,000.000-	

- TRANSACTIONS ON ANALYSIS / SUMMARY -
 01/01/10 THROUGH 12/31/10
 ACCOUNT 5878319 THOMAS W PANGBORN RESIDUE APIF

DATE	-TRANSACTION- DESCRIPTION	-CODES- TRAN TAX INDV	HISTORY	- C A S H - INCOME	PRINCIPAL	INVEST/UNITS
08-16-10	PRINCIPAL ON 17,844.04 PAR ACCRUED TO 08/15/10 PAYABLE 08/15/10 CNH EQUIPMENT TRUST SERIES 2009-A CLASS A3 05.280% DUE 11/15/2012	085 828 9999	40928-00003 08-16-10	1,041.11	1,041.11	1,041.04- 1,041.110-
08-16-10	PRINCIPAL ON 57,980.68 PAR ACCRUED TO 07/31/10 PAYABLE 08/15/10 FEDERAL HOME LOAN MTG CORP GOLD POOL #G13222 04.500% DUE 06/01/2023	085 828 9999	40928-00007 08-16-10	1,465.33	1,465.33	1,405.34- 1,465.330-
08-16-10	PRINCIPAL ON 8,605.95 PAR ACCRUED TO 08/15/10 PAYABLE 08/15/10 HYUNDAI AUTO REC TR SERIES 2007-A CLASS A3A 05.040% DUE 01/17/2012	085 828 9999	40928-00013 08-16-10	272.37	272.37	274.68- 272.370-
08-17-10	REVERSE ENTRY DATED 08/16/10 PRINCIPAL PAID ON INCORRECT FACTOR HYUNDAI AUTO REC TR SERIES 2007-A CLASS A3A 05.040% DUE 01/17/2012	084 828 9999	40928-00013 08-17-10	272.37-	272.37-	274.68 272.370
08-16-10	PRINCIPAL ON 55,997.26 PAR ACCRUED TO 08/14/10 PAYABLE 08/15/10 HYUNDAI AUTO RECEIVABLES TRUST SERIES 2008-A CLASS A3 04.930% DUE 12/17/2012	085 828 9999	40928-00015 08-16-10	3,812.90	3,812.90	3,812.28- 3,812.900-
08-16-10	PRINCIPAL ON 65,000.00 PAR ACCRUED TO 08/15/10 PAYABLE 08/15/10 MBNA CREDIT CARD MASTER NOTE TR SERIES 2005-A6 CLASS A6 04.500% DUE 01/15/2013	085 828 9999	40928-00019 08-16-10	65,000.00	65,000.00	65,000.00- 65,000.000-
08-16-10	PRINCIPAL ON 30,658.26 PAR ACCRUED TO 08/15/10 PAYABLE 08/15/10 MERCEDES BENZ AUTO REC SERIES 2009-1 CLASS A2 00.830% DUE 03/15/2012	085 828 9999	40928-00021 08-16-10	3,727.10	3,727.10	3,726.86- 3,727.100-

BANK 21
REGION 46
OFFICE 573

- TRANSACTION-
DESCRIPTION

DATE

DATE 04/29/11
TIME 10:20
PAGE 0028

- T R A N S A C T I O N A N A L Y S I S / S U M M A R Y -
01/01/10 THROUGH 12/31/10
ACCOUNT 5878319 THOMAS W PANGBORN RESIDUE A P I F

-TRANSACTION-
DESCRIPTION

-CODES-
TRAN TAX INDV

HISTORY

C A S H -
INCOME

PRINCIPAL

INVEST/UNITS

08-16-10 PRINCIPAL ON 42,113.30 PAR 085 828 9999 40928-00024 4,781.43 4,781.13-
ACCRUED TO 08/15/10 PAYABLE 08/15/10 08-16-10 4,781.430-

NISSAN AUTO RECEIVABLES OWNER TR
SERIES 2008-B CLASS A3
04.460% DUE 04/16/2012

08-16-10 PRINCIPAL ON 32,575.39 PAR 085 828 9999 40928-00028 2,503.77 2,503.30-
ACCRUED TO 08/15/10 PAYABLE 08/15/10 08-16-10 2,503.770-

USAA AUTO OWNER TRUST
SERIES 2009-1 CLASS A3
03.020% DUE 06/17/2013

08-17-10 PRINCIPAL ON 26,112.80 PAR 085 828 9999 40929-00004 36.39 33.81-
ACCRUED TO 07/31/10 PAYABLE 08/17/10 08-17-10 36.390-

CS FIRST BOSTON MORTGAGE SEC
SERIES 2005-C3 CLASS A2
04.512% DUE 07/15/2037

10-29-10 REVERSE ENTRY DATED 08/17/10 084 828 9999 40929-00004 36.39- 33.81
DUE TO RATE CHANGE 10-29-10 36.390

CS FIRST BOSTON MORTGAGE SEC
SERIES 2005-C3 CLASS A2
04.512% DUE 07/15/2037

08-17-10 MORGAN STANLEY AND CO, INC 085 830 0050 40929-00006 17,544.22 14,974.84-
08/12 SALE 15,000 PAR @ 116.9615 08-17-10 15,000.000-

FEDERAL NATL MTG ASSN
NTS
05.000% DUE 02/13/2017

08-17-10 MORGAN STANLEY AND CO, INC 085 830 0050 40929-00008 29,147.13 24,958.07-
08/10 SALE 25,000 PAR @ 116.5885 08-17-10 25,000.000-

FEDERAL NATL MTG ASSN
NTS
05.000% DUE 02/13/2017

08-17-10 PRINCIPAL ON 8,605.95 PAR 085 828 9999 40929-00010 2,723.73 2,746.82-
ACCRUED TO 08/14/10 PAYABLE 08/15/10 08-17-10 2,723.730-

HYUNDAI AUTO REC TR
SERIES 2007-A CLASS A3A
05.040% DUE 01/17/2012

- TRANSACTION-
 DESCRIPTION

ACCOUNT 5878319 THOMAS W PANGBORN RESIDUE A P I F

- T R A N S A C T I O N A N A L Y S I S / S U M M A R Y -
 01/01/10 THROUGH 12/31/10

DATE	DESCRIPTION	-CODES- TRAN TAX INDV	HISTORY	INCOME	PRINCIPAL	INVEST/UNITS
08-17-10	MORGAN STANLEY AND CO, INC 08/12 SALE 20,000 PAR @ 106.54 MORGAN STANLEY NOTES 05.300% DUE 03/01/2013	085 830	0050 40929-00013 08-17-10	21,308.00	21,308.00	19,925.60- 20,000.000-
08-17-10	BANC/AMERICA SEC.LLC.MONTGOMERY 08/12 SALE 30,000 PAR @ 110.934 UNITED TECHNOLOGIES CORP SR UNSEC 04.500% DUE 04/15/2020	085 830	0773 40929-00017 08-17-10	33,280.20	33,280.20	29,850.30- 30,000.000-
08-18-10	PRINCIPAL ON 7,856.70 PAR ACCRUED TO 08/01/10 PAYABLE 08/18/10 SALOMON BROTHERS MTG SEC VII SERIES 2000-C3 CLASS A2 06.592% DUE 10/18/2010	085 828	9999 40930-00004 08-18-10	755.14	755.14	738.03- 755.140-
08-19-10	BANC/AMERICA SEC.LLC.MONTGOMERY 08/16 SALE 30,000 PAR @ 103.154 GENERAL ELEC CAP CORP SR UNSEC 03.500% DUE 06/29/2015	085 830	0773 40931-00003 08-19-10	30,946.20	30,946.20	30,139.50- 30,000.000-
08-20-10	DEUTSCHE BANK ALEX BROWN 08/17 SALE 15,000 PAR @ 124.113 EQT CORP NTS 08.125% DUE 06/01/2019	085 830	9631 40932-00001 08-20-10	18,616.95	18,616.95	18,169.35- 15,000.000-
08-23-10	KEYBANC CAPITAL MARKETS INC. 08/18 SALE 10,000 PAR @ 107.444 TIME WARNER INC CO GUARNT 04.880% DUE 03/15/2020	085 830	0799 40935-00002 08-23-10	10,744.40	10,744.40	10,286.10- 10,000.000-
08-23-10	BARCLAYS CAPITAL INC FIX INCOME 08/18 SALE 225,000 PAR @ 103.0156 USA TREASURY NOTES 02.750% DUE 02/15/2019	085 830	9645 40935-00006 08-23-10	231,785.14	231,785.14	217,380.96- 225,000.000-
08-25-10	PRINCIPAL ON 170,805.16 PAR ACCRUED TO 07/31/10 PAYABLE 08/25/10 FEDERAL NATL MTG ASSN POOL #888223 05.500% DUE 01/01/2036	085 828	9999 40937-00002 08-25-10	2,974.48	2,974.48	3,132.96- 2,974.480-

DATE	DESCRIPTION	-TRANSACTION-	-CODES-	HISTORY	INCOME	PRINCIPAL	INVEST/UNITS
			TRAN TAX INDV				
08-25-10	PRINCIPAL ON 52,759.14 PAR ACCRUED TO 07/31/10 PAYABLE 08/25/10 FEDERAL NATL MTG ASSN POOL #964078 05.000% DUE 07/01/2023		085 828 9999	40937-00004 08-25-10		1,777.11	1,749.62- 1,777.110-
08-25-10	PRINCIPAL ON 49,376.19 PAR ACCRUED TO 07/31/10 PAYABLE 08/25/10 FEDERAL NATL MTG ASSN POOL #964293 05.000% DUE 07/01/2023		085 828 9999	40937-00006 08-25-10		1,563.35	1,538.19- 1,563.350-
08-25-10	PRINCIPAL ON 57,108.98 PAR ACCRUED TO 07/31/10 PAYABLE 08/25/10 FEDERAL NATL MTG ASSN POOL #964357 05.000% DUE 07/01/2023		085 828 9999	40937-00008 08-25-10		1,500.03	1,475.89- 1,500.030-
08-25-10	PRINCIPAL ON 63,339.65 PAR ACCRUED TO 07/31/10 PAYABLE 08/25/10 FEDERAL NATL MTG ASSN POOL #975616 04.500% DUE 07/01/2023		085 828 9999	40937-00010 08-25-10		1,833.88	1,760.24- 1,833.880-
08-25-10	PRINCIPAL ON 58,918.34 PAR ACCRUED TO 07/31/10 PAYABLE 08/25/10 FEDERAL NATL MTG ASSN POOL #981644 04.500% DUE 06/01/2023		085 828 9999	40937-00012 08-25-10		3,188.97	3,059.42- 3,188.970-
08-25-10	PRINCIPAL ON 141,723.38 PAR ACCRUED TO 07/31/10 PAYABLE 08/25/10 FEDERAL NATL MTG ASSN POOL # AA9347 05.000% DUE 08/01/2039		085 828 9999	40937-00014 08-25-10		941.87	972.63- 941.870-
08-26-10	MORGAN STANLEY AND CO, INC 08/19 SALE 45,000 PAR @ 100.1447 BANK OF AMERICA CORP FDIC GUARANTEED VAR % DUE 12/02/2010		085 830 0050	40938-00001 08-26-10		45,065.12	45,000.00- 45,000.000-

DATE	-TRANSACTION- DESCRIPTION	-CODES- TRAN TAX INDV	HISTORY	INCOME	PRINCIPAL	INVEST/UNITS
08-30-10	GREENWICH CAPITAL MARKETS 08/25 SALE 140,000 PAR @ 112.7812 USA TREASURY NOTES 04.250% DUE 08/15/2014	085 830 0604	40942-00001 08-30-10	157,893.75	153,339.47- 140,000.000-	
09-01-10	PROCEEDS RECEIVED FROM TENDER OF 25,000.000 PAR AT 118.6220 CORNING INC NT 06.200% DUE 03/15/2016	085 830 9999	40944-00001 09-01-10	29,655.50	27,036.25- 25,000.000-	
09-02-10	CREDIT SUISSE FIRST BOSTON LLC 08/30 SALE 25,000 PAR @ 116.068 ALLSTATE CORP SR NTS 06.200% DUE 05/16/2014	085 830 0355	40945-00001 09-02-10	29,017.00	24,964.75- 25,000.000-	
09-10-10	BARCLAYS CAPITAL INC FIX INCOME 09/07 SALE 20,000 PAR @ 106.9296 USA TREASURY NOTES 03.375% DUE 11/15/2019	085 830 9645	40953-00004 09-10-10	21,385.94	21,371.88- 20,000.000-	
09-14-10	BARCLAYS CAPITAL INC FIX INCOME 09/09 SALE 5,000 PAR @ 104.0312 USA TREASURY NOTES 02.250% DUE 01/31/2015	085 830 9645	40957-00004 09-14-10	5,201.56	5,036.18- 5,000.000-	
09-15-10	PRINCIPAL ON 16,802.93 PAR ACCRUED TO 09/15/10 PAYABLE 09/15/10 CNH EQUIPMENT TRUST SERIES 2009-A CLASS A3 05.280% DUE 11/15/2012	085 828 9999	40958-00003 09-15-10	792.85	792.80- 792.850-	
09-15-10	PRINCIPAL ON 56,515.35 PAR ACCRUED TO 08/31/10 PAYABLE 09/15/10 FEDERAL HOME LOAN MTG CORP GOLD POOL #G13222 04.500% DUE 06/01/2023	085 828 9999	40958-00007 09-15-10	2,327.96	2,232.66- 2,327.960-	
09-15-10	PRINCIPAL ON 5,882.22 PAR ACCRUED TO 09/14/10 PAYABLE 09/15/10 HYUNDAI AUTO REC TR SERIES 2007-A CLASS A3A 05.040% DUE 01/17/2012	085 828 9999	40958-00014 09-15-10	2,718.13	2,741.18- 2,718.130-	

PRINCIPAL

INVEST/UNITS

4, 102.53

4, 101.86-
 4, 102.530-

085 828

9999 40958-00016
 09-15-10

085 828

PRINCIPAL ON 52,184.36 PAR
 ACCRUED TO 09/14/10 PAYABLE 09/15/10
 HYUNDAI AUTO RECEIVABLES TRUST
 SERIES 2008-A CLASS A3
 04.930% DUE 12/17/2012

09-15-10

3, 704.11

3, 703.87-
 3, 704.110-

085 828

9999 40958-00019
 09-15-10

085 828

PRINCIPAL ON 26,931.16 PAR
 ACCRUED TO 09/15/10 PAYABLE 09/15/10
 MERCEDES BENZ AUTO REC
 SERIES 2009-1 CLASS A2
 00.830% DUE 03/15/2012

09-15-10

4, 810.37

4, 810.07-
 4, 810.370-

085 828

9999 40958-00021
 09-15-10

085 828

PRINCIPAL ON 37,331.87 PAR
 ACCRUED TO 09/15/10 PAYABLE 09/15/10
 NISSAN AUTO RECEIVABLES OWNER TR
 SERIES 2008-B CLASS A3
 04.460% DUE 04/16/2012

09-15-10

2, 462.89

2, 462.42-
 2, 462.890-

085 828

9999 40958-00026
 09-15-10

085 828

PRINCIPAL ON 30,071.62 PAR
 ACCRUED TO 09/15/10 PAYABLE 09/15/10
 USAA AUTO OWNER TRUST
 SERIES 2009-1 CLASS A3
 03.020% DUE 06/17/2013

09-15-10

66, 177.60

59, 871.00-
 60, 000.000-

085 830

0793 40959-00002
 09-16-10

085 830

STIFEL NICOLAUS & CO INC
 09/13 SALE 60,000 PAR @ 110.296
 JOHN DEERE CAPITAL CORP
 NOTES SERIES MTN
 04.900% DUE 09/09/2013

09-16-10

174, 104.62

155, 721.82-
 165, 000.000-

085 830

7253 40959-00005
 09-16-10

085 830

FORTIS INV SERVICES
 09/13 SALE 165,000 PAR @ 105.5179
 USA TREASURY NOTES
 TREASURY INFLATION PROTECTN SEG
 00.625% DUE 04/15/2013

09-16-10

36, 181.25

34, 198.63-
 35, 000.000-

085 830

9033 40959-00007
 09-16-10

085 830

TORONTO DOMINION SEC (USA) INC
 09/13 SALE 35,000 PAR @ 103.375
 USA TREASURY NOTES
 02.375% DUE 03/31/2016

09-16-10

26, 433.60

26, 714.84-
 25, 000.000-

085 830

9645 40959-00011
 09-16-10

085 830

BARCLAYS CAPITAL INC FIX INCOME
 09/13 SALE 25,000 PAR @ 105.7343
 USA TREASURY NOTES
 03.375% DUE 11/15/2019

09-16-10

DATE	-TRANSACTION- DESCRIPTION	-CODES- TRAN TAX INDV	HISTORY	- C A S H - INCOME	PRINCIPAL	INVEST/UNITS
09-16-10	CITIGROUP GLOBAL MKTS INC 09/13 SALE 555,000 PAR @ 103.8945 USA TREASURY NOTES 02.250% DUE 01/31/2015	085 830	0418 40959-00013 09-16-10	576,614.64		559,016.42- 555,000.000-
09-17-10	PRINCIPAL ON 26,076.40 PAR ACCRUED TO 09/01/10 PAYABLE 09/17/10 CS FIRST BOSTON MORTGAGE SEC SERIES 2005-C3 CLASS A2 04.512% DUE 07/15/2037	085 828	9999 40960-00002 09-17-10	36.43		33.85- 36.430-
09-20-10	PRINCIPAL ON 7,101.56 PAR ACCRUED TO 09/01/10 PAYABLE 09/18/10 SALOMON BROTHERS MTG SEC V11 SERIES 2000-C3 CLASS A2 06.592% DUE 10/18/2010	085 828	9999 40963-00002 09-20-10	1,574.88		1,539.20- 1,574.880-
09-24-10	MORGAN STANLEY AND CO, INC 09/21 SALE 20,000 PAR @ 116.34 FEDERAL NATL MTG ASSN NTS 05.000% DUE 02/13/2017	085 830	0050 40967-00001 09-24-10	23,268.00		19,966.46- 20,000.000-
09-27-10	WALL STREET ACCESS 09/22 SALE 10,000 PAR @ 106.296 CITIGROUP INC NTS 05.125% DUE 05/05/2014	085 830	8906 40970-00001 09-27-10	10,629.60		10,082.20- 10,000.000-
09-27-10	PRINCIPAL ON 167,830.68 PAR ACCRUED TO 08/31/10 PAYABLE 09/25/10 FEDERAL NATL MTG ASSN POOL #888223 05.500% DUE 01/01/2036	085 828	9999 40970-00006 09-27-10	3,655.23		3,849.99- 3,655.230-
09-27-10	PRINCIPAL ON 50,982.02 PAR ACCRUED TO 08/31/10 PAYABLE 09/25/10 FEDERAL NATL MTG ASSN POOL #964078 05.000% DUE 07/01/2023	085 828	9999 40970-00008 09-27-10	1,205.94		1,187.29- 1,205.940-

DATE	DESCRIPTION	-TRANSACTION-	-CODES-	HISTORY	INCOME	PRINCIPAL	INVEST/UNITS
			TRAN TAX INDV				
09-27-10	PRINCIPAL ON 47,812.84 PAR		085 828	9999 40970-00010		1,219.21	1,199.59-
	ACCRUED TO 08/31/10 PAYABLE 09/25/10			09-27-10			1,219.210-
	FEDERAL NATL MTG ASSN						
	POOL #964293						
	05.000% DUE 07/01/2023						
09-27-10	PRINCIPAL ON 55,608.95 PAR		085 828	9999 40970-00012		3,205.95	3,154.35-
	ACCRUED TO 08/31/10 PAYABLE 09/25/10			09-27-10			3,205.950-
	FEDERAL NATL MTG ASSN						
	POOL #964357						
	05.000% DUE 07/01/2023						
09-27-10	PRINCIPAL ON 61,505.78 PAR		085 828	9999 40970-00014		2,881.45	2,765.74-
	ACCRUED TO 08/31/10 PAYABLE 09/25/10			09-27-10			2,881.450-
	FEDERAL NATL MTG ASSN						
	POOL #975616						
	04.500% DUE 07/01/2023						
09-27-10	PRINCIPAL ON 55,729.37 PAR		085 828	9999 40970-00016		4,235.27	4,063.21-
	ACCRUED TO 08/31/10 PAYABLE 09/25/10			09-27-10			4,235.270-
	FEDERAL NATL MTG ASSN						
	POOL #981644						
	04.500% DUE 06/01/2023						
09-27-10	PRINCIPAL ON 140,781.51 PAR		085 828	9999 40970-00018		2,088.73	2,156.94-
	ACCRUED TO 08/31/10 PAYABLE 09/25/10			09-27-10			2,088.730-
	FEDERAL NATL MTG ASSN						
	POOL # AA9347						
	05.000% DUE 08/01/2039						
09-28-10	UBS SECURITIES LLC		085 830	0642 40971-00001		37,095.10	34,995.10-
	09/23 SALE 35,000 PAR @ 105.986			09-28-10			35,000.000-
	KFW						
	ISIN US500769DK78 SEDOL B53WK74						
	02.750% DUE 10/21/2014						
09-28-10	BANC/AMERICA SEC.LLC.MONTGOMERY		085 830	0773 40971-00003		16,728.30	15,100.65-
	09/23 SALE 15,000 PAR @ 111.522			09-28-10			15,000.000-
	NEWMONT MINING CORP						
	ISIN US651639ALO4						
	05.125% DUE 10/01/2019						

- T R A N S A C T I O N A N A L Y S I S / S U M M A R Y -
 01/01/10 THROUGH 12/31/10
 ACCOUNT 5878319 THOMAS W PANGBORN RESIDUE APIF

DATE	-TRANSACTION- DESCRIPTION	-CODES- TRAN TAX INDV	HISTORY	INCOME	C A S H - PRINCIPAL	INVEST/UNITS
09-30-10	BANC/AMERICA SEC.LL.C.MONTGOMERY 09/27 SALE 15,000 PAR @ 114.88 SAFEMWAY INC SR UNSECURED 06.250% DUE 03/15/2014	085 830	0773 40973-00006 09-30-10		17,232.00	14,930.70- 15,000,000-
10-01-10	MATURITY PROCEEDS ON 35,000.000 PAR GREENPOINT BK BROOKLYN N Y MED TERM SUB BK NT BE TRANCH SB00001 09.250% DUE 10/01/2010	085 829	40974-00004 10-01-10		35,000.00	33,800.00- 35,000,000-
10-08-10	MAN SECURITIES INC/FIXED INCOME 10/05 SALE 25,000 PAR @ 106.018 DEUTSCHE BANK AG NOTES ISIN US2515A0U761 03.450% DUE 03/30/2015	085 830	0120 40981-00003 10-08-10		26,504.50	24,956.75- 25,000,000-
10-08-10	GOLDMAN, SACHS & CO. 10/05 SALE 30,000 PAR @ 118.356 SAFEMWAY INC SR UNSECURED 06.350% DUE 08/15/2017	085 830	0005 40981-00005 10-08-10		35,506.80	35,456.20- 30,000,000-
10-14-10	MERRILL LYNCH PROFESSIONAL CLR 10/08 SALE 20,000 PAR @ 114.101 BANK OF AMERICA CORP SR NTS 06.500% DUE 08/01/2016	085 830	0551 40987-00003 10-14-10		22,820.20	21,106.76- 20,000,000-
10-15-10	PRINCIPAL ON 16,010.08 PAR ACCRUED TO 10/15/10 PAYABLE 10/15/10 CNH EQUIPMENT TRUST SERIES 2009-A CLASS A3 05.280% DUE 11/15/2012	085 828	9999 40988-00002 10-15-10		809.73	809.68- 809.730-
10-15-10	PRINCIPAL ON 90,000.00 PAR ACCRUED TO 10/15/10 PAYABLE 10/15/10 CHASE ISSUANCE TRUST SERIES 2005-A10 CLASS A10 04.650% DUE 12/17/2012	085 828	9999 40988-00005 10-15-10		90,000.00	90,376.17- 90,000,000-
10-15-10	PRINCIPAL ON 54,187.39 PAR ACCRUED TO 09/30/10 PAYABLE 10/15/10 FEDERAL HOME LOAN MTG CORP GOLD POOL #G13222 04.500% DUE 06/01/2023	085 828	9999 40988-00007 10-15-10		2,629.70	2,522.05- 2,629,700-

- T R A N S A C T I O N A N A L Y S I S / S U M M A R Y -
 01/01/10 THROUGH 12/31/10
 ACCOUNT 5878319 THOMAS W PANGBORN RESIDUE AP IF

BANK 21
 REGION 46
 OFFICE 573

DATE	-TRANSACTION- DESCRIPTION	-CODES- TRAN TAX INDV	HISTORY	INCOME	C A S H - PRINCIPAL	INVEST/UNITS
10-15-10	PRINCIPAL ON 3,164.09 PAR ACCRUED TO 10/15/10 PAYABLE 10/15/10 HYUNDAI AUTO REC TR SERIES 2007-A CLASS A3A 05.040% DUE 01/17/2012	085 828 9999	40988-00012 10-15-10		2,443.80	2,464.52- 2,443.800-
10-15-10	PRINCIPAL ON 48,081.83 PAR ACCRUED TO 10/14/10 PAYABLE 10/15/10 HYUNDAI AUTO RECEIVABLES TRUST SERIES 2008-A CLASS A3 04.930% DUE 12/17/2012	085 828 9999	40988-00014 10-15-10		3,926.94	3,926.30- 3,926.940-
10-15-10	PRINCIPAL ON 23,227.06 PAR ACCRUED TO 10/15/10 PAYABLE 10/15/10 MERCEDES BENZ AUTO REC SERIES 2009-1 CLASS A2 00.830% DUE 03/15/2012	085 828 9999	40988-00018 10-15-10		3,509.47	3,509.24- 3,509.470-
10-15-10	PRINCIPAL ON 32,521.50 PAR ACCRUED TO 10/15/10 PAYABLE 10/15/10 NISSAN AUTO RECEIVABLES OWNER TR SERIES 2008-B CLASS A3 04.460% DUE 04/16/2012	085 828 9999	40988-00021 10-15-10		4,612.50	4,612.21- 4,612.500-
10-15-10	PRINCIPAL ON 27,608.73 PAR ACCRUED TO 10/15/10 PAYABLE 10/15/10 USAA AUTO OWNER TRUST SERIES 2009-1 CLASS A3 03.020% DUE 06/17/2013	085 828 9999	40988-00024 10-15-10		2,334.08	2,333.64- 2,334.080-
10-15-10	PRINCIPAL ON 20,000.00 PAR ACCRUED TO 10/15/10 PAYABLE 10/15/10 WORLD OMNI AUTO RECEIVABLES TR SERIES 2009-A CLASS A3 03.330% DUE 05/15/2013	085 828 9999	40988-00028 10-15-10		179.98	179.95- 179.980-
10-18-10	WALL STREET ACCESS 10/13 SALE 40,000 PAR @ 112.959 BB&T CORPORATION SR UNSEC 05.700% DUE 04/30/2014	085 830 8906	40991-00001 10-18-10		45,183.60	43,956.80- 40,000.000-

DATE	-TRANSACTION- DESCRIPTION	-CODES- TRAN TAX INDV	HISTORY	INCOME	PRINCIPAL	INVEST/UNITS
10-18-10	PRINCIPAL ON 26,039.98 PAR ACCRUED TO 10/01/10 PAYABLE 10/17/10 CS FIRST BOSTON MORTGAGE SEC SERIES 2005-C3 CLASS A2 04.512% DUE 07/15/2037	085 828	9999 40991-00004 10-18-10		39.93	37.10- 39.930-
10-18-10	PRINCIPAL ON 5,526.68 PAR ACCRUED TO 10/01/10 PAYABLE 10/18/10 SALOMON BROTHERS MTG SEC V11 SERIES 2000-C3 CLASS A2 06.592% DUE 12/18/2033	085 828	9999 40991-00006 10-18-10		1,942.03	1,898.03- 1,942.030-
10-20-10	REVERSE ENTRY DATED 10/18/10 PRINCIPAL PAID ON INCORRECT FACTOR SALOMON BROTHERS MTG SEC V11 SERIES 2000-C3 CLASS A2 06.592% DUE 12/18/2033	084 828	9999 40991-00006 10-20-10		1,942.03-	1,898.03 1,942.030
10-20-10	PRINCIPAL ON 5,526.68 PAR ACCRUED TO 10/02/10 PAYABLE 10/18/10 SALOMON BROTHERS MTG SEC V11 SERIES 2000-C3 CLASS A2 06.592% DUE 12/18/2033	085 828	9999 40993-00001 10-20-10		3,584.65	3,503.43- 3,584.650-
10-20-10	PRINCIPAL ON 5,526.68 PAR ACCRUED TO 10/02/10 PAYABLE 10/18/10 SALOMON BROTHERS MTG SEC V11 SERIES 2000-C3 CLASS A2 06.592% DUE 12/18/2033	085 828	9999 40993-00002 10-20-10		.01	.01- .010-
10-25-10	PRINCIPAL ON 164,175.45 PAR ACCRUED TO 09/30/10 PAYABLE 10/25/10 FEDERAL NATL MTG ASSN POOL #888223 05.500% DUE 01/01/2036	085 828	9999 40998-00005 10-25-10		4,015.86	4,229.83- 4,015.860-
10-25-10	PRINCIPAL ON 49,776.08 PAR ACCRUED TO 09/30/10 PAYABLE 10/25/10 FEDERAL NATL MTG ASSN POOL #964078 05.000% DUE 07/01/2023	085 828	9999 40998-00007 10-25-10		2,207.94	2,173.79- 2,207.940-

- T R A N S A C T I O N A N A L Y S I S / S U M M A R Y -
 01/01/10 THROUGH 12/31/10
 ACCOUNT 5878319 THOMAS W PANGBORN RESIDUE A P I F

BANK 21
 REGION 46
 OFFICE 573

DATE	-TRANSACTION- DESCRIPTION	-TRANSACTION- DESCRIPTION	-CODES- TRAN TAX INDV	HISTORY	- C A S H - INCOME	PRINCIPAL	INVEST/UNITS
10-25-10	PRINCIPAL ON 46,593.63 PAR ACCRUED TO 09/30/10 PAYABLE 10/25/10 FEDERAL NATL MTG ASSN POOL #964293 05.000% DUE 07/01/2023		085 828	9999 40998-00009 10-25-10		2,169.08	2,134.17- 2,169.080-
10-25-10	PRINCIPAL ON 52,402.99 PAR ACCRUED TO 09/30/10 PAYABLE 10/25/10 FEDERAL NATL MTG ASSN POOL #964337 05.000% DUE 07/01/2023		085 828	9999 40998-00011 10-25-10		1,671.66	1,644.76- 1,671.660-
10-25-10	PRINCIPAL ON 58,624.33 PAR ACCRUED TO 09/30/10 PAYABLE 10/25/10 FEDERAL NATL MTG ASSN POOL #975616 04.500% DUE 07/01/2023		085 828	9999 40998-00013 10-25-10		3,965.43	3,806.19- 3,965.430-
10-25-10	PRINCIPAL ON 51,494.10 PAR ACCRUED TO 09/30/10 PAYABLE 10/25/10 FEDERAL NATL MTG ASSN POOL #981644 04.500% DUE 06/01/2023		085 828	9999 40998-00015 10-25-10		1,360.47	1,305.20- 1,360.470-
10-25-10	PRINCIPAL ON 138,692.78 PAR ACCRUED TO 09/30/10 PAYABLE 10/25/10 FEDERAL NATL MTG ASSN POOL # AA9347 05.000% DUE 08/01/2039		085 828	9999 40998-00017 10-25-10		2,668.60	2,755.75- 2,668.600-
10-25-10	GREENWICH CAPITAL MARKETS 10/20 SALE 20,000 PAR @ 102.2109 USA TREASURY NOTES 01.375% DUE 01/15/2013		085 830	0604 40998-00019 10-25-10		20,442.19	20,032.11- 20,000.000-
10-27-10	WALL STREET ACCESS 10/22 SALE 10,000 PAR @ 116.54 PROGRESS ENERGY CAROLINA 1ST MTG 05.300% DUE 01/15/2019		085 830	8906 41000-00001 10-27-10		11,654.00	9,990.80- 10,000.000-

10-27-10 CHASE SECURITIES INC
 10/22 SALE 20,000 PAR @ 110.653
 PROGRESS ENERGY INC
 SR NTS
 04.875% DUE 12/01/2019

10-29-10 WALL STREET ACCESS
 10/26 SALE 30,000 PAR @ 106.172
 WELLS FARGO & CO
 SR UNSEC
 03.750% DUE 10/01/2014

11-01-10 PRINCIPAL ON 26,152.20 PAR
 ACCRUED TO 08/01/10 PAYABLE 08/17/10
 CS FIRST BOSTON MORTGAGE SEC
 SERIES 2005-C3 CLASS A2
 04.512% DUE 07/15/2037

11-02-10 PROCEEDS RECEIVED FROM TENDER OF
 15,000.000 PAR AT 1.3432
 PEPSICO INC
 SR UNSECURED
 07.900% DUE 11/01/2018

11-03-10 WELLS FARGO SECURITIES
 10/29 SALE 10,000 PAR @ 115.522
 SIMON PROPERTY GROUP LP
 SR UNSEC
 06.750% DUE 05/15/2014

11-09-10 BARCLAYS CAPITAL INC FIX INCOME
 11/08 SALE 30,000 PAR @ 108.2734
 USA TREASURY NOTES
 03.375% DUE 11/15/2019

11-15-10 PRINCIPAL ON 15,200.35 PAR
 ACCRUED TO 11/15/10 PAYABLE 11/15/10
 CNH EQUIPMENT TRUST
 SERIES 2009-A CLASS A3
 05.280% DUE 11/15/2012

11-15-10 PRINCIPAL ON 35,000.00 PAR
 ACCRUED TO 11/15/10 PAYABLE 11/15/10
 CARMAX AUTO OWNER TR
 SERIES 2009-1 CLASS A3
 04.120% DUE 03/15/2013

-CODES-
 TRAN TAX INDV

085 830 9644 41000-00005
 10-27-10

085 830 8906 41002-00001
 10-29-10

085 828 9999 41005-00002
 11-01-10

085 830 9999 41006-00001
 11-02-10

085 830 0250 41007-00004
 11-03-10

085 830 9645 41013-00002
 11-09-10

085 828 9999 41019-00005
 11-15-10

085 828 9999 41019-00007
 11-15-10

22,130.60

31,851.60

29.75

20,148.60

11,552.20

32,482.03

850.95

588.29

19,961.80-
 20,000.000-

29,951.10-
 30,000.000-

27.64-
 29.750-

18,644.55-
 15,000.000-

10,944.30-
 10,000.000-

32,080.16-
 30,000.000-

850.90-
 850.950-

588.24-
 588.290-

- T R A N S A C T I O N A N A L Y S I S / S U M M A R Y -
 01/01/10 THROUGH 12/31/10
 ACCOUNT 5878319 THOMAS W PANGBORN RESIDUE AP IF

DATE	-TRANSACTION- DESCRIPTION	-CODES- TRAN TAX INDV	HISTORY	- C A S H - INCOME	PRINCIPAL	INVEST/UNITS
11-15-10	PRINCIPAL ON 51,557.69 PAR ACCRUED TO 10/31/10 PAYABLE 11/15/10 FEDERAL HOME LOAN MTG CORP GOLD POOL #G13222 04.500% DUE 06/01/2023	085 828	9999 41019-00013 11-15-10		2,283.49	2,190.01- 2,283.490-
11-15-10	MORGAN STANLEY AND CO, INC 11/09 SALE 5,000 PAR @ 118.5195 FEDERAL NATL MTG ASSN NTS 05.000% DUE 02/13/2017	085 830	0050 41019-00014 11-15-10		5,925.98	4,991.62- 5,000.000-
11-15-10	PRINCIPAL ON 30,000.00 PAR ACCRUED TO 11/15/10 PAYABLE 11/15/10 HONDA AUTO RECEIVABLES OWNER TR SERIES 2009-2 CLASS A3 02.790% DUE 01/15/2013	085 828	9999 41019-00018 11-15-10		2,096.41	2,096.34- 2,096.410-
11-15-10	PRINCIPAL ON 720.29 PAR ACCRUED TO 11/15/10 PAYABLE 11/15/10 HYUNDAI AUTO REG TR SERIES 2007-A CLASS A3A 05.040% DUE 01/17/2012	085 828	9999 41019-00021 11-15-10		720.29	726.39- 720.290-
11-15-10	PRINCIPAL ON 44,154.89 PAR ACCRUED TO 11/14/10 PAYABLE 11/15/10 HYUNDAI AUTO RECEIVABLES TRUST SERIES 2008-A CLASS A3 04.930% DUE 12/17/2012	085 828	9999 41019-00023 11-15-10		3,648.47	3,647.88- 3,648.470-
11-15-10	PRINCIPAL ON 19,717.58 PAR ACCRUED TO 11/15/10 PAYABLE 11/15/10 MERCEDES BENZ AUTO REC SERIES 2009-1 CLASS A2 00.830% DUE 03/15/2012	085 828	9999 41019-00029 11-15-10		3,423.57	3,423.35- 3,423.570-
11-15-10	PRINCIPAL ON 27,909.01 PAR ACCRUED TO 11/15/10 PAYABLE 11/15/10 NISSAN AUTO RECEIVABLES OWNER TR SERIES 2008-B CLASS A3 04.460% DUE 04/16/2012	085 828	9999 41019-00032 11-15-10		4,241.85	4,241.59- 4,241.850-

DATE	DESCRIPTION	-TRANSACTION-	-CODES-	HISTORY	INCOME	PRINCIPAL	INVEST/UNITS
		DESCRIPTION	TRAN TAX INDV				
11-15-10	PRINCIPAL ON 25,274.64 PAR ACCRUED TO 11/15/10 PAYABLE 11/15/10 USAA AUTO OWNER TRUST SERIES 2009-1 CLASS A3 03.020% DUE 06/17/2013		085 828 9999	41019-00035 11-15-10		2,166.21	2,165.80- 2,166.210-
11-15-10	GREENWICH CAPITAL MARKETS 11/08 SALE 15,000 PAR @ 108.1875 USA TREASURY NOTES 03.375% DUE 11/15/2019		085 830 0604	41019-00037 11-15-10		16,228.13	16,040.08- 15,000.000-
11-15-10	PRINCIPAL ON 19,820.02 PAR ACCRUED TO 11/15/10 PAYABLE 11/15/10 WORLD OMNI AUTO RECEIVABLES TR SERIES 2009-A CLASS A3 03.330% DUE 05/15/2013		085 828 9999	41019-00039 11-15-10		1,423.25	1,422.99- 1,423.250-
11-18-10	PRINCIPAL ON 26,046.09 PAR ACCRUED TO 11/01/10 PAYABLE 11/18/10 CS FIRST BOSTON MORTGAGE SEC SERIES 2005-C3 CLASS A2 04.512% DUE 07/15/2037		085 828 9999	41022-00003 11-18-10		440.85	409.58- 440.850-
11-18-10	MATURITY PROCEEDS ON 30,000.000 PAR USA TREASURY BILL DTD 11/19/09 DUE 11/18/10		085 829 9999	41022-00004 11-18-10		29,999.30	29,999.30- 30,000.000-
11-19-10	PRINCIPAL ON 1,942.03 PAR ACCRUED TO 11/02/10 PAYABLE 11/18/10 SALOMON BROTHERS MTG SEC VII SERIES 2000-C3 CLASS A2 06.592% DUE 12/18/2033		085 828 9999	41023-00002 11-19-10		1,942.03	1,898.03- 1,942.030-
11-23-10	BARCLAYS CAPITAL INC FIX INCOME 11/18 SALE 25,000 PAR @ 104.0898 USA TREASURY NOTES 02.250% DUE 01/31/2015		085 830 9645	41027-00003 11-23-10		26,022.46	25,479.93- 25,000.000-
11-26-10	LIBERTAS PARTNERS LLC 11/22 SALE 30,000 PAR @ 111.271 BEMIS COMPANY INC SR UNSEC 05.650% DUE 08/01/2014		085 830 9389	41030-00001 11-26-10		33,381.30	31,140.05- 30,000.000-

- TRANSACTION-
 DESCRIPTION

DATE 11-26-10

PRINCIPAL ON 160,159.59 PAR
 ACCRUED TO 10/31/10 PAYABLE 11/25/10
 FEDERAL NATL MTG ASSN
 POOL #888223
 05.500% DUE 01/01/2036

-CODES-
 TRAN TAX INDV

085 828 9999 41030-00004
 11-26-10

CASH -
 INCOME

4,140.44

INVEST/UNITS

4,361.05-
 4,140.440-

11-26-10 PRINCIPAL ON 47,568.14 PAR
 ACCRUED TO 10/31/10 PAYABLE 11/25/10
 FEDERAL NATL MTG ASSN
 POOL #964078
 05.000% DUE 07/01/2023

085 828 9999 41030-00006
 11-26-10

1,426.14

1,404.08-
 1,426.140-

11-26-10 PRINCIPAL ON 44,424.56 PAR
 ACCRUED TO 10/31/10 PAYABLE 11/25/10
 FEDERAL NATL MTG ASSN
 POOL #964293
 05.000% DUE 07/01/2023

085 828 9999 41030-00008
 11-26-10

1,962.04

1,930.46-
 1,962.040-

11-26-10 PRINCIPAL ON 50,731.33 PAR
 ACCRUED TO 10/31/10 PAYABLE 11/25/10
 FEDERAL NATL MTG ASSN
 POOL #964357
 05.000% DUE 07/01/2023

085 828 9999 41030-00010
 11-26-10

1,686.03

1,658.90-
 1,686.030-

11-26-10 PRINCIPAL ON 54,658.89 PAR
 ACCRUED TO 10/31/10 PAYABLE 11/25/10
 FEDERAL NATL MTG ASSN
 POOL #975616
 04.500% DUE 07/01/2023

085 828 9999 41030-00012
 11-26-10

4,935.51

4,737.32-
 4,935.510-

11-26-10 PRINCIPAL ON 50,133.63 PAR
 ACCRUED TO 10/31/10 PAYABLE 11/25/10
 FEDERAL NATL MTG ASSN
 POOL #981644
 04.500% DUE 06/01/2023

085 828 9999 41030-00014
 11-26-10

1,164.05

1,116.76-
 1,164.050-

11-26-10 PRINCIPAL ON 136,024.18 PAR
 ACCRUED TO 10/31/10 PAYABLE 11/25/10
 FEDERAL NATL MTG ASSN
 POOL # AA9347
 05.000% DUE 08/01/2039

085 828 9999 41030-00016
 11-26-10

2,286.62

2,361.29-
 2,286.620-

BANK 21
 REGION 46
 OFFICE 573

- T R A N S A C T I O N A N A L Y S I S / S U M M A R Y -
 01/01/10 THROUGH 12/31/10
 ACCOUNT 5878319 THOMAS W PANGBORN RESIDUE APIF

DATE 04/27/11
 TIME 10:20
 PAGE 0043

DATE	-TRANSACTION- DESCRIPTION	-CODES- TRAN TAX INDV	HISTORY	INCOME	PRINCIPAL	INVEST/UNITS
11-26-10	WELLS FARGO SECURITIES 11/22 SALE 20,000 PAR @ 104.392 PRUDENTIAL FINANCIAL INC SR UNSEC 03.875% DUE 01/14/2015	085 830 0250	41030-00017 11-26-10	20,878.40	19,971.20- 20,000.000-	
12-02-10	MATURITY PROCEEDS ON 15,000.000 PAR BANK OF AMERICA CORP FDIC GUARANTEED VAR % DUE 12/02/2010	085 829	41036-00003 12-02-10	15,000.00	15,000.00- 15,000.000-	
12-02-10	BARCLAYS CAPITAL INC FIX INCOME 12/01 SALE 100,000 PAR @ 105.3476 FEDERAL HOME LOAN MTG CORP NOTES 02.875% DUE 02/09/2015	085 830 9645	41036-00004 12-02-10	105,347.60	99,974.00- 100,000.000-	
12-02-10	WALL STREET ACCESS 11/29 SALE 25,000 PAR @ 110.87 GENERAL ELEC CAP CORP NTS 06.000 DUE 08/07/2019	085 830 8906	41036-00006 12-02-10	27,717.50	24,972.00- 25,000.000-	
12-02-10	DEUTSCHE BANK ALEX BROWN 11/29 SALE 65,000 PAR @ 104.3203 USA TREASURY NOTES 02.250% DUE 01/31/2015	085 830 9631	41036-00011 12-02-10	67,808.20	66,530.59- 65,000.000-	
12-03-10	MATURITY PROCEEDS ON 55,000.000 PAR GOLDMAN SACHS GROUP INC FDIC GTD VAR% DUE 12/03/2010	085 829	41037-00002 12-03-10	55,000.00	55,462.50- 55,000.000-	
12-03-10	BNP PARIBAS SEC CORP 12/01 SALE 75,000 PAR @ 104.296 LOCKHEED MARTIN CORP SR NTS 04.250% DUE 11/15/2019	085 830 9010	41037-00003 12-03-10	78,222.00	74,319.75- 75,000.000-	
12-06-10	MORGAN STANLEY AND CO, INC 12/03 SALE 35,000 PAR @ 111.936 FEDERAL FARM CREDIT BANK UNSECURED 04.670% DUE 02/27/2018	085 830 0050	41040-00005 12-06-10	39,177.60	36,536.50- 35,000.000-	

DATE	DESCRIPTION	-TRANSACTION-	-CODES-	HISTORY	INCOME	PRINCIPAL	INVEST/UNITS
		DESCRIPTION	TRAN TAX INDV				
12-06-10	BARCLAYS CAPITAL INC FIX INCOME 12/03 SALE 15,000 PAR @ 114.924 FEDERAL NATL MTG ASSN NTS 05.000% DUE 02/13/2017		085 830 9645	41040-00007 12-06-10	17,238.60	14,974.84-	15,000.000-
12-06-10	MIZUHO SEC 12/01 SALE 5,000 PAR @ 131.643 PEPSICO INC SR UNSECURED 07.900% DUE 11/01/2018		085 830 2396	41040-00009 12-06-10	6,582.15	6,214.85-	5,000.000-
12-06-10	DEUTSCHE BANK ALEX BROWN 12/01 SALE 5,000 PAR @ 105.1406 USA TREASURY NOTES 03.375% DUE 11/15/2019		085 830 9631	41040-00015 12-06-10	5,257.03	5,346.69-	5,000.000-
12-08-10	FTN FINANCIAL SECURITIES 12/03 SALE 50,000 PAR @ 116.792 ESTEE LAUDER CO INC SR NOTES 07.750% DUE 11/01/2013		085 830 0202	41042-00001 12-08-10	58,396.00	49,966.00-	50,000.000-
12-08-10	BANC/AMERICA SEC.LLC.MONTGOMERY 12/03 SALE 30,000 PAR @ 112.003 STANLEY WORKS NOTES 06.150% DUE 10/01/2013		085 830 0773	41042-00005 12-08-10	33,600.90	29,941.20-	30,000.000-
12-09-10	MATURITY PROCEEDS ON 40,000.000 PAR GENERAL ELEG CAP CORP FDIC GUARANTEED VAR % DUE 12/09/2010		085 829	41043-00002 12-09-10	40,000.00	40,000.00-	40,000.000-
12-09-10	BARCLAYS CAPITAL INC FIX INCOME 12/08 SALE 430,000 PAR @ 100.4804 USA TREASURY NOTES 01.000% DUE 07/31/2011		085 830 9645	41043-00003 12-09-10	432,066.02	432,670.69-	430,000.000-
12-10-10	BARCLAYS CAPITAL INC FIX INCOME 12/07 SALE 35,000 PAR @ 103.2578 USA TREASURY NOTES 03.375% DUE 11/15/2019		085 830 9645	41044-00002 12-10-10	36,140.23	37,267.92-	35,000.000-
12-13-10	GREENWICH CAPITAL MARKETS 12/07 SALE 25,000 PAR @ 104.2148 USA TREASURY NOTE 02.375% DUE 08/31/2014		085 830 0604	41047-00005 12-13-10	26,053.71	26,310.99-	25,000.000-

- T R A N S A C T I O N A N A L Y S I S / S U M M A R Y -
 01/01/10 THROUGH 12/31/10
 ACCOUNT 5878319 THOMAS W PANGBORN RESIDUE A P I F

BANK 21
 REGION 46
 OFFICE 573

DATE	-TRANSACTION- DESCRIPTION	-CODES- TRAN TAX INDV	HISTORY	- C A S H - INCOME	PRINCIPAL	INVEST/UNITS
12-13-10	GREENWICH CAPITAL MARKETS 12/07 SALE 15,000 PAR @ 104.8789 USA TREASURY NOTES 03.000% DUE 09/30/2016	085 830	0604 41047-00007 12-13-10	15,731.84	15,731.84	15,877.15- 15,000,000-
12-13-10	GREENWICH CAPITAL MARKETS 12/07 SALE 100,000 PAR @ 103.4414 USA TREASURY NOTES 02.250% DUE 01/31/2015	085 830	0604 41047-00009 12-13-10	103,441.41	103,441.41	102,354.76- 100,000,000-
12-15-10	PRINCIPAL ON 14,349.40 PAR ACCRUED TO 12/15/10 PAYABLE 12/15/10 CNH EQUIPMENT TRUST SERIES 2009-A CLASS A3 05.280% DUE 11/15/2012	085 828	9999 41049-00002 12-15-10	994.87	994.87	994.81- 994.870-
12-15-10	PRINCIPAL ON 34,411.71 PAR ACCRUED TO 12/15/10 PAYABLE 12/15/10 CARMAX AUTO OWNER TR SERIES 2009-1 CLASS A3 04.120% DUE 03/15/2013	085 828	9999 41049-00004 12-15-10	2,522.38	2,522.38	2,522.17- 2,522.380-
12-15-10	PRINCIPAL ON 49,274.20 PAR ACCRUED TO 11/30/10 PAYABLE 12/15/10 FEDERAL HOME LOAN MTG CORP GOLD POOL #G13222 04.500% DUE 06/01/2023	085 828	9999 41049-00008 12-15-10	2,820.50	2,820.50	2,705.04- 2,820,500-
12-15-10	PRINCIPAL ON 27,903.59 PAR ACCRUED TO 12/15/10 PAYABLE 12/15/10 HONDA AUTO RECEIVABLES OWNER TR SERIES 2009-2 CLASS A3 02.790% DUE 01/15/2013	085 828	9999 41049-00012 12-15-10	2,229.56	2,229.56	2,229.49- 2,229,560-
12-15-10	PRINCIPAL ON 55,000.00 PAR ACCRUED TO 12/15/10 PAYABLE 12/15/10 HONDA AUTO RECEIVABLES OWNER TR SERIES 2009-3 CLASS A3 02.310% DUE 05/15/2013	085 828	9999 41049-00014 12-15-10	2,504.68	2,504.68	2,504.26- 2,504,680-

- C A S H -
 INCOME
 PRINCIPAL
 INVEST/UNITS

DATE	DESCRIPTION	-TRANSACTION- DESCRIPTION	-CODES- TRAN TAX INDV	HISTORY	INCOME	PRINCIPAL	INVEST/UNITS
12-15-10	PRINCIPAL ON 40,506.43 PAR ACCRUED TO 12/15/10 PAYABLE 12/15/10 HYUNDAI AUTO RECEIVABLES TRUST SERIES 2008-A CLASS A3 04.930% DUE 12/17/2012	085 828 9999 41049-00016 12-15-10		3,626.07	3,625.48- 3,626.070-		
12-15-10	PRINCIPAL ON 16,294.02 PAR ACCRUED TO 12/15/10 PAYABLE 12/15/10 MERCEDES BENZ AUTO REC SERIES 2009-1 CLASS A2 00.830% DUE 03/15/2012	085 828 9999 41049-00021 12-15-10		3,577.81	3,577.58- 3,577.810-		
12-15-10	PRINCIPAL ON 23,667.15 PAR ACCRUED TO 12/15/10 PAYABLE 12/15/10 NISSAN AUTO RECEIVABLES OWNER TR SERIES 2008-B CLASS A3 04.460% DUE 04/16/2012	085 828 9999 41049-00023 12-15-10		4,265.30	4,265.04- 4,265.300-		
12-15-10	PRINCIPAL ON 23,108.43 PAR ACCRUED TO 12/15/10 PAYABLE 12/15/10 USAA AUTO OWNER TRUST SERIES 2009-1 CLASS A3 03.020% DUE 06/17/2013	085 828 9999 41049-00027 12-15-10		2,120.23	2,119.83- 2,120.230-		
12-15-10	PRINCIPAL ON 18,396.77 PAR ACCRUED TO 12/15/10 PAYABLE 12/15/10 WORLD OMNI AUTO RECEIVABLES TR SERIES 2009-A CLASS A3 03.330% DUE 05/15/2013	085 828 9999 41049-00029 12-15-10		1,431.32	1,431.06- 1,431.320-		
12-16-10	CITIGROUP GLOBAL MKTS INC SAL 12/13 SALE 20,000 PAR @ 103.346 BERKSHIRE HATHWAY INC SR UNSEC 03.200% DUE 02/11/2015	085 830 0274 41050-00003 12-16-10		20,669.20	19,983.40- 20,000.000-		
12-16-10	GREENWICH CAPITAL MARKETS 12/14 SALE 25,000 PAR @ 103.5468 USA TREASURY NOTE 02.375% DUE 08/31/2014	085 830 0604 41050-00007 12-16-10		25,886.72	26,310.99- 25,000.000-		

BANK 21
 REGION 46
 OFFICE 573

- TRANSACTION-
 DESCRIPTION

DATE 04/29/11
 TIME 10:20
 PAGE 0047

- T R A N S A C T I O N A N A L Y S I S / S U M M A R Y -
 01/01/10 THROUGH 12/31/10
 ACCOUNT 5878319 THOMAS W PANGBORN RESIDUE APIF

DATE	-TRANSACTION- DESCRIPTION	-CODES- TRAN TAX INDV	HISTORY	- C A S H - INCOME	PRINCIPAL	INVEST/UNITS
12-16-10	GREENWICH CAPITAL MARKETS 12/14 SALE 20,000 PAR @ 101.4179 USA TREASURY NOTES 01.375% DUE 01/15/2013	085 830	0604 41050-00009 12-16-10	20,283.59	20,283.59	20,081.86- 20,000.000-
12-17-10	PRINCIPAL ON 25,605.24 PAR ACCRUED TO 12/01/10 PAYABLE 12/17/10 CS FIRST BOSTON MORTGAGE SEC SERIES 2005-C3 CLASS A2 04.512% DUE 07/15/2037	085 828	9999 41051-00002 12-17-10	196.96	196.96	182.99- 196.960-
12-21-10	MERRILL LYNCH PROFESSIONAL CLR 12/16 SALE 15,000 PAR @ 102.516 BERKSHIRE HATHWAY INC SR UNSEC 03.200% DUE 02/11/2015	085 830	0551 41055-00003 12-21-10	15,377.40	15,377.40	14,987.55- 15,000.000-
12-22-10	BARCLAYS CAPITAL INC FIX INCOME 12/17 SALE 155,000 PAR @ 101.2656 USA TREASURY NOTES 03.375% DUE 11/15/2019	085 830	9645 41056-00005 12-22-10	156,961.71	156,961.71	165,043.66- 155,000.000-
12-22-10	WALL STREET ACCESS 12/17 SALE 45,000 PAR @ 96.416 WAL-MART STORES INC SR UNSEC 03.625% DUE 07/08/2020	085 830	8906 41056-00007 12-22-10	43,387.20	43,387.20	44,958.60- 45,000.000-
12-22-10	WALL STREET ACCESS 12/17 SALE 45,000 PAR @ 114.178 XTO ENERGY INC SR UNSECURED 05.500% DUE 06/15/2018	085 830	8906 41056-00009 12-22-10	51,380.10	51,380.10	51,439.05- 45,000.000-
12-27-10	PRINCIPAL ON 156,019.15 PAR ACCRUED TO 11/30/10 PAYABLE 12/25/10 FEDERAL NATL MTG ASSN POOL #888223 05.500% DUE 01/01/2036	085 828	9999 41061-00002 12-27-10	3,882.82	3,882.82	4,089.70- 3,882.820-
12-27-10	PRINCIPAL ON 46,142.00 PAR ACCRUED TO 11/30/10 PAYABLE 12/25/10 FEDERAL NATL MTG ASSN POOL #964078 05.000% DUE 07/01/2023	085 828	9999 41061-00004 12-27-10	552.96	552.96	544.41- 552.960-

BANK 21
 REGION 46
 OFFICE 573

- TRANSACTION-
 DESCRIPTION

DATE

DATE 04/29/11
 TIME 10:20
 PAGE 0048

- T R A N S A C T I O N A N A L Y S I S / S U M M A R Y -
 01/01/10 THROUGH 12/31/10
 ACCOUNT 5878319 THOMAS W PANGBORN RES IDUE AP IF

- C A S H -
 INCOME

HISTORY

-CODES-
 TRAN TAX INDV

PRINCIPAL

INVEST/UNITS

12-27-10 PRINCIPAL ON 42,462.51 PAR 1,104.37 1,086.60-
 ACCRUED TO 11/30/10 PAYABLE 12/25/10 1,104.37-
 FEDERAL NATL MTG ASSN
 POOL #964293
 05.000% DUE 07/01/2023

12-27-10 PRINCIPAL ON 49,045.31 PAR 2,118.75 2,084.65-
 ACCRUED TO 11/30/10 PAYABLE 12/25/10 2,118.75-
 FEDERAL NATL MTG ASSN
 POOL #964357
 05.000% DUE 07/01/2023

12-27-10 PRINCIPAL ON 49,723.38 PAR 5,077.68 4,873.78-
 ACCRUED TO 11/30/10 PAYABLE 12/25/10 5,077.68-
 FEDERAL NATL MTG ASSN
 POOL #975616
 04.500% DUE 07/01/2023

12-27-10 PRINCIPAL ON 48,969.57 PAR 3,010.50 2,888.20-
 ACCRUED TO 11/30/10 PAYABLE 12/25/10 3,010.50-
 FEDERAL NATL MTG ASSN
 POOL #981644
 04.500% DUE 06/01/2023

12-27-10 PRINCIPAL ON 133,737.56 PAR 2,656.27 2,743.01-
 ACCRUED TO 11/30/10 PAYABLE 12/25/10 2,656.27-
 FEDERAL NATL MTG ASSN
 POOL # AA9347
 05.000% DUE 08/01/2023

- T R A N S A C T I O N A N A L Y S I S / S U M M A R Y -
 01/01/10 THROUGH 12/31/10
 ACCOUNT 5878319 THOMAS W PANGBORN RESIDUE AP IF

BANK 21
 REGION 46
 OFFICE 573

DATE	-TRANSACTION- DESCRIPTION	-CODES- TRAN TAX INDV	HISTORY	- C A S H -		INVEST/UNITS
				INCOME	PRINCIPAL	
	TOTALS FOR TAX CODE 828	AMORTIZATIONS-PAYDOWNS		663,105.61	663,684.38-P	
	TOTALS FOR TAX CODE 829	MATURITIES		324,999.30	324,342.80-P	
	TOTALS FOR TAX CODE 830	SALES		8,089,464.09	7,724,706.12-P	

- T R A N S A C T I O N A N A L Y S I S / S U M M A R Y -
 01/01/10 THROUGH 12/31/10
 ACCOUNT 5878319 THOMAS W PANGBORN RESIDUE APTV

BANK 21
 REGION 46
 OFFICE 885

DATE	-TRANSACTION- DESCRIPTION	-CODES- TRAN TAX INDV	HISTORY	INCOME	PRINCIPAL	INVEST/UNITS
01-12-10	STIFEL NICOLAUS & CO INC 01/07 SALE 1,740 SHS @ 60.7688 MISC 2.72 COMM 43.50 MCKESSON CORPORATION	085 830	0793 40712-00002 01-12-10	105,691.49	105,691.49	62,210.80- 1,740.000-
01-13-10	CITATION GROUP/EQUITY & MUNIS 01/08 SALE 6,385 SHS @ 28.9179 MISC 4.75 COMM 255.40 HOME DEPOT INC	085 830	9053 40713-00003 01-13-10	184,380.65	184,380.65	161,900.93- 6,385.000-
01-20-10	STIFEL NICOLAUS & CO INC 01/14 SALE 622 SHS @ 79.4589 MISC .63 COMM 15.55 CHEVRON CORPORATION	085 830	0793 40720-00002 01-20-10	49,407.26	49,407.26	44,090.35- 622.000-
01-20-10	CITATION GROUP/EQUITY & MUNIS 01/14 SALE 656 SHS @ 69.5774 MISC .58 COMM 26.24 EXXON MOBIL CORP	085 830	9053 40720-00003 01-20-10	45,615.95	45,615.95	48,867.96- 656.000-
02-02-10	KEEFE BRUYETTE AND WOODS INC 01/28 SALE 3,563 SHS @ 20.2941 MISC .92 COMM 142.52 INVESCO LTD ISIN BMG491BT1088 SEDOL B28XP76	085 830	0345 40733-00001 02-02-10	72,164.44	72,164.44	81,462.29- 3,563.000-
02-02-10	BUCKINGHAM RESEARCH GROUP INC 01/28 SALE 1,240 SHS @ 37.4342 MISC .59 COMM 49.60 AMERICAN EXPRESS CO	085 830	3619 40733-00002 02-02-10	46,368.22	46,368.22	32,560.08- 1,240.000-
02-02-10	JONESTRADING INSTITUTIONAL SERVI 01/28 SALE 1,934 SHS @ 43.8985 MISC 1.08 COMM 58.02 CSX CORP	085 830	8934 40733-00003 02-02-10	84,840.60	84,840.60	79,213.16- 1,934.000-
02-04-10	JANNEY MONTGOMERY, SCOTT 02/01 SALE 400 SHS @ 23.5238 MISC .12 COMM 16.00 INTERNATIONAL PAPER CO	085 830	0374 40735-00001 02-04-10	9,393.40	9,393.40	7,749.24- 400.000-
02-04-10	BNY CONVERGEX 02/01 SALE 481 SHS @ 39.4122 MISC .24 COMM 12.03 JPMORGAN CHASE & CO	085 830	0100 40735-00002 02-04-10	18,945.00	18,945.00	15,448.59- 481.000-

DATE	-TRANSACTION- DESCRIPTION	-CODES- TRAN TAX INDV	HISTORY	INCOME	C A S H	PRINCIPAL	INVEST/UNITS
02-04-10	ABEL NOSER CORP 02/01 SALE 2,572 SHS @ 23.4589 MISC .77 COMM 51.44 NYSE EURONEXT	085 830	3621 40735-00004 02-04-10	60,284.08		60,284.08	76,405.12- 2,572.000-
02-04-10	INSTINET 02/01 SALE 127 SHS @ 80.5105 MISC .13 COMM 2.54 PUBLIC STORAGE	085 830	6826 40735-00005 02-04-10	10,222.16		10,222.16	8,796.50- 127.000-
02-10-10	MERRILL LYNCH PROFESSIONAL CLR 02/05 SALE 1,682 SHS @ 49.4376 MISC 1.06 COMM 42.05 BUGYRUS INTL INC	085 830	0551 40741-00003 02-10-10	83,110.94		83,110.94	80,460.99- 1,682.000-
02-10-10	BARCLAYS CAPITAL LE 02/05 SALE 3,411 SHS @ 22.1212 MISC .96 COMM 136.44 INTERNATIONAL PAPER CO	085 830	9299 40741-00007 02-10-10	75,318.01		75,318.01	66,081.64- 3,411.000-
02-10-10	MERRILL LYNCH PIERC FENN & SMITH 02/05 SALE 1,101 SHS @ 75.9845 MISC 1.06 COMM 44.04 POLO RALPH LAUREN CORP CL A	085 830	0161 40741-00009 02-10-10	83,613.83		83,613.83	94,510.28- 1,101.000-
02-22-10	INSTINET 02/17 SALE 1,520 SHS @ 25.4056 MISC .55 COMM 38.03 AT&T INC	085 830	0067 40753-00001 02-22-10	38,577.94		38,577.94	40,842.36- 1,520.000-
02-22-10	CITATION GROUP/EQUITY & MUNIS 02/17 SALE 2,225 SHS @ 33.6583 MISC 1.01 COMM 89.00 NSTAR	085 830	9053 40753-00006 02-22-10	74,799.71		74,799.71	78,035.32- 2,225.000-
02-22-10	INSTINET 02/17 SALE 956 SHS @ 78.6689 MISC 1.01 COMM 23.93 PUBLIC STORAGE	085 830	0067 40753-00007 02-22-10	75,182.53		75,182.53	66,216.13- 956.000-
02-26-10	STERNE, AGEE & LEACH, INC. 02/23 SALE 4,237 SHS @ 21.9218 MISC 1.24 COMM 169.48 SYNOPSIS INC	085 830	0750 40757-00006 02-26-10	92,711.95		92,711.95	86,619.45- 4,237.000-

DATE	DESCRIPTION	-CODES- TRAN TAX INDV	HISTORY	INCOME	PRINCIPAL	INVEST/UNITS
03-10-10	INST INET 03/04 SALE 317 SHS @ 218.0279 MISC .93 COMM 12.68 RIO TINTO PLC SPONSORED ADR	085 830 0067	40769-00005 03-10-10	69,101.23	69,315.63- 317,000-	
03-15-10	CITATION GROUP/EQUITY & MUNIS 03/10 SALE 1,038 SHS @ 77.8412 MISC 1.08 COMM 41.52 PARTNERRE LTD	085 830 9053	40774-00001 03-15-10	80,756.56	83,306.66- 1,038,000-	
03-15-10	MERRILL LYNCH PROFESSIONAL CLR 03/10 SALE 5,195 SHS @ 22.725 MISC 1.59 COMM 103.90 WILLIAMS COMPANIES INC	085 830 0551	40774-00005 03-15-10	117,950.89	104,332.63- 5,195,000-	
03-24-10	HOWARD WEIL DIVISION LEGG MANSON 03/19 SALE 870 SHS @ 58.3207 MISC .70 COMM 34.80 CUMMINS INC	085 830 0760	40783-00001 03-24-10	50,703.51	42,036.02- 870,000-	
03-24-10	BARCLAYS CAPITAL LE 03/19 SALE 400 SHS @ 55.2382 MISC .34 COMM 16.00 ROCKWELL AUTOMATION INC	085 830 9299	40783-00005 03-24-10	22,078.94	17,464.33- 400,000-	
03-24-10	ABEL NOSER CORP 03/19 SALE 7,491 SHS @ 17.3347 MISC 1.71 COMM 149.82 TALISMAN ENERGY INC SEDOL 2125600 ISIN CA87425E1034	085 830 3621	40783-00006 03-24-10	129,702.71	108,316.78- 7,491,000-	
03-29-10	BROADCORT CAPITAL CORP. 03/24 SALE 1,497 SHS @ 58.1562 MISC 1.16 COMM 37.46 ZIMMER HOLDINGS INC	085 830 6253	40788-00004 03-29-10	87,021.21	72,415.88- 1,497,000-	
04-28-10	BARCLAYS CAPITAL LE 04/23 SALE 590 SHS @ 157.4205 MISC 1.63 COMM 23.60 GOLDMAN SACHS GROUP INC	085 830 9299	40818-00007 04-28-10	92,852.87	56,357.02- 590,000-	
04-28-10	KEEFE BRUYETTE AND WOODS INC 04/23 SALE 7,678 SHS @ 27.2193 MISC 3.59 COMM 307.12 US BANCORP DEL COM NEW	085 830 0345	40818-00009 04-28-10	208,679.07	187,770.67- 7,678,000-	

DATE	-TRANSACTION- DESCRIPTION	-CODES- TRAN TAX INDV	HISTORY	- C A S H - INCOME	PRINCIPAL	INVEST/UNITS
05-04-10	MERRILL LYNCH PROFESSIONAL CLR 04/29 SALE 1,094 SHS @ 92.4538 MISC 1.76 COMM 21.88 FEDEX CORPORATION	085 830	0551 40824-00003 05-04-10	101,120.81		85,858.80- 1,094.000-
05-04-10	BARCLAYS CAPITAL LE 04/29 SALE 979 SHS @ 130.5893 MISC 2.21 COMM 39.16 INTERNATIONAL BUSINESS MACHS CORP	085 830	9299 40824-00005 05-04-10	127,805.55		85,782.13- 979.000-
05-04-10	ABEL NOSER CORP 04/29 SALE 2,418 SHS @ 51.0935 MISC 2.15 COMM 48.36 THE TRAVELERS COS INC	085 830	3621 40824-00006 05-04-10	123,493.58		123,207.01- 2,418.000-
05-06-10	CAP INSTITUTIONAL SERVICES INC 05/03 SALE 1,771 SHS @ 53.6444 MISC 1.65 COMM 70.84 WELLPOINT INC	085 830	9574 40826-00003 05-06-10	94,931.73		73,768.48- 1,771.000-
05-14-10	CREDIT SUISSE FIRST BOSTON LLC 05/10 SALE 2,100 SHS @ 35.601 MISC 1.32 COMM 21.00 CAMERON INTL CORP	085 830	0355 40834-00001 05-14-10	74,739.78		89,488.14- 2,100.000-
05-20-10	BROWN BROTHERS HARRIMAN & CO 05/17 SALE 4,338 SHS @ 32.86 MISC 2.46 COMM 173.52 AMERICAN ELECTRIC POWER INC	085 830	0010 40840-00005 05-20-10	142,370.70		139,776.00- 4,338.000-
05-20-10	WELLS FARGO SECS LLC 05/17 SALE 4,477 SHS @ 22.2711 MISC 1.73 COMM 111.95 EBAY INC	085 830	9252 40840-00008 05-20-10	99,594.03		72,171.03- 4,477.000-
05-20-10	BARCLAYS CAPITAL LE 05/17 SALE 2,010 SHS @ 53.385 MISC 1.81 COMM 80.40 KOHLS CORP	085 830	9299 40840-00009 05-20-10	107,221.64		92,492.48- 2,010.000-
05-25-10	BARCLAYS CAPITAL LE 05/20 SALE 5,577 SHS @ 12.9778 MISC 1.28 COMM 223.08 NEWS CORPORATION CL A	085 830	9299 40845-00003 05-25-10	72,152.83		71,451.41- 5,577.000-

- C A S H -
 INCOME

PRINCIPAL

-CODES-
 TRAN TAX INDV

HISTORY

06-01-10 MKM PARTNERS LLC
 05/26 SALE 831 SHS @ 97.716
 MISC 1.42 COMM 20.80
 FRANKLIN RESOURCES INC

81,179.77

81,179.77

085 830 8046 40852-00003
 06-01-10

73,230.05-
 831.000-

06-09-10 DEUTSCHE MORG GRENFFELL
 06/04 SALE 2,623 SHS @ 27.6989
 MISC 1.29 COMM 104.92
 NOBLE CORPORATION
 SEDOL: B65Z9D7
 ISIN: CH0033347318

72,548.01

72,548.01

085 830 0573 40860-00001
 06-09-10

73,364.72-
 2,623.000-

06-09-10 HOWARD WEIL DIVISION LEGG MANSON
 06/04 SALE 1,143 SHS @ 63.0878
 MISC 1.28 COMM 45.72
 FREEPORT MCMORAN COPPER & GOLD
 INC

72,062.36

72,062.36

085 830 0760 40860-00003
 06-09-10

55,349.72-
 1,143.000-

06-18-10 HOWARD WEIL DIVISION LEGG MANSON
 06/15 SALE 270 SHS @ 97.7524
 MISC .50 COMM 10.80
 APACHE CORPORATION

26,381.85

26,381.85

085 830 0760 40869-00001
 06-18-10

21,618.26-
 270.000-

06-18-10 BARCLAYS CAPITAL LE
 06/15 SALE 260 SHS @ 63.8075
 MISC .34 COMM 6.53
 DOLLAR TREE INC

16,583.08

16,583.08

085 830 9299 40869-00002
 06-18-10

10,461.87-
 260.000-

06-18-10 HOWARD WEIL DIVISION LEGG MANSON
 06/15 SALE 410 SHS @ 62.1214
 MISC .49 COMM 16.40
 EXXON MOBIL CORP

25,452.88

25,452.88

085 830 0760 40869-00003
 06-18-10

30,542.48-
 410.000-

06-18-10 MKM PARTNERS LLC
 06/15 SALE 930 SHS @ 29.1974
 MISC .51 COMM 18.60
 JOHNSON CONTROLS INC

27,134.47

27,134.47

085 830 8046 40869-00004
 06-18-10

24,339.71-
 930.000-

07-01-10 INVESTMENT TECHNOLOGY GROUP
 06/28 SALE 2,830 SHS @ 58.7291
 MISC 2.87 COMM 70.78
 EXXON MOBIL CORP

166,129.71

166,129.71

085 830 0099 40882-00004
 07-01-10

210,817.58-
 2,830.000-

07-01-10 MERRILL LYNCH PROFESSIONAL CLR
 06/28 SALE 6,110 SHS @ 10.5082
 MISC 1.14 COMM 122.20
 FORD MOTOR COMPANY

64,081.76

64,081.76

085 830 0551 40882-00005
 07-01-10

60,932.25-
 6,110.000-

- T R A N S A C T I O N A N A L Y S I S / S U M M A R Y -
 01/01/10 THROUGH 12/31/10
 ACCOUNT 5878319 THOMAS W PANGBORN RESIDUE APTV

BANK 21
 REGION 46
 OFFICE 885

DATE	-TRANSACTION- DESCRIPTION	-CODES- TRAN TAX INDV	HISTORY	- C A S H - INCOME	PRINCIPAL	INVEST/UNITS
07-01-10	ISI GROUP INC 06/28 SALE 900 SHS @ 27.9571 MISC .48 COMM 36.00 JOHNSON CONTROLS INC	085 830	9197 40882-00007 07-01-10	25,124.91	23,554.56- 900.000-	
07-02-10	MACQUARIE SECURITIES (USA) INC 06/29 SALE 880 SHS @ 45.0258 MISC .72 COMM 35.20 COOPER INDUSTRIES PLC SEDOL B40K911 ISIN IE00B40K9117	085 830	8920 40883-00001 07-02-10	39,586.78	38,541.86- 880.000-	
07-02-10	CITATION GROUP/EQUITY & MUNIS 06/29 SALE 730 SHS @ 66.5409 MISC .88 COMM 29.20 CUMMINS INC	085 830	9053 40883-00004 07-02-10	48,544.77	35,271.61- 730.000-	
07-02-10	BROWN BROTHERS HARRIMAN & CO 06/29 SALE 1,903 SHS @ 79.0108 MISC 2.60 COMM 76.12 OCCIDENTAL PETROLEUM CORP	085 830	0010 40883-00006 07-02-10	150,278.83	101,782.25- 1,903.000-	
07-02-10	CITATION GROUP/EQUITY & MUNIS 06/29 SALE 610 SHS @ 49.4149 MISC .57 COMM 24.40 ROCKWELL AUTOMATION INC	085 830	9053 40883-00008 07-02-10	30,118.12	26,633.10- 610.000-	
07-02-10	CITATION GROUP/EQUITY & MUNIS 06/29 SALE 880 SHS @ 64.8509 MISC 1.02 COMM 35.20 UNITED TECHNOLOGIES CORP	085 830	9053 40883-00009 07-02-10	57,032.57	44,922.81- 880.000-	
07-09-10	CITATION GROUP/EQUITY & MUNIS 07/06 SALE 2,636 SHS @ 28.4095 MISC 1.32 COMM 105.44 QEP RESOURCES INC	085 830	9053 40890-00003 07-09-10	74,780.68	51,614.11- 2,636.000-	
07-14-10	MERRILL LYNCH PROFESSIONAL CLR 07/09 SALE 2,636 SHS @ 16.1917 MISC .78 COMM 52.72 QUESTAR CORP	085 830	0551 40895-00002 07-14-10	42,627.82	24,956.62- 2,636.000-	
07-28-10	BANC/AMERICA SEC.LLC.MONTGOMERY 07/23 SALE 3,010 SHS @ 27.6055 MISC 1.47 COMM 120.40 WESTERN DIGITAL CORP	085 830	0773 40909-00003 07-28-10	82,970.69	125,456.63- 3,010.000-	

DATE	-TRANSACTION- DESCRIPTION	-CODES- TRAN TAX INDV	HISTORY	- C A S H - INCOME	PRINCIPAL	INVEST/UNITS
08-05-10	CITATION GROUP/EQUITY & MUNIS 08/02 SALE 1,800 SHS @ 49.2815 MISC 1.55 COMM 72.00 ALLEGHENY TECHNOLOGIES INC	085 830	9053 40917-00001 08-05-10	88,633.15	85,548.42- 1,800.000-	
08-05-10	BARCLAYS CAPITAL LE 08/02 SALE 1,420 SHS @ 30.5489 MISC .79 COMM 56.80 AMERISOURCEBERGEN CORP	085 830	9299 40917-00002 08-05-10	43,321.85	39,237.04- 1,420.000-	
08-05-10	MKM PARTNERS LLC 08/02 SALE 2,981 SHS @ 29.2603 MISC 1.53 COMM 74.55 JOHNSON CONTROLS INC	085 830	8046 40917-00008 08-05-10	87,148.87	78,017.93- 2,981.000-	
08-05-10	MACQUARIE SECURITIES (USA) INC 08/02 SALE 1,698 SHS @ 49.8435 MISC 1.49 COMM 67.92 PRICE T ROWE GROUP INC	085 830	8920 40917-00011 08-05-10	84,564.85	66,998.33- 1,698.000-	
08-09-10	CITATION GROUP/EQUITY & MUNIS 08/04 SALE 3,007 SHS @ 24.9634 MISC 1.33 COMM 120.28 DOW CHEMICAL CO	085 830	9053 40921-00002 08-09-10	74,943.34	80,881.99- 3,007.000-	
08-09-10	BANC/AMERICA SEC.LLC.MONTGOMERY 08/04 SALE 1,630 SHS @ 55.7162 MISC 1.59 COMM 65.20 ROCKWELL AUTOMATION INC	085 830	0773 40921-00004 08-09-10	90,750.61	71,167.15- 1,630.000-	
08-13-10	BUCKINGHAM RESEARCH GROUP INC 08/10 SALE 1,970 SHS @ 42.607 MISC 1.48 COMM 78.80 HEWLETT-PACKARD CO	085 830	3619 40925-00002 08-13-10	83,855.51	98,860.71- 1,970.000-	
08-17-10	ABEL NOSER CORP 08/12 SALE 2,740 SHS @ 42.385 MISC 2.02 COMM 54.80 HASBRO INC	085 830	3621 40929-00002 08-17-10	116,078.08	105,275.48- 2,740.000-	
08-17-10	MKM PARTNERS LLC 08/12 SALE 550 SHS @ 69.3672 MISC .70 COMM 13.78 SHIRE PLC SPONSORED ADR	085 830	8046 40929-00004 08-17-10	38,137.48	24,078.31- 550.000-	

DATE	TRANSACTION- DESCRIPTION	-TRANSACTION- DESCRIPTION	-CODES- TRAN TAX INDV	HISTORY	INCOME	PRINCIPAL	INVEST/UNITS
08-30-10	BAYPOINT TRADING LLC 08/25 SALE 190 SHS @ 86.3812 MISC .34 COMM 4.78 APACHE CORPORATION	08/25 SALE 190 SHS @ 86.3812 MISC .34 COMM 4.78 APACHE CORPORATION	085 830	9552 40942-00004 08-30-10	16,407.32	15,212.85- 190,000-	
08-30-10	BAYPOINT TRADING LLC 08/25 SALE 210 SHS @ 73.4349 MISC .31 COMM 5.27 CUMMINS INC	08/25 SALE 210 SHS @ 73.4349 MISC .31 COMM 5.27 CUMMINS INC	085 830	9552 40942-00005 08-30-10	15,415.74	10,146.63- 210,000-	
08-30-10	CREDIT SUISSE FIRST BOSTON LLC 08/25 SALE 870 SHS @ 18.073 MISC .32 COMM 21.78 EMC CORP	08/25 SALE 870 SHS @ 18.073 MISC .32 COMM 21.78 EMC CORP	085 830	0355 40942-00006 08-30-10	15,701.42	14,296.33- 870,000-	
08-30-10	BAYPOINT TRADING LLC 08/25 SALE 460 SHS @ 30.8015 MISC .30 COMM 11.52 VIACOM INC CLASS B WI	08/25 SALE 460 SHS @ 30.8015 MISC .30 COMM 11.52 VIACOM INC CLASS B WI	085 830	9552 40942-00007 08-30-10	14,156.87	11,405.16- 460,000-	
08-31-10	BARCLAYS CAPITAL LE 08/26 SALE 6,520 SHS @ 12.6053 MISC 1.45 COMM 163.03 BANK OF AMERICA CORP	08/26 SALE 6,520 SHS @ 12.6053 MISC 1.45 COMM 163.03 BANK OF AMERICA CORP	085 830	9299 40943-00001 08-31-10	82,022.08	104,843.18- 6,520,000-	
10-04-10	BARCLAYS CAPITAL LE 09/29 SALE 2,810 SHS @ 58.7877 MISC 2.79 COMM 70.25 HESS CORPORATION	09/29 SALE 2,810 SHS @ 58.7877 MISC 2.79 COMM 70.25 HESS CORPORATION	085 830	9299 40977-00004 10-04-10	165,120.39	149,737.49- 2,810,000-	
10-04-10	MERRILL LYNCH PROFESSIONAL CLR 09/29 SALE 1,220 SHS @ 68.6701 MISC 1.42 COMM 24.40 SHIRE PLC SPONSORED ADR	09/29 SALE 1,220 SHS @ 68.6701 MISC 1.42 COMM 24.40 SHIRE PLC SPONSORED ADR	085 830	0551 40977-00007 10-04-10	83,751.71	53,410.07- 1,220,000-	
10-26-10	BROWN BROTHERS HARRIMAN & CO 10/21 SALE 2,190 SHS @ 35.5224 MISC 1.31 COMM 87.60 COMERICA INC	10/21 SALE 2,190 SHS @ 35.5224 MISC 1.31 COMM 87.60 COMERICA INC	085 830	0010 40999-00002 10-26-10	77,705.14	96,799.89- 2,190,000-	
11-04-10	INSTINET 11/01 SALE 2,620 SHS @ 31.1614 MISC 1.38 COMM 52.40 BEMIS COMPANY	11/01 SALE 2,620 SHS @ 31.1614 MISC 1.38 COMM 52.40 BEMIS COMPANY	085 830	0067 41008-00001 11-04-10	81,589.09	73,495.72- 2,620,000-	

- T R A N S A C T I O N A N A L Y S I S / S U M M A R Y -
 01/01/10 THROUGH 12/31/10
 ACCOUNT 5878319 THOMAS W PANGBORN RESIDUE APTV

BANK 21
 REGION 46
 OFFICE 885

DATE	-TRANSACTION- DESCRIPTION	-CODES- TRAN TAX INDV	HISTORY	INCOME	PRINCIPAL	INVEST/UNITS
11-04-10	ABEL NOSER CORP 11/01 SALE 3,569 SHS @ 40.1555 MISC 2.42 COMM 71.38 METLIFE INC.	085 830	3621 41008-00004 11-04-10		143,241.18	134,222.72- 3,569.000-
11-04-10	MKM PARTNERS LLC 11/01 SALE 980 SHS @ 75.4099 MISC 1.25 COMM 24.50 WHIRLPOOL CORP	085 830	8046 41008-00005 11-04-10		73,875.95	103,730.35- 980.000-

DATE 04/29/11
TIME 10:12
PAGE 0010

- T R A N S A C T I O N A N A L Y S I S / S U M M A R Y -
01/01/10 THROUGH 12/31/10
ACCOUNT 5878319 THOMAS W PANGBORN RESIDUE APTV

BANK 21
REGION 46
OFFICE 885

DATE	-TRANSACTION- DESCRIPTION	-CODES- TRAN TAX INDV	HISTORY	- C A S H - INCOME	PRINCIPAL	INVEST/UNITS
------	------------------------------	--------------------------	---------	-----------------------	-----------	--------------

	TOTALS FOR TAX CODE 830	SALES		5,591,945.49		5,157,538.23-P
--	-------------------------	-------	--	--------------	--	----------------

ACCOUNT 5878319 THOMAS W PANGBORN RESIDUE
 FROM: 01/01/10 TO: 12/31/10

TAX CODE	OR-OFF SERIAL	SEQ LOT#	ACQUIRED DATE	TRADE DATE	UNITS	PROCEEDS	TAX COST	FEDERAL G/L	STATE G/L
82B	573	41049-00029	00000	04/07/09	1,431.320	1,431.32	1,431.06	.26 L	.00
TOTAL-LONG					3,034.550	3,034.55	3,034.00	.55	.00

ASSET 98385XAP1 XTO ENERGY INC
 SR UNSECURED
 05.500% DUE 06/15/2018

830	573	41056-00009	00000	07/15/10	45,000.000	51,380.10	51,439.05	58.95-S	.00
TOTAL-SHORT					45,000.000	51,380.10	51,439.05	58.95-	.00

ASSET 98956P102 ZIMMER HOLDINGS INC

830	885	40788-00004	00000	08/25/09	1,497.000	87,021.21	72,415.88	14,605.33 S	.00
TOTAL-SHORT					1,497.000	87,021.21	72,415.88	14,605.33	.00

LISTED SALES-TOTAL LONG					5150,740.830	8920,871.68	8672,420.30	8,575.71 L	.00 L
SHORT					3672,539.850	6353,203.51	6227,138.40		

CAPITAL GAIN DISTRIBUTIONS									
GRAND TOTAL-SHORT -LONG					8853,280.680	15304,074.52	14929,558.00	248,451.38	134,640.82

CARRYOVER (CURRENT) LT Div: + 8,575.71
 ST Div: + 6,654.70

15,319,304.93
 - 14,929,558.00

 389,746.93
 + 10,335.19

 400,082.12
 100.00

part I, line 7: 399,982.12

REPORT: TMS-TX-23
 BANK 21 PNC BANK (21)
 REGION 46 BALTIMORE
 OFFICE 001 C & E

ACCOUNT 5878319 THOMAS W PANGBORN RESIDUE
 FROM: 01/01/10 TO: 12/31/10

PAGE: 1
 RUN DATE: 04/29/11

GAIN/LOSS FEDERAL REPORT INTERNAL USE ONLY

TAX CODE	OR-OFF SERIAL	SEQ LOT#	DATES ACQUIRED	TRADE	UNITS	PROCEEDS	TAX COST	FEDERAL G/L	STATE G/L
	ASSET G24140108		COOPER INDUSTRIES PLC						
			SEDOL B40K911	ISIN IE00B40K9117					
830	885	40883-00001	00000	12/02/09 06/29/10	880.000	39,586.78	38,894.42	692.36 S	.00
			TOTAL-SHORT		880.000	39,586.78	38,894.42	692.36	.00
	ASSET G491BT108		INVESCO LTD						
			ISIN BMG491BT1088	SEDOL B28XP76					
830	885	40733-00001	00000	10/22/09 01/28/10	3,563.000	72,164.44	81,462.29	9,297.85-S	.00
			TOTAL-SHORT		3,563.000	72,164.44	81,462.29	9,297.85-	.00
	ASSET G6852T105		PARTNERRE LTD						
			ISIN 40774-00001	00000	10/16/09 03/10/10				
830	885	40774-00001	00000	10/16/09 03/10/10	1,038.000	80,756.56	83,306.66	2,550.10-S	.00
			TOTAL-SHORT		1,038.000	80,756.56	83,306.66	2,550.10-	.00
	ASSET H5833N103		NOBLE CORPORATION						
			SEDOL: B65Z9D7						
			ISIN: CH0033347318						
830	885	40860-00001	00000	04/29/09 06/04/10	2,498.000	69,090.71	69,361.39	270.68-L	.00
830	885	40860-00001	00000	05/12/09 06/04/10	125.000	3,457.30	3,756.39	299.09-L	.00
			TOTAL-LONG		2,623.000	72,548.01	73,117.78	569.77-	.00
	ASSET 00206RAP7		AT&T CORP						
			SR UNSEC						
			06.700% DUE	11/15/2013					
830	573	40742-00003	00000	11/12/08 02/08/10	35,000.000	39,936.75	34,940.15	4,996.60 L	.00
			TOTAL-LONG		35,000.000	39,936.75	34,940.15	4,996.60	.00
	ASSET 00206R102		AT&T INC						
			ISIN 40753-00001	00000	05/22/06 02/17/10				
830	885	40753-00001	00000	10/07/08 02/17/10	400.000	10,152.09	10,120.12	31.97 L	.00
830	885	40753-00001	00000	12/04/08 02/17/10	940.000	23,857.41	25,155.25	1,297.84-L	.00
830	885	40753-00001	00000	12/04/08 02/17/10	180.000	4,568.44	5,111.78	543.34-L	.00

REPORT: TMS-TX-23
 BANK 21 PNC BANK (21)
 REGION 46 BALTIMORE
 OFFICE 001 C & E

GAIN/LOSS FEDERAL REPORT INTERNAL USE ONLY
 ACCOUNT 5878319 THOMAS W PANGBORN RESIDUE
 FROM: 01/01/10 TO: 12/31/10

PAGE: 2
 RUN DATE: 04/29/11

TAX CODE	OR-OFF ASSET	SERIAL SEQ LOT#	ACQUIRED (CONT'D)	TRADE	DATES	UNITS	PROCEEDS	TAX COST	FEDERAL G/L	STATE G/L
			TOTAL-LONG			1,520.000	38,577.94	40,387.15	1,809.21-	.00
ASSET	01741R102	ALLEGHENY TECHNOLOGIES INC								
830	885	40917-00001	00000	03/04/10	08/02/10	1,800.000	88,633.15	85,548.42	3,084.73 S	.00
			TOTAL-SHORT			1,800.000	88,633.15	85,548.42	3,084.73	.00
ASSET	020002AW1	ALLSTATE CORP								
		SR NTS								
		06.200%	DUE 05/16/2014							
830	573	40945-00001	00000	05/11/09	08/30/10	25,000.000	29,017.00	24,964.75	4,052.25 L	.00
			TOTAL-LONG			25,000.000	29,017.00	24,964.75	4,052.25	.00
ASSET	025537101	AMERICAN ELECTRIC POWER INC								
830	885	40840-00005	00000	11/25/09	05/17/10	4,338.000	142,370.70	139,776.00	2,594.70 S	.00
			TOTAL-SHORT			4,338.000	142,370.70	139,776.00	2,594.70	.00
ASSET	025816109	AMERICAN EXPRESS CO								
830	885	40733-00002	00000	05/07/09	01/28/10	1,240.000	46,368.22	32,616.21	13,752.01 S	.00
			TOTAL-SHORT			1,240.000	46,368.22	32,616.21	13,752.01	.00
ASSET	03073E105	AMERISOURCEBERGEN CORP								
830	885	40917-00002	00000	01/07/10	08/02/10	1,420.000	43,321.85	36,717.93	6,603.92 S	.00
			TOTAL-SHORT			1,420.000	43,321.85	36,717.93	6,603.92	.00
ASSET	037411AS4	APACHE CORPORATION								
		NOTES								
		05.625%	DUE 01/15/2017							
830	573	40783-00002	00000	08/11/08	03/19/10	65,000.000	72,189.65	65,703.95	6,485.70 L	.00
			TOTAL-LONG			65,000.000	72,189.65	65,703.95	6,485.70	.00
ASSET	037411105	APACHE CORPORATION								
830	885	40869-00001	00000	07/21/09	06/15/10	270.000	26,381.85	20,857.42	5,524.43 S	.00
830	885	40942-00004	00000	07/21/09	08/25/10	190.000	16,407.32	14,677.44	1,729.88 L	.00

REPORT: TMS-TX-23
 BANK 21 PNC BANK (21)
 REGION 46 BALTIMORE
 OFFICE 001 C & E

ACCOUNT 5878319 THOMAS W PANGBORN RESIDUE
 FROM: 01/01/10 TO: 12/31/10

USE ONLY

PAGE: 3
 RUN DATE: 04/29/11

TAX CODE	OR-OFF SERIAL	SEQ LOT#	DATES ACQUIRED	TRADE	UNITS	PROCEEDS	TAX COST	FEDERAL G/L	STATE G/L
	ASSET 037411105				460.000	42,789.17	35,534.86	5,524.43	.00
	TOTAL-SHORT							1,729.88	.00
	TOTAL-LONG								.00
ASSET 053332AH5	AUTOZONE INC								
	NOTES								
	06.500% DUE 01/15/2014								
830	573 40789-00001	00000	01/06/10	03/25/10	15,000.000	16,485.45	16,553.40	67.95-S	.00
	TOTAL-SHORT				15,000.000	16,485.45	16,553.40	67.95-	.00
ASSET 054303AT9	AVON PRODUCTS INC								
	BONDS								
	04.800% DUE 03/01/2013								
830	573 40838-00001	00000	10/30/08	05/13/10	30,000.000	32,244.90	27,396.00	4,848.90 L	.00
	TOTAL-LONG				30,000.000	32,244.90	27,396.00	4,848.90	.00
ASSET 054303AV4	AVON PRODUCTS INC								
	SR UNSEC								
	05.625% DUE 03/01/2014								
830	573 40838-00003	00000	02/25/09	05/13/10	25,000.000	27,671.75	24,863.75	2,808.00 L	.00
	TOTAL-LONG				25,000.000	27,671.75	24,863.75	2,808.00	.00
ASSET 054937AE7	BB&T CORPORATION								
	SUB NTS								
	05.200% DUE 12/23/2015								
830	573 40740-00001	00000	08/18/09	02/04/10	40,000.000	42,535.60	40,598.80	1,936.80 S	.00
830	573 40740-00001	00000	08/26/09	02/04/10	20,000.000	21,267.80	20,261.40	1,006.40 S	.00
	TOTAL-SHORT				60,000.000	63,803.40	60,860.20	2,943.20	.00
ASSET 05531FAA1	BB&T CORPORATION								
	SR UNSEC								
	05.700% DUE 04/30/2014								
830	573 40991-00001	00000	02/04/10	10/13/10	40,000.000	45,183.60	43,956.80	1,226.80 S	.00

REPORT: TMS-TX-23
 BANK 21 PNC BANK (21)
 REGION 46 BALTIMORE
 OFFICE 001 C & E

ACCOUNT 5878319 THOMAS W PANGBORN RESIDUE
 FROM: 01/01/10 TO: 12/31/10

GAIN/LOSS FEDERAL REPORT INTERNAL USE ONLY

PAGE: 4
 RUN DATE: 04/29/11

TAX CODE	OR-OFF SERIAL	SEQ LOT#	DATES ACQUIRED	TRADE	UNITS	PROCEEDS	TAX COST	FEDERAL G/L	STATE G/L
ASSET 05531FAA1 (CONT'D)									
TOTAL-SHORT									
ASSET 060508AB7 BANK OF AMERICA CORP									
FDIC GUARANTEED									
VAR % DUE 12/02/2010									
830	573	40938-00001	00000	12/01/08	08/19/10	45,065.12	45,000.00	65.12 L	.00
829	573	41036-00003	00000	12/01/08	12/02/10	15,000.00	15,000.00	.00 L	.00
TOTAL-LONG									
ASSET 0605050L6 BANK OF AMERICA CORP									
SUB NTS									
05.750% DUE 08/15/2016									
830	573	40797-00001	00000	11/18/08	04/01/10	60,948.00	52,990.20	7,957.80 L	.00
TOTAL-LONG									
ASSET 060505104 BANK OF AMERICA CORP									
SR NTS									
07.625% DUE 06/01/2019									
830	885	40943-00001	00000	05/21/09	08/26/10	40,155.59	36,632.03	3,523.56 L	.00
830	885	40943-00001	00000	08/10/09	08/26/10	11,473.03	15,316.68	3,843.65-L	.00
830	885	40943-00001	00000	08/25/09	08/26/10	30,393.46	42,948.99	12,555.53-L	.00
TOTAL-LONG									
ASSET 06051GDZ9 BANK OF AMERICA CORP									
SR NTS									
07.625% DUE 06/01/2019									
830	573	40837-00003	00000	05/28/09	05/12/10	11,363.70	9,924.40	1,439.30 S	.00
TOTAL-SHORT									
ASSET 06051GEA3 BANK OF AMERICA CORP									
SR NTS									
06.500% DUE 08/01/2016									
830	573	40900-00001	00000	07/23/09	07/14/10	16,571.10	14,962.35	1,608.75 S	.00
830	573	40900-00001	00000	04/01/10	07/14/10	11,047.40	10,801.30	246.10 S	.00
830	573	40987-00003	00000	04/01/10	10/08/10	22,820.20	21,602.60	1,217.60 S	.00

REPORT: TMS-TX-23
 BANK 21 PNC BANK (21)
 REGION 46 BALTIMORE
 OFFICE 001 C & E

ACCOUNT 5878319 THOMAS W PANGBORN RESIDUE
 FROM: 01/01/10 TO: 12/31/10

USE ONLY

PAGE: 5
 RUN DATE: 04/29/11

TAX CODE	OR-OFF SERIAL	SEQ LOT#	ACQUIRED	TRADE	DATES	UNITS	PROCEEDS	TAX COST	FEDERAL G/L	STATE G/L
ASSET 06051GEA3 (CONT'D)										
TOTAL-SHORT										
ASSET 06406HBL2 BANK OF NEW YORK MELLON NTS										
830	573	40839-00001	00000	05/05/09	05/14/10	50,000.000	53,324.00	49,984.00	3,340.00	.00
TOTAL-LONG										
ASSET 081437AGO BEMIS COMPANY INC SR UNSEC										
830	573	41030-00001	00000	07/20/09	11/22/10	5,000.000	5,563.55	4,991.55	572.00	.00
830	573	41030-00001	00000	08/19/09	11/22/10	25,000.000	27,817.75	26,148.50	1,669.25	.00
TOTAL-LONG										
ASSET 081437105 BEMIS COMPANY										
830	885	41008-00001	00000	06/04/10	11/01/10	2,620.000	81,589.09	73,495.72	8,093.37	.00
TOTAL-SHORT										
ASSET 084670AVO BERKSHIRE HATHWAY INC SR UNSEC										
830	573	40837-00006	00000	02/04/10	05/12/10	40,000.000	40,764.00	39,966.80	797.20	.00
830	573	41050-00003	00000	02/04/10	12/13/10	20,000.000	20,669.20	19,983.40	685.80	.00
830	573	41055-00003	00000	02/04/10	12/16/10	15,000.000	15,377.40	14,987.55	389.85	.00
TOTAL-SHORT										
ASSET 118759109 BUCYRUS INTL INC										
830	885	40741-00003	00000	11/03/09	02/05/10	1,682.000	83,110.94	80,460.99	2,649.95	.00
TOTAL-SHORT										
ASSET 12616RAC5 CNH EQUIPMENT TRUST SERIES 2009-A CLASS A3										
828	573	40866-00002	00000	03/26/09	06/15/10	923.970	923.97	923.91	.06	.00
828	573	40896-00004	00000	03/26/09	07/15/10	1,231.980	1,231.98	1,231.90	.08	.00

REPORT: TMS-TX-23
 BANK 21 PNC BANK (21)
 REGION 46 BALTIMORE
 OFFICE 001 C & E

ACCOUNT 5878319 THOMAS W PANGBORN RESIDUE
 FROM: 01/01/10 TO: 12/31/10

GAIN/LOSS FEDERAL REPORT INTERNAL USE ONLY

PAGE: 6
 RUN DATE: 04/29/11

TAX CODE	OR-OFF	SERIAL	SEQ	LOT#	ACQUIRED	TRADE	UNITS	PROCEEDS	TAX COST	FEDERAL	STATE
ASSET 12619NAD9 CNH EQUIPMENT TRUST											
SERIES 2007-B CLASS A3A											
05.400% DUE 10/17/2011											
828	573	40715-00006	00000	01/08/09	01/15/10	1,041.110	1,041.11	1,041.04	.07 L		
828	573	40747-00004	00000	01/08/09	02/15/10	792.850	792.85	792.80	.05 L	23.65 L	.00
828	573	40774-00004	00000	01/08/09	03/15/10	809.730	809.73	809.68	.05 L	21.00 L	.00
828	573	40988-00002	00000	03/26/09	10/15/10	850.950	850.95	850.90	.05 L	15.62 L	.00
828	573	41019-00005	00000	03/26/09	11/15/10	994.870	994.87	994.81	.06 L	32.62 L	.00
TOTAL-LONG											
6,645.460											
ASSET 126408103 CSX CORP											
830	885	40733-00003	00000	07/23/09	01/28/10	957.890	957.89	934.24		94.60	.00
TOTAL-SHORT											
1,934.000											
ASSET 13342B105 CAMERON INTL CORP											
830	885	40834-00001	00000	01/14/10	05/10/10	850.770	850.77	829.77		5,627.44 S	.00
TOTAL-SHORT											
1,934.000											
ASSET 14312WAD5 CARMAX AUTO OWNER TR											
SERIES 2009-1 CLASS A3											
04.120% DUE 03/15/2013											
828	573	41019-00007	00000	04/07/09	11/15/10	588.290	588.29	588.24	.05 L		.00
828	573	41049-00004	00000	04/07/09	12/15/10	2,522.380	2,522.38	2,522.17	.21 L		.00
TOTAL-LONG											
3,110.670											
ASSET 144141CZ9 PROGRESS ENERGY CAROLINA											
1ST MTG											
05.300% DUE 01/15/2019											
830	573	41000-00001	00000	01/08/09	10/22/10	10,000.000	11,654.00	9,990.80		1,663.20 L	.00

REPORT: TMS-TX-23
 BANK 21 PNC BANK (21)
 REGION 46 BALTIMORE
 OFFICE 001 C & E

ACCOUNT 5878319 THOMAS W PANGBORN RESIDUE
 FROM: 01/01/10 TO: 12/31/10

GAIN/LOSS FEDERAL REPORT INTERNAL USE ONLY

PAGE: 7
 RUN DATE: 04/29/11

G A I N / L O S S I N F O R M A T I O N

TAX CODE	OR-OFF SERIAL	SEQ LOT#	DATES ACQUIRED	TRADE	UNITS	PROCEEDS	TAX COST	FEDERAL G/L	STATE G/L
ASSET	144141CZ9	(CONT'D)			10,000.000	11,654.00	9,990.80	1,663.20	.00
TOTAL-LONG									
ASSET	14912L4A6	CATERPILLAR FIN SERV CORP			40,000.000	43,570.00	39,966.40	3,603.60	.00
		SR UNSEC SERIES MTN			40,000.000	43,570.00	39,966.40	3,603.60	.00
		04.900% DUE 08/15/2013							
		08/11/08 06/17/10							
TOTAL-LONG									
ASSET	161571AW4	CHASE ISSUANCE TRUST			90,000.000	90,000.00	90,376.17	376.17	.00
		SERIES 2005-A10 CLASS A10			90,000.000	90,000.00	90,376.17	376.17	.00
		04.650% DUE 12/17/2012							
		09/05/08 10/15/10							
TOTAL-LONG									
ASSET	166764100	CHEVRON CORPORATION			622.000	49,407.26	45,210.57	4,196.69	.00
	885	40720-00002 00000 12/04/08 01/14/10			622.000	49,407.26	45,210.57	4,196.69	.00
TOTAL-LONG									
ASSET	172967CK5	CITIGROUP INC			10,000.000	10,629.60	10,082.20	547.40	.00
		NTS			10,000.000	10,629.60	10,082.20	547.40	.00
		05.125% DUE 05/05/2014							
		02/10/10 09/22/10							
TOTAL-SHORT									
ASSET	200340107	COMERICA INC			920.000	32,643.26	40,645.32	8,002.06	.00
	885	40999-00002 00000 04/23/10 10/21/10			920.000	32,643.26	40,645.32	8,002.06	.00
	885	40999-00002 00000 04/23/10 10/21/10			1,270.000	45,061.88	56,154.57	11,092.69	.00
TOTAL-SHORT									
ASSET	209111EW9	CONS EDISON CO OF NY			40,000.000	44,291.20	39,968.40	4,322.80	.00
		NTS			40,000.000	44,291.20	39,968.40	4,322.80	.00
		05.550% DUE 04/01/2014							
		03/23/09 01/21/10							
TOTAL-SHORT									

TAX CODE OR-OFF SERIAL ASSET 209111EW9 (CONT'D)

----- DATES -----
 SEQ LOT# ACQUIRED TRADE

TOTAL-SHORT

ASSET 219350AN5 CORNING INC
 NT
 06.200% DUE 03/15/2016
 830 573 40944-00001 00000 02/10/10 09/01/10

TOTAL-SHORT

ASSET 225458VM7 CS FIRST BOSTON MORTGAGE SEC
 SERIES 2005-C3 CLASS A2
 04.512% DUE 07/15/2037

828	573	40715-00011	00000	01/16/09	01/01/10	201.46	187.17	14.29	S	.00
828	573	40749-00002	00000	01/16/09	02/01/10	209.19	194.35	14.84	L	.00
828	573	40778-00002	00000	01/16/09	02/28/10	273.65	254.24	19.41	L	.00
828	573	40809-00002	00000	01/16/09	03/31/10	215.59	200.30	15.29	L	.00
828	573	40837-00016	00000	01/16/09	04/30/10	230.65	214.29	16.36	L	.00
828	573	40869-00003	00000	01/16/09	05/31/10	1,298.17	1,206.08	92.09	L	.00
828	573	40960-00002	00000	01/16/09	09/01/10	36.43	33.85	2.58	L	.00
828	573	40991-00004	00000	01/16/09	10/01/10	39.93	37.10	2.83	L	.00
828	573	41005-00002	00000	01/16/09	08/01/10	29.75	27.64	2.11	L	.00
828	573	41022-00003	00000	01/16/09	11/01/10	440.85	409.58	31.27	L	.00
828	573	41051-00002	00000	01/16/09	12/01/10	196.96	182.99	13.97	L	.00
						3,172.63	2,947.59	14.29		.00
								210.75		.00

TOTAL-SHORT
 TOTAL-LONG

ASSET 231021106 CUMMINS INC

830	885	40783-00001	00000	10/23/09	03/19/10	50,703.51	42,397.62	8,305.89	S	.00
830	885	40883-00004	00000	10/23/09	06/29/10	48,544.77	35,575.02	12,969.75	S	.00
830	885	40942-00005	00000	10/23/09	08/25/10	15,415.74	10,233.91	5,181.83	S	.00
						114,664.02	88,206.55	26,457.47		.00

TOTAL-SHORT

ASSET 24422EQU6 JOHN DEERE CAPITAL CORP
 NOTES SERIES MTN
 04.900% DUE 09/09/2013

830	573	40959-00002	00000	09/03/08	09/13/10	66,177.60	59,871.00	6,306.60	L	.00
-----	-----	-------------	-------	----------	----------	-----------	-----------	----------	---	-----

TOTAL-SHORT

REPORT: TMS-TX-23
 BANK 21 PNC BANK (21)
 REGION 46 BALTIMORE
 OFFICE 001 G & E

ACCOUNT 5878319 THOMAS W PANGBORN RESIDUE
 FROM: 01/01/10 TO: 12/31/10

PAGE: 9
 RUN DATE: 04/29/11

GAIN/LOSS INFORMATION

TAX CODE	OR-OFF SERIAL	SEQ LOT#	DATES ACQUIRED	TRADE	UNITS	PROCEEDS	TAX COST	FEDERAL G/L	STATE G/L
	ASSET 24422EQU6	(CONT'D)			60,000.000	66,177.60	59,871.00	6,306.60	.00
	TOTAL-LONG								
	ASSET 2515A0U76	DEUTSCHE BANK AG			10,000.000	9,976.10	9,982.70	6.60-S	.00
	830	573	40833-00005	03/23/10	25,000.000	26,504.50	24,956.75	1,547.75 S	.00
	830	573	40981-00003	03/23/10	35,000.000	36,480.60	34,939.45	1,541.15	.00
	TOTAL-SHORT								
	ASSET 256746108	DOLLAR TREE INC			260.000	16,583.08	10,517.31	6,065.77 L	.00
	830	885	40869-00002	00000 12/04/08	260.000	16,583.08	10,517.31	6,065.77	.00
	TOTAL-LONG								
	ASSET 25746UBE8	DOMINION RESOURCES INC			40,000.000	44,862.00	39,962.40	4,899.60 L	.00
	830	573	40782-00001	00000 06/15/2018	40,000.000	44,862.00	39,962.40	4,899.60	.00
	TOTAL-LONG								
	ASSET 260543103	DOW CHEMICAL CO			3,007.000	74,943.34	80,881.99	5,938.65-S	.00
	830	885	40921-00002	00000 09/22/09	3,007.000	74,943.34	80,881.99	5,938.65-	.00
	TOTAL-SHORT								
	ASSET 263534BX6	EI DUPONT DE NEMOURS			35,000.000	38,080.35	34,899.90	3,180.45 L	.00
	830	573	40838-00005	00000 02/17/09	35,000.000	38,080.35	34,899.90	3,180.45	.00
	TOTAL-LONG								
	ASSET 268648102	EMC CORP			870.000	15,701.42	13,676.31	2,025.11 S	.00
	830	885	40942-00006	00000 09/01/09	870.000	15,701.42	13,676.31	2,025.11 S	.00

TAX CODE	OR-OFF SERIAL	SEQ LOT#	ACQUIRED	TRADE	DATES	UNITS	PROCEEDS	TAX COST	FEDERAL G/L	STATE G/L
ASSET 268848102						870.000	15,701.42	13,676.31	2,025.11	.00
TOTAL-SHORT										
ASSET 26884LA7	EQT CORP									
	NTS									
	08.125% DUE 06/01/2019									
830	573	40932-00001	00000	04/22/10	08/17/10	15,000.000	18,616.95	18,169.35	447.60	.00
TOTAL-SHORT										
ASSET 278642103	EBAY INC					4,477.000	99,594.03	72,171.03	27,423.00	.00
830	885	40840-00008	00000	07/07/09	05/17/10	4,477.000	99,594.03	72,171.03	27,423.00	.00
TOTAL-SHORT										
ASSET 29250RAS5	ENBRIDGE ENERGY PARTNERS									
	SR UNSEC									
	05.200% DUE 03/15/2020									
830	573	40915-00003	00000	02/25/10	07/29/10	25,000.000	26,205.25	24,989.75	1,215.50	.00
TOTAL-SHORT										
ASSET 29736RAD2	ESTEE LAUDER CO INC									
	SR NOTES									
	07.750% DUE 11/01/2013									
830	573	41042-00001	00000	10/30/08	12/03/10	50,000.000	58,396.00	49,966.00	8,430.00	.00
TOTAL-LONG										
ASSET 30231G102	EXXON MOBIL CORP									
830	885	40720-00003	00000	12/04/08	01/14/10	656.000	45,615.95	50,400.09	4,784.14	.00
830	885	40869-00003	00000	12/04/08	06/15/10	410.000	25,452.88	31,500.05	6,047.17	.00
830	885	40882-00004	00000	12/04/08	06/28/10	2,588.000	151,923.57	198,834.49	46,910.92	.00
830	885	40882-00004	00000	02/02/09	06/28/10	242.000	14,206.14	18,440.40	4,234.26	.00
TOTAL-LONG										
ASSET 3128MBYT8	FEDERAL HOME LOAN MTG CORP					3,896.000	237,198.54	299,175.03	61,976.49	.00
	GOLD POOL #G13222									
	04.500% DUE 06/01/2023									
828	573	40715-00013	00000	07/28/08	12/31/09	1,765.370	1,765.37	1,693.10	72.27	.00
828	573	40747-00013	00000	07/28/08	01/31/10	1,603.180	1,603.18	1,537.55	65.63	.00

TAX CODE	OR-OFF	SERIAL	SEQ	LOT#	ACQUIRED	TRADE	DATES	UNITS	PROCEEDS	TAX COST	FEDERAL G/L	STATE G/L
828	573	40774-00011	00000	07/28/08	02/28/10			1,502.290	1,502.29	1,440.79	61.50 L	.00
828	573	40805-00007	00000	07/28/08	03/31/10			1,302.520	1,302.52	1,249.20	53.32 L	.00
828	573	40837-00018	00000	07/28/08	04/30/10			914.490	914.49	877.05	37.44 L	.00
828	573	40866-00008	00000	07/28/08	05/31/10			1,349.570	1,349.57	1,294.32	55.25 L	.00
828	573	40896-00009	00000	07/28/08	06/30/10			1,982.530	1,982.53	1,901.37	81.16 L	.00
828	573	40928-00007	00000	07/28/08	07/31/10			1,465.330	1,465.33	1,405.34	59.99 L	.00
828	573	40958-00007	00000	07/28/08	08/31/10			2,327.960	2,327.96	2,232.66	95.30 L	.00
828	573	40988-00007	00000	07/28/08	09/30/10			2,629.700	2,629.70	2,522.05	107.65 L	.00
828	573	41019-00013	00000	07/28/08	10/31/10			2,283.490	2,283.49	2,190.01	93.48 L	.00
828	573	41049-00008	00000	07/28/08	11/30/10			2,820.500	2,820.50	2,705.04	115.46 L	.00
TOTAL-LONG								21,946.930	21,946.93	21,048.48	898.45	.00
ASSET 3128X9AM2 FEDERAL HOME LN MTG CORP												
NTS CALL 08/24/10 @ 100												
02.250% DUE 08/24/2012												
830	573	40727-00001	00000	08/03/09	01/22/10			45,000.000	45,346.50	45,000.00	346.50 S	.00
830	573	40782-00003	00000	08/03/09	03/22/10			75,000.000	75,412.50	75,000.00	412.50 S	.00
TOTAL-SHORT								120,000.000	120,759.00	120,000.00	759.00	.00
ASSET 31331YVR8 FEDERAL FARM CREDIT BANK												
UNSECURED												
04.670% DUE 02/27/2018												
830	573	41040-00005	00000	04/23/09	12/03/10			35,000.000	39,177.60	36,536.50	2,641.10 L	.00
TOTAL-LONG								35,000.000	39,177.60	36,536.50	2,641.10	.00
ASSET 31359M4D2 FEDERAL NATL MTG ASSN												
NTS												
05.000% DUE 02/13/2017												
830	573	40727-00003	00000	03/14/07	01/26/10			150,000.000	165,134.40	150,715.50	14,418.90 L	.00
830	573	40742-00006	00000	03/14/07	02/04/10			75,000.000	82,485.68	75,357.75	7,127.93 L	.00
830	573	40908-00003	00000	08/27/07	07/27/10			10,000.000	11,428.97	9,910.70	1,518.27 L	.00
830	573	40911-00005	00000	08/27/07	07/27/10			5,000.000	5,711.82	4,955.35	756.47 L	.00
830	573	40911-00007	00000	08/27/07	07/27/10			30,000.000	34,243.95	29,732.10	4,511.85 L	.00
830	573	40916-00003	00000	08/27/07	07/30/10			30,000.000	34,591.29	29,732.10	4,859.19 L	.00
830	573	40921-00002	00000	08/27/07	08/04/10			25,000.000	28,888.00	24,776.75	4,111.25 L	.00
830	573	40921-00004	00000	08/27/07	08/04/10			10,000.000	11,546.85	9,910.70	1,636.15 L	.00
830	573	40924-00001	00000	08/27/07	08/09/10			10,000.000	11,610.86	9,910.70	1,700.16 L	.00
830	573	40929-00006	00000	08/27/07	08/12/10			15,000.000	17,544.22	14,866.05	2,678.17 L	.00
830	573	40929-00008	00000	08/27/07	08/10/10			25,000.000	29,147.13	24,776.75	4,370.38 L	.00
830	573	40967-00001	00000	08/27/07	09/21/10			20,000.000	23,268.00	19,821.40	3,446.60 L	.00

TAX CODE	OR-OFF ASSET	SERIAL	SEQ LOT#	ACQUIRED	TRADE	DATES	UNITS	PROCEEDS	TAX COST	FEDERAL G/L	STATE G/L
ASSET 31398AMV1 (CONT'D)						TOTAL-SHORT	150,000.000	150,000.00	150,081.00	81.00-	.00
ASSET 31398AYW6 FEDERAL NATL MTG ASSN							85,000.000	86,151.75	84,630.25	1,521.50 S	.00
NTS CALL 08/25/10 @ 100							85,000.000	86,151.75	84,630.25	1,521.50	.00
03.500% DUE 08/25/2014						TOTAL-SHORT	38,396.830	38,396.83	40,442.65	2,045.82-	.00
ASSET 31410FYU3 FEDERAL NATL MTG ASSN							4,017.240	4,017.24	4,231.28	214.04-S	.00
POOL #888223							11,982.720	11,982.72	12,621.17	638.45-S	.00
05.500% DUE 01/01/2036							3,728.040	3,728.04	3,926.67	198.63-S	.00
ASSET 31414EQ72 FEDERAL NATL MTG ASSN							2,974.480	2,974.48	3,132.96	158.48-S	.00
POOL #964078							3,655.230	3,655.23	3,849.99	194.76-S	.00
05.000% DUE 07/01/2023							4,015.860	4,015.86	4,229.83	213.97-S	.00
ASSET 31414EQ72 FEDERAL NATL MTG ASSN							4,140.440	4,140.44	4,361.05	220.61-S	.00
POOL #964078							3,882.820	3,882.82	4,089.70	206.88-S	.00
05.000% DUE 07/01/2023						TOTAL-SHORT	734.000	734.00	722.65	11.35 L	.00
ASSET 31414EQ72 FEDERAL NATL MTG ASSN							381.740	381.74	375.83	5.91 L	.00
POOL #964078							1,093.700	1,093.70	1,076.78	16.92 L	.00
05.000% DUE 07/28/08							1,998.510	1,998.51	1,967.60	30.91 L	.00
ASSET 31414EQ72 FEDERAL NATL MTG ASSN							727.090	727.09	715.84	11.25 L	.00
POOL #964078							2,288.890	2,288.89	2,253.48	35.41 L	.00
05.000% DUE 07/28/08							890.700	890.70	876.92	13.78 L	.00
ASSET 31414EQ72 FEDERAL NATL MTG ASSN							1,777.110	1,777.11	1,749.62	27.49 L	.00
POOL #964078							1,205.940	1,205.94	1,187.29	18.65 L	.00
05.000% DUE 07/28/08							2,207.940	2,207.94	2,173.79	34.15 L	.00
ASSET 31414EQ72 FEDERAL NATL MTG ASSN							1,426.140	1,426.14	1,404.08	22.06 L	.00
POOL #964078							552.960	552.96	544.41	8.55 L	.00

TAX CODE	OR-OFF SERIAL	SEQ LOT#	DATES	ACQUIRED	TRADE	UNITS	PROCEEDS	TAX COST	FEDERAL G/L	STATE G/L
ASSET 31414TK59 FEDERAL NATL MTG ASSN										
POOL #975616										
04.500% DUE 07/01/2023										
828	573	40725-00008	00000	07/28/08	12/31/09	1,702.560	1,702.56	1,634.19	68.37 L	.00
828	573	40756-00008	00000	07/28/08	01/31/10	1,125.890	1,125.89	1,080.68	45.21 L	.00
828	573	40784-00009	00000	07/28/08	02/28/10	926.120	926.12	888.93	37.19 L	.00
828	573	40816-00009	00000	07/28/08	03/31/10	2,299.480	2,299.48	2,207.14	92.34 L	.00
828	573	40845-00010	00000	07/28/08	04/30/10	1,528.890	1,528.89	1,467.50	61.39 L	.00
828	573	40876-00010	00000	07/28/08	05/31/10	1,155.920	1,155.92	1,109.50	46.42 L	.00
828	573	40907-00010	00000	07/28/08	06/30/10	1,779.570	1,779.57	1,708.11	71.46 L	.00
828	573	40937-00010	00000	07/28/08	07/31/10	1,833.880	1,833.88	1,760.24	73.64 L	.00
828	573	40970-00014	00000	07/28/08	08/31/10	2,881.450	2,881.45	2,765.74	115.71 L	.00
828	573	40998-00013	00000	07/28/08	09/30/10	3,965.430	3,965.43	3,806.19	159.24 L	.00
828	573	41030-00012	00000	07/28/08	10/31/10	4,935.510	4,935.51	4,737.32	198.19 L	.00
828	573	41061-00010	00000	07/28/08	11/30/10	5,077.680	5,077.68	4,873.78	203.90 L	.00
TOTAL-LONG						29,212.380	29,212.38	28,039.32	1,173.06	.00

TAX CODE	OR-OFF SERIAL	SEQ LOT#	DATES	ACQUIRED	TRADE	UNITS	PROCEEDS	TAX COST	FEDERAL G/L	STATE G/L
ASSET 31415BBMO FEDERAL NATL MTG ASSN										
POOL #981644										
04.500% DUE 06/01/2023										
828	573	40725-00010	00000	07/28/08	12/31/09	1,101.140	1,101.14	1,056.41	44.73 L	.00
828	573	40756-00010	00000	07/28/08	01/31/10	338.030	338.03	324.30	13.73 L	.00
828	573	40784-00011	00000	07/28/08	02/28/10	329.840	329.84	316.44	13.40 L	.00
828	573	40816-00011	00000	07/28/08	03/31/10	1,137.110	1,137.11	1,090.91	46.20 L	.00
828	573	40845-00012	00000	07/28/08	04/30/10	2,074.210	2,074.21	1,989.94	84.27 L	.00
828	573	40876-00012	00000	07/28/08	05/31/10	1,968.160	1,968.16	1,888.20	79.96 L	.00
828	573	40907-00012	00000	07/28/08	06/30/10	407.670	407.67	391.11	16.56 L	.00
828	573	40937-00012	00000	07/28/08	07/31/10	3,188.970	3,188.97	3,059.42	129.55 L	.00
828	573	40970-00016	00000	07/28/08	08/31/10	4,235.270	4,235.27	4,063.21	172.06 L	.00
828	573	40998-00015	00000	07/28/08	09/30/10	1,360.470	1,360.47	1,305.20	55.27 L	.00
828	573	41030-00014	00000	07/28/08	10/31/10	1,164.050	1,164.05	1,116.76	47.29 L	.00
828	573	41061-00012	00000	07/28/08	11/30/10	3,010.500	3,010.50	2,888.20	122.30 L	.00

REPORT: TMS-TX-23
 BANK 21 PNC BANK (21)
 REGION 46 BALTIMORE
 OFFICE 001 C & E

ACCOUNT 5878319 THOMAS W PANGBORN RESIDUE
 FROM: 01/01/10 TO: 12/31/10

PAGE: 16
 RUN DATE: 04/29/11

GAIN/LOSS INFORMATION

TAX CODE	OR-OFF SERIAL	SEQ LOT#	DATES ACQUIRED	TRADE	UNITS	PROCEEDS	TAX COST	FEDERAL G/L	STATE G/L
ASSET 31415BBMO (CONT'D)									
TOTAL-LONG									
					20,315.420	20,315.42	19,490.10	825.32	.00
ASSET 31416TL56 FEDERAL NATL MTG ASSN									
POOL # AA9347									
05.000% DUE 08/01/2039									
828	573	40845-00014	00000 03/30/10	04/30/10	928.400	928.40	958.72	30.32-S	.00
828	573	40876-00014	00000 03/30/10	05/31/10	859.330	859.33	887.39	28.06-S	.00
828	573	40907-00014	00000 03/30/10	06/30/10	1,303.770	1,303.77	1,346.35	42.58-S	.00
828	573	40937-00014	00000 03/30/10	07/31/10	941.870	941.87	972.63	30.76-S	.00
828	573	40970-00018	00000 03/30/10	08/31/10	2,088.730	2,088.73	2,156.94	68.21-S	.00
828	573	40998-00017	00000 03/30/10	09/30/10	2,668.600	2,668.60	2,755.75	87.15-S	.00
828	573	41030-00016	00000 03/30/10	10/31/10	2,286.620	2,286.62	2,361.29	74.67-S	.00
828	573	41061-00014	00000 03/30/10	11/30/10	2,656.270	2,656.27	2,743.01	86.74-S	.00
TOTAL-SHORT									
					13,733.590	13,733.59	14,182.08	448.49-	.00
ASSET 31428X106 FEDEX CORPORATION									
830	885	40824-00003	00000 09/15/09	04/29/10	880.000	81,340.32	69,911.86	11,428.46 S	.00
830	885	40824-00003	00000 11/03/09	04/29/10	214.000	19,780.49	15,946.94	3,833.55 S	.00
TOTAL-SHORT									
					1,094.000	101,120.81	85,858.80	15,262.01	.00
ASSET 345370860 FORD MOTOR COMPANY									
830	885	40882-00005	00000 12/01/09	06/28/10	6,110.000	64,081.76	54,996.11	9,085.65 S	.00
TOTAL-SHORT									
					6,110.000	64,081.76	54,996.11	9,085.65	.00
ASSET 354613101 FRANKLIN RESOURCES INC									
830	885	40852-00003	00000 07/31/09	05/26/10	831.000	81,179.77	73,230.05	7,949.72 S	.00
TOTAL-SHORT									
					831.000	81,179.77	73,230.05	7,949.72	.00
ASSET 35671D857 FREEPORT MCMORAN COPPER & GOLD INC									
830	885	40860-00003	00000 05/04/09	06/04/10	1,043.000	65,757.69	50,463.05	15,294.64 L	.00
830	885	40860-00003	00000 05/12/09	06/04/10	100.000	6,304.67	4,903.82	1,400.85 L	.00

REPORT: TMS-TX-23
 BANK 21 PNC BANK (21)
 REGION 46 BALTIMORE
 OFFICE 001 C & E

ACCOUNT 5878319 THOMAS W PANGBORN RESIDUE
 FROM: 01/01/10 TO: 12/31/10

USE ONLY

PAGE: 17
 RUN DATE: 04/29/11

GAIN / LOSS INFORMATION

TAX CODE	OR-OFF SERIAL	SEQ LOT#	ACQUIRED	TRADE	DATES	UNITS	PROCEEDS	TAX COST	FEDERAL G/L	STATE G/L
ASSET 35671D857 (CONT'D)						1,143.000	72,062.36	55,366.87	16,695.49	.00
TOTAL-LONG										
ASSET 36159JBEO GE CAPITAL CREDIT CARD MASTER NT										
SER 2007-3 CLASS A2										
05.400% DUE 06/15/2013										
828	573	40867-00001	00000	07/30/09	06/01/10	100,000.000	100,000.00	102,777.34	2,777.34-S	.00
TOTAL-SHORT						100,000.000	100,000.00	102,777.34	2,777.34-	.00
ASSET 36962G4D3 GENERAL ELEC CAP CORP										
NTS										
06.000 DUE 08/07/2019										
830	573	41036-00006	00000	08/04/09	11/29/10	25,000.000	27,717.50	24,972.00	2,745.50 L	.00
TOTAL-LONG						25,000.000	27,717.50	24,972.00	2,745.50	.00
ASSET 36962G4J0 GENERAL ELEC CAP CORP										
SR UNSEC										
05.500% DUE 01/08/2020										
830	573	40837-00020	00000	01/05/10	05/12/10	20,000.000	20,649.60	19,931.60	718.00 S	.00
TOTAL-SHORT						20,000.000	20,649.60	19,931.60	718.00	.00
ASSET 36962G4L5 GENERAL ELEC CAP CORP										
SR UNSEC										
03.500% DUE 06/29/2015										
830	573	40931-00003	00000	06/30/10	08/16/10	15,000.000	15,473.10	14,997.90	475.20 S	.00
830	573	40931-00003	00000	07/15/10	08/16/10	15,000.000	15,473.10	15,141.60	331.50 S	.00
TOTAL-SHORT						30,000.000	30,946.20	30,139.50	806.70	.00
ASSET 36967HAB3 GENERAL ELEC CAP CORP										
FDIC GUARANTEED										
VAR % DUE 12/09/2010										
829	573	41043-00002	00000	12/04/08	12/09/10	40,000.000	40,000.00	40,000.00	.00 L	.00

REPORT: TMS-TX-23
 BANK 21 PNC BANK (21)
 REGION 46 BALTIMORE
 OFFICE 001 C & E

ACCOUNT 5878319 THOMAS W PANGBORN RESIDUE
 FROM: 01/01/10 TO: 12/31/10

GAIN/LOSS FEDERAL REPORT INTERNAL USE ONLY

PAGE: 18
 RUN DATE: 04/29/11

TAX CODE	OR-OFF SERIAL	SEQ LOT#	DATES	ACQUIRED	TRADE	UNITS	PROCEEDS	TAX COST	FEDERAL G/L	STATE G/L
ASSET 36967HAB3			(CONT'D)							
ASSET 370334BG8			GENERAL MILLS INC							
			SR UNSEC							
830	573	40739	05.250% DUE 08/15/2013	00000	07/31/08	02/05/10	27,225.75	24,946.00	2,279.75	.00
			TOTAL-LONG				27,225.75	24,946.00	2,279.75	.00
ASSET 38141GCG7			GOLDMAN SACHS GROUP INC							
			NTS							
830	573	40763	05.700% DUE 09/01/2012	00000	07/30/07	03/01/10	108,165.00	98,993.00	9,172.00	.00
			TOTAL-LONG				108,165.00	98,993.00	9,172.00	.00
ASSET 38141G104			GOLDMAN SACHS GROUP INC							
830	885	40818	00007 00000	12/04/08	04/23/10	197.000	31,003.42	13,658.36	17,345.06	.00
830	885	40818	00007 00000	02/02/09	04/23/10	40.000	6,295.11	3,314.00	2,981.11	.00
830	885	40818	00007 00000	02/03/09	04/23/10	50.000	7,868.89	4,147.00	3,721.89	.00
830	885	40818	00007 00000	02/05/09	04/23/10	125.000	19,672.22	11,637.50	8,034.72	.00
830	885	40818	00007 00000	03/17/09	04/23/10	178.000	28,013.23	17,108.56	10,904.67	.00
			TOTAL-LONG			590.000	92,852.87	49,865.42	42,987.45	.00
ASSET 38146FAC5			GOLDMAN SACHS GROUP INC							
			FDIC GTD							
829	573	41037	VAR% DUE 12/03/2010	00000	01/14/09	12/03/10	55,000.00	55,462.50	462.50-L	.00
			TOTAL-LONG				55,000.00	55,462.50	462.50-	.00
ASSET 39538FAA3			GREENPOINT BK BROOKLYN N Y MED							
			TERM SUB BK NT BE TRANCH SB000001							
829	573	40974	09.250% DUE 10/01/2010	00000	10/28/08	10/01/10	20,000.00	19,400.00	600.00	.00
829	573	40974	00004 00000	11/24/08	10/01/10	15,000.000	15,000.00	14,400.00	600.00	.00

REPORT: TMS-TX-23
 BANK 21 PNC BANK (21)
 REGION 46 BALTIMORE
 OFFICE 001 C & E

ACCOUNT 5878319 THOMAS W PANGBORN RESIDUE
 FROM: 01/01/10 TO: 12/31/10

PAGE: 19
 RUN DATE: 04/29/11

GAIN/LOSS INFORMATION STATE

TAX CODE	OR-OFF SERIAL	SEQ LOT#	ACQUIRED	TRADE	DATES	UNITS	PROCEEDS	TAX COST	FEDERAL G/L	STATE G/L
ASSET 39538FAA3 (CONT'D)										
TOTAL-LONG										
						35,000.00	35,000.00	33,800.00	1,200.00	.00
ASSET 396789FS3 GREENWICH CAPITAL COMMERCIAL										
SERIES 2004-GG1 CLASS A6										
05.135% DUE 06/10/2036										
830	573	40841-00001	00000	08/14/08	05/18/10	115,000.00	119,528.13	113,602.93	5,925.20	.00
TOTAL-LONG										
						115,000.00	119,528.13	113,602.93	5,925.20	.00
ASSET 41283VAC7 HARLEY-DAVIDSON MOTORCYCLE TRUST										
SER 2007-2 CLASS A3										
05.090% DUE 05/15/2012										
828	573	40715-00016	00000	12/04/08	01/15/10	2,365.56	2,365.56	2,307.25	58.31	.00
828	573	40750-00001	00000	12/04/08	02/14/10	2,381.11	2,381.11	2,322.42	58.69	.00
828	573	40774-00014	00000	12/04/08	03/14/10	2,411.89	2,411.89	2,352.44	59.45	.00
828	573	40805-00010	00000	12/04/08	04/14/10	2,822.90	2,822.90	2,753.32	69.58	.00
828	573	40837-00023	00000	12/04/08	05/14/10	2,570.48	2,570.48	2,507.12	63.36	.00
830	573	40866-00012	00000	06/14/10		.00	.00	.00	.00	.00
828	573	40866-00013	00000	12/04/08	06/14/10	1,249.32	1,249.32	1,218.53	30.79	.00
TOTAL-LONG										
						13,801.260	13,801.28	13,461.08	340.18	.00
ASSET 418056AR8 HASBRO INC										
SR UNSEC										
06.125% DUE 05/15/2014										
830	573	40834-00003	00000	05/08/09	05/11/10	15,000.00	16,668.30	14,989.65	1,678.65	.00
TOTAL-LONG										
						15,000.00	16,668.30	14,989.65	1,678.65	.00
ASSET 418056107 HASBRO INC										
830	885	40929-00002	00000	03/24/10	08/12/10	2,310.00	97,861.45	88,035.02	9,826.43	.00
830	885	40929-00002	00000	05/20/10	08/12/10	430.00	18,216.63	17,240.46	976.17	.00
TOTAL-SHORT										
						2,740.00	116,078.08	105,275.48	10,802.60	.00
ASSET 42809H107 HESS CORPORATION										
830	885	40977-00004	00000	08/13/09	09/29/10	2,524.00	148,314.54	132,306.31	16,008.23	.00
830	885	40977-00004	00000	03/19/10	09/29/10	286.00	16,805.85	17,400.96	595.11	.00

TAX CODE	OR-OFF ASSET	SERIAL	SEQ LOT#	ACQUIRED	TRADE	DATES	UNITS	PROCEEDS	TAX COST	FEDERAL G/L	STATE G/L
	ASSET 42809H107			(CONT'D)			2,810,000	165,120.39	149,707.27	595.11-	.00
	TOTAL-SHORT									16,008.23	.00
	TOTAL-LONG										.00
830	ASSET 428236103	HEWLETT-PACKARD CO					1,970,000	83,855.51	98,860.71	15,005.20-S	.00
	885	40925-00002	00000	02/23/10	08/10/10		1,970,000	83,855.51	98,860.71	15,005.20-	.00
	TOTAL-SHORT										.00
	TOTAL-LONG										.00
830	ASSET 437076102	HOME DEPOT INC					2,621,000	75,687.03	65,403.91	10,283.12 S	.00
	885	40713-00003	00000	04/03/09	01/08/10		125,000	3,609.64	3,076.03	533.61 S	.00
	885	40713-00003	00000	05/12/09	01/08/10		2,244,000	64,800.34	54,966.56	9,833.78 S	.00
	885	40713-00003	00000	06/10/09	01/08/10		1,395,000	40,283.64	38,454.43	1,829.21 S	.00
	TOTAL-SHORT										.00
	TOTAL-LONG										.00
828	ASSET 43812UAC5	HONDA AUTO RECEIVABLES OWNER TR					2,096.410	2,096.41	2,096.34	.07 L	.00
	573	41019-00018	00000	05/05/09	11/15/10		2,229.560	2,229.56	2,229.49	.07 L	.00
	573	41049-00012	00000	05/05/09	12/15/10		4,325.970	4,325.97	4,325.83	.14	.00
	TOTAL-SHORT										.00
	TOTAL-LONG										.00
828	ASSET 43812WAC1	HONDA AUTO RECEIVABLES OWNER TR					2,504.680	2,504.68	2,504.26	.42 L	.00
	573	41049-00014	00000	07/07/09	12/15/10		2,504.680	2,504.68	2,504.26	.42	.00
	TOTAL-SHORT										.00
	TOTAL-LONG										.00
828	ASSET 44920NAD6	HYUNDAI AUTO REC TR					3,039.280	3,039.28	3,065.04	25.76-L	.00
	573	40715-00020	00000	08/04/08	01/15/10		3,047.430	3,047.43	3,073.26	25.83-L	.00
	573	40774-00019	00000	08/04/08	02/15/10		3,045.150	3,045.15	3,070.96	25.81-L	.00
	573	40805-00014	00000	08/04/08	04/15/10		3,351.460	3,351.46	3,379.87	28.41-L	.00
	573	40837-00027	00000	08/04/08	05/15/10		2,989.580	2,989.58	3,014.92	25.34-L	.00
	573	40866-00017	00000	08/04/08	06/15/10		2,773.160	2,773.16	2,796.67	23.51-L	.00
	573	40896-00013	00000	08/04/08	07/15/10		2,817.410	2,817.41	2,841.29	23.88-L	.00

TAX CODE	OR-OFF	SERIAL	SEQ	LOT#	ACQUIRED	TRADE	UNITS	PROCEEDS	TAX COST	FEDERAL G/L	STATE G/L	
828	573	40929-00010	00000	08/04/08	08/14/10		2,723.730	2,723.73	2,746.82	23.09-L	.00	
828	573	40958-00014	00000	08/04/08	09/14/10		2,718.130	2,718.13	2,741.17	23.04-L	.00	
828	573	40988-00012	00000	08/04/08	10/15/10		2,443.800	2,443.80	2,464.52	20.72-L	.00	
828	573	41019-00021	00000	08/04/08	11/15/10		720.290	720.29	726.40	6.11-L	.00	
TOTAL-LONG											29,920.92	251.50-

TAX CODE	OR-OFF	SERIAL	SEQ	LOT#	ACQUIRED	TRADE	UNITS	PROCEEDS	TAX COST	FEDERAL G/L	STATE G/L	
ASSET 44920XAD4 HYUNDAI AUTO RECEIVABLES TRUST												
SERIES 2008-A CLASS A3												
04.930% DUE 12/17/2012												
828	573	40839-00003	00000	06/13/08	05/14/10		1,001.560	1,001.56	1,001.40	.16 L	.00	
828	573	40866-00019	00000	06/13/08	06/14/10		4,028.850	4,028.85	4,028.19	.66 L	.00	
828	573	40896-00015	00000	06/13/08	07/14/10		3,972.340	3,972.34	3,971.69	.65 L	.00	
828	573	40928-00015	00000	06/13/08	08/14/10		3,812.900	3,812.90	3,812.28	.62 L	.00	
828	573	40958-00016	00000	06/13/08	09/14/10		4,102.530	4,102.53	4,101.86	.67 L	.00	
828	573	40988-00014	00000	06/13/08	10/14/10		3,926.940	3,926.94	3,926.30	.64 L	.00	
828	573	41019-00023	00000	06/13/08	11/14/10		3,648.470	3,648.47	3,647.88	.59 L	.00	
828	573	41049-00016	00000	06/13/08	12/15/10		3,626.070	3,626.07	3,625.48	.59 L	.00	
TOTAL-LONG											28,119.66	4.58

TAX CODE	OR-OFF	SERIAL	SEQ	LOT#	ACQUIRED	TRADE	UNITS	PROCEEDS	TAX COST	FEDERAL G/L	STATE G/L	
ASSET 45687AAB8 INGERSOLL RAND GL HLD CO												
COMP GUAR												
06.000% DUE 08/15/2013												
830	573	40860-00002	00000	08/12/08	06/04/10		55,000.000	60,765.65	54,976.35	5,789.30 L	.00	
TOTAL-LONG											60,765.65	5,789.30

TAX CODE	OR-OFF	SERIAL	SEQ	LOT#	ACQUIRED	TRADE	UNITS	PROCEEDS	TAX COST	FEDERAL G/L	STATE G/L
ASSET 459200101 INTERNATIONAL BUSINESS MACHS											
CORP											
830	885	40824-00005	00000	12/04/08	04/29/10		165.000	21,540.26	13,076.14	8,464.12 L	.00
830	885	40824-00005	00000	01/22/09	04/29/10		220.000	28,720.35	19,651.90	9,068.45 L	.00
830	885	40824-00005	00000	02/02/09	04/29/10		90.000	11,749.23	8,153.10	3,596.13 L	.00
830	885	40824-00005	00000	02/03/09	04/29/10		100.000	13,054.70	9,176.00	3,878.70 L	.00
830	885	40824-00005	00000	02/05/09	04/29/10		200.000	26,109.41	18,474.00	7,635.41 L	.00
830	885	40824-00005	00000	05/12/09	04/29/10		25.000	3,263.68	2,589.00	674.68 S	.00
830	885	40824-00005	00000	06/23/09	04/29/10		179.000	23,367.92	18,695.30	4,672.62 S	.00

REPORT: TMS-TX-23
 BANK 21 PNC BANK (21)
 REGION 46 BALTIMORE
 OFFICE 001 C & E

ACCOUNT 5878319 THOMAS W PANGBORN RESIDUE
 FROM: 01/01/10 TO: 12/31/10

GAIN/LOSS FEDERAL REPORT INTERNAL USE ONLY

PAGE: 22
 RUN DATE: 04/29/11

TAX CODE	OR-OFF SERIAL	SEQ LOT#	ACQUIRED	TRADE	UNITS	PROCEEDS	TAX COST	FEDERAL G/L	STATE G/L
ASSET 459200101 (CONT'D)									
TOTAL-SHORT					979.000	127,805.55	89,815.44	5,347.30	.00
TOTAL-LONG								32,642.81	.00
ASSET 460146103 INTERNATIONAL PAPER CO									
830	885	40735-00001	00000	08/11/09	400.000	9,393.40	7,749.24	1,644.16	.00
830	885	40741-00007	00000	08/11/09	3,411.000	75,318.01	66,081.64	9,236.37	.00
TOTAL-SHORT					3,811.000	84,711.41	73,830.88	10,880.53	.00
ASSET 46625HHN3 JPMORGAN CHASE & CO									
NTS									
04.650% DUE 06/01/2014									
830	573	40925-00004	00000	05/13/09	40,000.000	43,295.60	39,917.60	3,378.00	.00
TOTAL-LONG					40,000.000	43,295.60	39,917.60	3,378.00	.00
ASSET 46625H100 JPMORGAN CHASE & CO									
830	885	40735-00002	00000	12/04/08	481.000	18,945.00	15,259.63	3,685.37	.00
TOTAL-LONG					481.000	18,945.00	15,259.63	3,685.37	.00
ASSET 478366107 JOHNSON CONTROLS INC									
830	885	40869-00004	00000	09/22/09	930.000	27,134.47	24,881.87	2,252.60	.00
830	885	40882-00007	00000	09/22/09	900.000	25,124.91	24,079.23	1,045.68	.00
830	885	40917-00008	00000	09/22/09	1,122.000	32,801.42	30,018.77	2,782.65	.00
830	885	40917-00008	00000	09/29/09	953.000	27,860.74	24,713.77	3,146.97	.00
830	885	40917-00008	00000	10/05/09	906.000	26,486.71	22,218.56	4,268.15	.00
TOTAL-SHORT					4,811.000	139,408.25	125,912.20	13,496.05	.00
ASSET 481247AL8 JPMORGAN CHASE & CO									
FDIC GTD									
VAR% DUE 04/01/2011									
830	573	40868-00001	00000	03/25/09	65,000.000	65,118.17	65,000.00	118.17	.00
TOTAL-LONG					65,000.000	65,118.17	65,000.00	118.17	.00
ASSET 500255104 KOHLS CORP									
830	885	40840-00009	00000	05/04/09	1,559.000	83,163.45	68,463.17	14,700.28	.00
830	885	40840-00009	00000	05/12/09	100.000	5,334.41	4,407.64	926.77	.00
830	885	40840-00009	00000	10/05/09	351.000	18,723.78	19,621.67	897.89	.00

TAX CODE	OR-OFF SERIAL	SEQ LOT#	DATES ACQUIRED	TRADE	UNITS	PROCEEDS	TAX COST	FEDERAL G/L	STATE G/L
ASSET 50075NBA1 KRAFT FOODS INC									
SR UNSEC									
05.375% DUE 02/10/2020									
830	573	40754-00003	00000 02/04/10	02/18/10	15,000.000	15,089.25	14,876.40	212.85 S	.00
830	573	40754-00003	00000 02/04/10	02/18/10	10,000.000	10,059.50	9,930.50	129.00 S	.00
TOTAL-SHORT					25,000.000	25,148.75	24,806.90	341.85	.00
ASSET 500769DK7 KFW									
ISIN US500769DK78 SEDOL B53WK74									
02.750% DUE 10/21/2014									
830	573	40837-00031	00000 10/21/09	05/12/10	40,000.000	40,356.00	39,994.40	361.60 S	.00
830	573	40971-00001	00000 10/21/09	09/23/10	35,000.000	37,095.10	34,995.10	2,100.00 S	.00
TOTAL-SHORT					75,000.000	77,451.10	74,989.50	2,461.60	.00
ASSET 501044CJ8 KROGER CO									
SR NOTES									
05.000% DUE 04/15/2013									
830	573	40762-00002	00000 06/17/08	02/26/10	40,000.000	42,798.00	39,095.60	3,702.40 L	.00
TOTAL-LONG					40,000.000	42,798.00	39,095.60	3,702.40	.00
ASSET 539830AT6 LOCKHEED MARTIN CORP									
SR NTS									
04.250% DUE 11/15/2019									
830	573	41037-00003	00000 11/13/09	12/01/10	75,000.000	78,222.00	74,319.75	3,902.25 L	.00
TOTAL-LONG					75,000.000	78,222.00	74,319.75	3,902.25	.00
ASSET 55264TDE8 MBNA CREDIT CARD MASTER NOTE TR									
SERIES 2005-A6 CLASS A6									
04.500% DUE 01/15/2013									
828	573	40928-00019	00000 08/15/08	08/15/10	65,000.000	65,000.00	65,000.00	.00 L	.00

REPORT: TMS-TX-23
 BANK 21 PNC BANK (21)
 REGION 46 BALTIMORE
 OFFICE 001 C & E

ACCOUNT 5878319 THOMAS W PANGBORN RESIDUE
 FROM: 01/01/10 TO: 12/31/10

PAGE: 24
 RUN DATE: 04/29/11

GAIN/LOSS INFORMATION STATE

TAX CODE	OR-OFF	SERIAL	SEQ	LOT#	ACQUIRED	TRADE	UNITS	PROCEEDS	TAX COST	FEDERAL G/L	STATE G/L	
ASSET 58155Q103 MCKESSON CORPORATION												
830	885	40712-00002	00000	12/04/08	01/07/10		1,130.000	68,638.73	37,420.97	31,217.76	.00	
830	885	40712-00002	00000	02/02/09	01/07/10		110.000	6,681.65	4,972.66	1,708.99	.00	
830	885	40712-00002	00000	02/03/09	01/07/10		150.000	9,111.33	6,636.98	2,474.35	.00	
830	885	40712-00002	00000	02/05/09	01/07/10		300.000	18,222.67	13,596.00	4,626.67	.00	
830	885	40712-00002	00000	05/12/09	01/07/10		50.000	3,037.11	2,037.00	1,000.11	.00	
TOTAL -SHORT							1,740.000	105,691.49	64,663.61	9,810.12	.00	
TOTAL -LONG										31,217.76		.00

ASSET 58942BABO MERCEDES BENZ AUTO REG												
SERIES 2009-1 CLASS A2												
00.830% DUE 03/15/2012												
828	573	40866-00024	00000	09/29/09	06/15/10		480.440	480.44	480.41	.03	.00	
828	573	40896-00019	00000	09/29/09	07/15/10		3,861.300	3,861.30	3,861.05	.25	.00	
828	573	40928-00021	00000	09/29/09	08/15/10		3,727.100	3,727.10	3,726.86	.24	.00	
828	573	40958-00019	00000	09/29/09	09/15/10		3,704.110	3,704.11	3,703.87	.24	.00	
828	573	40988-00018	00000	09/29/09	10/15/10		3,509.470	3,509.47	3,509.24	.23	.00	
828	573	41019-00029	00000	09/29/09	11/15/10		3,423.570	3,423.57	3,423.35	.22	.00	
828	573	41049-00021	00000	09/29/09	12/15/10		3,577.810	3,577.81	3,577.58	.23	.00	
TOTAL -SHORT							22,283.800	22,283.80	22,282.36	.76	.00	
TOTAL -LONG										.68		.00

ASSET 59156RAN8 METLIFE INC											
NOTES											
05.000% DUE 06/15/2015											
830	573	40918-00001	00000	08/11/08	08/03/10		65,000.000	71,249.75	61,841.00	9,408.75	.00
TOTAL -LONG							65,000.000	71,249.75	61,841.00	9,408.75	.00

ASSET 59156R108 METLIFE INC.											
830	885	41008-00004	00000	08/10/09	11/01/10		2,042.000	81,955.31	74,357.80	7,597.51	.00
830	885	41008-00004	00000	08/25/09	11/01/10		901.000	36,161.47	35,519.22	642.25	.00
830	885	41008-00004	00000	09/29/09	11/01/10		626.000	25,124.40	24,345.70	778.70	.00

REPORT: TMS-TX-23
 BANK 21 PNC BANK (21)
 REGION 46 BALTIMORE
 OFFICE 001 C & E

ACCOUNT 5878319 THOMAS W PANGBORN RESIDUE
 FROM: 01/01/10 TO: 12/31/10

GAIN/LOSS FEDERAL REPORT INTERNAL USE ONLY

PAGE: 25
 RUN DATE: 04/29/11

TAX CODE	OR-OFF SERIAL	SEQ LOT#	DATES	ACQUIRED	TRADE	UNITS	PROCEEDS	TAX COST	FEDERAL G/L	STATE G/L
ASSET 59156R108 (CONT'D)						3,569.000	143,241.18	134,222.72	9,018.46	.00
TOTAL-LONG										
ASSET 617446HR3 MORGAN STANLEY NOTES						20,000.000	21,308.00	19,925.60	1,382.40 L	.00
830	573	40929-00013	05.300% DUE 03/01/2013	05/08/09	08/12/10	20,000.000	21,308.00	19,925.60	1,382.40	.00
TOTAL-LONG										
ASSET 629491101 NYSE EURONEXT						2,572.000	60,284.08	76,405.12	16,121.04-S	.00
830	885	40735-00004	00000 06/03/09	02/01/10		2,572.000	60,284.08	76,405.12	16,121.04-	.00
TOTAL-SHORT										
ASSET 636180BJ9 NATIONAL FUEL GAS CO NTS						30,000.000	37,071.00	33,192.60	3,878.40 L	.00
830	573	40901-00003	08.750% DUE 05/01/2019	06/11/09	07/15/10	30,000.000	37,071.00	33,192.60	3,878.40	.00
TOTAL-LONG										
ASSET 651639ALO NEWMONT MINING CORP ISIN US651639AL04						5,000.000	5,576.10	5,046.25	529.85 S	.00
830	573	40971-00003	05.125% DUE 10/01/2019	01/27/10	09/23/10	10,000.000	11,152.20	10,054.40	1,097.80 S	.00
830	573	40971-00003	00000 02/01/10	09/23/10		15,000.000	16,728.30	15,100.65	1,627.65	.00
TOTAL-SHORT										
ASSET 65248E104 NEWS CORPORATION CL A						5,577.000	72,152.83	71,451.41	701.42 S	.00
830	885	40845-00003	00000 02/05/10	05/20/10		5,577.000	72,152.83	71,451.41	701.42	.00
TOTAL-SHORT										
ASSET 652482BG4 NEWS AMERICA INC NTS SERIES WI						25,000.000	27,646.25	23,198.75	4,447.50 L	.00
830	573	40839-00004	05.300% DUE 12/15/2014	10/02/08	05/14/10	25,000.000	27,646.25	23,198.75	4,447.50 L	.00

REPORT: TMS-TX-23
 BANK 21 PNC BANK (21)
 REGION 46 BALTIMORE
 OFFICE 001 C & E

ACCOUNT 5878319 THOMAS W PANGBORN RESIDUE
 FROM: 01/01/10 TO: 12/31/10

PAGE: 26
 RUN DATE: 04/29/11

TAX CODE OR-OFF SERIAL SEQ LOT# ACQUIRED TRADE
 ASSET 652482BG4 (CONT'D)

TOTAL-LONG

TAX CODE	OR-OFF SERIAL	SEQ LOT#	ACQUIRED	TRADE	UNITS	PROCEEDS	TAX COST	FEDERAL G/L	STATE G/L
ASSET 65475XACO NISSAN AUTO RECEIVABLES OWNER TR									
SERIES 2008-B CLASS A3									
04.460% DUE 04/16/2012									
828	573	40720-00001	00000	06/09/08	01/15/10	1,517.87	1,517.78	.09 L	.00
828	573	40748-00002	00000	06/09/08	02/16/10	5,153.23	5,152.91	.32 L	.00
828	573	40774-00025	00000	06/09/08	03/15/10	4,908.50	4,908.20	.30 L	.00
828	573	40805-00020	00000	06/09/08	04/15/10	6,011.80	6,011.43	.37 L	.00
828	573	40837-00037	00000	06/09/08	05/15/10	5,276.70	5,276.37	.33 L	.00
828	573	40866-00027	00000	06/09/08	06/15/10	4,829.48	4,829.18	.30 L	.00
828	573	40896-00021	00000	06/09/08	07/15/10	5,189.13	5,188.81	.32 L	.00
828	573	40928-00024	00000	06/09/08	08/15/10	4,781.43	4,781.13	.30 L	.00
828	573	40958-00021	00000	06/09/08	09/15/10	4,810.37	4,810.07	.30 L	.00
828	573	40988-00021	00000	06/09/08	10/15/10	4,612.50	4,612.21	.29 L	.00
828	573	41019-00032	00000	06/09/08	11/15/10	4,241.85	4,241.59	.26 L	.00
828	573	41049-00023	00000	06/09/08	12/15/10	4,265.30	4,265.04	.26 L	.00
TOTAL-LONG					55,598.160	55,598.16	55,594.72	3.44	.00

TAX CODE	OR-OFF SERIAL	SEQ LOT#	ACQUIRED	TRADE	UNITS	PROCEEDS	TAX COST	FEDERAL G/L	STATE G/L
ASSET 655664AK6 NORDSTROM INC									
SR UNSECURED									
06.250% DUE 01/15/2018									
830	573	40711-00001	00000	06/17/08	01/06/10	65,708.40	58,525.80	7,182.60 L	.00
830	573	40711-00001	00000	07/09/08	01/06/10	5,475.70	4,842.65	633.05 L	.00
830	573	40727-00005	00000	07/09/08	01/22/10	16,464.15	14,527.95	1,936.20 L	.00
830	573	40727-00005	00000	10/30/08	01/22/10	16,464.15	11,296.65	5,167.50 L	.00
TOTAL-LONG					95,000.000	104,112.40	89,193.05	14,919.35	.00

TAX CODE	OR-OFF SERIAL	SEQ LOT#	ACQUIRED	TRADE	UNITS	PROCEEDS	TAX COST	FEDERAL G/L	STATE G/L
ASSET 665859AJ3 NORTHERN TRUST CORP									
SR NOTES									
05.500% DUE 08/15/2013									
830	573	40839-00006	00000	08/06/08	05/14/10	33,357.00	29,883.30	3,473.70 L	.00
TOTAL-LONG					30,000.000	33,357.00	29,883.30	3,473.70	.00

TAX CODE	OR-OFF SERIAL	SEQ LOT#	ACQUIRED	TRADE	UNITS	PROCEEDS	TAX COST	FEDERAL G/L	STATE G/L
ASSET 67019E107 NSTAR									
830	885	40753-00006	00000	12/04/08	02/17/10	57,486.52	60,512.97	3,026.45-L	.00
830	885	40753-00006	00000	02/02/09	02/17/10	3,025.61	3,095.10	69.49-L	.00
830	885	40753-00006	00000	02/03/09	02/17/10	4,202.23	4,253.75	51.52-L	.00

REPORT: TMS-TX-23
 BANK 21 PNC BANK (21)
 REGION 46 BALTIMORE
 OFFICE 001 C & E

ACCOUNT 5878319 THOMAS W PANGBORN RESIDUE
 FROM: 01/01/10 TO: 12/31/10

GAIN/LOSS FEDERAL REPORT INTERNAL USE ONLY

PAGE: 27
 RUN DATE: 04/29/11

TAX CODE OR-OFF SERIAL SEQ LOT# DATES ACQUIRED TRADE

830 885 40753-00006 00000 02/05/09 02/17/10

830 885 40753-00006 00000 05/12/09 02/17/10

TOTAL-SHORT

TOTAL-LONG

ASSET 674599105 OCCIDENTAL PETROLEUM CORP
 830 885 40883-00006 00000 12/04/08 06/29/10
 830 885 40883-00006 00000 02/02/09 06/29/10
 830 885 40883-00006 00000 02/03/09 06/29/10
 830 885 40883-00006 00000 02/05/09 06/29/10
 830 885 40883-00006 00000 05/12/09 06/29/10
 830 885 40883-00006 00000 08/11/09 06/29/10

TOTAL-SHORT
 TOTAL-LONG

ASSET 69350U849 PNC INTL EQUITY FD CL I FD
 MERGED 1/29/2010 SEE 01748E120
 831 000 40732-00006 00000 10/27/05 01/29/10
 831 000 40732-00006 00000 12/16/05 01/29/10
 831 000 40732-00006 00000 12/16/05 01/29/10
 831 000 40732-00006 00000 12/14/06 01/29/10
 831 000 40732-00006 00000 12/14/06 01/29/10
 831 000 40732-00006 00000 07/10/07 01/29/10

TOTAL-SHORT
 TOTAL-LONG

ASSET 69350U872 PNC CAPITAL OPPORTUNITIES FD CL
 MERGED 1/29/2010 SEE 01748V585
 831 000 40732-00008 00000 04/16/04 01/29/10
 831 000 40732-00008 00000 12/16/05 01/29/10
 831 000 40732-00008 00000 12/16/05 01/29/10
 831 000 40732-00008 00000 04/12/06 01/29/10
 831 000 40732-00008 00000 12/14/06 01/29/10
 831 000 40732-00008 00000 10/26/07 01/29/10
 831 000 40732-00008 00000 10/26/07 01/29/10

TOTAL-SHORT
 TOTAL-LONG

GAIN / LOSS

PROCEEDS
 8,404.46
 1,680.89
 74,799.71

UNITS
 250.000
 50.000
 2,225.000

TAX COST
 8,620.00
 1,553.50
 78,035.32

FEDERAL
 G/L
 215.54-L
 127.39 S

STATE
 G/L
 .00
 .00

35,897.89 L
 1,478.97 L
 1,793.96 L
 3,449.91 L
 805.15 L
 5,070.70 S

5,070.70
 43,425.88

28,167.02-L
 12,782.52-L
 1,636.09-L
 29,280.41-L
 8,674.88-L
 224,795.00-L

305,335.92

64,402.17-L
 4,511.56-L
 882.91-L
 40,882.69-L
 8,425.53-L
 12,938.85-L
 1,368.34-L

235,000.00
 12,605.91
 2,466.96
 100,000.00
 21,826.11
 37,144.86
 3,928.24

170,597.83
 8,094.35
 1,584.05
 59,117.31
 13,400.58
 24,206.01
 2,559.90

56,209.04
 23,305.69
 2,983.00
 37,238.10
 11,032.50
 224,231.67
 355,000.00

84,376.06
 36,088.21
 4,619.09
 66,518.51
 19,707.38
 449,026.67
 660,335.92

24,352.332
 1,155.445
 226.119
 8,438.819
 1,912.893
 3,455.336
 365.418

TAX CODE	OR-OFF SERIAL	SEQ LOT#	DATES ACQUIRED	TRADE	UNITS	PROCEEDS	TAX COST	FEDERAL G/L	STATE G/L
ASSET 743263AQ8 (CONT'D)									
TOTAL-SHORT									
830	573	41030-00017	00000 01/11/10 11/22/10		20,000.000	20,878.40	19,971.20	907.20 S	.00
ASSET 74432QBL8 PRUDENTIAL FINANCIAL INC									
SR UNSEC									
03.875% DUE 01/14/2015									
TOTAL-SHORT									
830	885	40735-00005	00000 05/27/09 02/01/10		127.000	10,222.16	8,386.64	1,835.52 S	.00
830	885	40753-00007	00000 05/27/09 02/17/10		657.000	51,668.33	43,385.98	8,282.35 S	.00
830	885	40753-00007	00000 09/29/09 02/17/10		299.000	23,514.20	23,240.01	274.19 S	.00
ASSET 74460D109 PUBLIC STORAGE									
REITS									
TOTAL-SHORT									
830	885	40890-00003	00000 03/05/09 07/06/10		1,083.000	85,404.69	75,012.63	10,392.06	.00
ASSET 74733V100 QEP RESOURCES INC									
TOTAL-LONG									
830	885	40890-00003	00000 05/12/09 07/06/10		2,111.000	59,886.96	37,231.85	22,655.11 L	.00
830	885	40890-00003	00000 02/17/10 07/06/10		125.000	3,546.12	2,927.85	618.27 L	.00
830	885	40890-00003	00000 02/17/10 07/06/10		400.000	11,347.60	11,454.41	106.81-S	.00
ASSET 748356102 QUESTAR CORP									
TOTAL-SHORT									
TOTAL-LONG									
830	885	40895-00002	00000 03/05/09 07/09/10		2,636.000	74,780.68	51,614.11	106.81-	.00
830	885	40895-00002	00000 05/12/09 07/09/10		2,111.000	34,137.83	18,002.47	16,135.36 L	.00
830	885	40895-00002	00000 02/17/10 07/09/10		125.000	2,021.43	1,415.68	605.75 L	.00
830	885	40895-00002	00000 02/17/10 07/09/10		400.000	6,468.56	5,538.47	930.09 S	.00
ASSET 767204100 RIO TINTO PLC									
SPONSORED ADR									
TOTAL-SHORT									
TOTAL-LONG									
830	885	40769-00005	00000 12/02/09 03/04/10		317.000	69,101.23	69,315.63	214.40-S	.00

REPORT: TMS-TX-23
 BANK 21 PNC BANK (21)
 REGION 46 BALTIMORE
 OFFICE 001 C & E

ACCOUNT 5878319 THOMAS W PANGBORN RESIDUE
 FROM: 01/01/10 TO: 12/31/10

GAIN/LOSS FEDERAL REPORT INTERNAL USE ONLY
 PAGE: 30
 RUN DATE: 04/29/11

TAX CODE	OR-OFF SERIAL	SEQ LOT#	ACQUIRED	TRADE	DATES	UNITS	PROCEEDS	TAX COST	FEDERAL G/L	STATE G/L
ASSET 767204100 (CONT'D)					TOTAL-SHORT	317.000	69,101.23	69,315.63	214.40-	.00
ASSET 773903109 ROCKWELL AUTOMATION INC					TOTAL-SHORT	2,640.000	142,947.67	115,264.58	27,683.09	.00
830	885	40783-00005	00000	08/11/09	03/19/10	400.000	22,078.94	16,282.56	5,796.38	.00
830	885	40883-00008	00000	08/11/09	06/29/10	610.000	30,118.12	24,830.90	5,287.22	.00
830	885	40921-00004	00000	08/11/09	08/04/10	792.000	44,094.77	32,239.47	11,855.30	.00
830	885	40921-00004	00000	01/28/10	08/04/10	838.000	46,655.84	41,911.65	4,744.19	.00
ASSET 7865148P3 SAFEWAY INC					TOTAL-SHORT	30,000.000	35,506.80	35,456.20	50.60	.00
SR UNSECURED					06.350% DUE 08/15/2017	5,000.000	5,917.80	5,821.70	96.10	.00
830	573	40981-00005	00000	07/26/10	10/05/10	25,000.000	29,589.00	29,634.50	45,50-S	.00
830	573	40981-00005	00000	09/27/10	10/05/10	30,000.000	35,506.80	35,456.20	50.60	.00
ASSET 7865148Q1 SAFEWAY INC					TOTAL-LONG	15,000.000	17,232.00	14,930.70	2,301.30	.00
SR UNSECURED					06.250% DUE 03/15/2014	15,000.000	17,232.00	14,930.70	2,301.30	.00
830	573	40973-00006	00000	12/17/08	09/27/10	15,000.000	17,232.00	14,930.70	2,301.30	.00
ASSET 79548CAB2 SALOMON BROTHERS MTG SEC VII					TOTAL-LONG	1,724.510	1,724.51	1,685.44	39.07	.00
SERIES 2000-C3 CLASS A2					06.592% DUE 12/18/2033	481.770	481.77	470.85	10.92	.00
828	573	40719-00002	00000	11/06/08	01/01/10	13,359.280	13,359.28	13,056.61	302.67	.00
828	573	40749-00004	00000	11/06/08	02/01/10	2,400.270	2,400.27	2,345.89	54.38	.00
828	573	40777-00002	00000	11/06/08	03/01/10	2,718.800	2,718.80	2,657.20	61.60	.00
828	573	40809-00004	00000	11/06/08	04/01/10	5,304.820	5,304.82	5,184.64	120.18	.00
828	573	40838-00010	00000	11/06/08	05/01/10	2,800.580	2,800.58	2,737.13	63.45	.00
828	573	40869-00005	00000	11/06/08	06/01/10	755.140	755.14	738.03	17.11	.00
828	573	40930-00004	00000	11/06/08	08/01/10	1,574.880	1,574.88	1,539.20	35.68	.00
828	573	40963-00002	00000	11/06/08	09/01/10	3,584.650	3,584.65	3,503.44	81.21	.00
828	573	40993-00001	00000	11/06/08	10/02/10	.010	.01	.01	.00	.00
828	573	40993-00002	00000	11/06/08	10/02/10	1,942.030	1,942.03	1,898.03	44.00	.00

REPORT: TMS-TX-23
 BANK 21 PNC BANK (21)
 REGION 46 BALTIMORE
 OFFICE 001 G & E

ACCOUNT 5878319 THOMAS W PANGBORN RESIDUE
 FROM: 01/01/10 TO: 12/31/10

PAGE: 31
 RUN DATE: 04/29/11

TAX CODE	OR-OFF SERIAL	SEQ LOT#	DATES	ACQUIRED	TRADE	UNITS	PROCEEDS	TAX COST	FEDERAL G/L	STATE G/L
ASSET 79548CAB2 (CONT'D)						36,646.740	36,646.74	35,816.47	830.27	.00
TOTAL-LONG										
ASSET 82481R106 SHIRE PLC SPONSORED ADR						550.000	38,137.48	23,961.03	14,176.45	.00
830	885	40929-00004	00000	01/30/09	08/12/10	775.000	53,202.93	33,763.26	19,439.67	.00
830	885	40977-00007	00000	01/30/09	09/29/10	100.000	6,864.89	4,381.99	2,482.90	.00
830	885	40977-00007	00000	02/02/09	09/29/10	100.000	6,864.90	4,403.49	2,461.41	.00
830	885	40977-00007	00000	02/03/09	09/29/10	200.000	13,729.79	9,234.00	4,495.79	.00
830	885	40977-00007	00000	02/05/09	09/29/10	45.000	3,089.20	1,767.15	1,322.05	.00
TOTAL-LONG						1,770.000	121,889.19	77,510.92	44,378.27	.00
ASSET 828807CB1 SIMON PROPERTY GROUP LP SR UNSEC						10,000.000	11,552.20	10,944.30	607.90	.00
830	573	41007-00004	00000	01/19/10	10/29/10	10,000.000	11,552.20	10,944.30	607.90	.00
TOTAL-SHORT										
ASSET 828807CC9 SIMON PROPERTY GROUP LP SR UNSEC						5,000.000	5,022.85	4,989.00	33.85	.00
830	573	40756-00013	00000	01/19/10	02/22/10	5,000.000	5,022.85	4,989.00	33.85	.00
TOTAL-SHORT										
ASSET 854616AN9 STANLEY WORKS NOTES						30,000.000	33,600.90	29,941.20	3,659.70	.00
830	573	41042-00005	00000	09/24/08	12/03/10	30,000.000	33,600.90	29,941.20	3,659.70	.00
TOTAL-LONG										
ASSET 855030AJ1 STAPLES INC SR UNSEC						25,000.000	30,662.25	30,570.25	92.00	.00
830	573	40839-00008	00000	01/22/10	05/14/10	25,000.000	30,662.25	30,570.25	92.00	.00

REPORT: TMS-TX-23
 BANK 21 PNC BANK (21)
 REGION 46 BALTIMORE
 OFFICE 001 C & E

GAIN/LOSS FEDERAL REPORT INTERNAL USE ONLY
 ACCOUNT 5878319 THOMAS W PANGBORN RESIDUE
 FROM: 01/01/10 TO: 12/31/10

PAGE: 32
 RUN DATE: 04/29/11

TAX CODE	OR-OFF SERIAL	SEQ LOT#	DATES ACQUIRED	TRADE	UNITS	PROCEEDS	TAX COST	FEDERAL G/L	STATE G/L
ASSET 855030AJ1 (CONT'D)									
TOTAL-SHORT					25,000.000	30,662.25	30,570.25	92.00	.00
ASSET 871607107 SYNOPSIS INC									
830	885	40757-00006	00000	04/17/09 02/23/10	3,036.000	66,432.26	63,673.72	2,758.54 S	.00
830	885	40757-00006	00000	05/12/09 02/23/10	150.000	3,282.23	3,113.99	168.24 S	.00
830	885	40757-00006	00000	06/23/09 02/23/10	1,051.000	22,997.46	19,831.74	3,165.72 S	.00
TOTAL-SHORT					4,237.000	92,711.95	86,619.45	6,092.50	.00
ASSET 87425E103 TALISMAN ENERGY INC									
SEDOL 2125600 ISIN CA87425E1034									
830	885	40783-00006	00000	06/29/09 03/19/10	5,024.000	86,987.91	72,723.40	14,264.51 S	.00
830	885	40783-00006	00000	07/01/09 03/19/10	2,467.000	42,714.80	35,593.38	7,121.42 S	.00
TOTAL-SHORT					7,491.000	129,702.71	108,316.78	21,385.93	.00
ASSET 88579EAE5 3M COMPANY									
NTS									
04.375% DUE 08/15/2013									
830	573	40838-00011	00000	08/18/08 05/13/10	40,000.000	43,330.80	39,929.60	3,401.20 L	.00
TOTAL-LONG					40,000.000	43,330.80	39,929.60	3,401.20	.00
ASSET 887317AC9 TIME WARNER INC									
NTS									
05.875% DUE 11/15/2016									
830	573	40893-00001	00000	06/17/08 07/07/10	55,000.000	61,902.50	52,288.50	9,614.00 L	.00
TOTAL-LONG					55,000.000	61,902.50	52,288.50	9,614.00	.00
ASSET 887317AF2 TIME WARNER INC									
CO GUARNT									
04.880% DUE 03/15/2020									
830	573	40935-00002	00000	07/07/10 08/18/10	10,000.000	10,744.40	10,286.10	458.30 S	.00
TOTAL-SHORT					10,000.000	10,744.40	10,286.10	458.30	.00
ASSET 887317AJ4 TIME WARNER INC									
CO GUARNT									
03.150% DUE 07/15/2015									
830	573	40921-00010	00000	07/07/10 08/04/10	10,000.000	10,213.90	9,988.10	225.80 S	.00

REPORT: TMS-TX-23
 BANK 21 PNC BANK (21)
 REGION 46 BALTIMORE
 OFFICE 001 C & E

ACCOUNT 5878319 THOMAS W PANGBORN RESIDUE
 FROM: 01/01/10 TO: 12/31/10

GAIN/LOSS FEDERAL REPORT INTERNAL USE ONLY
 RUN DATE: 04/29/11

PAGE: 33

TAX CODE	OR-OFF SERIAL	SEQ LOT#	DATES	ACQUIRED	TRADE	UNITS	PROCEEDS	TAX COST	FEDERAL G/L	STATE G/L
			TOTAL-SHORT			10,000.000	10,213.90	9,988.10	225.80	.00
ASSET 89417E109	THE TRAVELERS COS INC									
830	885	40824-00006	00000	10/22/09	04/29/10	1,639.000	83,708.01	83,847.96	139.95-S	.00
830	885	40824-00006	00000	01/28/10	04/29/10	779.000	39,785.57	39,359.05	426.52 S	.00
			TOTAL-SHORT			2,418.000	123,493.58	123,207.01	286.57	.00
ASSET 902973304	US BANCORP DEL									
			COM NEW							
830	885	40818-00009	00000	10/23/09	04/23/10	2,854.000	77,568.39	71,191.03	6,377.36 S	.00
830	885	40818-00009	00000	11/06/09	04/23/10	3,240.000	88,059.41	76,886.82	11,172.59 S	.00
830	885	40818-00009	00000	01/28/10	04/23/10	1,584.000	43,051.27	39,692.82	3,358.45 S	.00
			TOTAL-SHORT			7,678.000	208,679.07	187,770.67	20,908.40	.00
ASSET 90327XAC8	USAA AUTO OWNER TRUST									
			SERIES 2009-1 CLASS A3							
			03.020% DUE 06/17/2013							
828	573	40896-00024	00000	04/15/09	07/15/10	2,424.610	2,424.61	2,424.15	.46 L	.00
828	573	40928-00028	00000	04/15/09	08/15/10	2,503.770	2,503.77	2,503.30	.47 L	.00
828	573	40958-00026	00000	04/15/09	09/15/10	2,462.890	2,462.89	2,462.42	.47 L	.00
828	573	40988-00024	00000	04/15/09	10/15/10	2,334.080	2,334.08	2,333.64	.44 L	.00
828	573	41019-00035	00000	04/15/09	11/15/10	2,166.210	2,166.21	2,165.80	.41 L	.00
828	573	41049-00027	00000	04/15/09	12/15/10	2,120.230	2,120.23	2,119.83	.40 L	.00
			TOTAL-LONG			14,011.790	14,011.79	14,009.14	2.65	.00
ASSET 912795UJ8	USA TREASURY BILL									
			DTD 11/19/09 DUE 11/18/10							
829	573	41022-00004	00000		11/18/10	30,000.000	29,999.30	29,999.30	.00	.00
ASSET 912828CT5	USA TREASURY NOTES									
			04.250% DUE 08/15/2014							
830	573	40714-00004	00000	10/16/08	01/11/10	20,000.000	21,668.75	21,193.75	475.00 L	.00
830	573	40722-00004	00000	01/16/09	01/19/10	25,000.000	27,216.80	28,968.75	1,751.95-L	.00
830	573	40747-00036	00000	01/16/09	02/10/10	25,000.000	27,331.05	28,968.75	1,637.70-L	.00
830	573	40782-00006	00000	01/16/09	03/22/10	15,000.000	16,345.31	17,381.25	1,035.94-L	.00
830	573	40782-00006	00000	01/28/09	03/22/10	40,000.000	43,587.50	45,398.44	1,810.94-L	.00
830	573	40782-00006	00000	02/11/09	03/22/10	20,000.000	21,793.75	22,587.50	793.75-L	.00
830	573	40789-00006	00000	02/11/09	03/23/10	5,000.000	5,445.31	5,646.88	201.57-L	.00

REPORT: TMS-TX-23
 BANK 21 PNC BANK (21)
 REGION 46 BALTIMORE
 OFFICE 001 C & E

ACCOUNT 5878319 THOMAS W PANGBORN RESIDUE
 FROM: 01/01/10 TO: 12/31/10

GAIN/LOSS FEDERAL REPORT INTERNAL USE ONLY

PAGE: 34
 RUN DATE: 04/29/11

G A I N / L O S S I N F O R M A T I O N

TAX CODE	OR-OFF	SERIAL	SEQ	LOT#	DATES	ACQUIRED	TRADE	UNITS	PROCEEDS	TAX COST	FEDERAL G/L	STATE G/L
830	573	40789	00006	00000	04/08/09	03/23/10		30,000.000	32,671.88	33,631.64	959.76-S	.00
830	573	40790	00004	00000	04/08/09	03/30/10		30,000.000	32,483.20	33,631.64	1,148.44-S	.00
830	573	40803	00005	00000	04/08/09	04/09/10		5,000.000	5,396.87	5,605.27	208.40-L	.00
830	573	40803	00005	00000	04/24/09	04/09/10		20,000.000	21,587.50	22,298.44	710.94-S	.00
830	573	40803	00005	00000	04/24/09	04/09/10		25,000.000	26,984.38	27,833.98	849.60-S	.00
830	573	40803	00005	00000	04/27/09	04/09/10		10,000.000	10,793.75	11,148.44	354.69-S	.00
830	573	40803	00005	00000	04/28/09	04/09/10		55,000.000	59,365.62	61,303.52	1,937.90-S	.00
830	573	40803	00005	00000	04/28/09	04/09/10		10,000.000	10,793.75	11,131.64	337.89-S	.00
830	573	40818	00001	00000	04/28/09	04/23/10		40,000.000	43,251.56	44,526.56	1,275.00-S	.00
830	573	40818	00001	00000	06/18/09	04/23/10		130,000.000	140,567.58	138,846.09	1,721.49 S	.00
830	573	40818	00001	00000	06/18/09	04/23/10		25,000.000	27,032.23	26,712.89	319.34 S	.00
830	573	40901	00005	00000	06/18/09	07/15/10		15,000.000	16,699.80	16,027.73	672.07 L	.00
830	573	40908	00005	00000	06/18/09	07/22/10		10,000.000	11,155.86	10,685.16	470.70 L	.00
830	573	40908	00005	00000	08/13/09	07/22/10		10,000.000	11,155.86	10,764.06	391.80 S	.00
830	573	40910	00005	00000	08/13/09	07/26/10		15,000.000	16,706.84	16,146.10	560.74 S	.00
830	573	40942	00001	00000	08/17/09	08/25/10		25,000.000	28,195.31	27,153.32	1,041.99 L	.00
830	573	40942	00001	00000	11/02/09	08/25/10		20,000.000	22,556.25	21,842.97	713.28 S	.00
830	573	40942	00001	00000	02/04/10	08/25/10		20,000.000	22,556.25	21,933.59	622.66 S	.00
830	573	40942	00001	00000	02/10/10	08/25/10		60,000.000	67,668.75	65,751.56	1,917.19 S	.00
830	573	40942	00001	00000	03/25/10	08/25/10		15,000.000	16,917.19	16,222.85	694.34 S	.00
TOTAL-SHORT								720,000.000	787,928.90	793,342.77	633.38-	.00
TOTAL-LONG										4,780.49-		.00

ASSET 912828HW3 USA TREASURY NOTES

TREASURY INFLATION PROTECTN SEC
 00.625% DUE 04/15/2013

830	573	40959	00005	00000	10/29/08	09/13/10		85,000.000	89,690.26	79,204.28	10,485.98 L	.00
830	573	40959	00005	00000	11/21/08	09/13/10		80,000.000	84,414.36	76,517.54	7,896.82 L	.00
TOTAL-LONG								165,000.000	174,104.62	155,721.82	18,382.80	.00

ASSET 912828JH4 USA TREASURY NOTES

04.000% DUE 08/15/2018

830	573	40708	00004	00000	06/08/09	01/05/10		35,000.000	35,972.07	35,582.42	389.65 S	.00
830	573	40729	00004	00000	06/08/09	01/26/10		15,000.000	15,611.13	15,249.61	361.52 S	.00
830	573	40729	00004	00000	06/10/09	01/26/10		5,000.000	5,203.71	5,027.74	175.97 S	.00
830	573	40736	00005	00000	06/10/09	02/02/10		15,000.000	15,602.93	15,083.20	519.73 S	.00
830	573	40783	00008	00000	08/05/09	03/22/10		10,000.000	10,412.11	10,224.22	187.89 S	.00
830	573	40783	00008	00000	08/13/09	03/22/10		50,000.000	52,060.54	51,398.44	662.10 S	.00
830	573	40783	00008	00000	03/19/10	03/22/10		30,000.000	31,236.33	31,245.70	9.37-S	.00

REPORT: TMS-TX-23
 BANK 21 PNC BANK (21)
 REGION 46 BALTIMORE
 OFFICE 001 C & E

ACCOUNT 5878319 THOMAS W PANGBORN RESIDUE
 FROM: 01/01/10 TO: 12/31/10

GAIN/LOSS FEDERAL REPORT INTERNAL USE ONLY

PAGE: 35
 RUN DATE: 04/29/11

G A I N / L O S S I N F O R M A T I O N

TAX CODE	OR-OFF SERIAL	SEQ LOT#	ACQUIRED	TRADE	UNITS	PROCEEDS	TAX COST	FEDERAL G/L	STATE G/L
ASSET 912828JH4 (CONT'D)									
TOTAL-SHORT									
ASSET 912828KD1 USA TREASURY NOTES									
02.750% DUE 02/15/2019									
830	573	40889-00002	00000	02/16/10	06/30/10	24,924.81	23,195.41	1,729.40	.00
830	573	40889-00002	00000	03/12/10	06/30/10	9,969.92	9,379.69	590.23	.00
830	573	40900-00009	00000	03/12/10	07/16/10	24,938.48	23,449.22	1,489.26	.00
830	573	40900-00009	00000	04/23/10	07/16/10	59,852.34	55,867.97	3,984.37	.00
830	573	40935-00006	00000	04/23/10	08/18/10	15,452.34	13,966.99	1,485.35	.00
830	573	40935-00006	00000	05/12/10	08/18/10	20,603.12	18,975.00	1,628.12	.00
830	573	40935-00006	00000	05/12/10	08/18/10	10,301.56	9,473.05	828.51	.00
830	573	40935-00006	00000	06/14/10	08/18/10	113,317.18	106,601.18	6,716.00	.00
830	573	40935-00006	00000	07/15/10	08/18/10	30,904.69	29,917.97	986.72	.00
830	573	40935-00006	00000	07/29/10	08/18/10	25,753.91	24,935.55	818.36	.00
830	573	40935-00006	00000	08/17/10	08/18/10	15,452.34	15,469.92	17.58	.00
TOTAL-SHORT									
					345,000.000	351,470.69	331,231.95	20,238.74	.00
ASSET 912828KT6 USA TREASURY NOTES									
02.375% DUE 03/31/2016									
830	573	40784-00012	00000	04/02/09	03/24/10	4,823.64	5,027.34	203.70	.00
830	573	40790-00007	00000	04/02/09	03/30/10	28,948.83	30,164.07	1,215.24	.00
830	573	40790-00007	00000	02/23/10	03/30/10	91,671.28	92,488.08	816.80	.00
830	573	40817-00003	00000	02/23/10	04/22/10	29,158.59	29,206.76	48.17	.00
830	573	40818-00005	00000	02/23/10	04/23/10	72,544.92	73,016.90	471.98	.00
830	573	40901-00009	00000	02/23/10	07/15/10	45,750.59	43,810.14	1,940.45	.00
830	573	40902-00004	00000	02/23/10	07/16/10	15,284.77	14,603.38	681.39	.00
830	573	40915-00007	00000	02/23/10	07/29/10	15,307.62	14,603.38	704.24	.00
830	573	40916-00007	00000	02/23/10	07/30/10	25,594.73	24,338.97	1,255.76	.00
830	573	40916-00007	00000	02/26/10	07/30/10	5,118.94	4,894.36	224.58	.00
830	573	40959-00007	00000	02/26/10	09/13/10	36,181.25	34,260.49	1,920.76	.00
TOTAL-SHORT									
					375,000.000	370,385.16	366,413.87	3,971.29	.00
ASSET 912828KX7 USA TREASURY BOND									
01.875% DUE 06/15/2012									
830	573	40803-00007	00000	06/18/09	04/09/10	50,707.03	50,082.03	625.00	.00
830	573	40818-00007	00000	06/18/09	04/23/10	121,767.19	120,196.87	1,570.32	.00
830	573	40818-00007	00000	06/23/09	04/23/10	91,325.39	90,260.16	1,065.23	.00
830	573	40818-00007	00000	03/01/10	04/23/10	45,662.70	45,940.58	277.88	.00

TAX CODE	OR-OFF SERIAL	SEQ LOT#	ACQUIRED	TRADE	UNITS	PROCEEDS	TAX COST	FEDERAL G/L	STATE G/L
ASSET 912828KX7 (CONT'D)									
TOTAL-SHORT					305,000.000	309,462.31	306,479.64	2,982.67	.00
ASSET 912828LG3 USA TREASURY NOTES									
01.000% DUE 07/31/2011									
830	573	41043-00003	00000	09/13/10 12/08/10	430,000.000	432,066.02	432,670.69	604.67-S	.00
TOTAL-SHORT					430,000.000	432,066.02	432,670.69	604.67-	.00
ASSET 912828LK4 USA TREASURY NOTE									
02.375% DUE 08/31/2014									
830	573	41047-00005	00000	08/25/10 12/07/10	25,000.000	26,053.71	26,320.31	266.60-S	.00
830	573	41050-00007	00000	08/25/10 12/14/10	25,000.000	25,886.72	26,320.31	433.59-S	.00
TOTAL-SHORT					50,000.000	51,940.43	52,640.62	700.19-	.00
ASSET 912828LP3 USA TREASURY NOTES									
03.000% DUE 09/30/2016									
830	573	41047-00007	00000	12/03/10 12/07/10	15,000.000	15,731.84	15,877.15	145.31-S	.00
TOTAL-SHORT					15,000.000	15,731.84	15,877.15	145.31-	.00
ASSET 912828LY4 USA TREASURY NOTES									
03.375% DUE 11/15/2019									
830	573	40854-00003	00000	01/06/10 05/26/10	30,000.000	30,447.66	29,036.72	1,410.94 S	.00
830	573	40890-00002	00000	01/06/10 07/06/10	15,000.000	15,537.30	14,518.36	1,018.94 S	.00
830	573	40900-00011	00000	01/06/10 07/16/10	20,000.000	20,684.38	19,357.81	1,326.57 S	.00
830	573	40900-00011	00000	01/22/10 07/16/10	5,000.000	5,171.09	4,901.76	269.33 S	.00
830	573	40953-00004	00000	08/18/10 09/07/10	20,000.000	21,385.94	21,371.87	14.07 S	.00
830	573	40959-00011	00000	08/18/10 09/13/10	25,000.000	26,433.60	26,714.84	281.24-S	.00
830	573	41013-00002	00000	08/18/10 11/08/10	30,000.000	32,482.03	32,057.81	424.22 S	.00
830	573	41019-00037	00000	08/18/10 11/08/10	15,000.000	16,228.13	16,028.91	199.22 S	.00
830	573	41040-00015	00000	08/18/10 12/01/10	5,000.000	5,257.03	5,342.97	85.94-S	.00
830	573	41044-00002	00000	08/18/10 12/07/10	35,000.000	36,140.23	37,400.78	1,260.55-S	.00
830	573	41056-00005	00000	08/18/10 12/17/10	95,000.000	96,202.34	101,516.41	5,314.07-S	.00
830	573	41056-00005	00000	09/23/10 12/17/10	15,000.000	15,189.84	16,091.02	901.18-S	.00
830	573	41056-00005	00000	10/22/10 12/17/10	10,000.000	10,126.56	10,776.56	650.00-S	.00
830	573	41056-00005	00000	12/03/10 12/17/10	35,000.000	35,442.97	36,564.06	1,121.09-S	.00

REPORT: TMS-TX-23
 BANK 21 PNC BANK (21)
 REGION 46 BALTIMORE
 OFFICE 001 C & E

ACCOUNT 5878319 THOMAS W PANGBORN RESIDUE
 FROM: 01/01/10 TO: 12/31/10

GAIN/LOSS FEDERAL REPORT INTERNAL USE ONLY

PAGE: 37
 RUN DATE: 04/29/11

TAX CODE	OR-OFF SERIAL	SEQ LOT#	ACQUIRED	TRADE	UNITS	PROCEEDS	TAX COST	FEDERAL G/L	STATE G/L
ASSET 912828LY4 (CONT'D)									
TOTAL-SHORT					355,000.000	366,729.10	371,679.88	4,950.78-	.00
ASSET 912828MG2 USA TREASURY NOTES									
830	573	40875-00003	00000	04/23/10	50,000.000	50,468.68	49,804.69	663.99 S	.00
830	573	40922-00004	00000	04/23/10	30,000.000	30,485.16	29,882.81	602.35 S	.00
830	573	40998-00019	00000	04/23/10	20,000.000	20,442.19	19,921.88	520.31 S	.00
830	573	41050-00009	00000	04/23/10	20,000.000	20,283.59	19,921.88	361.71 S	.00
TOTAL-SHORT					120,000.000	121,679.62	119,531.26	2,148.36	.00
ASSET 912828MH0 USA TREASURY NOTES									
830	573	40908-00007	00000	04/23/10	5,000.000	5,141.60	4,939.45	202.15 S	.00
830	573	40910-00007	00000	04/23/10	5,000.000	5,139.65	4,939.45	200.20 S	.00
830	573	40957-00004	00000	04/23/10	5,000.000	5,201.56	4,939.45	262.11 S	.00
830	573	40959-00013	00000	04/23/10	180,000.000	187,010.15	177,820.32	9,189.83 S	.00
830	573	40959-00013	00000	05/10/10	10,000.000	10,389.45	10,020.70	368.75 S	.00
830	573	40959-00013	00000	05/12/10	40,000.000	41,557.81	40,075.00	1,482.81 S	.00
830	573	40959-00013	00000	05/13/10	40,000.000	41,557.81	40,045.31	1,512.50 S	.00
830	573	40959-00013	00000	05/13/10	70,000.000	72,726.17	70,166.80	2,559.37 S	.00
830	573	40959-00013	00000	05/14/10	55,000.000	57,141.99	55,380.28	1,761.71 S	.00
830	573	40959-00013	00000	05/14/10	50,000.000	51,947.27	50,390.63	1,556.64 S	.00
830	573	40959-00013	00000	07/07/10	55,000.000	57,141.99	56,456.64	685.35 S	.00
830	573	40959-00013	00000	07/16/10	55,000.000	57,142.00	56,514.65	627.35 S	.00
830	573	41027-00003	00000	07/16/10	25,000.000	26,022.46	25,688.48	333.98 S	.00
830	573	41036-00011	00000	07/16/10	65,000.000	67,808.20	66,790.04	1,018.16 S	.00
830	573	41047-00009	00000	07/16/10	30,000.000	31,032.42	30,826.17	206.25 S	.00
830	573	41047-00009	00000	10/13/10	40,000.000	41,376.57	42,203.12	826.55-S	.00
830	573	41047-00009	00000	11/22/10	30,000.000	31,032.42	31,293.75	261.33-S	.00
TOTAL-SHORT					760,000.000	789,369.52	768,490.24	20,879.28	.00
ASSET 913017BH1 UNITED TECHNOLOGIES CORP NOTES									
830	573	40757-00003	00000	04/26/05	300,000.000	327,663.00	298,311.00	29,352.00 L	.00

REPORT: TMS-TX-23
 BANK 21 PNC BANK (21)
 REGION 46 BALTIMORE
 OFFICE 001 C & E

GAIN/LOSS FEDERAL REPORT INTERNAL USE ONLY
 ACCOUNT 5878319 THOMAS W PANGBORN RESIDUE
 FROM: 01/01/10 TO: 12/31/10

PAGE: 38
 RUN DATE: 04/29/11

TAX CODE	OR-OFF SERIAL	SEQ LOT#	DATES	ACQUIRED	TRADE	UNITS	PROCEEDS	TAX COST	FEDERAL G/L	STATE G/L
	ASSET 913017BH1	(CONT'D)	TOTAL-LONG			300,000.000	327,663.00	298,311.00	29,352.00	.00
	ASSET 913017BR9	UNITED TECHNOLOGIES CORP								
		SR UNSEC								
		04.500% DUE 04/15/2020								
830	573	40929-00017	00000	02/23/10	08/12/10	30,000.000	33,280.20	29,850.30	3,429.90	.00
		TOTAL-SHORT				30,000.000	33,280.20	29,850.30	3,429.90	.00
	ASSET 913017109	UNITED TECHNOLOGIES CORP								
830	885	40883-00009	00000	12/04/08	06/29/10	880.000	57,032.57	41,662.28	15,370.29	.00
		TOTAL-LONG				880.000	57,032.57	41,662.28	15,370.29	.00
	ASSET 92553P201	VIACOM INC CLASS B WI								
830	885	40942-00007	00000	07/21/09	08/25/10	460.000	14,156.87	10,485.01	3,671.86	.00
		TOTAL-LONG				460.000	14,156.87	10,485.01	3,671.86	.00
	ASSET 92976WBJ4	WACHOVIA CORP								
		SR UNSECURED								
		05.500% DUE 05/01/2013								
830	573	40788-00002	00000	07/22/08	03/24/10	25,000.000	27,052.00	22,769.25	4,282.75	.00
		TOTAL-LONG				25,000.000	27,052.00	22,769.25	4,282.75	.00
	ASSET 931142CU5	WAL-MART STORES INC								
		SR UNSEC								
		03.625% DUE 07/08/2020								
830	573	41056-00007	00000	06/30/10	12/17/10	45,000.000	43,387.20	44,958.60	1,571.40	.00
		TOTAL-SHORT				45,000.000	43,387.20	44,958.60	1,571.40	.00
	ASSET 939640ADO	WASHINGTON POST CO								
		NOTES								
		07.250% DUE 02/01/2019								
830	573	40776-00003	00000	01/27/09	03/12/10	35,000.000	39,666.90	34,864.90	4,802.00	.00

REPORT: TMS-TX-23
 BANK 21 PNC BANK (21)
 REGION 46 BALTIMORE
 OFFICE 001 C & E

ACCOUNT 5878319 THOMAS W PANGBORN RESIDUE
 FROM: 01/01/10 TO: 12/31/10

GAIN/LOSS FEDERAL REPORT INTERNAL USE ONLY

PAGE: 39
 RUN DATE: 04/29/11

TAX CODE	OR-OFF SERIAL	SEQ LOT#	DATES	ACQUIRED	TRADE	UNITS	PROCEEDS	TAX COST	FEDERAL G/L	STATE G/L
ASSET 939640ADO (CONT'D)						35,000.000	39,666.90	34,864.90	4,802.00	.00
TOTAL-LONG										
ASSET 94973V107 WELLPOINT INC						1,331.000	71,346.21	54,352.18	16,994.03 L	.00
830	885	40826-00003	00000	01/12/09	05/03/10	90.000	4,824.31	3,867.30	957.01 L	.00
830	885	40826-00003	00000	02/02/09	05/03/10	100.000	5,360.35	4,285.00	1,075.35 L	.00
830	885	40826-00003	00000	02/03/09	05/03/10	200.000	10,720.69	8,922.00	1,798.69 L	.00
830	885	40826-00003	00000	05/12/09	05/03/10	50.000	2,680.17	2,342.00	338.17 S	.00
TOTAL-SHORT						1,771.000	94,931.73	73,768.48	338.17	.00
TOTAL-LONG									20,825.08	.00
ASSET 94974BET3 WELLS FARGO & CO						30,000.000	31,851.60	29,951.10	1,900.50 L	.00
830	573	41002-00001	00000	09/24/09	10/26/10	30,000.000	31,851.60	29,951.10	1,900.50	.00
SR UNSEC 03.750% DUE 10/01/2014										
TOTAL-LONG										
ASSET 958102105 WESTERN DIGITAL CORP						2,130.000	58,713.48	91,422.37	32,708.89-S	.00
830	885	40909-00003	00000	04/29/10	07/23/10	880.000	24,257.21	34,034.26	9,777.05-S	.00
830	885	40909-00003	00000	05/17/10	07/23/10	3,010.000	82,970.69	125,456.63	42,485.94-	.00
TOTAL-SHORT										
ASSET 963320106 WHIRLPOOL CORP						980.000	73,875.95	103,730.35	29,854.40-S	.00
830	885	41008-00005	00000	05/17/10	11/01/10	980.000	73,875.95	103,730.35	29,854.40-	.00
TOTAL-SHORT										
ASSET 969457100 WILLIAMS COMPANIES INC						4,275.000	97,062.57	83,714.33	13,348.24 S	.00
830	885	40774-00005	00000	12/10/09	03/10/10	920.000	20,888.32	20,618.30	270.02 S	.00
830	885	40774-00005	00000	02/17/10	03/10/10	5,195.000	117,950.89	104,332.63	13,618.26	.00
TOTAL-SHORT										
ASSET 98156YAD3 WORLD OMNI AUTO RECEIVABLES TR						179.980	179.98	179.95	.03 L	.00
828	573	40988-00028	00000	04/07/09	10/15/10	1,423.250	1,423.25	1,422.99	.26 L	.00
828	573	41019-00039	00000	04/07/09	11/15/10					

21-76-001-30 10017

Application for Extension of Time To File an Exempt Organization Return

A

File a separate application for each return.

- If you are filing for an Automatic 3-Month Extension, complete only Part I and check this box [X]
If you are filing for an Additional (Not Automatic) 3-Month Extension, complete only Part II (on page 2 of this form).

Do not complete Part II unless you have already been granted an automatic 3-month extension on a previously filed Form 8868.

Electronic filing (e-file). You can electronically file Form 8868 if you need a 3-month automatic extension of time to file (6 months for a corporation required to file Form 990-T), or an additional (not automatic) 3-month extension of time. You can electronically file Form 8868 to request an extension of time to file any of the forms listed in Part I or Part II with the exception of Form 8870, Information Return for Transfers Associated With Certain Personal Benefit Contracts, which must be sent to the IRS in paper format (see instructions) For more details on the electronic filing of this form, visit www.irs.gov/efile and click on e-file for Charities & Nonprofits.

Part I Automatic 3-Month Extension of Time. Only submit original (no copies needed).

A corporation required to file Form 990-T and requesting an automatic 6-month extension - check this box and complete

Part I only []

All other corporations (including 1120-C filers), partnerships, REMICs, and trusts must use Form 7004 to request an extension of time to file income tax returns.

Form fields: Type or print, Name of exempt organization (THOMAS W PANGBORN), Employer identification number (52-6073332), Number, street, and room or suite no (C/O PNC BANK 620 LIBERTY AVENUE, NO. 10THFL), City, town or post office, state, and ZIP code (PITTSBURGH, PA 15222)

Enter the Return code for the return that this application is for (file a separate application for each return) [01]

Table with 4 columns: Application Is For, Return Code, Application Is For, Return Code. Rows include Form 990, Form 990-BL, Form 990-EZ, Form 990-PF, Form 990-T (sec. 401(a) or 408(a) trust), and Form 990-T (trust other than above).

PNC BANK, N.A.

The books are in the care of 620 LIBERTY AVENUE 10TH FLOOR - PITTSBURGH, PA 15222 Telephone No 412-768-5897 FAX No.

- If the organization does not have an office or place of business in the United States, check this box []
If this is for a Group Return, enter the organization's four digit Group Exemption Number (GEN) [] . If this is for the whole group, check this box [] . If it is for part of the group, check this box [] and attach a list with the names and EINs of all members the extension is for.

1 I request an automatic 3-month (6 months for a corporation required to file Form 990-T) extension of time until AUGUST 15, 2011, to file the exempt organization return for the organization named above. The extension is for the organization's return for: [X] calendar year 2010 or [] tax year beginning [] , and ending [] .

2 If the tax year entered in line 1 is for less than 12 months, check reason: [] Initial return [] Final return [] Change in accounting period

Table with 3 columns: Description, 3a, 3b, 3c. Rows include: 3a If this application is for Form 990-BL, 990-PF, 990-T, 4720, or 6069, enter the tentative tax, less any nonrefundable credits. See instructions. 3a \$ 0. b If this application is for Form 990-PF, 990-T, 4720, or 6069, enter any refundable credits and estimated tax payments made. Include any prior year overpayment allowed as a credit. 3b \$ 0. c Balance due. Subtract line 3b from line 3a. Include your payment with this form, if required, by using EFTPS (Electronic Federal Tax Payment System). See instructions. 3c \$ 0.

Caution. If you are going to make an electronic fund withdrawal with this Form 8868, see Form 8453-EO and Form 8879-EO for payment instructions.

LHA For Paperwork Reduction Act Notice, see Instructions.

all S. pull

- If you are filing for an Additional (Not Automatic) 3-Month Extension, complete only Part II and check this box X
- Note. Only complete Part II if you have already been granted an automatic 3-month extension on a previously filed Form 8868
- If you are filing for an Automatic 3-Month Extension, complete only Part I (on page 1)

Part II Additional (Not Automatic) 3-Month Extension of Time. Only file the original (no copies needed).

Type or print File by the extended due date for filing your return See instructions	Name of exempt organization THOMAS W PANGBORN	Employer identification number 52-6073332
	Number, street, and room or suite no. If a P.O. box, see instructions. C/O PNC BANK 620 LIBERTY AVENUE, NO. 10THFL	
	City, town or post office, state, and ZIP code. For a foreign address, see instructions. PITTSBURGH, PA 15222	

Enter the Return code for the return that this application is for (file a separate application for each return) 01

Application Is For	Return Code	Application Is For	Return Code
Form 990	01		
Form 990-BL	02	Form 1041-A	08
Form 990-EZ	03	Form 4720	09
Form 990-PF	04	Form 5227	10
Form 990-T (sec. 401(a) or 408(a) trust)	05	Form 6069	11
Form 990-T (trust other than above)	06	Form 8870	12

STOP! Do not complete Part II if you were not already granted an automatic 3-month extension on a previously filed Form 8868.

PNC BANK, N.A.

• The books are in the care of **620 LIBERTY AVENUE 10TH FLOOR - PITTSBURGH, PA 15222**
Telephone No **412-768-5897** FAX No.

• If the organization does not have an office or place of business in the United States, check this box

• If this is for a Group Return, enter the organization's four digit Group Exemption Number (GEN) _____ . If this is for the whole group, check this box . If it is for part of the group, check this box and attach a list with the names and EINs of all members the extension is for _____

4 I request an additional 3-month extension of time until **NOVEMBER 15, 2011**.

5 For calendar year **2010**, or other tax year beginning _____, and ending _____.

6 If the tax year entered in line 5 is for less than 12 months, check reason: Initial return Final return Change in accounting period

7 State in detail why you need the extension _____

ADDITIONAL TIME IS REQUIRED TO FILE A COMPLETE & ACCURATE TAX RETURN

8a If this application is for Form 990-BL, 990-PF, 990-T, 4720, or 6069, enter the tentative tax, less any nonrefundable credits. See instructions.	8a	\$	0.
b If this application is for Form 990-PF, 990-T, 4720, or 6069, enter any refundable credits and estimated tax payments made. Include any prior year overpayment allowed as a credit and any amount paid previously with Form 8868.	8b	\$	0.
c Balance due. Subtract line 8b from line 8a. Include your payment with this form, if required, by using EFTPS (Electronic Federal Tax Payment System). See instructions.	8c	\$	0.

Signature and Verification

Under penalties of perjury, I declare that I have examined this form, including accompanying schedules and statements, and to the best of my knowledge and belief, it is true, correct, and complete, and that I am authorized to prepare this form.

Signature John W. Alutz Title **ASSISTANT VICE PRESIDENT** Date **8/5/11**