



See a Social Security Number? Say Something!
Report Privacy Problems to <https://public.resource.org/privacy>
Or call the IRS Identity Theft Hotline at 1-800-908-4490



**Return of Private Foundation
or Section 4947(a)(1) Nonexempt Charitable Trust
Treated as a Private Foundation**

2010

Department of the Treasury
Internal Revenue Service

Note. The foundation may be able to use a copy of this return to satisfy state reporting requirements

For calendar year 2010, or tax year beginning _____, **2010, and ending** _____

G Check all that apply: Initial return Initial Return of a former public charity Final return
 Amended return Address change Name change

ST. PIERRE FOUNDATION
31982 PASEO SAGRADO
SAN JUAN CAPISTRANO, CA 92675-3347

A Employer identification number
47-0879863

B Telephone number (see the instructions)
(949) 248-9279

C If exemption application is pending, check here

D 1 Foreign organizations, check here
2 Foreign organizations meeting the 85% test, check here and attach computation

E If private foundation status was terminated under section 507(b)(1)(A), check here

F If the foundation is in a 60-month termination under section 507(b)(1)(B), check here

H Check type of organization: Section 501(c)(3) exempt private foundation
 Section 4947(a)(1) nonexempt charitable trust Other taxable private foundation

I Fair market value of all assets at end of year (from Part II, column (c), line 16)
 ▶ \$ 626,878.

J Accounting method: Cash Accrual
 Other (specify) _____
 (Part I, column (d) must be on cash basis)

Part I Analysis of Revenue and Expenses (The total of amounts in columns (b), (c), and (d) may not necessarily equal the amounts in column (a) (see the instructions))		(a) Revenue and expenses per books	(b) Net investment income	(c) Adjusted net income	(d) Disbursements for charitable purposes (cash basis only)
REVENUE	1 Contributions, gifts, grants, etc., received (att sch)	30.			
	2 Ck ▶ <input checked="" type="checkbox"/> if the foundn is not req to att Sch B				
	3 Interest on savings and temporary cash investments				
	4 Dividends and interest from securities	18,889.	18,889.	18,889.	
	5a Gross rents				
	b Net rental income or (loss)				
	6a Net gain/(loss) from sale of assets not on line 10	32,987.			
	b Gross sales price for all assets on line 6a 338,075.				
	7 Capital gain net income (from Part IV, line 2)		32,987.		
	8 Net short-term capital gain			8,994.	
	9 Income modifications				
	10a Gross sales less returns and allowances				
b Less Cost of goods sold					
c Gross profit/(loss) (att sch)					
11 Other income (attach schedule)					
12 Total. Add lines 1 through 11	51,906.	51,876.	27,883.		
ADMINISTRATIVE EXPENSES	13 Compensation of officers, directors, trustees, etc	0.			
	14 Other employee salaries and wages				
	15 Pension plans, employee benefits				
	16a Legal fees (attach schedule)				
	b Accounting fees (attach sch) SEE ST 1	1,450.			
	c Other prof fees (attach sch)				
	17 Interest				
	18 Taxes (attach schedule) (see instr) SEE STM 2	367.			
	19 Depreciation (attach sch) and depletion				
	20 Occupancy				
	21 Travel, conferences, and meetings				
22 Printing and publications					
23 Other expenses (attach schedule) SEE STATEMENT 3	18,406.	18,406.	18,406.		
24 Total operating and administrative expenses. Add lines 13 through 23	20,223.	18,406.	18,406.		
25 Contributions, gifts, grants paid PART XV	92,500.			67,500.	
26 Total expenses and disbursements. Add lines 24 and 25	112,723.	18,406.	18,406.	67,500.	
27 Subtract line 26 from line 12:					
a Excess of revenue over expenses and disbursements.	-60,817.				
b Net investment income (if negative, enter 0-).		33,470.			
c Adjusted net income (if negative, enter -0-)			9,477.		

SCANNED AUG 11 2011 ADMINISTRATIVE EXPENSES

RECEIVED
AUG 11 2011
OGDEN UT
SEE STATEMENT 3

319
J

Part II Balance Sheets		Attached schedules and amounts in the description column should be for end-of-year amounts only (See instructions.)			
		Beginning of year (a) Book Value	End of year (b) Book Value (c) Fair Market Value		
ASSETS	1	Cash – non-interest-bearing			
	2	Savings and temporary cash investments	32,155.	25,599.	25,599.
	3	Accounts receivable			
		Less: allowance for doubtful accounts			
	4	Pledges receivable			
		Less: allowance for doubtful accounts			
	5	Grants receivable			
	6	Receivables due from officers, directors, trustees, and other disqualified persons (attach schedule) (see the instructions)			
	7	Other notes and loans receivable (attach sch)			
		Less: allowance for doubtful accounts			
	8	Inventories for sale or use			
	9	Prepaid expenses and deferred charges			
	10a	Investments – U.S. and state government obligations (attach schedule)	90,105.	96,382.	97,051.
	b	Investments – corporate stock (attach schedule)	272,486.	229,371.	329,902.
	c	Investments – corporate bonds (attach schedule)	186,044.	168,621.	174,326.
	11	Investments – land, buildings, and equipment basis			
	Less: accumulated depreciation (attach schedule)				
12	Investments – mortgage loans				
13	Investments – other (attach schedule)				
14	Land, buildings, and equipment basis				
	Less: accumulated depreciation (attach schedule)				
15	Other assets (describe _____)				
16	Total assets (to be completed by all filers – see instructions. Also, see page 1, item I.)	580,790.	519,973.	626,878.	
LIABILITIES	17	Accounts payable and accrued expenses			
	18	Grants payable			
	19	Deferred revenue			
	20	Loans from officers, directors, trustees, & other disqualified persons			
	21	Mortgages and other notes payable (attach schedule)			
	22	Other liabilities (describe _____)			
	23	Total liabilities (add lines 17 through 22)	0.	0.	
NET ASSETS OR FUND BALANCES	Foundations that follow SFAS 117, check here and complete lines 24 through 26 and lines 30 and 31. <input type="checkbox"/>				
	24	Unrestricted			
	25	Temporarily restricted			
	26	Permanently restricted			
	Foundations that do not follow SFAS 117, check here and complete lines 27 through 31. <input checked="" type="checkbox"/>				
	27	Capital stock, trust principal, or current funds			
	28	Paid-in or capital surplus, or land, building, and equipment fund			
	29	Retained earnings, accumulated income, endowment, or other funds	580,790.	519,973.	
	30	Total net assets or fund balances (see the instructions)	580,790.	519,973.	
31	Total liabilities and net assets/fund balances (see the instructions)	580,790.	519,973.		

Part III Analysis of Changes in Net Assets or Fund Balances

1	Total net assets or fund balances at beginning of year – Part II, column (a), line 30 (must agree with end-of-year figure reported on prior year's return)	1	580,790.
2	Enter amount from Part I, line 27a	2	-60,817.
3	Other increases not included in line 2 (itemize) _____	3	
4	Add lines 1, 2, and 3	4	519,973.
5	Decreases not included in line 2 (itemize) _____	5	
6	Total net assets or fund balances at end of year (line 4 minus line 5) – Part II, column (b), line 30	6	519,973.

Part IV Capital Gains and Losses for Tax on Investment Income

(a) List and describe the kind(s) of property sold (e.g., real estate, 2-story brick warehouse; or common stock, 200 shares MLC Company)	(b) How acquired P — Purchase D — Donation	(c) Date acquired (month, day, year)	(d) Date sold (month, day, year)
1 a SEE ATTACHED GAIN/LOSS REPORT	P	VARIOUS	VARIOUS
b SEE ATTACHED GAIN/LOSS REPORT	P	VARIOUS	VARIOUS
c			
d			
e			

(e) Gross sales price	(f) Depreciation allowed (or allowable)	(g) Cost or other basis plus expense of sale	(h) Gain or (loss) (e) plus (f) minus (g)
a 194,343.		185,349.	8,994.
b 143,732.		119,739.	23,993.
c			
d			
e			

Complete only for assets showing gain in column (h) and owned by the foundation on 12/31/69			(l) Gains (Column (h) gain minus column (k), but not less than -0-) or Losses (from column (h))
(i) Fair Market Value as of 12/31/69	(j) Adjusted basis as of 12/31/69	(k) Excess of column (i) over column (j), if any	
a			8,994.
b			23,993.
c			
d			
e			

2 Capital gain net income or (net capital loss) [If gain, also enter in Part I, line 7 If (loss), enter -0- in Part I, line 7]	2	32,987.
3 Net short-term capital gain or (loss) as defined in sections 1222(5) and (6): If gain, also enter in Part I, line 8, column (c) (see the instructions). If (loss), enter -0- in Part I, line 8]	3	8,994.

Part V Qualification Under Section 4940(e) for Reduced Tax on Net Investment Income

(For optional use by domestic private foundations subject to the section 4940(a) tax on net investment income) N/A

If section 4940(d)(2) applies, leave this part blank

Was the foundation liable for the section 4942 tax on the distributable amount of any year in the base period? Yes No
If 'Yes,' the foundation does not qualify under section 4940(e) Do not complete this part

1 Enter the appropriate amount in each column for each year; see the instructions before making any entries

(a) Base period years Calendar year (or tax year beginning in)	(b) Adjusted qualifying distributions	(c) Net value of noncharitable-use assets	(d) Distribution ratio (column (b) divided by column (c))
2009			
2008			
2007			
2006			
2005			

2 Total of line 1, column (d)	2	
3 Average distribution ratio for the 5-year base period — divide the total on line 2 by 5, or by the number of years the foundation has been in existence if less than 5 years	3	
4 Enter the net value of noncharitable-use assets for 2010 from Part X, line 5	4	
5 Multiply line 4 by line 3	5	
6 Enter 1% of net investment income (1% of Part I, line 27b)	6	
7 Add lines 5 and 6	7	
8 Enter qualifying distributions from Part XII, line 4	8	

If line 8 is equal to or greater than line 7, check the box in Part VI, line 1b, and complete that part using a 1% tax rate See the Part VI instructions

Part VI Excise Tax Based on Investment Income (Section 4940(a), 4940(b), 4940(e), or 4948 – see the instructions)

1 a Exempt operating foundations described in section 4940(d)(2), check here <input type="checkbox"/> and enter 'N/A' on line 1. Date of ruling or determination letter _____ (attach copy of letter if necessary – see instr.)		
b Domestic foundations that meet the section 4940(e) requirements in Part V, check here <input type="checkbox"/> and enter 1% of Part I, line 27b	1	669.
c All other domestic foundations enter 2% of line 27b Exempt foreign organizations enter 4% of Part I, line 12, column (b)		
2 Tax under section 511 (domestic section 4947(a)(1) trusts and taxable foundations only Others enter -0-)	2	0.
3 Add lines 1 and 2	3	669.
4 Subtitle A (income) tax (domestic section 4947(a)(1) trusts and taxable foundations only Others enter -0-)	4	0.
5 Tax based on investment income. Subtract line 4 from line 3 If zero or less, enter -0-	5	669.
6 Credits/Payments		
a 2010 estimated tax pmts and 2009 overpayment credited to 2010	6a	78.
b Exempt foreign organizations – tax withheld at source	6b	
c Tax paid with application for extension of time to file (Form 8868)	6c	
d Backup withholding erroneously withheld	6d	
7 Total credits and payments Add lines 6a through 6d	7	78.
8 Enter any penalty for underpayment of estimated tax Check here <input checked="" type="checkbox"/> if Form 2220 is attached	8	1.
9 Tax due. If the total of lines 5 and 8 is more than line 7, enter amount owed SEE STATEMENT 4	9	607.
10 Overpayment. If line 7 is more than the total of lines 5 and 8, enter the amount overpaid	10	
11 Enter the amount of line 10 to be: Credited to 2011 estimated tax Refunded	11	

Part VII-A Statements Regarding Activities

	Yes	No
1 a During the tax year, did the foundation attempt to influence any national, state, or local legislation or did it participate or intervene in any political campaign?		X
b Did it spend more than \$100 during the year (either directly or indirectly) for political purposes (see the instructions for definition)? <i>If the answer is 'Yes' to 1a or 1b, attach a detailed description of the activities and copies of any materials published or distributed by the foundation in connection with the activities.</i>		X
c Did the foundation file Form 1120-POL for this year?		X
d Enter the amount (if any) of tax on political expenditures (section 4955) imposed during the year. (1) On the foundation ▶ \$ 0. (2) On foundation managers ▶ \$ 0.		
e Enter the reimbursement (if any) paid by the foundation during the year for political expenditure tax imposed on foundation managers. ▶ \$ 0.		
2 Has the foundation engaged in any activities that have not previously been reported to the IRS? <i>If 'Yes,' attach a detailed description of the activities</i>		X
3 Has the foundation made any changes, not previously reported to the IRS, in its governing instrument, articles of incorporation, or bylaws, or other similar instruments? <i>If 'Yes,' attach a conformed copy of the changes</i>		X
4 a Did the foundation have unrelated business gross income of \$1,000 or more during the year?		X
b If 'Yes,' has it filed a tax return on Form 990-T for this year?		N/A
5 Was there a liquidation, termination, dissolution, or substantial contraction during the year? <i>If 'Yes,' attach the statement required by General Instruction T</i>		X
6 Are the requirements of section 508(e) (relating to sections 4941 through 4945) satisfied either: • By language in the governing instrument, or • By state legislation that effectively amends the governing instrument so that no mandatory directions that conflict with the state law remain in the governing instrument?	X	
7 Did the foundation have at least \$5,000 in assets at any time during the year? <i>If 'Yes,' complete Part II, column (c), and Part XV</i>	X	
8 a Enter the states to which the foundation reports or with which it is registered (see the instructions) N/A		
b If the answer is 'Yes' to line 7, has the foundation furnished a copy of Form 990-PF to the Attorney General (or designate) of each state as required by General Instruction G? <i>If 'No,' attach explanation</i>	X	
9 Is the foundation claiming status as a private operating foundation within the meaning of section 4942(j)(3) or 4942(j)(5) for calendar year 2010 or the taxable year beginning in 2010 (see instructions for Part XIV)? <i>If 'Yes,' complete Part XIV</i>		X
10 Did any persons become substantial contributors during the tax year? <i>If 'Yes,' attach a schedule listing their names and addresses</i>		X

Part VII-A Statements Regarding Activities (Continued)

11	At any time during the year, did the foundation, directly or indirectly, own a controlled entity within the meaning of section 512(b)(13)? If 'Yes', attach schedule (see instructions)	11		X
12	Did the foundation acquire a direct or indirect interest in any applicable insurance contract before August 17, 2008?	12		X
13	Did the foundation comply with the public inspection requirements for its annual returns and exemption application? Website address ▶ N/A	13	X	
14	The books are in care of ▶ ST. PIERRE FOUNDATION Telephone no ▶ (949) 248-9279 Located at ▶ 31982 PASEO SAGRADO SAN JUAN CAPISTRANO CA ZIP + 4 ▶ 92675-3347			
15	Section 4947(a)(1) nonexempt charitable trusts filing Form 990-PF in lieu of Form 1041 - Check here and enter the amount of tax-exempt interest received or accrued during the year N/A ▶ <input type="checkbox"/>	15		N/A
16	At any time during calendar year 2010, did the foundation have an interest in or a signature or other authority over a bank, securities, or other financial account in a foreign country? See the instructions for exceptions and filing requirements for Form TD F 90-22.1. If 'Yes,' enter the name of the foreign country ▶	16	Yes	No
				X

Part VII-B Statements Regarding Activities for Which Form 4720 May Be Required

File Form 4720 if any item is checked in the 'Yes' column, unless an exception applies.

		Yes	No
1 a During the year did the foundation (either directly or indirectly):			
(1)	Engage in the sale or exchange, or leasing of property with a disqualified person? <input type="checkbox"/> Yes <input checked="" type="checkbox"/> No		
(2)	Borrow money from, lend money to, or otherwise extend credit to (or accept it from) a disqualified person? <input type="checkbox"/> Yes <input checked="" type="checkbox"/> No		
(3)	Furnish goods, services, or facilities to (or accept them from) a disqualified person? <input type="checkbox"/> Yes <input checked="" type="checkbox"/> No		
(4)	Pay compensation to, or pay or reimburse the expenses of, a disqualified person? <input type="checkbox"/> Yes <input checked="" type="checkbox"/> No		
(5)	Transfer any income or assets to a disqualified person (or make any of either available for the benefit or use of a disqualified person)? <input type="checkbox"/> Yes <input checked="" type="checkbox"/> No		
(6)	Agree to pay money or property to a government official? (Exception. Check 'No' if the foundation agreed to make a grant to or to employ the official for a period after termination of government service, if terminating within 90 days) <input type="checkbox"/> Yes <input checked="" type="checkbox"/> No		
b	If any answer is 'Yes' to 1a(1)-(6), did any of the acts fail to qualify under the exceptions described in Regulations section 53.4941(d)-3 or in a current notice regarding disaster assistance (see the instructions)? Organizations relying on a current notice regarding disaster assistance check here ▶ <input type="checkbox"/>	1 b	N/A
c	Did the foundation engage in a prior year in any of the acts described in 1a, other than excepted acts, that were not corrected before the first day of the tax year beginning in 2010?	1 c	X
2	Taxes on failure to distribute income (section 4942) (does not apply for years the foundation was a private operating foundation defined in section 4942(j)(3) or 4942(j)(5))		
a	At the end of tax year 2010, did the foundation have any undistributed income (lines 6d and 6e, Part XIII) for tax year(s) beginning before 2010? <input type="checkbox"/> Yes <input checked="" type="checkbox"/> No If 'Yes,' list the years ▶ 20__ , 20__ , 20__ , 20__		
b	Are there any years listed in 2a for which the foundation is not applying the provisions of section 4942(a)(2) (relating to incorrect valuation of assets) to the year's undistributed income? (If applying section 4942(a)(2) to all years listed, answer 'No' and attach statement - see the instructions)	2 b	N/A
c	If the provisions of section 4942(a)(2) are being applied to any of the years listed in 2a, list the years here ▶ 20__ , 20__ , 20__ , 20__		
3 a	Did the foundation hold more than a 2% direct or indirect interest in any business enterprise at any time during the year? <input type="checkbox"/> Yes <input checked="" type="checkbox"/> No		
b	If 'Yes,' did it have excess business holdings in 2010 as a result of (1) any purchase by the foundation or disqualified persons after May 26, 1969, (2) the lapse of the 5-year period (or longer period approved by the Commissioner under section 4943(c)(7)) to dispose of holdings acquired by gift or bequest; or (3) the lapse of the 10-, 15-, or 20-year first phase holding period? (Use Schedule C, Form 4720, to determine if the foundation had excess business holdings in 2010.)	3 b	N/A
4 a	Did the foundation invest during the year any amount in a manner that would jeopardize its charitable purposes?	4 a	X
b	Did the foundation make any investment in a prior year (but after December 31, 1969) that could jeopardize its charitable purpose that had not been removed from jeopardy before the first day of the tax year beginning in 2010?	4 b	X

Part VII-B Statements Regarding Activities for Which Form 4720 May Be Required (continued)

5a During the year did the foundation pay or incur any amount to:

(1) Carry on propaganda, or otherwise attempt to influence legislation (section 4945(e))? Yes No

(2) Influence the outcome of any specific public election (see section 4955), or to carry on, directly or indirectly, any voter registration drive? Yes No

(3) Provide a grant to an individual for travel, study, or other similar purposes? Yes No

(4) Provide a grant to an organization other than a charitable, etc, organization described in section 509(a)(1), (2), or (3), or section 4940(d)(2)? (see instructions) Yes No

(5) Provide for any purpose other than religious, charitable, scientific, literary, or educational purposes, or for the prevention of cruelty to children or animals? Yes No

b If any answer is 'Yes' to 5a(1)-(5), did any of the transactions fail to qualify under the exceptions described in Regulations section 53.4945 or in a current notice regarding disaster assistance (see instructions)? Yes No

Organizations relying on a current notice regarding disaster assistance check here

c If the answer is 'Yes' to question 5a(4), does the foundation claim exemption from the tax because it maintained expenditure responsibility for the grant? Yes No

If 'Yes,' attach the statement required by Regulations section 53.4945-5(d) N/A

6a Did the foundation, during the year, receive any funds, directly or indirectly, to pay premiums on a personal benefit contract? Yes No

b Did the foundation, during the year, pay premiums, directly or indirectly, on a personal benefit contract? Yes No

If 'Yes' to 6b, file Form 8870

7a At any time during the tax year, was the foundation a party to a prohibited tax shelter transaction? Yes No

b If yes, did the foundation receive any proceeds or have any net income attributable to the transaction? Yes No

Part VIII Information About Officers, Directors, Trustees, Foundation Managers, Highly Paid Employees, and Contractors

1 List all officers, directors, trustees, foundation managers and their compensation (see instructions).

(a) Name and address	(b) Title and average hours per week devoted to position	(c) Compensation (If not paid, enter -0-)	(d) Contributions to employee benefit plans and deferred compensation	(e) Expense account, other allowances
PAUL R. ST. PIERRE 31982 PASEO SAGRADO SAN JUAN CAPISTRANO, CA 92675-3847	PRESIDENT 0	0.	0.	0.
NANCY E. ST. PIERRE 31982 PASEO SAGRADO SAN JUAN CAPISTRANO, CA 92675-3847	SECRETARY 0	0.	0.	0.
SAMUEL GRAVES 10332 BACK PALINS DRIVE LAS VEGAS, NV 89134-7400	DIRECTOR 0	0.	0.	0.
JOHN ST. PIERRE 7 KLINGER DRIVE SUGAR LOAF, PA 18249-3222	DIRECTOR 0	0.	0.	0.

2 Compensation of five highest-paid employees (other than those included on line 1— see instructions). If none, enter 'NONE.'

(a) Name and address of each employee paid more than \$50,000	(b) Title and average hours per week devoted to position	(c) Compensation	(d) Contributions to employee benefit plans and deferred compensation	(e) Expense account, other allowances
NONE				

Total number of other employees paid over \$50,000 0

Part VIII Information About Officers, Directors, Trustees, Foundation Managers, Highly Paid Employees, and Contractors (continued)

3 Five highest-paid independent contractors for professional services (see instructions). If none, enter 'NONE.'

(a) Name and address of each person paid more than \$50,000	(b) Type of service	(c) Compensation
NONE		

Total number of others receiving over \$50,000 for professional services		0

Part IX-A Summary of Direct Charitable Activities

List the foundation's four largest direct charitable activities during the tax year. Include relevant statistical information such as the number of organizations and other beneficiaries served, conferences convened, research papers produced, etc.

	Expenses
1 N/A	

2	

3	

4	

Part IX-B Summary of Program-Related Investments (see instructions)

Describe the two largest program-related investments made by the foundation during the tax year on lines 1 and 2	Amount	
1 N/A		

2		

All other program-related investments. See instructions		
3		

Total. Add lines 1 through 3		0.

BAA

Part X Minimum Investment Return (All domestic foundations must complete this part. Foreign foundations, see instructions.)

1 Fair market value of assets not used (or held for use) directly in carrying out charitable, etc., purposes		
a Average monthly fair market value of securities	1a	
b Average of monthly cash balances	1b	
c Fair market value of all other assets (see instructions)	1c	
d Total (add lines 1a, b, and c)	1d	0.
e Reduction claimed for blockage or other factors reported on lines 1a and 1c (attach detailed explanation)	1e	
2 Acquisition indebtedness applicable to line 1 assets	2	
3 Subtract line 2 from line 1d	3	
4 Cash deemed held for charitable activities. Enter 1-1/2% of line 3 (for greater amount, see instructions)	4	
5 Net value of noncharitable-use assets. Subtract line 4 from line 3. Enter here and on Part V, line 4	5	0.
6 Minimum investment return. Enter 5% of line 5	6	0.

Part XI Distributable Amount (see instructions) (Section 4942(j)(3) and (j)(5) private operating foundations and certain foreign organizations check here and do not complete this part.)

1 Minimum investment return from Part X, line 6	1	
2a Tax on investment income for 2010 from Part VI, line 5	2a	669.
b Income tax for 2010 (This does not include the tax from Part VI)	2b	
c Add lines 2a and 2b	2c	669.
3 Distributable amount before adjustments. Subtract line 2c from line 1	3	-669.
4 Recoveries of amounts treated as qualifying distributions	4	
5 Add lines 3 and 4	5	-669.
6 Deduction from distributable amount (see instructions)	6	
7 Distributable amount as adjusted. Subtract line 6 from line 5. Enter here and on Part XIII, line 1	7	0.

Part XII Qualifying Distributions (see instructions)

1 Amounts paid (including administrative expenses) to accomplish charitable, etc., purposes		
a Expenses, contributions, gifts, etc. — total from Part I, column (d), line 26	1a	67,500.
b Program-related investments — total from Part IX-B	1b	
2 Amounts paid to acquire assets used (or held for use) directly in carrying out charitable, etc., purposes	2	
3 Amounts set aside for specific charitable projects that satisfy the:		
a Suitability test (prior IRS approval required)	3a	
b Cash distribution test (attach the required schedule)	3b	
4 Qualifying distributions. Add lines 1a through 3b. Enter here and on Part V, line 8, and Part XIII, line 4	4	67,500.
5 Foundations that qualify under section 4940(e) for the reduced rate of tax on net investment income. Enter 1% of Part I, line 27b (see instructions).	5	
6 Adjusted qualifying distributions. Subtract line 5 from line 4	6	67,500.

Note. The amount on line 6 will be used in Part V, column (b), in subsequent years when calculating whether the foundation qualifies for the section 4940(e) reduction of tax in those years.

Part XIII Undistributed Income (see instructions)

	(a) Corpus	(b) Years prior to 2009	(c) 2009	(d) 2010
1 Distributable amount for 2010 from Part XI, line 7				0.
2 Undistributed income, if any, as of the end of 2010				
a Enter amount for 2009 only			0.	
b Total for prior years 20 __, 20 __, 20 __		0.		
3 Excess distributions carryover, if any, to 2010.				
a From 2005	91,500.			
b From 2006	49,100.			
c From 2007	88,000.			
d From 2008	215,000.			
e From 2009	81,000.			
f Total of lines 3a through e	524,600.			
4 Qualifying distributions for 2010 from Part XII, line 4 ▶ \$ 67,500.				
a Applied to 2009, but not more than line 2a			0.	
b Applied to undistributed income of prior years (Election required – see instructions)		0.		
c Treated as distributions out of corpus (Election required – see instructions)	0.			
d Applied to 2010 distributable amount				0.
e Remaining amount distributed out of corpus	67,500.			
5 Excess distributions carryover applied to 2010 (If an amount appears in column (d), the same amount must be shown in column (a))	0.			0.
6 Enter the net total of each column as indicated below:				
a Corpus Add lines 3f, 4c, and 4e Subtract line 5	592,100.			
b Prior years' undistributed income Subtract line 4b from line 2b		0.		
c Enter the amount of prior years' undistributed income for which a notice of deficiency has been issued, or on which the section 4942(a) tax has been previously assessed		0.		
d Subtract line 6c from line 6b Taxable amount – see instructions		0.		
e Undistributed income for 2009 Subtract line 4a from line 2a Taxable amount – see instructions			0.	
f Undistributed income for 2010 Subtract lines 4d and 5 from line 1 This amount must be distributed in 2011				0.
7 Amounts treated as distributions out of corpus to satisfy requirements imposed by section 170(b)(1)(F) or 4942(g)(3) (see instructions)	0.			
8 Excess distributions carryover from 2005 not applied on line 5 or line 7 (see instructions)	91,500.			
9 Excess distributions carryover to 2011. Subtract lines 7 and 8 from line 6a	500,600.			
10 Analysis of line 9.				
a Excess from 2006	49,100.			
b Excess from 2007	88,000.			
c Excess from 2008	215,000.			
d Excess from 2009	81,000.			
e Excess from 2010	67,500.			

Part XIV Private Operating Foundations (see instructions and Part VII-A, question 9) N/A

1 a If the foundation has received a ruling or determination letter that it is a private operating foundation, and the ruling is effective for 2010, enter the date of the ruling ▶

b Check box to indicate whether the foundation is a private operating foundation described in section 4942(j)(3) or 4942(j)(5)

	Tax year	Prior 3 years			(e) Total
	(a) 2010	(b) 2009	(c) 2008	(d) 2007	
2 a Enter the lesser of the adjusted net income from Part I or the minimum investment return from Part X for each year listed					
b 85% of line 2a					
c Qualifying distributions from Part XII, line 4 for each year listed					
d Amounts included in line 2c not used directly for active conduct of exempt activities					
e Qualifying distributions made directly for active conduct of exempt activities Subtract line 2d from line 2c					
3 Complete 3a, b, or c for the alternative test relied upon					
a 'Assets' alternative test – enter					
(1) Value of all assets					
(2) Value of assets qualifying under section 4942(j)(3)(B)(i)					
b 'Endowment' alternative test – enter 2/3 of minimum investment return shown in Part X, line 6 for each year listed					
c 'Support' alternative test – enter					
(1) Total support other than gross investment income (interest, dividends, rents, payments on securities loans (section 512(a)(5)), or royalties)					
(2) Support from general public and 5 or more exempt organizations as provided in section 4942(j)(3)(B)(iii)					
(3) Largest amount of support from an exempt organization					
(4) Gross investment income					

Part XV Supplementary Information (Complete this part only if the organization had \$5,000 or more in assets at any time during the year – see instructions.)

1 Information Regarding Foundation Managers:
a List any managers of the foundation who have contributed more than 2% of the total contributions received by the foundation before the close of any tax year (but only if they have contributed more than \$5,000) (See section 507(d)(2))
 NONE

b List any managers of the foundation who own 10% or more of the stock of a corporation (or an equally large portion of the ownership of a partnership or other entity) of which the foundation has a 10% or greater interest
 NONE

2 Information Regarding Contribution, Grant, Gift, Loan, Scholarship, etc, Programs:
 Check here if the foundation only makes contributions to preselected charitable organizations and does not accept unsolicited requests for funds. If the foundation makes gifts, grants, etc, (see instructions) to individuals or organizations under other conditions, complete items 2a, b, c, and d

a The name, address, and telephone number of the person to whom applications should be addressed

b The form in which applications should be submitted and information and materials they should include

c Any submission deadlines:

d Any restrictions or limitations on awards, such as by geographical areas, charitable fields, kinds of institutions, or other factors:

Part XV Supplementary Information (continued)

3 Grants and Contributions Paid During the Year or Approved for Future Payment

Recipient Name and address (home or business)	If recipient is an individual, show any relationship to any foundation manager or substantial contributor	Foundation status of recipient	Purpose of grant or contribution	Amount
a Paid during the year SEE STATEMENT 5				
Total				▶ 3a 92,500.
b Approved for future payment SEE STATEMENT 6				
Total				▶ 3b 50,000.

ST. PIERRE FOUNDATION

47-0879863

STATEMENT 1
FORM 990-PF, PART I, LINE 16B
ACCOUNTING FEES

	(A) EXPENSES PER BOOKS	(B) NET INVESTMENT INCOME	(C) ADJUSTED NET INCOME	(D) CHARITABLE PURPOSES
TAX RETURN PREPARATION	\$ 1,450.			
TOTAL	\$ 1,450.	\$ 0.	\$ 0.	\$ 0.

STATEMENT 2
FORM 990-PF, PART I, LINE 18
TAXES

	(A) EXPENSES PER BOOKS	(B) NET INVESTMENT INCOME	(C) ADJUSTED NET INCOME	(D) CHARITABLE PURPOSES
FOREIGN TAX	\$ 337.			
STATE FILING FEES	30.			
TOTAL	\$ 367.	\$ 0.	\$ 0.	\$ 0.

STATEMENT 3
FORM 990-PF, PART I, LINE 23
OTHER EXPENSES

	(A) EXPENSES PER BOOKS	(B) NET INVESTMENT INCOME	(C) ADJUSTED NET INCOME	(D) CHARITABLE PURPOSES
MANAGEMENT FEES	\$ 18,406.	\$ 18,406.	\$ 18,406.	
TOTAL	\$ 18,406.	\$ 18,406.	\$ 18,406.	\$ 0.

STATEMENT 4
FORM 990-PF, PART VI, LINE 9
TAX DUE

TAX DUE			\$ 592.	
LATE PAYMENT PENALTY			9.	
LATE INTEREST			6.	
TOTAL			\$ 607.	

ST. PIERRE FOUNDATION

47-0879863

STATEMENT 5
FORM 990-PF, PART XV, LINE 3A
RECIPIENT PAID DURING THE YEAR

<u>NAME AND ADDRESS</u>	<u>DONEE RELATIONSHIP</u>	<u>FOUND- ATION STATUS</u>	<u>PURPOSE OF GRANT</u>	<u>AMOUNT</u>
GREATER HAZLETON AREA CIVIC 1 SOUTH CHURCH STREET, STE 200 HAZLETON, PA 18201	NONE	N/A	EDUCATION FUNDS FOR WAYWARD CHILDREN	\$ 6,000.
STONEHILL COLLEGE 320 WASHINGTON STREET EASTON, MA 02357	NONE	N/A	GENERAL SCHOLARSHIP FUND	5,000.
J SERRA HIGH SCHOOL 26351 JUNIPERO SERRA RD SAN JUAN CAPISTRANO, CA 92675	NONE	N/A	GENERAL BUILDING AND SCHOLARSHIP FUND	31,500.
MISSION BASILICA SAN JUAN CAPISTRANO 31522 CAMINO CAPISTRANO SAN JUAN CAPISTRANO, CA 92675	NONE	N/A	PARISH EDUCATION MINISTRY	20,000.
ST. MICHAEL'S ABBEY 19292 EL TORO ROAD SILVERADO, CA 92676	NONE	N/A	EXPANSION PROJECT FUND PLEDGE	25,000.
HAITI YOUTH RELIEF FUND 888 SAN CLEMENTE DRIVE, SUITE 100 NEWPORT BEACH, CA 92660	NONE	N/A	GENERAL FUND FOR CONTINUING RELIEF FOR THE YOUTH OF HAITI	5,000.
TOTAL				\$ <u>92,500.</u>

STATEMENT 6
FORM 990-PF, PART XV, LINE 3B
RECIPIENT APPROVED FOR FUTURE PAYMENT

<u>NAME AND ADDRESS</u>	<u>DONEE RELATIONSHIP</u>	<u>FOUND- ATION STATUS</u>	<u>PURPOSE OF GRANT</u>	<u>AMOUNT</u>
J SERRA HIGH SCHOOL 26351 JUNIPERO SERRA RD SAN JUAN CAPISTRANO, CA 92675	NONE	N/A	GENERAL BUILDING FUND	\$ 25,000.
STONEHILL COLLEGE 320 WASHINGTON STREET EASTON, MA 20357	NONE	N/A	GENERAL SCHOLARSHIP FUND	5,000.
MISSION BASILICA SAN JUAN CAPISTRANO 31522 CAMINO CAPISTRANO SAN JUAN CAPISTRANO, CA 92675	NONE	N/A	PARISH EDUCATION MINISTRY	20,000.

ST. PIERRE FOUNDATION

47-0879863

STATEMENT 6 (CONTINUED)
FORM 990-PF, PART XV, LINE 3B
RECIPIENT APPROVED FOR FUTURE PAYMENT

NAME AND ADDRESS	DONEE RELATIONSHIP	FOUND- ATION STATUS	PURPOSE OF GRANT	AMOUNT
			TOTAL	\$ 50,000.

ST. PIERRE FOUNDATION

47-0879863

**BALANCE SHEET
SAVINGS AND TEMPORARY CASH INVESTMENTS**

SEE ATTACHED COMERICA SUMMARY

TOTAL	\$	25,599.
	\$	<u>25,599.</u>

**BALANCE SHEET
U.S. AND STATE GOVERNMENT OBLIGATIONS (FORM 990-PF)[O]**

SEE ATTACHED COMERICA SUMMARY

TOTAL	\$	96,382.
	\$	<u>96,382.</u>

**BALANCE SHEET
CORPORATE STOCK (FORM 990-PF)[O]**

TOTAL	\$	229,371.
	\$	<u>229,371.</u>

**BALANCE SHEET
CORPORATE BONDS (FORM 990-PF)[O]**

SEE ATTACHED COMERICA SUMMARY

TOTAL	\$	168,621.
	\$	<u>168,621.</u>

**FMV OF ASSETS (990-PF)
SAVINGS AND TEMPORARY CASH INVESTMENTS**

SEE ATTACHED COMERICA SUMMARY

TOTAL	\$	25,599.
	\$	<u>25,599.</u>

**FMV OF ASSETS (990-PF)
US AND STATE GOVERNMENT OBLIGATIONS [O]**

SEE ATTACHED COMERICA SUMMARY

TOTAL	\$	97,051.
	\$	<u>97,051.</u>

**FMV OF ASSETS (990-PF)
CORPORATE STOCK [O]**

SEE ATTACHED COMERICA SUMMARY

TOTAL	\$	329,902.
	\$	<u>329,902.</u>

FMV OF ASSETS (990-PF)
CORPORATE BONDS [O]

SEE ATTACHED COMERICA SUMMARY

TOTAL	\$	174,326.
	\$	<u>174,326.</u>


Account Statement

Account Number: 4045006504

004

Statement Period: January 01, 2010 Through December 31, 2010

Investment Portfolio Summary



	Tax Cost	Market Value	Percent
CASH AND EQUIVALENTS	25,598.87	25,598.87	4.1%
EQUITIES	221,634.15	318,929.32	50.9%
EQUITIES - OTHER	7,737.45	10,973.22	1.7%
FIXED INCOME	265,002.35	271,376.81	43.3%
Total	519,972.82	626,878.22	100.0%

Investment Detail

Description		Market Value/ Tax Cost	Market Price/ Cost Price	Est Annual Income/ Accrued Inc	Current Yield
Income Cash And Equivalents					
Cash					
INCOME CASH		18,632.01 18,632.01			
Total Cash	Sub-Total	18,632.01 18,632.01		0.00 0.00	0.00
Total Income Cash And Equivalents		18,632.01 18,632.01		0.00 0.00	0.00
Principal Cash And Equivalents					
Cash					
PRINCIPAL CASH		18,590.47- 18,590.47-			
Total Cash	Sub-Total	18,590.47- 18,590.47-		0.00 0.00	0.00
Short Term Investments					
UBS RMA MONEY FUND MONEY MARKET PORT .01%		25,557.33 25,557.33	1.00 1.00	2.56	0.01
Total Short Term Investments	Sub-Total	25,557.33 25,557.33		2.56 0.00	0.01
Total Principal Cash And Equivalents		6,966.86 6,966.86		2.56 0.00	0.04

Account Statement

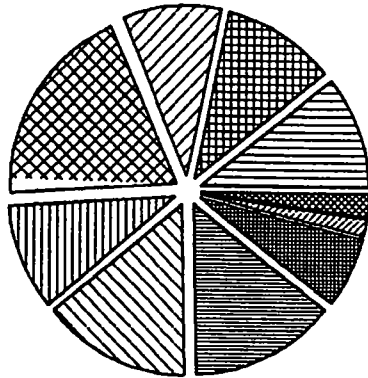
Account Number: 4045006504

004

Statement Period: January 01, 2010 Through December 31, 2010

Investment Detail (Continued)

Equity Diversification Summary



Industry Sector	Market Value	Percent
CONSUMER DISCRETIONARY	34,495.57	10.8%
CONSUMER STAPLES	34,912.57	10.9%
ENERGY	31,406.33	9.9%
FINANCIALS	61,928.96	19.4%
HEALTHCARE	31,610.16	9.9%
INDUSTRIALS	45,998.89	14.4%
INFORMATION TECHNOLOGY	45,226.03	14.2%
MATERIALS	21,047.53	6.6%
TELECOMMUNICATION SERVICES	5,267.21	1.7%
All Others-Combined	7,036.07	2.2%
Total	318,929.32	100.0%

Description	Ticker	Shares	Market Value/ Tax Cost	Market Price/ Cost Price	Est Annual Income/ Accrued Inc	Current Yield
Equities						
Consumer Discretionary						
BAYERISCHE MOTOREN WERKE A G ADR	BAMXY	72.000	1,888.42 1,570.81	26.23 21.82	5.76	0.31
BEST BUY	BBY	22.000	754.38 795.47	34.29 36.16	13.20 3.30	1.75
BORG WARNER	BWA	48.000	3,473.28 1,883.67	72.36 39.24	23.04	0.66
CARLISLE COMPANIES INC	CSL	28.000	1,033.24 864.23	39.74 33.24	17.68	1.71
CARMAX INC	KMX	22.000	701.38 268.18	31.88 12.19		
CENTRAL EUROPEAN DISTR CORP	CEDC	35.000	801.50 749.56	22.90 21.42		
COLUMBIA SPORTSWEAR CO	COLM	9.000	542.70 361.89	60.30 40.21	7.20	1.33
CONSTELLATION BRANDS INC CL A	STZ	46.000	1,018.90 809.51	22.15 17.60		
COPART INC	CPRT	13.000	485.55 333.61	37.35 25.66		
DESARROLLADORA HOMEX-ADR	HXM	54.000	1,825.74 1,452.87	33.81 26.91		
DIRECTV CL A	DTV	46.000	1,836.78 1,121.64	39.93 24.38		

Account Statement

Account Number: 4045006504

004

Statement Period: January 01, 2010 Through December 31, 2010

Investment Detail (Continued)

Description	Ticker	Shares	Market Value/ Tax Cost	Market Price/ Cost Price	Est Annual Income/ Accrued Inc	Current Yield
Consumer Discretionary						
DOLBY LABORATORIES INC CL A	DLB	20.000	1,334.00 661.81	66.70 33.09		
HONDA MOTOR NEW ADR	HMC	38.000	1,501.00 1,266.07	39.50 33.32	18.39	1.23
INTERCONTINENTAL HOTELS GRP ADR	IHG	48.000	947.04 873.21	19.73 18.19	19.92	2.10
LKQ CORP	LKQX	54.000	1,226.88 815.24	22.72 15.10		
LVMH MOET HENNESSY LOUIS VUITTON ADR	2165747	20.000	660.58 651.58	33.03 32.58	7.44	1.13
NIKE INC CL B	NKE	24.000	2,050.08 1,306.33	85.42 54.43	29.76	1.45
NISSAN MTR LTD SPON ADR	NSANY	92.000	1,753.70 1,640.96	19.06 17.84	8.10	0.46
O REILLY AUTOMOTIVE INC		28.000	1,691.76 1,065.12	60.42 38.04		
POLO RALPH LAUREN CORP CL A	RL	10.000	1,109.20 965.22	110.92 96.52	4.00 1.00	0.36
SCHEIN HENRY INC	HSIC	53.000	3,253.67 2,149.06	61.39 40.55		
TARGET CORP	TGT	24.000	1,443.12 1,015.88	60.13 42.33	24.00	1.66
VOLVO AKTIEBOLAGET B ADR	VOLVY	105.000	1,850.73 1,361.81	17.63 12.97	21.11	1.14
WILEY JOHN & SONS INC CL A	JW/A	29.000	1,311.96 956.84	45.24 32.99	18.56 4.64	1.41
Total Consumer Discretionary		Sub- Total	34,495.57 24,940.67		218.16 8.94	0.63
Consumer Staples						
ANHEUSER BUSCH INBEV SA/NV ADR	BUD	15.000	856.35 942.93	57.09 62.86	5.79	0.68
AVON PRODS INC	AVP	37.000	1,075.22 1,306.18	29.06 35.30	32.56	3.03
BRITISH AMERN TOB PLC SPONSORED ADR	BTI	46.000	3,574.20 2,060.16	77.70 44.79	145.82	4.08
CHURCH & DWIGHT INC	CHD	9.000	621.18 466.58	69.02 51.84	6.12	0.99
COMPANHIA DE BEBIDAS-PR ADR	ABV	110.000	3,413.30 1,203.99	31.03 10.95	79.64	2.33

Account Statement

Page 6

Account Number: 4045006504

004

Statement Period: January 01, 2010 Through December 31, 2010

Investment Detail (Continued)

Description	Ticker	Shares	Market Value/ Tax Cost	Market Price/ Cost Price	Est Annual Income/ Accrued Inc	Current Yield
Consumer Staples						
DISNEY WALT CO	DIS	16.000	600.16 522.07	37.51 32.63	6.40 6.40	1.07
ECOLAB INC	ECL	34.000	1,714.28 1,108.42	50.42 32.60	23.80 5.95	1.39
FOMENTO ECONOMIC MEX SPON ADR 1 UNIT (UNIT CONSISTS OF 1 SER B SHS & 2 SER D-B & D-L SHS)	FMX	28.000	1,453.92 637.78	55.92 24.53	16.17	1.11
KELLOGG CO	K	16.000	817.28 825.57	51.08 51.60	25.92	3.17
KRAFT FOODS INC CL A	KFT	22.000	693.22 646.61	31.51 29.39	25.52 6.38	3.68
MCDONALDS CORP	MCD	54.000	4,145.04 2,419.83	76.76 44.81	131.76	3.18
NESTLE SA SPONSORED ADR REPSTG REG SH	NSRGY	97.000	5,697.59 3,221.72	58.74 33.21	87.01	1.53
PEPSICO INC	PEP	43.000	2,809.19 2,163.07	65.33 50.30	82.56 20.64	2.94
REYNOLDS AMERICAN INC	RAI	19.000	619.78 614.66	32.62 32.35	37.24 9.31	6.01
TJX COMPANIES INC NEW	TJX	24.000	1,065.36 692.80	44.39 28.87	14.40	1.35
ULTA SALON COSMETICS & FRAGRANCE	ULTA	21.000	714.00 607.93	34.00 28.95		
UNILEVER PLC-SPONSORED ADR	UL	62.000	1,914.56 1,140.42	30.88 18.39	69.13	3.61
WAL-MART STORES INC	WMT	58.000	3,127.94 2,886.53	53.93 49.77	70.18 17.55	2.24
Total Consumer Staples		Sub- Total	34,912.57 23,467.25		860.02 66.23	2.46
Energy						
ANADARKO PETE CORP	APC	16.000	1,218.56 622.05	76.16 38.88	5.76	0.47
APACHE CORP	APA	19.000	2,265.37 1,398.26	119.23 73.59	11.40	0.50
GNOOC LTD ADR	GEO	10.000	2,383.70 1,687.78	238.37 168.78	47.44	1.99
CAMERON INTL CORP	CAM	38.000	1,927.74 1,027.08	50.73 27.03		
CENTRICA PLC SPONSORED ADR	CPYYY	41.000	851.45 888.35	20.77 21.62	31.12	3.65

Account Statement

Page 7

Account Number: 4045006504

004

Statement Period: January 01, 2010 Through December 31, 2010

Investment Detail (Continued)

Description	Ticker	Shares	Market Value/ Tax Cost	Market Price/ Cost Price	Est Annual Income/ Accrued Inc	Current Yield
Energy						
CONOCOPHILLIPS	COP	37.000	2,519.70 2,060.38	68.10 55.69	81.40	3.23
DRIL-QUIP INC	DRQ	8.000	621.76 458.75	77.72 57.34		
EXXON MOBIL CORPORATION	XOM	28.000	2,047.36 1,862.56	73.12 66.52	49.28	2.41
HALLIBURTON CO	HAL	54.000	2,204.82 1,416.41	40.83 26.23	19.44	0.88
HESS CORP COM	HES	27.000	2,066.58 1,438.40	76.54 53.27	10.80 2.70	0.52
OCCIDENTAL PETROLEUM CORP	OXY	26.000	2,550.60 1,464.35	98.10 56.32	39.52 9.88	1.55
OCEANEERING INTL INC	OII	10.000	736.30 362.50	73.63 36.25		
LUKOIL OIL CO SPONS ADR	939135	23.000	1,297.20 1,080.54	56.40 46.98	31.92	2.46
PETROLEO BRASILEIRO SA PETROBRAS ADR 1 ADR REPRES 100 PREFERENCE SHARES		59.000	2,016.03 1,467.15	34.17 24.87	8.85 12.00	0.44
PETROLEO BRASILEIRO S A ADR	PBR	25.000	948.00 961.34	37.84 38.45	3.75 5.09	0.40
PIONEER NATURAL RESOURCES CO	PXD	20.000	1,736.40 1,170.46	86.82 58.52	1.60	0.09
ROYAL DUTCH SHELL PLC-ADR A	RDS/A	14.000	934.92 900.95	66.78 64.35	39.98	4.28
SEMPRA ENERGY	SRE	20.000	1,049.60 1,009.22	52.48 50.46	31.20 7.80	2.97
TOTAL SA-SPON ADR	TOT	38.000	2,032.24 1,845.99	53.48 48.58	94.35	4.64
Total Energy		Sub- Total	31,406.33 23,120.52		507.81 37.47	1.62
Financials						
AFLAC INC	AFL	26.000	1,467.18 1,483.98	56.43 57.08	31.20	2.13
AFFILIATED MANAGERS GROUP INC	AMG	23.000	2,282.06 911.43	99.22 39.63		
AMERICAN EXPRESS CO	AXP	22.000	944.24 734.38	42.92 33.38	15.84	1.68
AMERIPRISE FINL INC	AMP	19.000	1,093.45 875.40	57.55 46.07	13.68	1.25

Account Statement

Account Number: 4045006504

004

Statement Period: January 01, 2010 Through December 31, 2010

Investment Detail (Continued)

Description	Ticker	Shares	Market Value/ Tax Cost	Market Price/ Cost Price	Est Annual Income/ Accrued Inc	Current Yield
Financials						
AVALONBAY COMMUNITIES INC	AVB	12.000	1,350.60 534.21	112.55 44.52	42.84 10.71	3.17
BNP PARIBAS ADR	BNPQY	44.000	1,405.14 1,439.34	31.94 32.71	30.36	2.16
BANCO BRADESCO SPONS ADR	BBD	46.000	933.34 844.25	20.29 18.35	4.65	0.50
BANK OF AMERICA CORP	BAC	145.000	1,934.30 1,577.05	13.34 10.88	5.80	0.30
BARCLAYS PLC ADR	BCS	63.000	1,040.76 1,133.42	16.52 17.99	17.20	1.65
BOC HONG KONG HLDGS LTD ADR	2638562	19.000	1,292.95 399.23	68.05 21.01	46.65	3.61
BOSTON PPTYS INC	BXP	8.000	688.80 265.55	86.10 33.19	16.00 4.00	2.32
CITIGROUP INC	C	143.000	676.39 683.54	4.73 4.78	5.72	0.85
CITY NATL CORP	CYN	13.000	797.68 432.41	61.36 33.26	5.20	0.65
CULLEN FROST	CFR	8.000	488.96 463.49	61.12 57.94	14.40	2.95
DBS GROUP HLDGS LTD SPONSORED ADR	DBSDY	49.000	2,190.94 1,135.57	44.71 23.17	79.63	3.63
EQUIFAX INC	EFX	25.000	890.00 843.32	35.60 33.73	16.00	1.80
FAIR ISSAC CORP	FICO	36.000	841.32 487.39	23.37 13.54	2.88	0.34
FIFTH THIRD BANCORP COM	FITB	67.000	983.56 704.09	14.68 10.51	2.68 0.67	0.27
FOREST CITY ENTERPRISES INC CL A	FCE/A	110.000	1,835.90 519.52	16.69 4.72	35.20	1.82
GOLDMAN SACHS GROUP INC	GS	11.000	1,849.76 1,182.21	168.16 107.47	15.40	0.83
GREENHILL & CO INC	GHL	10.000	816.80 722.01	81.68 72.20	18.00	2.20
HCC INS HLDGS INC	HCC	41.000	1,186.54 1,047.71	28.94 25.55	23.78 5.95	2.00
HSBC HOLDINGS PLC-SPON ADR	HBC	17.000	867.68 898.28	51.04 52.84	28.90 6.80	3.33
JPMORGAN CHASE & CO	JPM	56.000	2,375.52 1,503.80	42.42 26.85	11.20	0.47

Account Statement

Page 9

Account Number: **4045006504**

004

Statement Period: January 01, 2010 Through December 31, 2010

Investment Detail (Continued)

Description	Ticker	Shares	Market Value/ Tax Cost	Market Price/ Cost Price	Est Annual Income/ Accrued Inc	Current Yield
Financials						
KEPPEL LTD ADR	KPELY	221.000	3,905.73 1,449.15	17.67 6.56	125.53	3.21
KEYCORP	KEY	99.000	878.15 718.52	8.85 7.26	3.96	0.45
LINCOLN NATL CORP IND	LNC	31.000	862.11 721.85	27.81 23.29	6.20	0.72
MARKEL CORP (HOLDING CO)	MKL	6.000	2,268.78 1,688.18	378.13 281.36		
MASTERCARD INC	MA	4.000	896.44 662.38	224.11 165.60	2.40	0.27
METLIFE INC	MET	42.000	1,868.48 1,252.69	44.44 29.83	31.08	1.67
MORNINGSTAR INC	MORN	33.000	1,751.64 1,109.11	53.08 33.61	6.60 1.65	0.38
NORTHERN TRUST CORP	NTRS	11.000	609.51 829.40	55.41 75.40	12.32 3.08	2.02
ORIX CORP SPONSORED ADR	IX	25.000	1,216.20 833.98	48.65 33.36	9.30	0.78
PNC FINANCIAL SERVICES GROUP	PNC	34.000	2,064.48 1,340.57	60.72 39.43	13.60	0.68
T ROWE PRICE GROUP INC	TROW	34.000	2,194.38 897.37	64.54 26.39	36.72	1.67
PRUDENTIAL FINANCIAL INC	PRU	35.000	2,054.85 1,342.33	58.71 38.35	40.25	1.88
SEI INVESTMENT COMPANY	SEIC	40.000	951.60 475.84	23.79 11.90	8.00	0.84
SWISS REINS CO SPONSORED ADR	SWCEY	17.000	917.39 848.90	53.96 49.94	13.50	1.47
TOKIO MARINE HOLDINGS ADR	TKOMY	47.000	1,406.43 1,183.70	29.92 25.19	23.64	1.68
TRAVELERS COS INC	TRV	9.000	501.39 356.50	55.71 39.61	12.96	2.58
US BANCORP	USB	55.000	1,483.35 1,110.61	26.97 20.19	11.00 2.75	0.74
UMPQUA HLDGS CORP	UMPQ	67.000	816.06 794.53	12.18 11.86	13.40 3.35	1.84
VISA INC CL A	V	11.000	774.18 664.04	70.38 60.37	6.60	0.85
VORNADO RLTY TR	VNO	10.000	833.30 616.12	83.33 61.61	26.00	3.12

Account Statement

Account Number: 4045006504

004

Statement Period: January 01, 2010 Through December 31, 2010

Investment Detail (Continued)

Description	Ticker	Shares	Market Value/ Tax Cost	Market Price/ Cost Price	Est Annual Income/ Accrued Inc	Current Yield
Financials						
WELLS FARGO & CO NEW	WFC	86.000	2,665.14 1,440.52	30.99 16.75	17.20	0.65
ZURICH FINANCIAL SVCS ADR	ZFSVY	30.000	779.52 451.50	25.98 15.05	36.87	4.73
Total Financials		Sub- Total	61,928.96 41,609.37		940.34 38.96	1.52
Healthcare						
ABBOTT LABS	ABT	38.000	1,724.76 1,631.35	47.91 45.32	63.36	3.67
ALLERGAN INC	AGN	20.000	1,373.40 1,271.38	68.67 63.57	4.00	0.29
AMGEN INC	AMGN	22.000	1,207.80 1,117.82	54.90 50.81		
ASTRAZENECA PLC SPON ADR	AZN	35.000	1,616.65 1,203.82	46.19 34.39	84.35	5.22
CVS/CAREMARK CORP	CVS	32.000	1,112.64 1,005.55	34.77 31.42	11.20	1.01
CELGENE CORP	CELG	20.000	1,182.80 1,263.10	59.14 63.16		
CERNER CORP	CERN	15.000	1,421.10 631.37	94.74 42.09		
CORNING INCORPORATED	GLW	68.000	1,313.76 1,177.65	19.32 17.32	13.60	1.04
EXPRESS SCRIPTS INC CL A	ESRX	30.000	1,621.50 706.47	54.05 23.55		
GLAXOSMITHKLINE PLC ADR	GSK	32.000	1,255.04 1,050.98	39.22 32.84	63.97 19.28	5.10
JOHNSON & JOHNSON	JNJ	38.000	2,226.60 2,071.74	61.85 57.55	77.76	3.49
MERCK & CO INC NEW	MRK	58.000	2,018.24 1,680.68	38.04 30.01	85.12 21.28	4.22
NOVARTIS A G ADR	NVS	48.000	2,829.60 2,028.93	58.95 42.27	79.34	2.80
PFIZER INC	PFE	119.000	2,083.69 2,272.40	17.51 19.10	95.20	4.57
ROCHE HLDG LTD SPON ADR	RHHBY	26.000	955.37 867.47	38.75 33.38	30.16	3.16
SANOFI-AVENTIS	SNY	27.000	870.21 752.49	32.23 27.87	29.75	3.42

Account Statement

Account Number: 4045006504

004

Statement Period: January 01, 2010 Through December 31, 2010

Investment Detail (Continued)

Description	Ticker	Shares	Market Value/ Tax Cost	Market Price/ Cost Price	Est Annual Income/ Accrued Inc	Current Yield
Healthcare						
THERMO FISHER SCIENTIFIC INC	TMO	39.000	2,159.04 1,640.66	55.36 42.07		
UNITEDHEALTH GROUP INC	UNH	20.000	722.20 552.59	36.11 27.63	10.00	1.38
UNIVERSAL HEALTH SVCS INC CL B	UHS	12.000	521.04 364.59	43.42 30.38	2.40	0.46
VARIAN MEDICAL SYSTEMS INC	VAR	49.000	3,394.72 2,200.67	69.28 44.91		
Total Healthcare		Sub- Total	31,610.16 25,491.69		650.21 40.56	2.06
Industrials						
ABB LTD SPON ADR SPONSORED ADR	ABB	153.000	3,434.85 2,643.74	22.45 17.28	72.52	2.11
AGCO CORP	AGCO	30.000	1,519.80 1,481.61	50.66 49.39		
AARON RENTS INC CL A	AANA	41.000	835.99 725.49	20.39 17.69	2.13	0.25
ACUIITY BRANDS INC	AYI	17.000	980.39 694.25	57.67 40.84	8.84	0.90
AMETEK INC	AME	30.000	1,177.50 619.76	39.25 20.66	7.20	0.61
ATLAS COPCO AB SPON ADR REPSTG CL B	ATLCY	66.000	1,493.18 443.40	22.62 6.72	18.02	1.21
BOEING CO	BA	7.000	456.82 404.94	65.26 57.85	11.76	2.57
CATERPILLAR INC	CAT	17.000	1,592.22 1,354.92	93.66 79.70	29.92	1.88
DANAHER CORP	DHR	36.000	1,698.12 1,068.51	47.17 29.68	2.88 0.72	0.17
DENTSPLY INTERNATIONAL INC	XRAY	40.000	1,366.80 1,090.56	34.17 27.26	8.00 2.00	0.59
DOVER CORP	DOV	36.000	2,104.20 1,489.09	58.45 41.36	39.60	1.88
FEDEX CORP	FDX	15.000	1,395.15 1,228.88	93.01 81.93	7.20	0.52
FLOWSERVE CORP	FLS	12.000	1,430.64 974.27	119.22 81.19	13.92 3.48	0.97
FUJIFILM HLDGS CORP ADR	FUJI	72.000	2,608.40 2,037.15	36.20 28.29	16.85	0.65

Account Statement

Account Number: 4045006504

004

Statement Period: January 01, 2010 Through December 31, 2010

Investment Detail (Continued)



Description	Ticker	Shares	Market Value/ Tax Cost	Market Price/ Cost Price	Est Annual Income/ Accrued Inc	Current Yield
Industrials						
GENERAL DYNAMICS CORP	GD	15.000	1,064.40 686.24	70.96 45.75	25.20	2.37
GENERAL ELECTRIC	GE	89.000	1,627.81 1,287.80	18.29 14.47	49.84 12.46	3.06
GRACO INC	GGG	20.000	789.00 339.82	39.45 17.00	16.80	2.13
HUNT JB TRANS SVCS INC	JBHT	19.000	775.39 746.41	40.81 39.28	9.12	1.18
IDEX CORP	IEX	30.000	1,173.60 650.35	39.12 21.68	18.00	1.53
JACOBS ENGR GROUP INC	JEC	56.000	2,567.60 1,569.78	45.85 28.03		
KIRBY CORP	KEX	28.000	1,145.30 683.48	44.05 26.29		
mitsui & co ltd adr	MITSY	6.000	1,973.76 1,306.67	328.96 217.78	40.13	2.03
PACCAR INC	PCAR	10.000	573.40 391.21	57.34 39.12	4.80	0.84
PARKER HANNIFIN CORP	PH	8.000	690.40 502.02	86.30 62.75	9.28	1.34
SIEMENS AG ADR	SI	11.000	1,366.75 1,112.29	124.25 101.12	29.88	2.19
SOCIETE GENERALE FRANCE ADR	SCGLY	145.000	1,564.70 1,893.92	10.79 13.06	7.40	0.47
STAPLES INC	SPLS	26.000	592.02 468.00	22.77 18.00	9.38 2.34	1.58
STERICYCLE INC	SRCL	9.000	728.28 492.15	80.92 54.68		
3M CO	MMM	16.000	1,380.80 1,346.11	86.30 84.13	33.60	2.43
UNION PACIFIC CORP	UNP	42.000	3,891.72 2,378.63	92.66 56.63	63.84 15.96	1.64
UNITED TECHNOLOGIES CORP	UTX	17.000	1,338.24 720.96	78.72 42.41	28.90	2.16
WASTE MANAGEMENT INC	WM	18.000	663.66 456.84	36.87 25.38	22.68	3.42
Total Industrials		Sub- Total	45,998.89 33,289.35		607.67 36.96	1.32

Information Technology

Account Statement

Account Number: 4045006504

004

Statement Period: January 01, 2010 Through December 31, 2010

Investment Detail (Continued)

Description	Ticker	Shares	Market Value/ Tax Cost	Market Price/ Cost Price	Est Annual Income/ Accrued Inc	Current Yield
Information Technology						
AECOM TECHNOLOGY CORP DELAWARE	ACM	46.000	1,286.62 1,093.53	27.97 23.77		
ANSYS INC	ANSS	23.000	1,197.61 567.68	52.07 24.68		
APPLE INC	AAPL	13.000	4,193.28 676.27	322.56 52.02		
BLACKBAUD INC	BLKB	45.000	1,165.50 582.11	25.90 12.94	19.80	1.70
BROADCOM CORP CL A	BRCM	26.000	1,132.30 894.69	43.55 34.41	8.32	0.73
CANON INC ADR REPRESENTING 5 SHARES	CAJ	40.000	2,053.60 1,506.90	51.34 37.67	47.72	2.32
CISCO SYS INC	CSCO	106.000	2,144.38 1,934.21	20.23 18.25		
COGNIZANT TECHNOLOGY SOLUTIONS	CTSH	31.000	2,271.99 676.99	73.29 21.84		
EMC CORP	EMC	80.000	1,832.00 1,705.86	22.90 21.32		
FLIR SYS INC	FLIR	28.000	833.00 623.85	29.75 22.28		
FACTSET RESEARCH SYSTEMS INC	FDS	9.000	843.84 425.05	93.76 47.23	8.28	0.98
GOOGLE INC CL A	GOOG	4.000	2,375.88 1,668.82	593.97 417.21		
HENRY JACK & ASSOC INC	JKHY	26.000	757.90 424.27	29.15 16.32	9.88	1.30
HEWLETT PACKARD CO	HPQ	57.000	2,399.70 1,457.51	42.10 25.57	18.24	0.76
IHS INC COM CL A	IHS	9.000	723.51 443.01	80.39 49.22		
INFINEON TECHNOLOGIES AG SPONSORED ADR	IFX	94.000	883.69 884.90	9.40 9.41		
INTEL CORP	INTC	94.000	1,976.82 1,557.26	21.03 16.57	59.22	3.00
IBM CORP	IBM	25.000	3,669.00 2,273.90	146.76 90.96	65.00	1.77
MICROSOFT CORP	MSFT	93.000	2,595.63 1,916.13	27.91 20.60	59.52	2.29
ORACLE CORPORATION	ORCL	70.000	2,191.00 1,693.70	31.30 24.20	14.00	0.64

Account Statement

Page 14

Account Number: 4045006504

004

Statement Period: January 01, 2010 Through December 31, 2010

Investment Detail (Continued)

Description	Ticker	Shares	Market Value/ Tax Cost	Market Price/ Cost Price	Est Annual Income/ Accrued Inc	Current Yield
Information Technology						
PRICELINE.COM	PCLN	4.000	1,598.20 265.69	399.55 66.42		
RED HAT INC	RHT	30.000	1,369.50 531.90	45.65 17.73		
ROFIN SINAR TECHNOLOGIES INC	RSTI	17.000	602.48 408.09	35.44 24.01		
ROYAL KPN NV ADR	KPN	70.000	1,025.50 914.20	14.65 13.08	57.61	5.82
TEXAS INSTRS INC	TXN	63.000	2,047.50 1,152.69	32.50 18.30	32.76	1.60
TURKCELL ILETISIM HIZMET ADR	TKC	120.000	2,055.60 1,453.47	17.13 12.11	70.92	3.45
Total Information Technology		Sub- Total	45,226.03 27,732.68		471.27 0.00	1.04
Materials						
AGRIUM INC ADR	AGU	27.000	2,477.25 967.85	91.75 35.85	2.97 1.49	0.12
AIR PRODUCTS & CHEMICAL INC	APD	8.000	727.60 445.07	90.95 55.63	15.68 3.92	2.16
ANGLO AMERICAN PLC ADR	AAUKY	44.000	1,148.88 358.47	26.11 8.15	4.62	0.40
APTARGROUP INC	ATR	21.000	998.97 648.47	47.57 30.88	15.12	1.51
BASF AG SPON ADR	BASFY	26.000	2,093.16 1,698.50	80.51 65.33	42.04	2.01
BHP BILLITON PLC ADR	BBL	11.000	885.50 869.28	80.50 79.03	19.14	2.16
BHP BILLITON LTD SPON ADR	BHP	14.000	1,300.88 612.97	92.92 43.78	24.36	1.87
BIO RAD LABORATORIES INC CL A	BIO	12.000	1,248.20 792.14	103.85 66.01		
FREEMONT-MCMORAN COPPER & GOLD B	FCX	14.000	1,681.26 664.44	120.09 47.46	28.00	1.67
KIMBERLY CLARK CORP	KMB	11.000	693.44 670.97	63.04 61.00	29.04 7.26	4.19
PEABODY ENERGY CORP	BTU	33.000	2,111.34 1,542.99	63.98 46.76	11.22	0.53
PRAXAIR INC	PX	20.000	1,909.40 1,045.09	95.47 52.25	36.00	1.89

Account Statement

Page 15

Account Number: 4045006504

004

Statement Period: January 01, 2010 Through December 31, 2010

Investment Detail (Continued)

Description	Ticker	Shares	Market Value/ Tax Cost	Market Price/ Cost Price	Est Annual Income/ Accrued Inc	Current Yield
Materials						
US STEEL CORP	X	14.000	817.88 549.36	58.42 39.24	2.80	0.34
VALE S A ADR REPSTG PFD	VALE/P	89.000	2,689.58 1,503.59	30.22 16.89	17.00	0.63
VALMONT INDS INC	VMI	3.000	266.19 257.61	88.73 85.87	1.98 0.50	0.74
Total Materials		Sub-Total	21,047.53 12,626.80		249.97 13.17	1.19
Miscellaneous						
METTLER-TOLEDO INTL INC	MTD	7.000	1,058.47 353.50	151.21 50.50		
Total Miscellaneous		Sub-Total	1,058.47 353.50		0.00 0.00	0.00
Telecommunication Services						
AT&T INC	T	35.000	1,028.30 839.83	29.38 24.00	60.20	5.85
BT GROUP PLC SPON ADR	BT	61.000	1,740.94 1,669.44	28.54 27.37	63.32	3.64
ERICSSON LM TEL-SP ADR	ERIC	41.000	472.73 382.94	11.53 9.34	7.95	1.68
VERIZON COMMUNICATIONS	VZ	30.000	1,073.40 840.76	35.78 28.03	58.50	5.45
VODAFONE GROUP PLC ADR	VOD	36.000	951.84 891.48	26.44 24.76	46.94	4.83
Total Telecommunication Services		Sub-Total	5,267.21 4,624.45		236.91 0.00	4.50
Unclassified						
SALLY BEAUTY HLDGS INC	SBH	53.000	770.09 288.78	14.53 5.41	27.56	3.58
Total Unclassified		Sub-Total	770.09 288.78		27.56 0.00	3.58
Utilities						
AMERICAN ELEC PWR INC	AEP	41.000	1,475.18 1,078.60	35.98 26.31	75.44	5.11
NATIONAL GRID PLC SP ADR	NGG	13.000	576.94 565.03	44.38 43.46	36.37 13.31	6.30
P G & E CORPORATION	PCG	33.000	1,578.72 1,376.84	47.84 41.72	60.06 15.02	3.80
PUBLIC SVC ENTERPRISE GROUP INC	PEG	13.000	413.53 447.82	31.81 34.45	17.81	4.31

Account Statement

Account Number: 4045006504


004

Statement Period: January 01, 2010 Through December 31, 2010

Investment Detail (Continued)

Description	Ticker	Shares	Market Value/ Tax Cost	Market Price/ Cost Price	Est Annual Income/ Accrued Inc	Current Yield
Utilities						
TELEFONICA SA SPONSORED ADR	TEF	17.000	1,163.14 622.80	68.42 36.64	70.99	6.10
Total Utilities		Sub- Total	5,207.51 4,091.09		260.67 28.33	5.01
Total Equities			318,929.32 221,634.15		5,030.59 270.62	1.58
Equities - Other						
Foreign Stock						
CARNIVAL CORP	CCL	58.000	2,582.16 1,652.47	46.11 29.51	22.40	0.87
FOCUS MEDIA HLDG LTD ADR	FMCN	50.000	1,096.50 788.08	21.93 15.76		
ROGERS COMMUNIC INC CLASS B	2169051	14.000	484.82 431.94	34.63 30.85	17.58 9.10	3.63
SCHLUMBERGER LTD	SLB	17.000	1,419.50 728.73	83.50 42.87	14.28 3.57	1.01
THOMPSON CREEK METALS CO INC	TC	144.000	2,119.68 1,688.55	14.72 11.73		
ACCENTURE PLC CL A	ACN	34.000	1,648.66 1,094.77	48.49 32.20	30.60	1.86
COVIDIEN PLC	COV	21.000	958.86 810.58	45.66 38.60	16.80	1.75
TYCO INTERNATIONAL LTD	TYC	16.000	663.04 542.33	41.44 33.90	13.44	2.03
Total Foreign Stock		Sub- Total	10,973.22 7,737.45		115.10 12.67	1.05
Total Equities - Other			10,973.22 7,737.45		115.10 12.67	1.05

Bond Quality Summary



Account Statement


Account Number: **4045006504**

004

Statement Period: January 01, 2010 Through December 31, 2010

Investment Detail (Continued)

Bond Maturity Summary



Years To Maturity	Par Value	Percent
LESS THAN 5 YEARS	186,000.00	73.8%
5-10 YEARS	66,000.00	26.2%
Total	252,000.00	100.0%

Average Time To Maturity: 4.2 Years

Current Yield: 4.41%

Description	Rating	Par Value	Market Value/ Tax Cost	Market Price/ Cost Price	Est Annual Income/ Accrued Inc	Yield Current/ Maturity
Fixed Income						
US Government Obligations						
UNITED STATES TREAS NTS 4.25% 08/15/2014	AAA	3,000.000	3,309.39 3,385.08	110.31 112.84	127.50 47.81	3.85 1.33
UNITED STATES TREAS NTS 2.25% 05/31/2014	AAA	3,000.000	3,103.35 3,018.27	103.45 100.61	67.50 5.75	2.18 1.23
UNITED STATES TREAS NTS 3.625% 02/15/2020	AAA	11,000.000	11,415.91 11,376.31	103.78 103.42	398.75 149.53	3.49 3.18
UNITED STATES TREAS NTS 2.75% 05/31/2017	AAA	10,000.000	10,127.30 10,064.43	101.27 100.64	275.00 23.55	2.72 2.56
UNITED STATES TREAS NTS 1.25% 09/30/2015	AAA	12,000.000	11,642.76 12,008.44	97.02 100.07	150.00 37.92	1.29 1.82
Total US Government Obligations		Sub- Total	39,598.71 39,852.53		1,018.75 264.56	2.57
US Federal Agencies						
FEDERAL NATL MTG ASSN 4.375% 09/15/2012	AAA	19,000.000	20,206.88 20,581.11	106.35 108.32	831.25 244.76	4.11 0.61
FEDERAL NATL MTG ASSN 4.625% 10/15/2014	AAA	17,000.000	18,907.91 18,719.36	111.22 110.11	786.25 165.99	4.16 1.56
FEDERAL NATL MTG ASSN 1.8% 03/15/2013-2011	AAA	6,000.000	6,014.88 6,000.00	100.25 100.00	108.00 31.80	1.80 1.68
Total US Federal Agencies		Sub- Total	45,129.67 45,300.47		1,725.50 442.55	3.82

Account Statement

Account Number: 4045006504

-004

Statement Period: January 01, 2010 Through December 31, 2010

Investment Detail (Continued)

Description	Rating	Par Value	Market Value/ Tax Cost	Market Price/ Cost Price	Est Annual Income/ Accrued Inc	Yield Current/ Maturity
Inflation Index Bonds						
UNITED STATES TREAS NTS 1.625% 01/15/2018	NR	11,000.000	12,322.20 11,228.72	112.02 102.08	178.75 82.09	1.45
Total Inflation Index Bonds		Sub- Total	12,322.20 11,228.72		178.75 82.09	1.45
Corporate Bonds						
AT&T INC 2.5% 08/15/2015	A-	12,000.000	11,957.88 12,189.36	99.65 101.58	300.00 125.83	2.51 2.62
AMERICAN EXPRESS CO 5.25% 09/12/2011	BBB+	11,000.000	11,342.32 11,614.90	103.11 105.59	577.50 174.85	5.09 0.72
BB&T CORP SR MEDIUM TERM NTS BOO 3.375% 09/25/2013	A	11,000.000	11,519.75 11,064.52	104.73 100.59	371.25 99.00	3.22 1.62
BEAR STEARNS 5.35% 02/01/2012	A+	11,000.000	11,510.62 10,956.99	104.64 99.61	588.50 245.21	5.11 1.02
BERKLEY 7.375% 09/15/2019	BBB+	11,000.000	12,208.02 11,520.74	110.98 104.73	811.25 238.67	6.65 5.79
CARDINAL HEALTH INC 5.65% 08/15/2012	BBB+	11,000.000	11,630.52 11,788.15	105.73 107.17	621.50 27.62	5.34 1.68
CITIGROUP INC 6.375% 08/12/2014	A	11,000.000	12,157.31 11,137.50	110.52 101.25	701.25 270.78	5.77 3.11
EXELON GENERATION CO LLC 5.35% 01/15/2014	BBB	11,000.000	11,908.27 11,610.84	108.26 105.55	588.50 271.38	4.94 2.42
GENERAL ELEC CAP CORP 5.5% 01/08/2020	AA+	7,000.000	7,486.43 6,987.75	106.95 99.83	385.00 185.01	5.14 4.59
GENERAL ELEC CAP CORP 6% 06/15/2012	AA+	7,000.000	7,483.07 7,617.47	106.90 108.82	420.00 18.67	5.61 1.21
KRAFT FOODS INC 6.75% 02/19/2014	BBB-	10,000.000	11,399.40 11,619.58	113.99 116.20	675.00 247.50	5.92 2.12
PNC 6.7% 06/10/2019	A	8,000.000	9,210.72 9,011.36	115.13 112.64	536.00 31.27	5.82 4.50
PFIZER INC 5.35% 03/15/2015	AA	10,000.000	11,241.60 10,654.73	112.42 106.55	535.00 157.53	4.76 2.28
SMITH INTERNATL INC SR NT 9.75% 03/15/2019	A+	8,000.000	11,049.68 8,609.92	139.12 107.62	780.00 229.67	7.06 4.24
SOUTHERN CALIF EDISON CO FIRST & REF MTG BDS SER 2008C 5.75% 03/15/2014	A	10,000.000	11,160.80 10,801.00	111.61 108.01	575.00 169.31	5.15 1.97
VERIZON COMMUNICATIONS 5.35% 02/15/2011	A-	11,000.000	11,059.84 11,435.82	100.54 103.96	588.50 222.32	5.32 0.80
Total Corporate Bonds		Sub- Total	174,326.23 168,620.63		9,054.25 2,714.78	5.19
Total Fixed Income			271,376.81 265,002.35		11,977.25 3,503.98	4.41

Account Statement

Page 19

Account Number: 4045006504

004

Statement Period: January 01, 2010 Through December 31, 2010

Investment Detail (Continued)

Description	Rating	Par Value	Market Value/ Tax Cost	Market Price/ Cost Price	Est Annual Income/ Accrued Inc	Yield Current/ Maturity
Total Principal Assets			608,246.21		17,125.50	2.82
			501,340.81		3,787.27	
Total Income Assets			18,632.01		0.00	0.00
			18,632.01		0.00	
Grand Total Assets			626,878.22		17,125.50	2.73
			519,972.82		3,787.27	

TAX CODE/DATE	TRANSACTIONS	TAXABLE	INCOME	PRINCIPAL	EDIT NUMBER
45	SHORT-TERM GAIN/LOSS - CURRENT SALES (CONTINUED)				
	BOEING CO COMMON - 097023105 - MINOR = 3100				
04/12/10	SOLD 2 SHS BOEING CO ON 04/07/2010 AT 71.7725 THRU UBS COMMISSIONS PAID 0 01 TR TRAN#=000000000000070 TR CD=0 REG=504 PORT=PRIN	27 84		143.54	1004000026
11/12/10	SOLD 3 SHS BOEING CO ON 11/08/2010 AT 70 28 THRU UBS COMMISSIONS PAID 0 01 TR TRAN#=000000000000042 TR CD=0 REG=504 PORT=PRIN	37.28		210 83	1011000024
		65.12	0.00	354.37	
	BORG-WARNER AUTOMOTIVE INC - 099724106 - MINOR = 50				
11/12/10	SOLD 5 SHS BORG WARNER ON 11/08/2010 AT 59 217 THRU UBS COMMISSIONS PAID 0.01 TR TRAN#=000000000000045 TR CD=0 REG=504 PORT=PRIN	97 54		296.08	1011000025
		97 54	0 00	296 08	
	BOSTON PROPERTY INC - 101121101 - MINOR = 69				
01/11/10	SOLD 9 SHS BOSTON PPTYS INC ON 01/06/2010 AT 68 4699 THRU UBS COMMISSIONS PAID 0 02 TR TRAN#=000000000000008 TR CD=0 REG=504 PORT=PRIN	235.24		616 21	1001000001
		235.24	0.00	616 21	
	BRISTOL MYERS SQUIBB CO - 110122108 - MINOR = 3100				
04/12/10	SOLD 8 SHS BRISTOL MYERS SQUIBB CO ON 04/07/2010 AT 26 5525 THRU UBS COMMISSIONS PAID 0 01 TR TRAN#=000000000000079 TR CD=0 REG=504 PORT=PRIN	48.92		212 41	1004000029
		48.92	0.00	212.41	
	CVS/CAREMARK CORP 4.875% 09/15/2014 - 126650AV2 - MINOR = 45				
03/02/10	SOLD 1,000 UNITS CVS/CAREMARK CORP 4.875% 09/15/2014 ON 02/25/2010 AT 106 774 THRU UBS TR TRAN#=000000000000012 TR CD=0 REG=504 PORT=PRIN	1.97		1067.74	1003000005
06/08/10	SOLD 4,000 UNITS CVS/CAREMARK CORP 4 875% 09/15/2014 ON 06/03/2010 AT 107 74 THRU UBS TR TRAN#=000000000000005 TR CD=0 REG=504 PORT=PRIN	69 88		4309 60	1006000006
07/16/10	SOLD 7,000 UNITS CVS/CAREMARK CORP 4 875% 09/15/2014 ON 07/13/2010 AT 108 755 THRU UBS TR TRAN#=000000000000005 TR CD=0 REG=504 PORT=PRIN	193 34		7612.85	1007000007
		265 19	0.00	12990 19	
	CAPITAL ONE FINANCIAL CORP - 14040H105 - MINOR = 3100				
01/11/10	SOLD 1 SH CAPITAL ONE FINL CORP ON 01/06/2010 AT 40 7903 THRU UBS COMMISSIONS PAID 0 01 TR TRAN#=000000000000011 TR CD=0 REG=504 PORT=PRIN	24.39		40.78	1001000002
01/11/10	SOLD 19 SHS CAPITAL ONE FINL CORP ON 01/06/2010 AT 40.7903 THRU UBS COMMISSIONS PAID 0 02 TR TRAN#=000000000000014 TR CD=0 REG=504 PORT=PRIN	555 32		775.00	1001000003
		579 71	0 00	815.78	
	CARMAX INC - 143130102 - MINOR = 50				
02/23/10	SOLD 8 SHS CARMAX INC ON 02/18/2010 AT 21 11 THRU UBS COMMISSIONS PAID 0.01 TR TRAN#=000000000000059 TR CD=0 REG=504 PORT=PRIN	69 12		168 87	1002000035
		69 12	0.00	168 87	
	CARNIVAL CORP - 143658300 - MINOR = 54				
02/23/10	SOLD 6 SHS CARNIVAL CORP ON 02/18/2010 AT 33 753 THRU UBS COMMISSIONS PAID 0 01 TR TRAN#=000000000000062 TR CD=0 REG=504 PORT=PRIN	2 10		202.51	1002000036
04/12/10	SOLD 8 SHS CARNIVAL CORP ON 04/07/2010 AT 38 24 THRU UBS COMMISSIONS PAID 0.01 TR TRAN#=000000000000088 TR CD=0 REG=504 PORT=PRIN	38.69		305.91	1004000032
		40 79	0.00	508.42	
	CATERPILLAR INC - 149123101 - MINOR = 3100				
04/12/10	SOLD 4 SHS CATERPILLAR INC ON 04/07/2010 AT 64 28 THRU UBS COMMISSIONS PAID 0.01 TR TRAN#=000000000000091 TR CD=0 REG=504 PORT=PRIN	17.19		257 11	1004000033

TAX CODE/DATE	TRANSACTIONS	TAXABLE	INCOME	PRINCIPAL	EDIT NUMBER
45	SHORT-TERM GAIN/LOSS - CURRENT SALES (CONTINUED) CATERPILLAR INC - 149123101 - MINOR = 3100 (CONTINUED)				
09/15/10	SOLD 4 SHS CATERPILLAR INC ON 09/10/2010 AT 71.2508 THRU UBS COMMISSIONS PAID 0 01 TR TRAN#=0000000000000005 TR CD=0 REG=504 PORT=PRIN	45 07		284.99	1009000001
11/12/10	SOLD 2 SHS CATERPILLAR INC ON 11/08/2010 AT 83 182 THRU UBS COMMISSIONS PAID 0 01 TR TRAN#=0000000000000054 TR CD=0 REG=504 PORT=PRIN	46 39		166 35	1011000028
		108 65	0 00	708 45	
	CELGENE CORP - 151020104 - MINOR = 3100				
11/12/10	SOLD 3 SHS CELGENE CORP ON 11/08/2010 AT 60 87 THRU UBS COMM ISSIONS PAID 0.01 TR TRAN#=0000000000000057 TR CD=0 REG=504 PORT=PRIN	-6 86		182.60	1011000029
		-6.86	0.00	182.60	
	CITIGROUP INC 6 375% 08/12/2014 - 172967EY3 - MINOR = 45				
03/02/10	SOLD 1,000 UNITS CITIGROUP INC 6 375% 08/12/2014 ON 02/25/20 10 AT 105 864 THRU UBS TR TRAN#=0000000000000016 TR CD=0 REG=504 PORT=PRIN	46.14		1058 64	1003000006
		46 14	0 00	1058 64	
	COLUMBIA SPORTSWEAR CO - 198516106 - MINOR = 50				
05/21/10	SOLD 6 SHS COLUMBIA SPORTSWEAR CO ON 05/17/2010 AT 52.2566 T HRU UBS COMMISSIONS PAID 0 01 TR TRAN#=0000000000000084 TR CD=0 REG=504 PORT=PRIN	72.27		313 53	1005000014
		72.27	0.00	313 53	
	CONOCOPHILLIPS COM - 20825C104 - MINOR = 50				
08/17/10	SOLD 5 SHS CONOCOPHILLIPS ON 08/12/2010 AT 55 372 THRU UBS C OMISSIONS PAID 0 01 TR TRAN#=0000000000000013 TR CD=0 REG=504 PORT=PRIN	-9 89		276.85	1008000011
		-9 89	0 00	276 85	
	CONOCO FDG CO NT DTD 10/11/01 6.35% 10/15/2011 - 20825UAB0 - MINOR = 47				
08/04/10	REDEEMED 08/03/2010 11,000 UNITS CONOCO FUNDING CO 6.35% 10/ 15/2011 TR TRAN#=0000000000000001 TR CD=0 REG=504 PORT=PRIN	-30.71		1069.02	1008000006
		-30.71	0 00	1069.02	
	CORNING INCORPORATED - 219350105 - MINOR = 50				
08/02/10	SOLD 26 SHS CORNING INCORPORATED ON 07/28/2010 AT 17 6503 TH RU UBS COMMISSIONS PAID 0 01 TR TRAN#=0000000000000010 TR CD=0 REG=504 PORT=PRIN	-13 20		458 90	1008000002
11/12/10	SOLD 5 SHS CORNING INCORPORATED ON 11/08/2010 AT 18 99 THRU UBS COMMISSIONS PAID 0 01 TR TRAN#=0000000000000085 TR CD=0 REG=504 PORT=PRIN	4 15		94 94	1011000038
11/12/10	SOLD 5 SHS CORNING INCORPORATED ON 11/08/2010 AT 18 99 THRU UBS COMMISSIONS PAID 0 01 TR TRAN#=0000000000000088 TR CD=0 REG=504 PORT=PRIN	8 35		94 94	1011000039
		-0.70	0 00	648 78	
	DARDEN RESTAURANTS INC - 237194105 - MINOR = 3100				
04/12/10	SOLD 4 SHS DARDEN RESTAURANTS INC ON 04/07/2010 AT 46 2406 T HRU UBS COMMISSIONS PAID 0 01 TR TRAN#=0000000000000118 TR CD=0 REG=504 PORT=PRIN	26 83		184 95	1004000042
		26.83	0 00	184 95	
	DENTSPLY INTERNATIONAL INC - 249030107 - MINOR = 50				
02/23/10	SOLD 6 SHS DENTSPLY INTERNATIONAL INC ON 02/18/2010 AT 33 30 THRU UBS COMMISSIONS PAID 0 01 TR TRAN#=0000000000000081 TR CD=0 REG=504 PORT=PRIN	42 43		199 79	1002000042
		42 43	0 00	199 79	
	DESARROLLADORA HOMEX-ADR - 25030W100 - MINOR = 54				
04/12/10	SOLD 6 SHS DESARROLLADORA HOMEX-ADR ON 04/07/2010 AT 28.8025 THRU UBS COMMISSIONS PAID 0 01 TR TRAN#=0000000000000124 TR CD=0 REG=504 PORT=PRIN	-15 38		172 81	1004000044

TAX CODE/DATE	TRANSACTIONS	TAXABLE	INCOME	PRINCIPAL	EDIT NUMBER
45	SHORT-TERM GAIN/LOSS - CURRENT SALES (CONTINUED) DESARROLLADORA HOMEX-ADR - 25030W100 - MINOR = 54 (CONTINUED)				
		-15 38	0.00	172.81	
	DOVER CORP - 260003108 - MINOR = 3100				
02/23/10	SOLD 4 SHS DOVER CORP ON 02/18/2010 AT 45 47 THRU UBS COMMIS SIONS PAID 0.01 TR TRAN#=0000000000000084 TR CD=0 REG=504 PORT=PRIN	17.64		181.87	1002000043
04/12/10	SOLD 5 SHS DOVER CORP ON 04/07/2010 AT 47.26 THRU UBS COMMIS SIONS PAID 0 01 TR TRAN#=0000000000000133 TR CD=0 REG=504 PORT=PRIN	3.45		236.29	1004000047
11/12/10	SOLD 3 SHS DOVER CORP ON 11/08/2010 AT 54.59 THRU UBS COMMIS SIONS PAID 0 01 TR TRAN#=0000000000000094 TR CD=0 REG=504 PORT=PRIN	24 06		163.76	1011000041
		45.15	0 00	581.92	
	E M C CORP - 268648102 - MINOR = 3100				
11/12/10	SOLD 9 SHS EMC CORP ON 11/08/2010 AT 21 95 THRU UBS COMMISSI ONS PAID 0.01 TR TRAN#=0000000000000097 TR CD=0 REG=504 PORT=PRIN	5.63		197.54	1011000042
		5 63	0 00	197 54	
	EMERSON ELEC CO - 291011104 - MINOR = 3100				
01/27/10	SOLD 18 SHS EMERSON ELECTRIC ELEC CO ON 01/22/2010 AT 42 149 3 THRU UBS COMMISSIONS PAID 0.01 TR TRAN#=0000000000000006 TR CD=0 REG=504 PORT=PRIN	229 66		758 68	1001000018
		229 66	0.00	758 68	
	DELHAIZE LE LION ADR - 29759W101 - MINOR = 54				
10/18/10	SOLD 10 SHS DELHAIZE GROUP ON 10/13/2010 AT 70 0852 THRU UBS COMMISSIONS PAID 0 02 TR TRAN#=0000000000000003 TR CD=0 REG=504 PORT=PRIN	-106.14		700.83	1010000006
		-106 14	0 00	700 83	
	EXELON GENERATION CO LLC 5 35% 01/15/201 - 30161MAD5 - MINOR = 45				
04/20/10	SOLD 1,000 UNITS EXELON GENERATION CO LLC 5 35% 01/15/2014 O N 04/15/2010 AT 107.907 THRU UBS TR TRAN#=0000000000000002 TR CD=0 REG=504 PORT=PRIN	6 73		1079 07	1004000134
		6 73	0 00	1079 07	
	EXXON MOBIL CORP COMMON STOCK - 30231G102 - MINOR = 3100				
06/03/10	SOLD 6 SHS EXXON MOBIL CORPORATION ON 05/28/2010 AT 60.9082 THRU UBS COMMISSIONS PAID 0 01 TR TRAN#=0000000000000015 TR CD=0 REG=504 PORT=PRIN	-13.47		182.72	1006000003
08/17/10	SOLD 2 SHS EXXON MOBIL CORPORATION ON 08/12/2010 AT 60.264 T HRU UBS COMMISSIONS PAID 0 01 TR TRAN#=0000000000000016 TR CD=0 REG=504 PORT=PRIN	-3 30		120.52	1008000012
08/17/10	SOLD 5 SHS EXXON MOBIL CORPORATION ON 08/12/2010 AT 60 264 T HRU UBS COMMISSIONS PAID 0 01 TR TRAN#=0000000000000019 TR CD=0 REG=504 PORT=PRIN	-4.93		180 79	1008000013
		-21 70	0 00	484.03	
	FLIR SYS INC - 302445101 - MINOR = 50				
02/23/10	SOLD 8 SHS FLIR SYS INC ON 02/18/2010 AT 26 99 THRU UBS COMM ISSIONS PAID 0 01 TR TRAN#=0000000000000087 TR CD=0 REG=504 PORT=PRIN	32 85		215 91	1002000044
		32 85	0 00	215.91	
	FACTSET RESEARCH SYSTEMS INC - 303075105 - MINOR = 3100				
02/17/10	SOLD 4 SHS FACTSET RESEARCH SYSTEMS INC ON 02/11/2010 AT 64. 209 THRU UBS COMMISSIONS PAID 0 01 TR TRAN#=0000000000000009 TR CD=0 REG=504 PORT=PRIN	63.83		256.83	1002000011
		63.83	0 00	256 83	
	FAIR ISSAC CORP - 303250104 - MINOR = 50				

TAX CODE/DATE	TRANSACTIONS	TAXABLE	INCOME	PRINCIPAL	EDIT NUMBER
45	SHORT-TERM GAIN/LOSS - CURRENT SALES (CONTINUED) FAIR ISSAC CORP - 303250104 - MINOR = 50 (CONTINUED)				
03/11/10	SOLD 17 SHS FAIR ISSAC CORP ON 03/08/2010 AT 24.1383 THRU UBS COMMISSIONS PAID 0.01 TR TRAN#=000000000000007 TR CD=0 REG=504 PORT=PRIN	171.83		410.34	1003000017
		171.83	0.00	410.34	
12/20/10	FEDERAL HOME LN MTG CORP MEDIUM 1 7% 12 - 3128X9PN4 - MINOR = 32 REDEEMED 12/17/2010 6,000 UNITS FEDERAL HOME LN MTG CORP MEDIUM 1.7% 12/17/2012-2010 TR TRAN#=000000000000014 TR CD=0 REG=504 PORT=PRIN	8.25		6000.00	1012000012
		8.25	0.00	6000.00	
02/26/10	FEDERAL NATL MTG ASSN 4 625% 10/15/2014 - 31359MWJ8 - MINOR = 32 SOLD 1,000 UNITS FEDERAL NATL MTG ASSN 4 625% 10/15/2014 ON 02/25/2010 AT 109.57 THRU UBS TR TRAN#=000000000000004 TR CD=0 REG=504 PORT=PRIN	-8.92		1095.57	1002000096
		-8.92	0.00	1095.57	
06/24/10	FEDERAL NATL MTG ASSN 1 8% 03/15/2013-20 - 31398AH70 - MINOR = 32 SOLD 6,000 UNITS FEDERAL NATL MTG ASSN 1.8% 03/15/2013-2011 ON 06/23/2010 AT 100.61 THRU UBS TR TRAN#=000000000000009 TR CD=0 REG=504 PORT=PRIN	36.24		6036.60	1006000025
		36.24	0.00	6036.60	
11/12/10	FEDEX CORP - 31428X106 - MINOR = 3100 SOLD 2 SHS FEDEX CORP ON 11/08/2010 AT 90.37 THRU UBS COMMISSIONS PAID 0.01 TR TRAN#=0000000000000103 TR CD=0 REG=504 PORT=PRIN	16.88		180.73	1011000044
		16.88	0.00	180.73	
02/23/10	FIFTH THIRD BANCORP COM - 316773100 - MINOR = 3100 SOLD 16 SHS FIFTH THIRD BANCORP COM ON 02/18/2010 AT 11.923 THRU UBS COMMISSIONS PAID 0.01 TR TRAN#=000000000000090 TR CD=0 REG=504 PORT=PRIN	35.56		190.76	1002000045
		35.56	0.00	190.76	
01/19/10	FOMENTO ECONOMIC MEX SPON ADR 1 UNIT (UNIT CONSISTS OF 1 SER B - 344419106 - MINOR = 54 SOLD 4 SHS FOMENTO ECONOMIC MEX SPON ADR 1 UNIT (UNIT CONSISTS OF 1 SER B SHS & 2 SER D-B & D-L SHS) ON 01/13/2010 AT 44.3099 THRU UBS COMMISSIONS PAID 0.01 TR TRAN#=000000000000003 TR CD=0 REG=504 PORT=PRIN	76.31		177.23	1001000006
01/19/10	SOLD 16 SHS FOMENTO ECONOMIC MEX SPON ADR 1 UNIT (UNIT CONSISTS OF 1 SER B SHS & 2 SER D-B & D-L SHS) ON 01/13/2010 AT 44.3099 THRU UBS COMMISSIONS PAID 0.01 TR TRAN#=000000000000006 TR CD=0 REG=504 PORT=PRIN	316.47		708.95	1001000007
		392.78	0.00	886.18	
01/20/10	FRANCE TELECOM SA-SPON ADR - 35177Q105 - MINOR = 54 SOLD 6 SHS FRANCE TELECOM SA-SPON ADR ON 01/14/2010 AT 25.2427 THRU UBS COMMISSIONS PAID 0.01 TR TRAN#=000000000000003 TR CD=0 REG=504 PORT=PRIN	12.79		151.45	1001000008
01/20/10	SOLD 40 SHS FRANCE TELECOM SA-SPON ADR ON 01/14/2010 AT 25.2427 THRU UBS COMMISSIONS PAID 0.02 TR TRAN#=000000000000006 TR CD=0 REG=504 PORT=PRIN	118.96		1009.69	1001000009
		131.75	0.00	1161.14	
04/12/10	FREEPORT-MCMORAN COPPER & GOLD, INC CL B - 35671D857 - MINOR = 50 SOLD 2 SHS FREEPORT-MCMORAN COPPER & GOLD B ON 04/07/2010 AT 85.63 THRU UBS COMMISSIONS PAID 0.01 TR TRAN#=0000000000000163 TR CD=0 REG=504 PORT=PRIN	13.53		171.25	1004000057
		13.53	0.00	171.25	
02/23/10	GAP INC - 364760108 - MINOR = 50 SOLD 13 SHS GAP INC ON 02/18/2010 AT 20.04 THRU UBS COMMISSIONS PAID 0.01 TR TRAN#=000000000000093 TR CD=0 REG=504 PORT=PRIN	-18.56		260.51	1002000046
		-18.56	0.00	260.51	

TAX CODE/DATE	TRANSACTIONS	TAXABLE	INCOME	PRINCIPAL	EDIT NUMBER
45	SHORT-TERM GAIN/LOSS - CURRENT SALES (CONTINUED)				
	GENERAL DYNAMICS CORP - 369550108 - MINOR = 50				
02/23/10	SOLD 5 SHS GENERAL DYNAMICS CORP ON 02/18/2010 AT 71 94 THRU UBS COMMISSIONS PAID 0.01 TR TRAN#=000000000000096 TR CD=0 REG=504 PORT=PRIN	20 88		359 69	1002000047
08/17/10	SOLD 2 SHS GENERAL DYNAMICS CORP ON 08/12/2010 AT 60 7608 TH RU UBS COMMISSIONS PAID 0 01 TR TRAN#=000000000000023 TR CD=0 REG=504 PORT=PRIN	-14.02		121.51	1008000014
08/17/10	SOLD 3 SHS GENERAL DYNAMICS CORP ON 08/12/2010 AT 60 7608 TH RU UBS COMMISSIONS PAID 0 01 TR TRAN#=000000000000026 TR CD=0 REG=504 PORT=PRIN	-21.02		182 27	1008000015
		-14 16	0 00	663 47	
	GENERAL ELECTRIC CO - 369604103 - MINOR = 50				
04/12/10	SOLD 12 SHS GENERAL ELECTRIC ON 04/07/2010 AT 18 44 THRU UBS COMMISSIONS PAID 0 01 TR TRAN#=000000000000172 TR CD=0 REG=504 PORT=PRIN	30.23		221 27	1004000060
		30.23	0.00	221.27	
	GENERAL ELEC CAP CORP 5.625% 05/01/2018 - 36962G3U6 - MINOR = 45				
01/11/10	SOLD 8,000 UNITS GENERAL ELEC CAP CORP 5 625% 05/01/2018 ON 01/06/2010 AT 103 012 THRU UBS TR TRAN#=000000000000018 TR CD=0 REG=504 PORT=PRIN	1298.08		8240 96	1001000004
		1298 08	0 00	8240.96	
	GENERAL ELEC CAP CORP 5 5% 01/08/2020 - 36962G4J0 - MINOR = 45				
03/02/10	SOLD 1,000 UNITS GENERAL ELEC CAP CORP 5 5% 01/08/2020 ON 02 /25/2010 AT 100.101 THRU UBS TR TRAN#=000000000000020 TR CD=0 REG=504 PORT=PRIN	2 76		1001 01	1003000007
		2 76	0 00	1001 01	
	GOLDMAN SACHS GROUP INC - 38141G104 - MINOR = 50				
02/23/10	SOLD 2 SHS GOLDMAN SACHS GROUP INC ON 02/18/2010 AT 155.761 THRU UBS COMMISSIONS PAID 0 01 TR TRAN#=000000000000099 TR CD=0 REG=504 PORT=PRIN	-42 01		311.51	1002000048
04/12/10	SOLD 2 SHS GOLDMAN SACHS GROUP INC ON 04/07/2010 AT 176.1175 THRU UBS COMMISSIONS PAID 0 01 TR TRAN#=000000000000175 TR CD=0 REG=504 PORT=PRIN	-1 30		352 23	1004000061
07/15/10	SOLD 1 SH GOLDMAN SACHS GROUP INC ON 07/12/2010 AT 137 3839 THRU UBS COMMISSIONS PAID 0 01 TR TRAN#=000000000000003 TR CD=0 REG=504 PORT=PRIN	-39.39		137 37	1007000003
		-82 70	0 00	801 11	
	HALLIBURTON CO HLDG - 406216101 - MINOR = 50				
04/12/10	SOLD 9 SHS HALLIBURTON CO ON 04/07/2010 AT 31 49 THRU UBS CO MMISSIONS PAID 0 01 TR TRAN#=000000000000187 TR CD=0 REG=504 PORT=PRIN	-22 32		283 40	1004000065
06/15/10	SOLD 4 SHS HALLIBURTON CO ON 06/10/2010 AT 24 2021 THRU UBS COMMISSIONS PAID 0 01 TR TRAN#=000000000000018 TR CD=0 REG=504 PORT=PRIN	-39 08		96 80	1006000013
06/15/10	SOLD 5 SHS HALLIBURTON CO ON 06/10/2010 AT 24.2021 THRU UBS COMMISSIONS PAID 0 01 TR TRAN#=000000000000021 TR CD=0 REG=504 PORT=PRIN	-38 52		121.00	1006000014
06/15/10	SOLD 24 SHS HALLIBURTON CO ON 06/10/2010 AT 24 2021 THRU UBS COMMISSIONS PAID 0.01 TR TRAN#=000000000000025 TR CD=0 REG=504 PORT=PRIN	-165.50		580 84	1006000015
06/15/10	SOLD 26 SHS HALLIBURTON CO ON 06/10/2010 AT 24 2021 THRU UBS COMMISSIONS PAID 0 02 TR TRAN#=000000000000029 TR CD=0 REG=504 PORT=PRIN	-119 83		532.43	1006000016
		-385 25	0.00	1614 47	
	HESS CORP COM - 42809H107 - MINOR = 50				
02/23/10	SOLD 5 SHS HESS CORP COM ON 02/18/2010 AT 60 68 THRU UBS COM MISSIONS PAID 0 01 TR TRAN#=000000000000105 TR CD=0 REG=504 PORT=PRIN	27 59		303.39	1002000050
08/17/10	SOLD 3 SHS HESS CORP COM ON 08/12/2010 AT 53 122 THRU UBS CO MMISSIONS PAID 0.01 TR TRAN#=000000000000029 TR CD=0 REG=504 PORT=PRIN	-0.36		159 36	1008000016

TAX CODE/DATE	TRANSACTIONS	TAXABLE	INCOME	PRINCIPAL	EDIT NUMBER
45	SHORT-TERM GAIN/LOSS - CURRENT SALES (CONTINUED)				
	HESS CORP COM - 42809H107 - MINOR = 50 (CONTINUED)				
08/17/10	SOLD 4 SHS HESS CORP COM ON 08/12/2010 AT 53.122 THRU UBS COMMISSIONS PAID 0.01 TR TRAN#=000000000000032 TR CD=0 REG=504 PORT=PRIN	-0.48		212.48	1008000017
		26.75	0.00	675.23	
	IDEX CORP - 45167R104 - MINOR = 50				
02/23/10	SOLD 8 SHS IDEX CORP ON 02/18/2010 AT 31.2106 THRU UBS COMMISSIONS PAID 0.01 TR TRAN#=0000000000000114 TR CD=0 REG=504 PORT=PRIN	71.03		249.67	1002000053
		71.03	0.00	249.67	
	INTESA SANPAOLO S P A ADR - 46115H107 - MINOR = 54				
03/17/10	SOLD 26 SHS INTESA SANPAOLO S P A ADR ON 03/12/2010 AT 23.2707 THRU UBS COMMISSIONS PAID 0.01 TR TRAN#=000000000000005 TR CD=0 REG=504 PORT=PRIN	-89.01		605.03	1003000029
03/17/10	SOLD 50 SHS INTESA SANPAOLO S P A ADR ON 03/12/2010 AT 23.2707 THRU UBS COMMISSIONS PAID 0.02 TR TRAN#=000000000000008 TR CD=0 REG=504 PORT=PRIN	86.30		1163.52	1003000030
		-2.71	0.00	1768.55	
	JACOBS ENGR GROUP INC - 469814107 - MINOR = 50				
02/23/10	SOLD 5 SHS JACOBS ENGR GROUP INC ON 02/18/2010 AT 39.363 THRU UBS COMMISSIONS PAID 0.01 TR TRAN#=0000000000000120 TR CD=0 REG=504 PORT=PRIN	-4.68		196.81	1002000055
		-4.68	0.00	196.81	
	JOHNSON & JOHNSON - 478160104 - MINOR = 50				
06/29/10	SOLD 5 SHS JOHNSON & JOHNSON ON 06/24/2010 AT 59.6952 THRU UBS COMMISSIONS PAID 0.01 TR TRAN#=000000000000010 TR CD=0 REG=504 PORT=PRIN	-24.46		298.47	1006000028
06/29/10	SOLD 11 SHS JOHNSON & JOHNSON ON 06/24/2010 AT 59.6952 THRU UBS COMMISSIONS PAID 0.02 TR TRAN#=000000000000013 TR CD=0 REG=504 PORT=PRIN	-29.36		358.16	1006000029
		-53.82	0.00	656.63	
	KELLOGG CO - 487836108 - MINOR = 50				
10/28/10	SOLD 3 SHS KELLOGG CO ON 10/25/2010 AT 49.6516 THRU UBS COMMISSIONS PAID 0.01 TR TRAN#=000000000000060 TR CD=0 REG=504 PORT=PRIN	-8.82		148.94	1010000039
		-8.82	0.00	148.94	
	KIMBERLY CLARK CORP - 494368103 - MINOR = 3100				
12/08/10	SOLD 6 SHS KIMBERLY CLARK CORP ON 12/03/2010 AT 62.0316 THRU UBS COMMISSIONS PAID 0.01 TR TRAN#=000000000000003 TR CD=0 REG=504 PORT=PRIN	-16.62		372.18	1012000001
		-16.62	0.00	372.18	
	KRAFT FOODS INC 6.75% 02/19/2014 - 50075NAX2 - MINOR = 45				
11/15/10	SOLD 1,000 UNITS KRAFT FOODS INC 6.75% 02/19/2014 ON 11/09/2010 AT 116.361 THRU UBS TR TRAN#=000000000000004 TR CD=0 REG=504 PORT=PRIN	1.42		1163.61	1011000093
		1.42	0.00	1163.61	
	LKQ CORP - 501889208 - MINOR = 50				
02/23/10	SOLD 13 SHS LKQ CORP ON 02/18/2010 AT 18.87 THRU UBS COMMISSIONS PAID 0.01 TR TRAN#=0000000000000126 TR CD=0 REG=504 PORT=PRIN	60.08		245.30	1002000057
		60.08	0.00	245.30	
	LANDSTAR SYSTEM INC - 515098101 - MINOR = 3100				
02/23/10	SOLD 6 SHS LANDSTAR SYSTEM INC ON 02/18/2010 AT 37.86 THRU UBS COMMISSIONS PAID 0.01 TR TRAN#=0000000000000129 TR CD=0 REG=504 PORT=PRIN	22.31		227.15	1002000058
		22.31	0.00	227.15	

TAX CODE/DATE	TRANSACTIONS	TAXABLE	INCOME	PRINCIPAL	EDIT NUMBER
45	SHORT-TERM GAIN/LOSS - CURRENT SALES (CONTINUED)				
	LINCOLN NATL CORP IND - 534187109 - MINOR = 50				
02/23/10	SOLD 8 SHS LINCOLN NATL CORP IND ON 02/18/2010 AT 25 72 THRU UBS COMMISSIONS PAID 0.01 TR TRAN#=000000000000132 TR CD=0 REG=504 PORT=PRIN	22 56		205 75	1002000059
		22 56	0 00	205 75	
	MATTHEWS INTL CORP CL A - 577128101 - MINOR = 50				
05/24/10	SOLD 1 SH MATTHEWS INTL CORP CL A ON 05/19/2010 AT 33 3786 T HRU UBS COMMISSIONS PAID 0 01 TR TRAN#=000000000000004 TR CD=0 REG=504 PORT=PRIN	2 77		33 37	1005000025
05/28/10	SOLD 7 SHS MATTHEWS INTL CORP CL A ON 05/19/2010 AT 33.4472 THRU UBS COMMISSIONS PAID 0 01 TR TRAN#=000000000000009 TR CD=0 REG=504 PORT=PRIN	19.93		234.12	1005000030
		22.70	0.00	267 49	
	MERCK & CO INC NEW - 58933Y105 - MINOR = 50				
04/12/10	SOLD 2 SHS MERCK & CO INC NEW ON 04/07/2010 AT 36.82 THRU UB S COMMISSIONS PAID 0.01 TR TRAN#=0000000000000229 TR CD=0 REG=504 PORT=PRIN	-5 37		73 63	1004000079
04/12/10	SOLD 6 SHS MERCK & CO INC NEW ON 04/07/2010 AT 36 82 THRU UB S COMMISSIONS PAID 0.01 TR TRAN#=0000000000000232 TR CD=0 REG=504 PORT=PRIN	-10.72		147.27	1004000080
		-16 09	0 00	220.90	
	METTLER-TOLEDO INTL INC - 592688105 - MINOR = 3100				
02/23/10	SOLD 2 SHS METTLER-TOLEDO INTL INC ON 02/18/2010 AT 96 15 TH RU UBS COMMISSIONS PAID 0 01 TR TRAN#=000000000000138 TR CD=0 REG=504 PORT=PRIN	89.69		192.29	1002000061
		89.69	0.00	192.29	
	MITSUI & CO LTD ADR - 606827202 - MINOR = 54				
08/18/10	SOLD 1 SH MITSUI & CO LTD ADR ON 08/13/2010 AT 269 0912 THRU UBS COMMISSIONS PAID 0 01 TR TRAN#=000000000000001 TR CD=0 REG=504 PORT=PRIN	-19 52		269.08	1008000024
08/18/10	SOLD 3 SHS MITSUI & CO LTD ADR ON 08/13/2010 AT 269.0912 THR U UBS COMMISSIONS PAID 0 02 TR TRAN#=000000000000004 TR CD=0 REG=504 PORT=PRIN	-39.03		538.17	1008000025
		-58.55	0.00	807.25	
	MOHAWK INDS INC - 608190104 - MINOR = 50				
01/25/10	SOLD 9 SHS MOHAWK INDS INC ON 01/20/2010 AT 45.9649 THRU UBS COMMISSIONS PAID 0 01 TR TRAN#=000000000000010 TR CD=0 REG=504 PORT=PRIN	149.97		413.67	1001000015
		149 97	0.00	413 67	
	MTN GROUP LTD-SPONS ADR - 62474M108 - MINOR = 54				
02/22/10	SOLD 56 SHS MTN GROUP LTD-SPONS ADR ON 02/17/2010 AT 14 173 THRU UBS COMMISSIONS PAID 0 02 TR TRAN#=000000000000005 TR CD=0 REG=504 PORT=PRIN	-0 48		793 67	1002000014
		-0 48	0.00	793 67	
	NATIONAL BK GREECE S A ADR - 633643408 - MINOR = 54				
03/16/10	SOLD 55 SHS NATIONAL BK GREECE S A ADR ON 03/11/2010 AT 4 22 94 THRU UBS COMMISSIONS PAID 0.01 TR TRAN#=000000000000003 TR CD=0 REG=504 PORT=PRIN	-170.35		232.61	1003000024
03/16/10	SOLD 92 SHS NATIONAL BK GREECE S A ADR ON 03/11/2010 AT 4.22 94 THRU UBS COMMISSIONS PAID 0.01 TR TRAN#=000000000000006 TR CD=0 REG=504 PORT=PRIN	-208.57		389.09	1003000025
05/03/10	SOLD 107 SHS NATIONAL BK GREECE S A ADR ON 04/28/2010 AT 2 9 555 THRU UBS COMMISSIONS PAID 0.01 TR TRAN#=000000000000013 TR CD=0 REG=504 PORT=PRIN	-319 09		316.23	1005000003
05/03/10	SOLD 124 SHS NATIONAL BK GREECE S A ADR ON 04/28/2010 AT 2 9 555 THRU UBS COMMISSIONS PAID 0 01 TR TRAN#=000000000000016 TR CD=0 REG=504 PORT=PRIN	-292 60		366.47	1005000004
		-990.61	0 00	1304.40	
	NATIONAL GRID PLC ADR - 636274300 - MINOR = 54				

TAX CODE/DATE	TRANSACTIONS	TAXABLE	INCOME	PRINCIPAL	EDIT NUMBER
45	SHORT-TERM GAIN/LOSS - CURRENT SALES (CONTINUED) NATIONAL GRID PLC ADR - 636274300 - MINOR = 54 (CONTINUED)				
02/22/10	SOLD 23 SHS NATIONAL GRID PLC SP ADR ON 02/17/2010 AT 50.723 THRU UBS COMMISSIONS PAID 0.02 TR TRAN#=000000000000008 TR CD=0 REG=504 PORT=PRIN	313 31		1166.61	1002000015
		313 31	0.00	1166.61	
	NESTLE SA SPONSORED ADR - 641069406 - MINOR = 54				
02/23/10	SOLD 6 SHS NESTLE SA SPONSORED ADR REPSTG REG SH ON 02/18/20 10 AT 47 57 THRU UBS COMMISSIONS PAID 0 01 TR TRAN#=000000000000150 TR CD=0 REG=504 PORT=PRIN	79 97		285 41	1002000065
		79 97	0.00	285.41	
	NIDEC CORP ADR SPONSORED ADR - 654090109 - MINOR = 54				
09/22/10	SOLD 2 SHS NIDEC CORP ADR SPONSORED ADR ON 09/17/2010 AT 22. 1858 THRU UBS COMMISSIONS PAID 0.01 TR TRAN#=000000000000011 TR CD=0 REG=504 PORT=PRIN	-7.45		44 36	1009000009
09/22/10	SOLD 34 SHS NIDEC CORP ADR SPONSORED ADR ON 09/17/2010 AT 22 1858 THRU UBS COMMISSIONS PAID 0 02 TR TRAN#=000000000000014 TR CD=0 REG=504 PORT=PRIN	-126.01		754.30	1009000010
		-133 46	0 00	798 66	
	NISSAN MTR LTD SPON ADR - 654744408 - MINOR = 54				
11/12/10	SOLD 12 SHS NISSAN MTR LTD SPON ADR ON 11/08/2010 AT 19 04 T HRU UBS COMMISSIONS PAID 0 01 TR TRAN#=000000000000162 TR CD=0 REG=504 PORT=PRIN	29 46		228 47	1011000063
		29.46	0 00	228 47	
	OCCIDENTAL PETROLEUM CORP - 674599105 - MINOR = 3100				
02/23/10	SOLD 3 SHS OCCIDENTAL PETROLEUM CORP ON 02/18/2010 AT 81.06 THRU UBS COMMISSIONS PAID 0 01 TR TRAN#=000000000000156 TR CD=0 REG=504 PORT=PRIN	72.29		243 17	1002000067
		72 29	0 00	243.17	
	O REILLY AUTOMOTIVE INC - 686091109 - MINOR = 3100				
02/23/10	SOLD 4 SHS O REILLY AUTOMOTIVE INC ON 02/18/2010 AT 38 15 TH RU UBS COMMISSIONS PAID 0 01 TR TRAN#=000000000000159 TR CD=0 REG=504 PORT=PRIN	-7.03		152.59	1002000068
		-7 03	0.00	152 59	
	P G & E CORPORATION - 69331C108 - MINOR = 50				
02/23/10	SOLD 7 SHS P G & E CORPORATION ON 02/18/2010 AT 42 57 THRU U BS COMMISSIONS PAID 0.01 TR TRAN#=000000000000162 TR CD=0 REG=504 PORT=PRIN	5.92		297 98	1002000069
		5.92	0 00	297.98	
	PNC FINANCIAL SERVICES GROUP - 693475105 - MINOR = 50				
02/23/10	SOLD 7 SHS PNC FINANCIAL SERVICES GROUP ON 02/18/2010 AT 52. 03 THRU UBS COMMISSIONS PAID 0 01 TR TRAN#=000000000000165 TR CD=0 REG=504 PORT=PRIN	78 14		364.20	1002000070
04/12/10	SOLD 4 SHS PNC FINANCIAL SERVICES GROUP ON 04/07/2010 AT 62 22 THRU UBS COMMISSIONS PAID 0 01 TR TRAN#=000000000000266 TR CD=0 REG=504 PORT=PRIN	85.41		248 87	1004000091
		163 55	0.00	613 07	
	PNC 6 7% 06/10/2019 - 693476BF9 - MINOR = 45				
02/09/10	SOLD 9,000 UNITS PNC 6 7% 06/10/2019 ON 02/04/2010 AT 113 42 9 THRU UBS TR TRAN#=000000000000014 TR CD=0 REG=504 PORT=PRIN	1227.42		10208.61	1002000066
11/15/10	SOLD 1,000 UNITS PNC 6 7% 06/10/2019 ON 11/09/2010 AT 118 66 2 THRU UBS TR TRAN#=000000000000008 TR CD=0 REG=504 PORT=PRIN	54.75		1186 62	1011000094
		1282.17	0 00	11395 23	
	PNC 5 125% 02/08/2020 - 693476BJ1 - MINOR = 45				
06/18/10	SOLD 5,000 UNITS PNC 5 125% 02/08/2020 ON 06/15/2010 AT 101 56 THRU UBS TR TRAN#=000000000000005 TR CD=0 REG=504 PORT=PRIN	44 95		5078.00	1006000018

TAX CODE/DATE	TRANSACTIONS	TAXABLE	INCOME	PRINCIPAL	EDIT NUMBER
45	SHORT-TERM GAIN/LOSS - CURRENT SALES (CONTINUED) PNC 5 125% 02/08/2020 - 693476BJ1 - MINOR = 45 (CONTINUED)				
06/24/10	SOLD 4,000 UNITS PNC 5 125% 02/08/2020 ON 06/21/2010 AT 102.182 THRU UBS TR TRAN#=000000000000002 TR CD=0 REG=504 PORT=PRIN	60 84		4087 28	1006000024
		105.79	0 00	9165 28	
	PACCAR INC - 693718108 - MINOR = 3100				
10/28/10	SOLD 5 SHS PACCAR INC ON 10/25/2010 AT 51 1035 THRU UBS COMM ISSIONS PAID 0 01 TR TRAN#=000000000000078 TR CD=0 REG=504 PORT=PRIN	59 91		255 51	1010000045
		59 91	0 00	255 51	
	PARKER HANNIFIN CORP - 701094104 - MINOR = 50				
09/16/10	SOLD 8 SHS PARKER HANNIFIN CORP ON 09/13/2010 AT 67.82 THRU UBS COMMISSIONS PAID 0.01 TR TRAN#=000000000000003 TR CD=0 REG=504 PORT=PRIN	20.24		542.55	1009000002
		20 24	0 00	542 55	
	PEABODY ENERGY CORP - 704549104 - MINOR = 3100				
04/12/10	SOLD 4 SHS PEABODY ENERGY CORP ON 04/07/2010 AT 47 11 THRU U BS COMMISSIONS PAID 0 01 TR TRAN#=000000000000269 TR CD=0 REG=504 PORT=PRIN	-13.83		188.43	1004000092
		-13.83	0.00	188.43	
	PETROLEO BRASILEIRO S A ADR - 71654V408 - MINOR = 54				
04/12/10	SOLD 5 SHS PETROLEO BRASILEIRO S A ADR ON 04/07/2010 AT 45 3 225 THRU UBS COMMISSIONS PAID 0 01 TR TRAN#=000000000000281 TR CD=0 REG=504 PORT=PRIN	27 35		226 60	1004000096
		27.35	0.00	226 60	
	PFIZER INC 5 35% 03/15/2015 - 717081DA8 - MINOR = 45				
03/02/10	SOLD 1,000 UNITS PFIZER INC 5 35% 03/15/2015 ON 02/25/2010 A T 110 79 THRU UBS TR TRAN#=000000000000024 TR CD=0 REG=504 PORT=PRIN	-2 34		1107.90	1003000008
		-2 34	0.00	1107.90	
	PIONEER NATURAL RESOURCES - 723787107 - MINOR = 50				
11/12/10	SOLD 2 SHS PIONEER NATURAL RESOURCES CO ON 11/08/2010 AT 76 856 THRU UBS COMMISSIONS PAID 0.01 TR TRAN#=000000000000174 TR CD=0 REG=504 PORT=PRIN	36 65		153.70	1011000067
		36 65	0.00	153 70	
	PRUDENTIAL FINL INC - 744320102 - MINOR = 3100				
02/23/10	SOLD 7 SHS PRUDENTIAL FINANCIAL INC ON 02/18/2010 AT 51 18 T HRU UBS COMMISSIONS PAID 0.01 TR TRAN#=000000000000180 TR CD=0 REG=504 PORT=PRIN	84 28		358.25	1002000075
04/12/10	SOLD 3 SHS PRUDENTIAL FINANCIAL INC ON 04/07/2010 AT 62 7125 THRU UBS COMMISSIONS PAID 0 01 TR TRAN#=000000000000293 TR CD=0 REG=504 PORT=PRIN	70 71		188.13	1004000100
		154.99	0.00	546 38	
	RED HAT INC - 756577102 - MINOR = 3100				
02/05/10	SOLD 12 SHS RED HAT INC ON 02/02/2010 AT 28 4825 THRU UBS CO MMISSIONS PAID 0 01 TR TRAN#=000000000000001 TR CD=0 REG=504 PORT=PRIN	128 54		341 78	1002000003
		128 54	0.00	341.78	
	RIO TINTO PLC ADR - 767204100 - MINOR = 54				
05/12/10	SOLD 24 SHS RIO TINTO PLC ADR ON 05/07/2010 AT 46 0169 THRU UBS COMMISSIONS PAID 0 02 TR TRAN#=000000000000009 TR CD=0 REG=504 PORT=PRIN	180 78		1104 39	1005000010
		180 78	0.00	1104.39	
	ROGERS COMMUNICATIONS INC CLASS B - 775109200 - MINOR = 54				
12/30/10	SOLD 7 SHS ROGERS COMMUNIC INC CLASS B ON 12/27/2010 AT 33 9 427 THRU UBS COMMISSIONS PAID 0.01 TR TRAN#=000000000000003 TR CD=0 REG=504 PORT=PRIN	7.72		237.59	1012000020

TAX CODE/DATE	TRANSACTIONS	TAXABLE	INCOME	PRINCIPAL	EDIT NUMBER
45 SHORT-TERM GAIN/LOSS - CURRENT SALES (CONTINUED)					
ROGERS COMMUNICATIONS INC CLASS B - 775109200 - MINOR = 54 (CONTINUED)					
12/30/10	SOLD 8 SHS ROGERS COMMUNIC INC CLASS B ON 12/27/2010 AT 33.9 427 THRU UBS COMMISSIONS PAID 0 01 TR TRAN#=000000000000006 TR CD=0 REG=504 PORT=PRIN	24 71		271.53	1012000021
		32.43	0.00	509 12	
SBC COMMUNICATIONS INC 5 3% 11/15/2010 - 78387GAS2 - MINOR = 45					
03/10/10	SOLD 1,000 UNITS SBC COMMUNICATIONS INC 5 3% 11/15/2010 ON 0 3/05/2010 AT 102 798 THRU UBS TR TRAN#=000000000000002 TR CD=0 REG=504 PORT=PRIN	-15 58		1027.98	1003000014
		-15.58	0.00	1027 98	
SEI INVESTMENT COMPANY - 784117103 - MINOR = 50					
02/23/10	SOLD 10 SHS SEI INVESTMENT COMPANY ON 02/18/2010 AT 17.44 TH RU UBS COMMISSIONS PAID 0 01 TR TRAN#=000000000000186 TR CD=0 REG=504 PORT=PRIN	50.89		174.39	1002000077
		50 89	0.00	174 39	
SAP AG SPONSORED ADR SAP AKTIENGESELLSCHAFT - 803054204 - MINOR = 54					
03/01/10	SOLD 11 SHS SAP AG SPONSORED ADR SAP AKTIENGESELLSCHAFT 4 AD RS = 1 PREF SHR ON 02/24/2010 AT 44.3901 THRU UBS COMMISSION S PAID 0 01 TR TRAN#=000000000000005 TR CD=0 REG=504 PORT=PRIN	96 35		488.28	1003000001
03/01/10	SOLD 20 SHS SAP AG SPONSORED ADR SAP AKTIENGESELLSCHAFT 4 AD RS = 1 PREF SHR ON 02/24/2010 AT 44 3901 THRU UBS COMMISSION S PAID 0 02 TR TRAN#=000000000000008 TR CD=0 REG=504 PORT=PRIN	196 48		887.78	1003000002
		292.83	0.00	1376 06	
SIEMENS AG ADR - 826197501 - MINOR = 54					
11/12/10	SOLD 2 SHS SIEMENS AG ADR ON 11/08/2010 AT 118 85 THRU UBS C OMMISSIONS PAID 0 01 TR TRAN#=000000000000210 TR CD=0 REG=504 PORT=PRIN	26 45		237 69	1011000079
		26 45	0.00	237 69	
SMITH INTERNATL INC SR NT 9 75% 03/15/20 - 832110AL4 - MINOR = 45					
03/02/10	SOLD 2,000 UNITS SMITH INTERNATL INC SR NT 9.75% 03/15/2019 ON 02/25/2010 AT 133.929 THRU UBS TR TRAN#=000000000000028 TR CD=0 REG=504 PORT=PRIN	526 10		2678.58	1003000009
		526 10	0.00	2678 58	
SOCIETE GENERALE FRANCE ADR - 83364L109 - MINOR = 54					
04/12/10	SOLD 16 SHS SOCIETE GENERALE FRANCE ADR ON 04/07/2010 AT 12 17 THRU UBS COMMISSIONS PAID 0.01 TR TRAN#=000000000000306 TR CD=0 REG=504 PORT=PRIN	-46 59		194 71	1004000104
		-46 59	0 00	194.71	
SONIC CORP - 835451105 - MINOR = 50					
03/11/10	SOLD 22 SHS SONIC CORP ON 03/08/2010 AT 8 5829 THRU UBS COMM ISSIONS PAID 0 01 TR TRAN#=000000000000010 TR CD=0 REG=504 PORT=PRIN	-24.54		188.81	1003000018
03/11/10	SOLD 28 SHS SONIC CORP ON 03/08/2010 AT 8 5829 THRU UBS COMM ISSIONS PAID 0 01 TR TRAN#=000000000000013 TR CD=0 REG=504 PORT=PRIN	-29 92		240 31	1003000019
		-54.46	0 00	429 12	
SOUTHERN CALIF EDISON CO FIRST & REF MTG BDS SER 2008C 5 75% 03/15/2014 - 842400FK4 - MINOR = 45					
03/10/10	SOLD 1,000 UNITS SOUTHERN CALIF EDISON CO FIRST & REF MTG BD S SER 2008C 5.75% 03/15/2014 ON 03/05/2010 AT 111 576 THRU U BS TR TRAN#=000000000000006 TR CD=0 REG=504 PORT=PRIN	3 65		1115.76	1003000015
		3.65	0.00	1115 76	
SOUTHERN CO - 842587107 - MINOR = 50					
02/23/10	SOLD 6 SHS SOUTHERN CO ON 02/18/2010 AT 31 773 THRU UBS COMM ISSIONS PAID 0 01 TR TRAN#=000000000000195 TR CD=0 REG=504 PORT=PRIN	-5 10		190 63	1002000080

TAX CODE/DATE	TRANSACTIONS	TAXABLE	INCOME	PRINCIPAL	EDIT NUMBER
45	SHORT-TERM GAIN/LOSS - CURRENT SALES (CONTINUED)				
	SOUTHERN CO - 842587107 - MINOR = 50 (CONTINUED)				
05/06/10	SOLD 29 SHS SOUTHERN CO ON 05/03/2010 AT 34 6864 THRU UBS CO MMISSIONS PAID 0.02 TR TRAN#=0000000000000003 TR CD=0 REG=504 PORT=PRIN	59.85		1005 89	1005000006
		54.75	0 00	1196.52	
	SOUTHWESTERN ENERGY CO - 845467109 - MINOR = 50				
02/12/10	SOLD 23 SHS SOUTHWESTERN ENERGY CO ON 02/09/2010 AT 42 6062 THRU UBS COMMISSIONS PAID 0 02 TR TRAN#=0000000000000004 TR CD=0 REG=504 PORT=PRIN	163 74		553 87	1002000008
		163 74	0.00	553 87	
	STAPLES INC - 855030102 - MINOR = 3100				
02/23/10	SOLD 10 SHS STAPLES INC ON 02/18/2010 AT 25.263 THRU UBS COM MISSIONS PAID 0 01 TR TRAN#=0000000000000198 TR CD=0 REG=504 PORT=PRIN	70 44		252 62	1002000081
		70.44	0.00	252 62	
	STATE STREET CORP - 857477103 - MINOR = 50				
02/23/10	SOLD 4 SHS STATE STREET CORP ON 02/18/2010 AT 45 273 THRU UB S COMMISSIONS PAID 0 01 TR TRAN#=0000000000000201 TR CD=0 REG=504 PORT=PRIN	15 15		45.27	1002000082
04/07/10	SOLD 21 SHS STATE STREET CORP ON 04/01/2010 AT 45 7884 THRU UBS COMMISSIONS PAID 0.02 TR TRAN#=0000000000000003 TR CD=0 REG=504 PORT=PRIN	329 03		961.54	1004000001
		344 18	0 00	1006.81	
	SWISS REINS CO SPONSORED ADR - 870887205 - MINOR = 54				
11/12/10	SOLD 4 SHS SWISS REINS CO SPONSORED ADR ON 11/08/2010 AT 52 80 THRU UBS COMMISSIONS PAID 0.01 TR TRAN#=0000000000000213 TR CD=0 REG=504 PORT=PRIN	11.45		211 19	1011000080
		11 45	0.00	211 19	
	TARGET CORP - 87612E106 - MINOR = 50				
02/23/10	SOLD 4 SHS TARGET CORP ON 02/18/2010 AT 50.793 THRU UBS COMM MISSIONS PAID 0.01 TR TRAN#=0000000000000205 TR CD=0 REG=504 PORT=PRIN	31.05		203 16	1002000083
		31 05	0.00	203.16	
	TENARIS SA-ADR - 88031M109 - MINOR = 54				
04/12/10	SOLD 6 SHS TENARIS SA-ADR ON 04/07/2010 AT 44 47 THRU UBS CO MMISSIONS PAID 0 01 TR TRAN#=0000000000000316 TR CD=0 REG=504 PORT=PRIN	-15.74		266.81	1004000107
06/14/10	SOLD 19 SHS TENARIS SA-ADR ON 06/09/2010 AT 34 44 THRU UBS C OMMISSIONS PAID 0.02 TR TRAN#=0000000000000036 TR CD=0 REG=504 PORT=PRIN	-240 40		654.34	1006000008
06/14/10	SOLD 26 SHS TENARIS SA-ADR ON 06/09/2010 AT 34 44 THRU UBS C OMMISSIONS PAID 0.02 TR TRAN#=0000000000000039 TR CD=0 REG=504 PORT=PRIN	-52 41		895 42	1006000009
		-308 55	0 00	1816.57	
	THOMPSON CREEK METALS CO INC - 884768102 - MINOR = 54				
04/12/10	SOLD 18 SHS THOMPSON CREEK METALS CO INC ON 04/07/2010 AT 14 0916 THRU UBS COMMISSIONS PAID 0 01 TR TRAN#=0000000000000325 TR CD=0 REG=504 PORT=PRIN	36 59		253 64	1004000110
		36 59	0 00	253.64	
	TIFFANY & CO - 886547108 - MINOR = 3100				
01/25/10	SOLD 13 SHS TIFFANY & CO ON 01/20/2010 AT 43.0022 THRU UBS C OMMISSIONS PAID 0 01 TR TRAN#=0000000000000013 TR CD=0 REG=504 PORT=PRIN	284 98		559.02	1001000016
		284 98	0.00	559 02	
	TOTAL S A SPONSORED ADR - 89151E109 - MINOR = 54				
02/23/10	SOLD 4 SHS TOTAL SA-SPON ADR ON 02/18/2010 AT 58 736 THRU UB S COMMISSIONS PAID 0 01 TR TRAN#=0000000000000208 TR CD=0 REG=504 PORT=PRIN	37 77		234 93	1002000084

TAX CODE/DATE	TRANSACTIONS	TAXABLE	INCOME	PRINCIPAL	EDIT NUMBER
45	SHORT-TERM GAIN/LOSS - CURRENT SALES (CONTINUED) TOTAL S A SPONSORED ADR - 89151E109 - MINOR = 54 (CONTINUED)				
03/02/10	SOLD 17 SHS TOTAL SA-SPON ADR ON 02/25/2010 AT 55.3312 THRU UBS COMMISSIONS PAID 0.02 TR TRAN#=0000000000000031 TR CD=0 REG=504 PORT=PRIN	102 70		940 61	1003000010
03/16/10	SOLD 1 SH TOTAL SA-SPON ADR ON 03/11/2010 AT 58 577 THRU UBS COMMISSIONS PAID 0 01 TR TRAN#=0000000000000010 TR CD=0 REG=504 PORT=PRIN	9.28		58 57	1003000026
03/16/10	SOLD 15 SHS TOTAL SA-SPON ADR ON 03/11/2010 AT 58.577 THRU U BS COMMISSIONS PAID 0 02 TR TRAN#=0000000000000013 TR CD=0 REG=504 PORT=PRIN	139 30		878 64	1003000027
03/17/10	SOLD 9 SHS TOTAL SA-SPON ADR ON 03/12/2010 AT 58.4306 THRU U BS COMMISSIONS PAID 0.01 TR TRAN#=0000000000000011 TR CD=0 REG=504 PORT=PRIN	82 27		525 87	1003000031
		371.32	0 00	2638.62	
	TOTAL SYSTEMS SERV - 891906109 - MINOR = 3100				
03/11/10	SOLD 16 SHS TOTAL SYSTEMS SERV ON 03/08/2010 AT 14.9738 THRU UBS COMMISSIONS PAID 0 01 TR TRAN#=0000000000000017 TR CD=0 REG=504 PORT=PRIN	17 33		239 57	1003000020
03/11/10	SOLD 28 SHS TOTAL SYSTEMS SERV ON 03/08/2010 AT 14 9738 THRU UBS COMMISSIONS PAID 0 01 TR TRAN#=0000000000000020 TR CD=0 REG=504 PORT=PRIN	36 50		419 26	1003000021
		53 83	0.00	658 83	
	TOYOTA MTR CORP ADR - 892331307 - MINOR = 54				
02/17/10	SOLD 13 SHS TOYOTA MTR CORP ON 02/11/2010 AT 75 8974 THRU UB S COMMISSIONS PAID 0 02 TR TRAN#=0000000000000015 TR CD=0 REG=504 PORT=PRIN	41.28		379.48	1002000013
		41 28	0 00	379 48	
	UNILEVER PLC-SPONSORED ADR - 904767704 - MINOR = 54				
02/23/10	SOLD 7 SHS UNILEVER PLC-SPONSORED ADR ON 02/18/2010 AT 29 82 THRU UBS COMMISSIONS PAID 0 01 TR TRAN#=0000000000000214 TR CD=0 REG=504 PORT=PRIN	74 33		208 73	1002000086
		74 33	0 00	208 73	
	UNITED STATES TREAS NTS 1 625% 01/15/201 - 912828HN3 - MINOR = 30				
02/26/10	SOLD 1,000 UNITS UNITED STATES TREAS NTS 1 625% 01/15/2018 O N 02/25/2010 AT 102 891 THRU UBS TR TRAN#=0000000000000008 TR CD=0 REG=504 PORT=PRIN	17 31		1060.81	1002000097
		17 31	0.00	1060.81	
	UNITED STATES TREAS NTS 2 25% 05/31/2014 - 912828KV1 - MINOR = 30				
06/22/10	SOLD 4,000 UNITS UNITED STATES TREAS NTS 2 25% 05/31/2014 ON 06/21/2010 AT 102 25 THRU UBS TR TRAN#=0000000000000007 TR CD=0 REG=504 PORT=PRIN	65 64		4090.00	1006000019
07/12/10	SOLD 10,000 UNITS UNITED STATES TREAS NTS 2 25% 05/31/2014 O N 07/09/2010 AT 103 164 THRU UBS TR TRAN#=0000000000000007 TR CD=0 REG=504 PORT=PRIN	255 50		10316 40	1007000002
08/02/10	SOLD 7,000 UNITS UNITED STATES TREAS NTS 2 25% 05/31/2014 ON 07/30/2010 AT 104 086 THRU UBS TR TRAN#=0000000000000016 TR CD=0 REG=504 PORT=PRIN	243 39		7286.02	1008000003
		564.53	0 00	21692.42	
	UNITED STATES TREAS NTS 1% 09/30/2011 - 912828LW8 - MINOR = 30				
03/24/10	SOLD 24,000 UNITS UNITED STATES TREAS NTS 1% 09/30/2011 ON O 3/23/2010 AT 100 367 THRU UBS TR TRAN#=0000000000000008 TR CD=0 REG=504 PORT=PRIN	40.04		24088 08	1003000033
		40 04	0 00	24088.08	
	UNITED STATES TREAS NTS 3 625% 02/15/202 - 912828MP2 - MINOR = 30				
11/10/10	SOLD 4,000 UNITS UNITED STATES TREAS NTS 3 625% 02/15/2020 O N 11/09/2010 AT 109.418 THRU UBS TR TRAN#=0000000000000004 TR CD=0 REG=504 PORT=PRIN	200.64		4376 72	1011000009
		200 64	0.00	4376.72	

TAX CODE/DATE	TRANSACTIONS	TAXABLE	INCOME	PRINCIPAL	EDIT NUMBER
45	SHORT-TERM GAIN/LOSS - CURRENT SALES (CONTINUED)				
	UNITED STATES TREAS NTS 1.25% 09/30/2015 - 912828NZ9 - MINOR = 30				
11/10/10	SOLD 1,000 UNITS UNITED STATES TREAS NTS 1 25% 09/30/2015 ON 11/09/2010 AT 100 219 THRU UBS TR TRAN#=000000000000008 TR CD=0 REG=504 PORT=PRIN	1.49		1002 19	1011000010
		1.49	0 00	1002.19	
	US STEEL CORP - 912909108 - MINOR = 50				
04/12/10	SOLD 3 SHS US STEEL CORP ON 04/07/2010 AT 66 99 THRU UBS COM MISSIONS PAID 0.01 TR TRAN#=000000000000341 TR CD=0 REG=504 PORT=PRIN	83.24		200.96	1004000115
		83.24	0.00	200.96	
	UNITED TECHNOLOGIES CORP - 913017109 - MINOR = 50				
02/23/10	SOLD 3 SHS UNITED TECHNOLOGIES CORP ON 02/18/2010 AT 68 22 T HRU UBS COMMISSIONS PAID 0 01 TR TRAN#=000000000000220 TR CD=0 REG=504 PORT=PRIN	73.34		204 65	1002000088
		73 34	0.00	204 65	
	UNIVERSAL HEALTH SVCS INC CL B - 913903100 - MINOR = 50				
11/12/10	SOLD 5 SHS UNIVERSAL HEALTH SVCS INC CL B ON 11/08/2010 AT 4 1.98 THRU UBS COMMISSIONS PAID 0 01 TR TRAN#=000000000000228 TR CD=0 REG=504 PORT=PRIN	57 98		209.89	1011000085
		57.98	0.00	209.89	
	VALMONT INDS INC - 920253101 - MINOR = 3100				
04/12/10	SOLD 2 SHS VALMONT INDS INC ON 04/07/2010 AT 82 85 THRU UBS COMMISSIONS PAID 0 01 TR TRAN#=000000000000350 TR CD=0 REG=504 PORT=PRIN	-6 05		165 69	1004000118
		-6 05	0.00	165 69	
	VERIZON COMMUNICATIONS - 92343V104 - MINOR = 50				
03/09/10	SOLD 2 SHS VERIZON COMMUNICATIONS ON 03/04/2010 AT 29 2304 T HRU UBS COMMISSIONS PAID 0 01 TR TRAN#=000000000000018 TR CD=0 REG=504 PORT=PRIN	-3 49		58 45	1003000012
		-3 49	0.00	58.45	
	VISA INC CL A - 92826C839 - MINOR = 50				
02/23/10	SOLD 3 SHS VISA INC CL A ON 02/18/2010 AT 86 973 THRU UBS CO MMISSIONS PAID 0 01 TR TRAN#=000000000000223 TR CD=0 REG=504 PORT=PRIN	79 81		260.91	1002000089
		79 81	0 00	260 91	
	VORNADO REALTY TRUST (REIT) - 929042109 - MINOR = 69				
04/12/10	SOLD 3 SHS VORNADO RLTY TR ON 04/07/2010 AT 77 06 THRU UBS C OMMISSIONS PAID 0 01 TR TRAN#=000000000000362 TR CD=0 REG=504 PORT=PRIN	46 33		231.17	1004000122
		46.33	0 00	231 17	
	WASTE MANAGEMENT INC - 94106L109 - MINOR = 3100				
02/23/10	SOLD 7 SHS WASTE MANAGEMENT INC ON 02/18/2010 AT 32.90 THRU UBS COMMISSIONS PAID 0 01 TR TRAN#=000000000000229 TR CD=0 REG=504 PORT=PRIN	40.11		230.29	1002000091
		40.11	0 00	230 29	
	WESTERN DIGITAL CORP - 958102105 - MINOR = 50				
02/23/10	SOLD 8 SHS WESTERN DIGITAL CORP ON 02/18/2010 AT 43 39 THRU UBS COMMISSIONS PAID 0 01 TR TRAN#=000000000000232 TR CD=0 REG=504 PORT=PRIN	55 39		347.11	1002000092
10/26/10	SOLD 18 SHS WESTERN DIGITAL CORP ON 10/21/2010 AT 30.3641 TH RU UBS COMMISSIONS PAID 0 01 TR TRAN#=000000000000005 TR CD=0 REG=504 PORT=PRIN	-58 23		546.54	1010000015
		-2 84	0.00	893.65	
	XTO ENERGY INC - 98385X106 - MINOR = 50				
01/11/10	SOLD 10 SHS XTO ENERGY INC ON 01/06/2010 AT 47 9925 THRU UBS COMMISSIONS PAID 0 02 TR TRAN#=000000000000021 TR CD=0 REG=504 PORT=PRIN	139.83		479 91	1001000005

TAX CODE/DATE	TRANSACTIONS	TAXABLE	INCOME	PRINCIPAL	EDIT NUMBER
45 SHORT-TERM GAIN/LOSS - CURRENT SALES (CONTINUED)					
XTO ENERGY INC - 98385X106 - MINOR = 50 (CONTINUED)					
01/21/10	SOLD 12 SHS XTO ENERGY INC ON 01/15/2010 AT 47.3822 THRU UBS COMMISSIONS PAID 0 01 TR TRAN#=000000000000013 TR CD=0 REG=504 PORT=PRIN	160 49		568 58	1001000012
		300 32	0.00	1048.49	
XILINX INC - 983919101 - MINOR = 3100					
02/23/10	SOLD 13 SHS XILINX INC ON 02/18/2010 AT 25.57 THRU UBS COMMI SSIONS PAID 0 01 TR TRAN#=000000000000235 TR CD=0 REG=504 PORT=PRIN	45 05		332 40	1002000093
		45 05	0 00	332.40	
INVESCO LTD - G491BT108 - MINOR = 54					
02/23/10	SOLD 11 SHS INVESCO LTD ON 02/18/2010 AT 19 4706 THRU UBS CO MMISSIONS PAID 0 01 TR TRAN#=000000000000001 TR CD=0 REG=504 PORT=PRIN	62.26		214 17	1002000016
04/16/10	SOLD 18 SHS INVESCO LTD ON 04/13/2010 AT 22 1905 THRU UBS CO MMISSIONS PAID 0 01 TR TRAN#=000000000000004 TR CD=0 REG=504 PORT=PRIN	16 76		44 38	1004000132
		79 02	0.00	258 55	
ACE LIMITED - H0023R105 - MINOR = 54					
03/24/10	SOLD 9 SHS ACE LTD ON 03/19/2010 AT 52 4235 THRU UBS COMMISS IONS PAID 0 01 TR TRAN#=000000000000001 TR CD=0 REG=504 PORT=PRIN	131 15		471 80	1003000032
		131.15	0 00	471 80	
FOSTER WHEELER AG - H27178104 - MINOR = 54					
02/17/10	SOLD 10 SHS FOSTER WHEELER AG ON 02/11/2010 AT 26.90 THRU UB S COMMISSIONS PAID 0 01 TR TRAN#=000000000000003 TR CD=0 REG=504 PORT=PRIN	-24.67		268.99	1002000009
03/12/10	SOLD 19 SHS FOSTER WHEELER AG ON 03/09/2010 AT 26 5633 THRU UBS COMMISSIONS PAID 0.01 TR TRAN#=000000000000005 TR CD=0 REG=504 PORT=PRIN	-53.27		504 69	1003000022
03/12/10	SOLD 27 SHS FOSTER WHEELER AG ON 03/09/2010 AT 26.5633 THRU UBS COMMISSIONS PAID 0 01 TR TRAN#=000000000000008 TR CD=0 REG=504 PORT=PRIN	-56 38		717 20	1003000023
		-134.32	0.00	1490.88	
TRANSOCEAN LTD - H8817H100 - MINOR = 54					
02/23/10	SOLD 2 SHS TRANSOCEAN LTD ON 02/18/2010 AT 83 506 THRU UBS C OMMISSIONS PAID 0 01 TR TRAN#=000000000000004 TR CD=0 REG=504 PORT=PRIN	32 28		167 00	1002000017
06/03/10	SOLD 2 SHS TRANSOCEAN LTD ON 05/28/2010 AT 56 7993 THRU UBS COMMISSIONS PAID 0 01 TR TRAN#=000000000000009 TR CD=0 REG=504 PORT=PRIN	-52 43		113 59	1006000001
06/03/10	SOLD 11 SHS TRANSOCEAN LTD ON 05/28/2010 AT 56.7993 THRU UBS COMMISSIONS PAID 0 02 TR TRAN#=000000000000012 TR CD=0 REG=504 PORT=PRIN	-116 22		624.77	1006000002
		-136.37	0.00	905.36	
TOTAL CODE 45 - SHORT-TERM GAIN/LOSS - CURRENT SALES		8993 57	0.00	194342 92	

509 LONG-TERM 15% GAIN/LOSS - CURRENT SALES

ABB LTD SPONSORED ADR - 000375204 - MINOR = 54

02/23/10	SOLD 14 SHS ABB LTD SPON ADR SPONSORED ADR ON 02/18/2010 AT 19 89 THRU UBS COMMISSIONS PAID 0 01 TR TRAN#=000000000000007 TR CD=0 REG=504 PORT=PRIN	-32 71		278 45	1002000018
04/12/10	SOLD 15 SHS ABB LTD SPON ADR SPONSORED ADR ON 04/07/2010 AT 21 9725 THRU UBS COMMISSIONS PAID 0 01 TR TRAN#=000000000000007 TR CD=0 REG=504 PORT=PRIN	-3.81		329.58	1004000005
11/12/10	SOLD 2 SHS ABB LTD SPON ADR SPONSORED ADR ON 11/08/2010 AT 2 1 45 THRU UBS COMMISSIONS PAID 0 01 TR TRAN#=000000000000006 TR CD=0 REG=504 PORT=PRIN	-1.56		42.89	1011000012

TAX CODE/DATE	TRANSACTIONS	TAXABLE	INCOME	PRINCIPAL	EDIT NUMBER
509	LONG-TERM 15% GAIN/LOSS - CURRENT SALES (CONTINUED) ABB LTD SPONSORED ADR - 000375204 - MINOR = 54 (CONTINUED)				
11/12/10	SOLD 13 SHS ABB LTD SPON ADR SPONSORED ADR ON 11/08/2010 AT 21 45 THRU UBS COMMISSIONS PAID 0 01 TR TRAN#=000000000000009 TR CD=0 REG=504 PORT=PRIN	-10.10		278 84	1011000013
		-48 18	0 00	929 76	
	AT&T INC - 00206R102 - MINOR = 3100				
02/09/10	SOLD 17 SHS AT&T INC ON 02/04/2010 AT 25.1001 THRU UBS COMMI SSIONS PAID 0.01 TR TRAN#=000000000000009 TR CD=0 REG=504 PORT=PRIN	1 09		25 10	1002000005
03/09/10	SOLD 16 SHS AT&T INC ON 03/04/2010 AT 24 9235 THRU UBS COMMI SSIONS PAID 0 01 TR TRAN#=000000000000015 TR CD=0 REG=504 PORT=PRIN	14.68		398 77	1003000011
10/28/10	SOLD 6 SHS AT&T INC ON 10/25/2010 AT 28.4508 THRU UBS COMMIS SSIONS PAID 0 01 TR TRAN#=000000000000001 TR CD=0 REG=504 PORT=PRIN	26 65		170 69	1010000020
		42 42	0 00	594 56	
	AARON RENTS INC - 002535201 - MINOR = 50				
09/24/10	SOLD 19 SHS AARON RENTS INC CL B ON 09/21/2010 AT 17 51 THRU UBS COMMISSIONS PAID 0 01 TR TRAN#=000000000000003 TR CD=0 REG=504 PORT=PRIN	-3.75		332 68	1009000012
		-3.75	0 00	332 68	
	AFFILIATED MANAGERS GROUP INC - 008252108 - MINOR = 50				
04/12/10	SOLD 1 SH AFFILIATED MANAGERS GROUP INC ON 04/07/2010 AT 82 2325 THRU UBS COMMISSIONS PAID 0 01 TR TRAN#=000000000000013 TR CD=0 REG=504 PORT=PRIN	40.15		82.22	1004000007
04/12/10	SOLD 2 SHS AFFILIATED MANAGERS GROUP INC ON 04/07/2010 AT 82 .2325 THRU UBS COMMISSIONS PAID 0 01 TR TRAN#=000000000000016 TR CD=0 REG=504 PORT=PRIN	85 20		164 46	1004000008
11/12/10	SOLD 3 SHS AFFILIATED MANAGERS GROUP INC ON 11/08/2010 AT 91 0175 THRU UBS COMMISSIONS PAID 0 01 TR TRAN#=000000000000012 TR CD=0 REG=504 PORT=PRIN	154 16		273.04	1011000014
		279 51	0 00	519 72	
	AGRIUM INC FORMERLY COMINCO FERTILIZERS - 008916108 - MINOR = 54				
10/28/10	SOLD 3 SHS AGRIMUM INC ADR ON 10/25/2010 AT 87 52 THRU UBS CO MMISSIONS PAID 0 01 TR TRAN#=000000000000004 TR CD=0 REG=504 PORT=PRIN	151.10		262 55	1010000021
		151 10	0 00	262.55	
	AIR PRODUCTS & CHEMICAL INC - 009158106 - MINOR = 50				
04/12/10	SOLD 4 SHS AIR PRODUCTS & CHEMICAL INC ON 04/07/2010 AT 74 0 7 THRU UBS COMMISSIONS PAID 0 01 TR TRAN#=000000000000019 TR CD=0 REG=504 PORT=PRIN	66.55		296 27	1004000009
		66.55	0 00	296.27	
	ALBERTO-CULVER CO NEW - 013078100 - MINOR = 50				
10/25/10	SOLD 5 SHS ALBERTO-CULVER CO NEW ON 10/20/2010 AT 37 49 THRU UBS COMMISSIONS PAID 0 01 TR TRAN#=000000000000005 TR CD=0 REG=504 PORT=PRIN	76.39		187.44	1010000013
10/25/10	SOLD 9 SHS ALBERTO-CULVER CO NEW ON 10/20/2010 AT 37 49 THRU UBS COMMISSIONS PAID 0 01 TR TRAN#=000000000000008 TR CD=0 REG=504 PORT=PRIN	138 68		337 40	1010000014
11/02/10	SOLD 16 SHS ALBERTO-CULVER CO NEW ON 10/28/2010 AT 37 26 THR U UBS COMMISSIONS PAID 0 02 TR TRAN#=000000000000007 TR CD=0 REG=504 PORT=PRIN	242 86		596 14	1011000001
		457 93	0.00	1120.98	
	AMERICAN EXPRESS CO - 025816109 - MINOR = 50				
10/28/10	SOLD 1 SH AMERICAN EXPRESS CO ON 10/25/2010 AT 39.4116 THRU UBS COMMISSIONS PAID 0.01 TR TRAN#=000000000000007 TR CD=0 REG=504 PORT=PRIN	4.37		39 40	1010000022
10/28/10	SOLD 4 SHS AMERICAN EXPRESS CO ON 10/25/2010 AT 39 4116 THRU UBS COMMISSIONS PAID 0 01 TR TRAN#=000000000000010 TR CD=0 REG=504 PORT=PRIN	24 12		157 64	1010000023

TAX CODE/DATE	TRANSACTIONS	TAXABLE	INCOME	PRINCIPAL	EDIT NUMBER
509	LONG-TERM 15% GAIN/LOSS - CURRENT SALES (CONTINUED) AMERICAN EXPRESS CO - 025816109 - MINOR = 50 (CONTINUED)				
		28.49	0 00	197 04	
	AMETEK INC NEW - 031100100 - MINOR = 50				
04/12/10	SOLD 6 SHS AMETEK INC ON 04/07/2010 AT 42 00 THRU UBS COMMIS SIONS PAID 0 01 TR TRAN#=000000000000025 TR CD=0 REG=504 PORT=PRIN	62.75		251 99	1004000011
		62 75	0 00	251 99	
	AMGEN INC - 031162100 - MINOR = 50				
02/23/10	SOLD 4 SHS AMGEN INC ON 02/18/2010 AT 57.29 THRU UBS COMMISS IONS PAID 0 01 TR TRAN#=000000000000025 TR CD=0 REG=504 PORT=PRIN	10 36		171.86	1002000024
04/12/10	SOLD 4 SHS AMGEN INC ON 04/07/2010 AT 60 28 THRU UBS COMMISS IONS PAID 0 01 TR TRAN#=000000000000028 TR CD=0 REG=504 PORT=PRIN	40 68		241.11	1004000012
04/13/10	SOLD 3 SHS AMGEN INC ON 04/08/2010 AT 60 5169 THRU UBS COMM SSIONS PAID 0 01 TR TRAN#=000000000000005 TR CD=0 REG=504 PORT=PRIN	36 83		181 54	1004000128
04/13/10	SOLD 26 SHS AMGEN INC ON 04/08/2010 AT 60.5169 THRU UBS COMM ISSIONS PAID 0 03 TR TRAN#=000000000000008 TR CD=0 REG=504 PORT=PRIN	319.22		1573 41	1004000129
		407 09	0 00	2167.92	
	ANADARKO PETROLEUM CORP COMMON - 032511107 - MINOR = 54				
04/12/10	SOLD 3 SHS ANADARKO PETE CORP ON 04/07/2010 AT 72 34 THRU UB S COMMISSIONS PAID 0.01 TR TRAN#=000000000000031 TR CD=0 REG=504 PORT=PRIN	95.96		217 01	1004000013
06/15/10	SOLD 14 SHS ANADARKO PETE CORP ON 06/10/2010 AT 38 9937 THRU UBS COMMISSIONS PAID 0 01 TR TRAN#=000000000000010 TR CD=0 REG=504 PORT=PRIN	-4 07		116 98	1006000011
06/15/10	SOLD 14 SHS ANADARKO PETE CORP ON 06/10/2010 AT 38.9937 THRU UBS COMMISSIONS PAID 0 01 TR TRAN#=000000000000014 TR CD=0 REG=504 PORT=PRIN	-14.58		545 90	1006000012
		77.31	0 00	879.89	
	ANGLO AMERICAN PLC ADR - 03485P201 - MINOR = 54				
04/12/10	SOLD 8 SHS ANGLO AMERICAN PLC ADR ON 04/07/2010 AT 22 36 THR U UBS COMMISSIONS PAID 0 01 TR TRAN#=000000000000034 TR CD=0 REG=504 PORT=PRIN	100 65		178 87	1004000014
		100 65	0.00	178.87	
	ANSYS INC - 03662Q105 - MINOR = 50				
04/12/10	SOLD 5 SHS ANSYS INC ON 04/07/2010 AT 43 51 THRU UBS COMMISS IONS PAID 0 01 TR TRAN#=000000000000037 TR CD=0 REG=504 PORT=PRIN	91.66		217.54	1004000015
		91 66	0 00	217 54	
	APACHE CORP - 037411105 - MINOR = 3100				
10/28/10	SOLD 3 SHS APACHE CORP ON 10/25/2010 AT 101 76 THRU UBS COMM ISSIONS PAID 0 01 TR TRAN#=000000000000013 TR CD=0 REG=504 PORT=PRIN	34 74		305.27	1010000024
		34 74	0.00	305.27	
	APPLE COMPUTER INC - 037833100 - MINOR = 3100				
04/12/10	SOLD 2 SHS APPLE INC ON 04/07/2010 AT 240.00 THRU UBS COMMIS SIONS PAID 0 01 TR TRAN#=000000000000040 TR CD=0 REG=504 PORT=PRIN	263 88		479 99	1004000016
11/12/10	SOLD 1 SH APPLE INC ON 11/08/2010 AT 319.2675 THRU UBS COMM SSIONS PAID 0.01 TR TRAN#=000000000000021 TR CD=0 REG=504 PORT=PRIN	211 20		319.26	1011000017
		475 08	0 00	799 25	
	APTARGROUP INC - 038336103 - MINOR = 50				

TAX CODE/DATE	TRANSACTIONS	TAXABLE	INCOME	PRINCIPAL	EDIT NUMBER
509	LONG-TERM 15% GAIN/LOSS - CURRENT SALES (CONTINUED) APTARGROUP INC - 038336103 - MINOR = 50 (CONTINUED)				
04/12/10	SOLD 6 SHS APTARGROUP INC ON 04/07/2010 AT 39 71 THRU UBS CO MMISSIONS PAID 0 01 TR TRAN#=000000000000043 TR CD=0 REG=504 PORT=PRIN	52 43		238.25	1004000017
		52 43	0 00	238.25	
	ASTRAZENECA PLC SPON ADR - 046353108 - MINOR = 54				
11/12/10	SOLD 5 SHS ASTRAZENECA PLC SPON ADR ON 11/08/2010 AT 49 70 T HRU UBS COMMISSIONS PAID 0 01 TR TRAN#=000000000000024 TR CD=0 REG=504 PORT=PRIN	70 24		248.49	1011000018
		70 24	0 00	248.49	
	ATLAS COPCO AB SPON ADR REPSTG CL B - 049255805 - MINOR = 54				
04/12/10	SOLD 17 SHS ATLAS COPCO AB SPON ADR REPSTG CL B ON 04/07/201 0 AT 14 40 THRU UBS COMMISSIONS PAID 0.01 TR TRAN#=000000000000049 TR CD=0 REG=504 PORT=PRIN	122 39		244.79	1004000019
		122 39	0 00	244 79	
	AXA-UAP SPON ADR ONE ADR REPRESENTS 1/2 SHR - 054536107 - MINOR = 54				
11/12/10	SOLD 12 SHS AXA SA ONE ADR REPRESENTS 1/2 SHR FORMERLY AXA S A SPONSORED ADR ON 11/08/2010 AT 18.95 THRU UBS COMMISSIONS PAID 0 01 TR TRAN#=000000000000027 TR CD=0 REG=504 PORT=PRIN	77 27		227 39	1011000019
12/21/10	SOLD 9 SHS AXA SA ONE ADR REPRESENTS 1/2 SHR FORMERLY AXA SA SPONSORED ADR ON 12/16/2010 AT 16 6612 THRU UBS COMMISSIONS PAID 0 01 TR TRAN#=000000000000005 TR CD=0 REG=504 PORT=PRIN	37.35		149 94	1012000013
12/21/10	SOLD 52 SHS AXA SA ONE ADR REPRESENTS 1/2 SHR FORMERLY AXA S A SPONSORED ADR ON 12/16/2010 AT 16.6612 THRU UBS COMMISSION S PAID 0.02 TR TRAN#=000000000000008 TR CD=0 REG=504 PORT=PRIN	269 43		866 36	1012000014
		384 05	0.00	1243 69	
	BANCO SANTANDER CENTRAL SPON ADR - 05964H105 - MINOR = 54				
04/12/10	SOLD 7 SHS BANCO SANTANDER CENTRAL SPON ADR ON 04/07/2010 AT 13 5925 THRU UBS COMMISSIONS PAID 0 01 TR TRAN#=000000000000052 TR CD=0 REG=504 PORT=PRIN	45 65		95 14	1004000020
04/12/10	SOLD 17 SHS BANCO SANTANDER CENTRAL SPON ADR ON 04/07/2010 A T 13 5925 THRU UBS COMMISSIONS PAID 0 01 TR TRAN#=000000000000055 TR CD=0 REG=504 PORT=PRIN	110 87		231 06	1004000021
05/11/10	SOLD 96 SHS BANCO SANTANDER CENTRAL SPON ADR ON 05/06/2010 A T 9 97 THRU UBS COMMISSIONS PAID 0 02 TR TRAN#=000000000000001 TR CD=0 REG=504 PORT=PRIN	258 09		887 31	1005000007
05/12/10	SOLD 13 SHS BANCO SANTANDER CENTRAL SPON ADR ON 05/07/2010 A T 9 8411 THRU UBS COMMISSIONS PAID 0 01 TR TRAN#=000000000000003 TR CD=0 REG=504 PORT=PRIN	36.01		127 92	1005000008
05/12/10	SOLD 139 SHS BANCO SANTANDER CENTRAL SPON ADR ON 05/07/2010 AT 9.8411 THRU UBS COMMISSIONS PAID 0.03 TR TRAN#=000000000000006 TR CD=0 REG=504 PORT=PRIN	470 01		1367 88	1005000009
		920 63	0 00	2709 31	
	BANK OF AMERICA CORP 6 25% 04/15/2012 - 060505AQ7 - MINOR = 45				
08/27/10	SOLD 11,000 UNITS BANK OF AMERICA CORP 6 25% 04/15/2012 ON 0 8/24/2010 AT 106 745 THRU UBS TR TRAN#=000000000000009 TR CD=0 REG=504 PORT=PRIN	1179 31		11741 95	1008000027
		1179.31	0.00	11741 95	
	BARD C R INC - 067383109 - MINOR = 50				
09/20/10	SOLD 5 SHS BARD C R INC ON 09/15/2010 AT 79.7838 THRU UBS CO MMISSIONS PAID 0 01 TR TRAN#=000000000000003 TR CD=0 REG=504 PORT=PRIN	6 71		398 91	1009000004
09/20/10	SOLD 16 SHS BARD C R INC ON 09/15/2010 AT 79.7838 THRU UBS C OMISSIONS PAID 0.03 TR TRAN#=000000000000006 TR CD=0 REG=504 PORT=PRIN	361 93		1276 51	1009000005
		368 64	0 00	1675.42	
	BARCLAYS PLC ADR - 06738E204 - MINOR = 54				

TAX CODE/DATE	TRANSACTIONS	TAXABLE	INCOME	PRINCIPAL	EDIT NUMBER
509	LONG-TERM 15% GAIN/LOSS - CURRENT SALES (CONTINUED) BARCLAYS PLC ADR - 06738E204 - MINOR = 54 (CONTINUED)				
11/12/10	SOLD 10 SHS BARCLAYS PLC ADR ON 11/08/2010 AT 18 56 THRU UBS COMMISSIONS PAID 0 01 TR TRAN#=000000000000033 TR CD=0 REG=504 PORT=PRIN	-49 59		185 59	1011000021
		-49 59	0.00	185.59	
	BEST BUY INC - 086516101 - MINOR = 3100				
04/12/10	SOLD 4 SHS BEST BUY ON 04/07/2010 AT 44.20 THRU UBS COMMISSI ONS PAID 0 01 TR TRAN#=000000000000064 TR CD=0 REG=504 PORT=PRIN	21 19		176.79	1004000024
07/19/10	SOLD 11 SHS BEST BUY ON 07/14/2010 AT 34.943 THRU UBS COMMIS SIONS PAID 0 01 TR TRAN#=000000000000003 TR CD=0 REG=504 PORT=PRIN	-43.54		384.36	1007000008
09/20/10	SOLD 8 SHS BEST BUY ON 09/15/2010 AT 36.8145 THRU UBS COMMIS SIONS PAID 0 01 TR TRAN#=000000000000009 TR CD=0 REG=504 PORT=PRIN	1 64		294 51	1009000006
		-20 71	0.00	855 66	
	BHP LIMITED SPONS ADR - 088606108 - MINOR = 54				
04/12/10	SOLD 5 SHS BHP BILLITON LTD SPON ADR ON 04/07/2010 AT 80.450 6 THRU UBS COMMISSIONS PAID 0 01 TR TRAN#=000000000000067 TR CD=0 REG=504 PORT=PRIN	175 64		402.24	1004000025
		175 64	0.00	402 24	
	BIO RAD LABS INC CL A - 090572207 - MINOR = 50				
02/23/10	SOLD 2 SHS BIO RAD LABORATORIES INC CL A ON 02/18/2010 AT 95 92 THRU UBS COMMISSIONS PAID 0 01 TR TRAN#=000000000000050 TR CD=0 REG=504 PORT=PRIN	92 09		191 83	1002000032
		92.09	0 00	191 83	
	BLACKBAUD INC - 09227Q100 - MINOR = 3100				
09/24/10	SOLD 2 SHS BLACKBAUD INC ON 09/21/2010 AT 23 2798 THRU UBS C OMISSIONS PAID 0 01 TR TRAN#=000000000000006 TR CD=0 REG=504 PORT=PRIN	21.83		46.55	1009000013
09/24/10	SOLD 8 SHS BLACKBAUD INC ON 09/21/2010 AT 23 2798 THRU UBS C OMISSIONS PAID 0 01 TR TRAN#=000000000000009 TR CD=0 REG=504 PORT=PRIN	90.33		186.23	1009000014
11/12/10	SOLD 5 SHS BLACKBAUD INC ON 11/08/2010 AT 26 777 THRU UBS CO MMISSIONS PAID 0.01 TR TRAN#=000000000000036 TR CD=0 REG=504 PORT=PRIN	79 48		133 88	1011000022
11/12/10	SOLD 6 SHS BLACKBAUD INC ON 11/08/2010 AT 26.777 THRU UBS CO MMISSIONS PAID 0 01 TR TRAN#=000000000000039 TR CD=0 REG=504 PORT=PRIN	95 37		160 65	1011000023
		287 01	0 00	527 31	
	BOC HONG KONG HLDGS LTD ADR - 096813209 - MINOR = 54				
10/28/10	SOLD 3 SHS BOC HONG KONG HLDGS LTD ADR ON 10/25/2010 AT 64 7 0 THRU UBS COMMISSIONS PAID 0.01 TR TRAN#=000000000000019 TR CD=0 REG=504 PORT=PRIN	62 18		194 09	1010000026
12/17/10	SOLD 9 SHS BOC HONG KONG HLDGS LTD ADR ON 12/14/2010 AT 65 9 284 THRU UBS COMMISSIONS PAID 0.02 TR TRAN#=000000000000003 TR CD=0 REG=504 PORT=PRIN	197.61		593 34	1012000007
12/17/10	SOLD 14 SHS BOC HONG KONG HLDGS LTD ADR ON 12/14/2010 AT 65. 9284 THRU UBS COMMISSIONS PAID 0.02 TR TRAN#=000000000000006 TR CD=0 REG=504 PORT=PRIN	497 03		922 98	1012000008
		756 82	0.00	1710 41	
	BOSTON SCIENTIFIC CORP - 101137107 - MINOR = 50				
04/12/10	SOLD 4 SHS BOSTON SCIENTIFIC CORP ON 04/07/2010 AT 7 1025 TH RU UBS COMMISSIONS PAID 0 01 TR TRAN#=000000000000073 TR CD=0 REG=504 PORT=PRIN	-41 32		28.40	1004000027
04/12/10	SOLD 22 SHS BOSTON SCIENTIFIC CORP ON 04/07/2010 AT 7.1025 T HRU UBS COMMISSIONS PAID 0.01 TR TRAN#=000000000000076 TR CD=0 REG=504 PORT=PRIN	-227.22		156.25	1004000028
05/03/10	SOLD 53 SHS BOSTON SCIENTIFIC CORP ON 04/28/2010 AT 6 9734 T HRU UBS COMMISSIONS PAID 0.01 TR TRAN#=000000000000007 TR CD=0 REG=504 PORT=PRIN	-63.22		369 58	1005000001

TAX CODE/DATE	TRANSACTIONS	TAXABLE	INCOME	PRINCIPAL	EDIT NUMBER
509	LONG-TERM 15% GAIN/LOSS - CURRENT SALES (CONTINUED) BOSTON SCIENTIFIC CORP - 101137107 - MINOR = 50 (CONTINUED)				
		-331 76	0.00	554.23	
	BRISTOL MYERS SQUIBB CO - 110122108 - MINOR = 3100				
05/03/10	SOLD 29 SHS BRISTOL MYERS SQUIBB CO ON 04/28/2010 AT 24.4246 THRU UBS COMMISSIONS PAID 0 02 TR TRAN#=000000000000010 TR CD=0 REG=504 PORT=PRIN	115 66		708 29	1005000002
		115 66	0.00	708 29	
	BRITISH AMERN TOB PLC SPONSORED ADR - 110448107 - MINOR = 54				
04/12/10	SOLD 4 SHS BRITISH AMERN TOB PLC SPONSORED ADR ON 04/07/2010 AT 69 23 THRU UBS COMMISSIONS PAID 0.01 TR TRAN#=000000000000082 TR CD=0 REG=504 PORT=PRIN	90.43		276 91	1004000030
10/28/10	SOLD 2 SHS BRITISH AMERN TOB PLC SPONSORED ADR ON 10/25/2010 AT 77 0035 THRU UBS COMMISSIONS PAID 0.01 TR TRAN#=000000000000022 TR CD=0 REG=504 PORT=PRIN	60.76		154.00	1010000027
11/12/10	SOLD 3 SHS BRITISH AMERN TOB PLC SPONSORED ADR ON 11/08/2010 AT 79 14 THRU UBS COMMISSIONS PAID 0 01 TR TRAN#=000000000000048 TR CD=0 REG=504 PORT=PRIN	97 55		237.41	1011000026
		248 74	0 00	668.32	
	CAMERON INTL CORP - 13342B105 - MINOR = 50				
04/12/10	SOLD 7 SHS CAMERON INTL CORP ON 04/07/2010 AT 44 94 THRU UBS COMMISSIONS PAID 0 01 TR TRAN#=000000000000085 TR CD=0 REG=504 PORT=PRIN	57 68		314 57	1004000031
11/12/10	SOLD 4 SHS CAMERON INTL CORP ON 11/08/2010 AT 45 96 THRU UBS COMMISSIONS PAID 0 01 TR TRAN#=000000000000051 TR CD=0 REG=504 PORT=PRIN	37.03		183.83	1011000027
		94 71	0 00	498.40	
	CARMAX INC - 143130102 - MINOR = 50				
11/08/10	SOLD 3 SHS CARMAX INC ON 11/03/2010 AT 31 391 THRU UBS COMMI SSIONS PAID 0 01 TR TRAN#=000000000000003 TR CD=0 REG=504 PORT=PRIN	56 75		94 16	1011000004
11/08/10	SOLD 9 SHS CARMAX INC ON 11/03/2010 AT 31.391 THRU UBS COMMI SSIONS PAID 0 01 TR TRAN#=000000000000006 TR CD=0 REG=504 PORT=PRIN	171 13		282 51	1011000005
12/20/10	SOLD 6 SHS CARMAX INC ON 12/15/2010 AT 34.7565 THRU UBS COMM ISSIONS PAID 0 01 TR TRAN#=000000000000005 TR CD=0 REG=504 PORT=PRIN	135.39		208.53	1012000009
		363.27	0 00	585 20	
	CARNIVAL CORP - 143658300 - MINOR = 54				
10/28/10	SOLD 4 SHS CARNIVAL CORP ON 10/25/2010 AT 40 6816 THRU UBS C OMMISSIONS PAID 0 01 TR TRAN#=000000000000025 TR CD=0 REG=504 PORT=PRIN	29 11		162 72	1010000028
		29 11	0 00	162 72	
	CENTRAL EUROPEAN DISTR CORP - 153435102 - MINOR = 3100				
11/12/10	SOLD 6 SHS CENTRAL EUROPEAN DISTR CORP ON 11/08/2010 AT 25 7 4 THRU UBS COMMISSIONS PAID 0.01 TR TRAN#=000000000000060 TR CD=0 REG=504 PORT=PRIN	-34 34		154.43	1011000030
		-34.34	0 00	154.43	
	CERNER CORP - 156782104 - MINOR = 3100				
02/23/10	SOLD 3 SHS CERNER CORP ON 02/18/2010 AT 81 41 THRU UBS COMMI SSIONS PAID 0 01 TR TRAN#=000000000000065 TR CD=0 REG=504 PORT=PRIN	107 83		244.22	1002000037
11/12/10	SOLD 3 SHS CERNER CORP ON 11/08/2010 AT 88 29 THRU UBS COMMI SSIONS PAID 0 01 TR TRAN#=000000000000063 TR CD=0 REG=504 PORT=PRIN	135 22		264.86	1011000031
		243 05	0.00	509 08	
	CHEVRONTEXACO CORP - 166764100 - MINOR = 50				

TAX CODE/DATE	TRANSACTIONS	TAXABLE	INCOME	PRINCIPAL	EDIT NUMBER
509	LONG-TERM 15% GAIN/LOSS - CURRENT SALES (CONTINUED) CHEVRONTXACO CORP - 166764100 - MINOR = 50 (CONTINUED)				
02/23/10	SOLD 3 SHS CHEVRON CORPORATION ON 02/18/2010 AT 73.62 THRU U BS COMMISSIONS PAID 0.01 TR TRAN#=0000000000000068 TR CD=0 REG=504 PORT=PRIN	13.47		220 85	1002000038
04/12/10	SOLD 3 SHS CHEVRON CORPORATION ON 04/07/2010 AT 77.1525 THRU UBS COMMISSIONS PAID 0 01 TR TRAN#=0000000000000094 TR CD=0 REG=504 PORT=PRIN	27.72		231 45	1004000034
04/23/10	SOLD 4 SHS CHEVRON CORPORATION ON 04/20/2010 AT 82 08 THRU U BS COMMISSIONS PAID 0 01 TR TRAN#=0000000000000003 TR CD=0 REG=504 PORT=PRIN	56.67		328 31	1004000136
04/23/10	SOLD 6 SHS CHEVRON CORPORATION ON 04/20/2010 AT 82 08 THRU U BS COMMISSIONS PAID 0 01 TR TRAN#=0000000000000006 TR CD=0 REG=504 PORT=PRIN	85.01		492 47	1004000137
06/23/10	SOLD 19 SHS CHEVRON CORPORATION ON 06/18/2010 AT 75 5393 THR U UBS COMMISSIONS PAID 0.03 TR TRAN#=0000000000000011 TR CD=0 REG=504 PORT=PRIN	773 10		1435.22	1006000020
		955.97	0 00	2708 30	
	CHURCH & DWIGHT INC - 171340102 - MINOR = 50				
11/12/10	SOLD 1 SH CHURCH & DWIGHT INC ON 11/08/2010 AT 65 95 THRU UB S COMMISSIONS PAID 0 01 TR TRAN#=0000000000000067 TR CD=0 REG=504 PORT=PRIN	13 80		65 94	1011000032
11/12/10	SOLD 2 SHS CHURCH & DWIGHT INC ON 11/08/2010 AT 65 95 THRU U BS COMMISSIONS PAID 0 01 TR TRAN#=0000000000000070 TR CD=0 REG=504 PORT=PRIN	27 69		131 89	1011000033
		41 49	0 00	197 83	
	CISCO SYS INC - 17275R102 - MINOR = 3100				
02/23/10	SOLD 8 SHS CISCO SYS INC ON 02/18/2010 AT 24.28 THRU UBS COM MISSIONS PAID 0 01 TR TRAN#=0000000000000072 TR CD=0 REG=504 PORT=PRIN	22.56		194 23	1002000039
04/12/10	SOLD 11 SHS CISCO SYS INC ON 04/07/2010 AT 26.3122 THRU UBS COMMISSIONS PAID 0 01 TR TRAN#=0000000000000097 TR CD=0 REG=504 PORT=PRIN	53 37		289.42	1004000035
10/28/10	SOLD 8 SHS CISCO SYS INC ON 10/25/2010 AT 23 6907 THRU UBS C OMISSIONS PAID 0.01 TR TRAN#=0000000000000028 TR CD=0 REG=504 PORT=PRIN	17.85		189 52	1010000029
11/12/10	SOLD 2 SHS CISCO SYS INC ON 11/08/2010 AT 24 4235 THRU UBS C OMISSIONS PAID 0 01 TR TRAN#=0000000000000073 TR CD=0 REG=504 PORT=PRIN	5.92		48 84	1011000034
11/12/10	SOLD 5 SHS CISCO SYS INC ON 11/08/2010 AT 24.4235 THRU UBS C OMISSIONS PAID 0.01 TR TRAN#=0000000000000076 TR CD=0 REG=504 PORT=PRIN	14.82		122.11	1011000035
		114 52	0 00	844 12	
	CITY NATL CORP - 178566105 - MINOR = 50				
04/12/10	SOLD 4 SHS CITY NATL CORP ON 04/07/2010 AT 55 56 THRU UBS CO MMISSIONS PAID 0 01 TR TRAN#=0000000000000100 TR CD=0 REG=504 PORT=PRIN	86 75		222.23	1004000036
08/03/10	SOLD 4 SHS CITY NATL CORP ON 07/29/2010 AT 56 6405 THRU UBS COMMISSIONS PAID 0 01 TR TRAN#=0000000000000001 TR CD=0 REG=504 PORT=PRIN	91.07		226 55	1008000004
		177.82	0.00	448 78	
	CLOROX CO - 189054109 - MINOR = 3100				
04/12/10	SOLD 1 SH CLOROX CO ON 04/07/2010 AT 63.24 THRU UBS COMMISSI ONS PAID 0 01 TR TRAN#=0000000000000103 TR CD=0 REG=504 PORT=PRIN	4.41		63.23	1004000037
04/12/10	SOLD 3 SHS CLOROX CO ON 04/07/2010 AT 63.24 THRU UBS COMMISS IONS PAID 0.01 TR TRAN#=0000000000000106 TR CD=0 REG=504 PORT=PRIN	13 25		189 71	1004000038
11/23/10	SOLD 19 SHS CLOROX CO ON 11/18/2010 AT 62 8614 THRU UBS COMM ISSIONS PAID 0.03 TR TRAN#=0000000000000003 TR CD=0 REG=504 PORT=PRIN	154 30		1194.34	1011000100
		171 96	0 00	1447 28	

TAX CODE/DATE	TRANSACTIONS	TAXABLE	INCOME	PRINCIPAL	EDIT NUMBER
509	LONG-TERM 15% GAIN/LOSS - CURRENT SALES (CONTINUED) COGNIZANT TECHNOLOGY SOLUTIONS - 192446102 - MINOR = 3100				
02/23/10	SOLD 4 SHS COGNIZANT TECHNOLOGY SOLUTIONS ON 02/18/2010 AT 4 7 27 THRU UBS COMMISSIONS PAID 0.01 TR TRAN#=000000000000075 TR CD=0 REG=504 PORT=PRIN	90 38		189 07	1002000040
10/28/10	SOLD 3 SHS COGNIZANT TECHNOLOGY SOLUTIONS ON 10/25/2010 AT 6 7.36 THRU UBS COMMISSIONS PAID 0 01 TR TRAN#=000000000000031 TR CD=0 REG=504 PORT=PRIN	128 05		202 07	1010000030
11/12/10	SOLD 3 SHS COGNIZANT TECHNOLOGY SOLUTIONS ON 11/08/2010 AT 6 2 91 THRU UBS COMMISSIONS PAID 0 01 TR TRAN#=000000000000079 TR CD=0 REG=504 PORT=PRIN	114 70		188.72	1011000036
		333 13	0.00	579.86	
	COMPANHIA DE BEBIDAS PR ADR - 20441W203 - MINOR = 54				
04/12/10	SOLD 4 SHS COMPANHIA DE BEBIDAS-PR ADR ON 04/07/2010 AT 92.5 225 THRU UBS COMMISSIONS PAID 0 01 TR TRAN#=0000000000000109 TR CD=0 REG=504 PORT=PRIN	101 49		370 08	1004000039
11/12/10	SOLD 2 SHS COMPANHIA DE BEBIDAS-PR ADR ON 11/08/2010 AT 144 1605 THRU UBS COMMISSIONS PAID 0 01 TR TRAN#=000000000000082 TR CD=0 REG=504 PORT=PRIN	154 01		288.31	1011000037
		255.50	0.00	658.39	
	CONOCO FDG CO NT DTD 10/11/01 6 35% 10/15/2011 - 20825UAB0 - MINOR = 47				
08/04/10	REDEEMED 08/03/2010 11,000 UNITS CONOCO FUNDING CO 6 35% 10/ 15/2011 TR TRAN#=000000000000001 TR CD=0 REG=504 PORT=PRIN	-123 05		10690 15	1008000006
		-123 05	0 00	10690 15	
	COPART INC - 217204106 - MINOR = 3100				
04/12/10	SOLD 6 SHS COPART INC ON 04/07/2010 AT 35 79 THRU UBS COMMIS SIONS PAID 0 01 TR TRAN#=0000000000000112 TR CD=0 REG=504 PORT=PRIN	40.32		214 73	1004000040
05/21/10	SOLD 2 SHS COPART INC ON 05/17/2010 AT 37 215 THRU UBS COMMIS SIONS PAID 0 01 TR TRAN#=0000000000000087 TR CD=0 REG=504 PORT=PRIN	16.29		74 42	1005000015
05/21/10	SOLD 6 SHS COPART INC ON 05/17/2010 AT 37 215 THRU UBS COMMIS SIONS PAID 0 01 TR TRAN#=0000000000000090 TR CD=0 REG=504 PORT=PRIN	55 68		223 28	1005000016
		112.29	0 00	512 43	
	DBS GROUP HLDGS LTD SPONSORED ADR - 23304Y100 - MINOR = 54				
04/12/10	SOLD 5 SHS DBS GROUP HLDGS LTD SPONSORED ADR ON 04/07/2010 A T 41 93 THRU UBS COMMISSIONS PAID 0.01 TR TRAN#=0000000000000115 TR CD=0 REG=504 PORT=PRIN	96 64		209 64	1004000041
		96 64	0.00	209 64	
	DANAHER CORP - 235851102 - MINOR = 3100				
02/23/10	SOLD 4 SHS DANAHER CORP ON 02/18/2010 AT 75 473 THRU UBS COM MISSIONS PAID 0 01 TR TRAN#=0000000000000078 TR CD=0 REG=504 PORT=PRIN	102 61		301.88	1002000041
10/28/10	SOLD 4 SHS DANAHER CORP ON 10/25/2010 AT 42.89 THRU UBS COMM ISSIONS PAID 0 01 TR TRAN#=0000000000000034 TR CD=0 REG=504 PORT=PRIN	66 61		171.55	1010000031
		169 22	0.00	473 43	
	DARDEN RESTAURANTS INC - 237194105 - MINOR = 3100				
06/29/10	SOLD 17 SHS DARDEN RESTAURANTS INC ON 06/24/2010 AT 39 4099 THRU UBS COMMISSIONS PAID 0 02 TR TRAN#=0000000000000007 TR CD=0 REG=504 PORT=PRIN	-2 06		669 95	1006000027
		-2.06	0 00	669.95	
	DENTSPLY INTERNATIONAL INC - 249030107 - MINOR = 50				
04/12/10	SOLD 6 SHS DENTSPLY INTERNATIONAL INC ON 04/07/2010 AT 34.30 25 THRU UBS COMMISSIONS PAID 0 01 TR TRAN#=0000000000000121 TR CD=0 REG=504 PORT=PRIN	48 45		205.81	1004000043
		48.45	0.00	205 81	
	DIAGEO PLC SPNSRD ADR NEW - 25243Q205 - MINOR = 54				

TAX CODE/DATE	TRANSACTIONS	TAXABLE	INCOME	PRINCIPAL	EDIT NUMBER
509	LONG-TERM 15% GAIN/LOSS - CURRENT SALES (CONTINUED) DIAGEO PLC SPNSRD ADR NEW - 25243Q205 - MINOR = 54 (CONTINUED)				
10/01/10	SOLD 14 SHS DIAGEO PLC SPNSRD ADR NEW ON 09/28/2010 AT 69.21 07 THRU UBS COMMISSIONS PAID 0 02 TR TRAN#=000000000000009 TR CD=0 REG=504 PORT=PRIN	363 17		968 93	1010000001
		363.17	0 00	968.93	
	DIRECTV CL A - 25490A101 - MINOR = 50				
04/12/10	SOLD 9 SHS DIRECTV CL A ON 04/07/2010 AT 34 6425 THRU UBS CO MMISSIONS PAID 0 01 TR TRAN#=000000000000127 TR CD=0 REG=504 PORT=PRIN	71.42		311 77	1004000045
11/12/10	SOLD 5 SHS DIRECTV CL A ON 11/08/2010 AT 42.7835 THRU UBS CO MMISSIONS PAID 0 01 TR TRAN#=000000000000091 TR CD=0 REG=504 PORT=PRIN	80 39		213.91	1011000040
		151 81	0.00	525.68	
	DOLBY LABORATORIES INC CL A - 25659T107 - MINOR = 3100				
04/12/10	SOLD 5 SHS DOLBY LABORATORIES INC CL A ON 04/07/2010 AT 59.1 6 THRU UBS COMMISSIONS PAID 0.01 TR TRAN#=0000000000000130 TR CD=0 REG=504 PORT=PRIN	122 24		295.79	1004000046
10/28/10	SOLD 5 SHS DOLBY LABORATORIES INC CL A ON 10/25/2010 AT 62.8 935 THRU UBS COMMISSIONS PAID 0 01 TR TRAN#=000000000000037 TR CD=0 REG=504 PORT=PRIN	148 20		314 46	1010000032
		270 44	0 00	610 25	
	E ON AG SPON ADR - 268780103 - MINOR = 54				
09/22/10	SOLD 9 SHS E.ON AG SPON ADR ON 09/17/2010 AT 28 6931 THRU UB S COMMISSIONS PAID 0 01 TR TRAN#=000000000000005 TR CD=0 REG=504 PORT=PRIN	10 01		258 23	1009000007
09/22/10	SOLD 19 SHS E ON AG SPON ADR ON 09/17/2010 AT 28.6931 THRU U BS COMMISSIONS PAID 0.01 TR TRAN#=000000000000008 TR CD=0 REG=504 PORT=PRIN	34.06		545.16	1009000008
		44 07	0 00	803.39	
	ECOLAB INC - 278865100 - MINOR = 3100				
04/12/10	SOLD 6 SHS ECOLAB INC ON 04/07/2010 AT 44 68 THRU UBS COMMIS SIONS PAID 0 01 TR TRAN#=0000000000000136 TR CD=0 REG=504 PORT=PRIN	59.87		268.07	1004000048
		59.87	0.00	268 07	
	ERICSSON LM TEL-SP ADR - 294821608 - MINOR = 54				
08/27/10	SOLD 29 SHS ERICSSON LM TEL-SP ADR ON 08/24/2010 AT 9 89 THR U UBS COMMISSIONS PAID 0 01 TR TRAN#=000000000000012 TR CD=0 REG=504 PORT=PRIN	15 94		286 80	1008000028
		15 94	0 00	286 80	
	EXPRESS SCRIPTS INC CL A - 302182100 - MINOR = 3100				
04/12/10	SOLD 3 SHS EXPRESS SCRIPTS INC CL A ON 04/07/2010 AT 101 472 5 THRU UBS COMMISSIONS PAID 0 01 TR TRAN#=0000000000000139 TR CD=0 REG=504 PORT=PRIN	91 37		304.41	1004000049
		91.37	0.00	304.41	
	EXXON MOBIL CORP COMMON STOCK - 30231G102 - MINOR = 3100				
04/12/10	SOLD 4 SHS EXXON MOBIL CORPORATION ON 04/07/2010 AT 67 17 TH RU UBS COMMISSIONS PAID 0 01 TR TRAN#=0000000000000142 TR CD=0 REG=504 PORT=PRIN	-6 25		268.67	1004000050
06/03/10	SOLD 6 SHS EXXON MOBIL CORPORATION ON 05/28/2010 AT 60 9082 THRU UBS COMMISSIONS PAID 0 01 TR TRAN#=000000000000015 TR CD=0 REG=504 PORT=PRIN	-23 47		182.72	1006000003
08/10/10	SOLD 5 SHS EXXON MOBIL CORPORATION ON 08/05/2010 AT 62 485 T HRU UBS COMMISSIONS PAID 0 01 TR TRAN#=000000000000005 TR CD=0 REG=504 PORT=PRIN	-31.23		312.42	1008000007
08/17/10	SOLD 5 SHS EXXON MOBIL CORPORATION ON 08/12/2010 AT 60.264 T HRU UBS COMMISSIONS PAID 0 01 TR TRAN#=000000000000019 TR CD=0 REG=504 PORT=PRIN	-16.94		120.52	1008000013
		-77 89	0.00	884.33	

TAX CODE/DATE	TRANSACTIONS	TAXABLE	INCOME	PRINCIPAL	EDIT NUMBER
509	LONG-TERM 15% GAIN/LOSS - CURRENT SALES (CONTINUED) FMC TECHNOLOGIES INC - 30249U101 - MINOR = 3100				
04/12/10	SOLD 3 SHS FMC TECHNOLOGIES INC ON 04/07/2010 AT 67 3225 THR U UBS COMMISSIONS PAID 0 01 TR TRAN#=000000000000145 TR CD=0 REG=504 PORT=PRIN	107 43		201.96	1004000051
05/21/10	SOLD 9 SHS FMC TECHNOLOGIES INC ON 05/17/2010 AT 60 2724 THR U UBS COMMISSIONS PAID 0 01 TR TRAN#=000000000000094 TR CD=0 REG=504 PORT=PRIN	258 85		542 44	1005000017
		366 28	0 00	744 40	
	FACTSET RESEARCH SYSTEMS INC - 303075105 - MINOR = 3100				
11/12/10	SOLD 2 SHS FACTSET RESEARCH SYSTEMS INC ON 11/08/2010 AT 88. 487 THRU UBS COMMISSIONS PAID 0.01 TR TRAN#=000000000000100 TR CD=0 REG=504 PORT=PRIN	80.46		176 96	1011000043
		80 46	0 00	176 96	
	FAIR ISSAC CORP - 303250104 - MINOR = 50				
04/12/10	SOLD 7 SHS FAIR ISSAC CORP ON 04/07/2010 AT 25 27 THRU UBS C OMMISSIONS PAID 0.01 TR TRAN#=000000000000148 TR CD=0 REG=504 PORT=PRIN	78 67		176 88	1004000052
		78 67	0.00	176 88	
	FEDERAL NATL MTG ASSN 1.75% 12/28/2012-2 - 31398AB76 - MINOR = 32				
12/29/10	REDEEMED 12/28/2010 10,000 UNITS FEDERAL NATL MTG ASSN 1 75% 12/28/2012-2010 TR TRAN#=000000000000007 TR CD=0 REG=504 PORT=PRIN	5 00		10000.00	1012000019
		5.00	0.00	10000.00	
	FLOWSERVE CORP - 34354P105 - MINOR = 3100				
04/12/10	SOLD 2 SHS FLOWSERVE CORP ON 04/07/2010 AT 114 755 THRU UBS COMMISSIONS PAID 0 01 TR TRAN#=000000000000151 TR CD=0 REG=504 PORT=PRIN	-27.68		229.50	1004000053
		-27 68	0.00	229.50	
	FOMENTO ECONOMIC MEX SPON ADR 1 UNIT (UNIT CONSISTS OF 1 SER B - 344419106 - MINOR = 54				
04/12/10	SOLD 4 SHS FOMENTO ECONOMIC MEX SPON ADR 1 UNIT (UNIT CONSIS TS OF 1 SER B SHS & 2 SER D-B & D-L SHS) ON 04/07/2010 AT 48 435 THRU UBS COMMISSIONS PAID 0 01 TR TRAN#=000000000000154 TR CD=0 REG=504 PORT=PRIN	95 61		193.73	1004000054
		95 61	0 00	193 73	
	FOREST CITY ENTERPRISES INC CL A - 345550107 - MINOR = 50				
04/12/10	SOLD 3 SHS FOREST CITY ENTERPRISES INC CL A ON 04/07/2010 AT 15.3316 THRU UBS COMMISSIONS PAID 0.01 TR TRAN#=000000000000157 TR CD=0 REG=504 PORT=PRIN	31 28		45.98	1004000055
04/12/10	SOLD 19 SHS FOREST CITY ENTERPRISES INC CL A ON 04/07/2010 A T 15.3316 THRU UBS COMMISSIONS PAID 0 01 TR TRAN#=000000000000160 TR CD=0 REG=504 PORT=PRIN	198 20		291 29	1004000056
10/28/10	SOLD 15 SHS FOREST CITY ENTERPRISES INC CL A ON 10/25/2010 A T 14 6617 THRU UBS COMMISSIONS PAID 0 01 TR TRAN#=000000000000041 TR CD=0 REG=504 PORT=PRIN	122 27		219 92	1010000033
		351 75	0 00	557.19	
	FREEPORT-MCMORAN COPPER & GOLD, INC CL B - 35671D857 - MINOR = 50				
10/28/10	SOLD 1 SH FREEPORT-MCMORAN COPPER & GOLD B ON 10/25/2010 AT 96 502 THRU UBS COMMISSIONS PAID 0 01 TR TRAN#=000000000000045 TR CD=0 REG=504 PORT=PRIN	51 45		96 49	1010000034
10/28/10	SOLD 2 SHS FREEPORT-MCMORAN COPPER & GOLD B ON 10/25/2010 AT 96 502 THRU UBS COMMISSIONS PAID 0 01 TR TRAN#=000000000000048 TR CD=0 REG=504 PORT=PRIN	102.90		192.99	1010000035
		154.35	0 00	289 48	
	FRONTIER COMMUNICATIONS CORP - 35906A108 - MINOR = 50				
07/12/10	SOLD 201 SHS FRONTIER COMMUNICATIONS CORP ON 07/02/2010 AT 7 2637 TR TRAN#=000000000000001 TR CD=0 REG=504 PORT=PRIN	-0 14		1 46	1007000001
07/22/10	SOLD 7 SHS FRONTIER COMMUNICATIONS CORP ON 07/19/2010 AT 7 3 136 THRU UBS COMMISSIONS PAID 0.01 TR TRAN#=000000000000001 TR CD=0 REG=504 PORT=PRIN	-3 88		51 19	1007000016

TAX CODE/DATE	TRANSACTIONS	TAXABLE	INCOME	PRINCIPAL	EDIT NUMBER
509	LONG-TERM 15% GAIN/LOSS - CURRENT SALES (CONTINUED) FRONTIER COMMUNICATIONS CORP - 35906A108 - MINOR = 50 (CONTINUED)				
		-4.02	0 00	52.65	
	FUJIFILM HLDGS CORP ADR - 35958N107 - MINOR = 54				
04/12/10	SOLD 7 SHS FUJIFILM HLDGS CORP ADR ON 04/07/2010 AT 35.10 TH RU UBS COMMISSIONS PAID 0 01 TR TRAN#=0000000000000166 TR CD=0 REG=504 PORT=PRIN	85 58		245 69	1004000058
11/12/10	SOLD 8 SHS FUJIFILM HLDGS CORP ADR ON 11/08/2010 AT 34 80 TH RU UBS COMMISSIONS PAID 0 01 TR TRAN#=0000000000000106 TR CD=0 REG=504 PORT=PRIN	95 40		278.39	1011000045
		180.98	0.00	524 08	
	GAP INC - 364760108 - MINOR = 50				
11/08/10	SOLD 61 SHS GAP INC ON 11/03/2010 AT 19.21 THRU UBS COMMISSI ONS PAID 0 02 TR TRAN#=000000000000010 TR CD=0 REG=504 PORT=PRIN	-137 68		1171 79	1011000006
		-137 68	0.00	1171.79	
	GENERAL DYNAMICS CORP - 369550108 - MINOR = 50				
04/12/10	SOLD 4 SHS GENERAL DYNAMICS CORP ON 04/07/2010 AT 76 395 THR U UBS COMMISSIONS PAID 0 01 TR TRAN#=0000000000000169 TR CD=0 REG=504 PORT=PRIN	136 97		305 57	1004000059
		136 97	0.00	305 57	
	GLAXO WELLCOME PLC ADR - 37733W105 - MINOR = 54				
11/12/10	SOLD 6 SHS GLAXOSMITHKLINE PLC ADR ON 11/08/2010 AT 40 49 TH RU UBS COMMISSIONS PAID 0 01 TR TRAN#=0000000000000109 TR CD=0 REG=504 PORT=PRIN	11 43		242.93	1011000046
		11.43	0 00	242 93	
	GOLDMAN SACHS GROUP INC - 38141G104 - MINOR = 50				
07/15/10	SOLD 2 SHS GOLDMAN SACHS GROUP INC ON 07/12/2010 AT 137 3839 THRU UBS COMMISSIONS PAID 0.01 TR TRAN#=000000000000006 TR CD=0 REG=504 PORT=PRIN	-8.78		274.76	1007000004
07/15/10	SOLD 7 SHS GOLDMAN SACHS GROUP INC ON 07/12/2010 AT 137 3839 THRU UBS COMMISSIONS PAID 0 02 TR TRAN#=000000000000009 TR CD=0 REG=504 PORT=PRIN	11 21		961.67	1007000005
		2.43	0 00	1236.43	
	GOOGLE INC CL A - 38259P508 - MINOR = 50				
04/12/10	SOLD 1 SH GOOGLE INC CL A ON 04/07/2010 AT 563.5425 THRU UBS COMMISSIONS PAID 0 01 TR TRAN#=0000000000000178 TR CD=0 REG=504 PORT=PRIN	80.75		563.53	1004000062
		80.75	0.00	563 53	
	GRACO INC - 384109104 - MINOR = 50				
04/12/10	SOLD 6 SHS GRACO INC ON 04/07/2010 AT 32 24 THRU UBS COMMISS IONS PAID 0.01 TR TRAN#=0000000000000181 TR CD=0 REG=504 PORT=PRIN	90 23		193.43	1004000063
		90 23	0 00	193.43	
	HCC INS HLDGS INC - 404132102 - MINOR = 50				
04/12/10	SOLD 8 SHS HCC INS HLDGS INC ON 04/07/2010 AT 27 5425 THRU U BS COMMISSIONS PAID 0 01 TR TRAN#=0000000000000184 TR CD=0 REG=504 PORT=PRIN	16.33		220 33	1004000064
		16 33	0.00	220 33	
	HALLIBURTON CO HLDG - 406216101 - MINOR = 50				
06/15/10	SOLD 26 SHS HALLIBURTON CO ON 06/10/2010 AT 24 2021 THRU UBS COMMISSIONS PAID 0.02 TR TRAN#=0000000000000029 TR CD=0 REG=504 PORT=PRIN	-21 43		96 80	1006000016
11/12/10	SOLD 5 SHS HALLIBURTON CO ON 11/08/2010 AT 33 50 THRU UBS CO MMISSIONS PAID 0 01 TR TRAN#=0000000000000112 TR CD=0 REG=504 PORT=PRIN	19 70		167.49	1011000047
		-1 73	0 00	264.29	

TAX CODE/DATE	TRANSACTIONS	TAXABLE	INCOME	PRINCIPAL	EDIT NUMBER
509	LONG-TERM 15% GAIN/LOSS - CURRENT SALES (CONTINUED) HARRIS CORP DEL - 413875105 - MINOR = 3100				
02/23/10	SOLD 4 SHS HARRIS CORP DEL ON 02/18/2010 AT 46 9007 THRU UBS COMMISSIONS PAID 0 01 TR TRAN#=000000000000102 TR CD=0 REG=504 PORT=PRIN	24.70		187.59	1002000049
11/12/10	SOLD 4 SHS HARRIS CORP DEL ON 11/08/2010 AT 46 16 THRU UBS C OMMISSIONS PAID 0.01 TR TRAN#=000000000000115 TR CD=0 REG=504 PORT=PRIN	21.74		184.63	1011000048
12/10/10	SOLD 2 SHS HARRIS CORP DEL ON 12/07/2010 AT 45 6037 THRU UBS COMMISSIONS PAID 0.01 TR TRAN#=000000000000003 TR CD=0 REG=504 PORT=PRIN	9.76		91.20	1012000003
12/10/10	SOLD 17 SHS HARRIS CORP DEL ON 12/07/2010 AT 45 6037 THRU UB S COMMISSIONS PAID 0 02 TR TRAN#=000000000000006 TR CD=0 REG=504 PORT=PRIN	269.40		775.24	1012000004
		325.60	0.00	1238.66	
	HENRY JACK & ASSOC INC - 426281101 - MINOR = 3100				
04/12/10	SOLD 8 SHS HENRY JACK & ASSOC INC ON 04/07/2010 AT 24 45 THR U UBS COMMISSIONS PAID 0.01 TR TRAN#=000000000000190 TR CD=0 REG=504 PORT=PRIN	56.57		195.59	1004000066
		56.57	0.00	195.59	
	HEWLETT PACKARD CO - 428236103 - MINOR = 50				
02/23/10	SOLD 2 SHS HEWLETT PACKARD CO ON 02/18/2010 AT 50.88 THRU UB S COMMISSIONS PAID 0.01 TR TRAN#=000000000000108 TR CD=0 REG=504 PORT=PRIN	70.43		101.75	1002000051
02/23/10	SOLD 7 SHS HEWLETT PACKARD CO ON 02/18/2010 AT 50 88 THRU UB S COMMISSIONS PAID 0.01 TR TRAN#=000000000000111 TR CD=0 REG=504 PORT=PRIN	246.53		356.15	1002000052
04/12/10	SOLD 7 SHS HEWLETT PACKARD CO ON 04/07/2010 AT 53 17 THRU UB S COMMISSIONS PAID 0 01 TR TRAN#=000000000000193 TR CD=0 REG=504 PORT=PRIN	142.73		372.18	1004000067
10/28/10	SOLD 4 SHS HEWLETT PACKARD CO ON 10/25/2010 AT 43 062 THRU U BS COMMISSIONS PAID 0 01 TR TRAN#=000000000000051 TR CD=0 REG=504 PORT=PRIN	41.13		172.24	1010000036
11/12/10	SOLD 8 SHS HEWLETT PACKARD CO ON 11/08/2010 AT 44 362 THRU U BS COMMISSIONS PAID 0 01 TR TRAN#=000000000000118 TR CD=0 REG=504 PORT=PRIN	92.67		354.89	1011000049
		593.49	0.00	1357.21	
	HONDA MOTOR NEW ADR - 438128308 - MINOR = 54				
04/12/10	SOLD 7 SHS HONDA MOTOR NEW ADR ON 04/07/2010 AT 35 20 THRU U BS COMMISSIONS PAID 0 01 TR TRAN#=000000000000196 TR CD=0 REG=504 PORT=PRIN	66.21		246.39	1004000068
11/12/10	SOLD 5 SHS HONDA MOTOR NEW ADR ON 11/08/2010 AT 36 3336 THRU UBS COMMISSIONS PAID 0 01 TR TRAN#=000000000000121 TR CD=0 REG=504 PORT=PRIN	52.96		181.66	1011000050
11/12/10	SOLD 27 SHS HONDA MOTOR NEW ADR ON 11/08/2010 AT 36.3336 THR U UBS COMMISSIONS PAID 0.02 TR TRAN#=000000000000124 TR CD=0 REG=504 PORT=PRIN	347.90		980.99	1011000051
		467.07	0.00	1409.04	
	IDEX CORP - 45167R104 - MINOR = 50				
11/12/10	SOLD 6 SHS IDEX CORP ON 11/08/2010 AT 37 67 THRU UBS COMMISS IONS PAID 0 01 TR TRAN#=000000000000128 TR CD=0 REG=504 PORT=PRIN	92.03		226.01	1011000052
		92.03	0.00	226.01	
	INTEL CORP - 458140100 - MINOR = 50				
04/12/10	SOLD 17 SHS INTEL CORP ON 04/07/2010 AT 22 4125 THRU UBS COM MISSIONS PAID 0 01 TR TRAN#=000000000000199 TR CD=0 REG=504 PORT=PRIN	90.81		381.00	1004000069
10/28/10	SOLD 13 SHS INTEL CORP ON 10/25/2010 AT 19 9524 THRU UBS COM MISSIONS PAID 0 01 TR TRAN#=000000000000054 TR CD=0 REG=504 PORT=PRIN	2.23		259.37	1010000037
		93.04	0.00	640.37	
	IBM CORP - 459200101 - MINOR = 50				

TAX CODE/DATE	TRANSACTIONS	TAXABLE	INCOME	PRINCIPAL	EDIT NUMBER
509	LONG-TERM 15% GAIN/LOSS - CURRENT SALES (CONTINUED) IBM CORP - 459200101 - MINOR = 50 (CONTINUED)				
02/23/10	SOLD 3 SHS IBM CORP ON 02/18/2010 AT 127 90 THRU UBS COMMISS IONS PAID 0 01 TR TRAN#=000000000000117 TR CD=0 REG=504 PORT=PRIN	145.03		383 69	1002000054
04/12/10	SOLD 3 SHS IBM CORP ON 04/07/2010 AT 128 26 THRU UBS COMMISS IONS PAID 0 01 TR TRAN#=000000000000202 TR CD=0 REG=504 PORT=PRIN	92 66		384 77	1004000070
11/12/10	SOLD 2 SHS IBM CORP ON 11/08/2010 AT 146 56 THRU UBS COMMISS IONS PAID 0 01 TR TRAN#=000000000000131 TR CD=0 REG=504 PORT=PRIN	98 37		293.11	1011000053
		336 06	0.00	1061 57	
	J P MORGAN CHASE & CO - 46625H100 - MINOR = 50				
04/12/10	SOLD 2 SHS JPMORGAN CHASE & CO ON 04/07/2010 AT 45 1825 THRU UBS COMMISSIONS PAID 0 01 TR TRAN#=000000000000205 TR CD=0 REG=504 PORT=PRIN	35.38		90 36	1004000071
04/12/10	SOLD 6 SHS JPMORGAN CHASE & CO ON 04/07/2010 AT 45.1825 THRU UBS COMMISSIONS PAID 0 01 TR TRAN#=000000000000208 TR CD=0 REG=504 PORT=PRIN	106 15		271 09	1004000072
		141.53	0 00	361 45	
	JACOBS ENGR GROUP INC - 469814107 - MINOR = 50				
04/12/10	SOLD 5 SHS JACOBS ENGR GROUP INC ON 04/07/2010 AT 44 25 THRU UBS COMMISSIONS PAID 0 01 TR TRAN#=000000000000211 TR CD=0 REG=504 PORT=PRIN	25 39		221 24	1004000073
11/12/10	SOLD 6 SHS JACOBS ENGR GROUP INC ON 11/08/2010 AT 42 67 THRU UBS COMMISSIONS PAID 0.01 TR TRAN#=000000000000134 TR CD=0 REG=504 PORT=PRIN	20 99		256.01	1011000054
		46 38	0 00	477 25	
	JOHNSON & JOHNSON - 478160104 - MINOR = 50				
02/23/10	SOLD 6 SHS JOHNSON & JOHNSON ON 02/18/2010 AT 64.56 THRU UBS COMMISSIONS PAID 0 01 TR TRAN#=000000000000123 TR CD=0 REG=504 PORT=PRIN	60 14		387 35	1002000056
06/29/10	SOLD 11 SHS JOHNSON & JOHNSON ON 06/24/2010 AT 59 6952 THRU UBS COMMISSIONS PAID 0.02 TR TRAN#=000000000000013 TR CD=0 REG=504 PORT=PRIN	25 79		298 47	1006000029
06/29/10	SOLD 12 SHS JOHNSON & JOHNSON ON 06/24/2010 AT 59 6952 THRU UBS COMMISSIONS PAID 0 02 TR TRAN#=000000000000017 TR CD=0 REG=504 PORT=PRIN	77.71		716 32	1006000030
10/28/10	SOLD 5 SHS JOHNSON & JOHNSON ON 10/25/2010 AT 64 0208 THRU U BS COMMISSIONS PAID 0 01 TR TRAN#=000000000000057 TR CD=0 REG=504 PORT=PRIN	56 20		320 09	1010000038
		219 84	0.00	1722 23	
	KEPPEL LTD ADR - 492051305 - MINOR = 54				
04/12/10	SOLD 23 SHS KEPPEL LTD ADR ON 04/07/2010 AT 13 47 THRU UBS C OMMISSIONS PAID 0 01 TR TRAN#=000000000000214 TR CD=0 REG=504 PORT=PRIN	151.10		309 80	1004000074
11/12/10	SOLD 17 SHS KEPPEL LTD ADR ON 11/08/2010 AT 16.10 THRU UBS C OMMISSIONS PAID 0 01 TR TRAN#=000000000000137 TR CD=0 REG=504 PORT=PRIN	156 39		273 69	1011000055
		307 49	0 00	583.49	
	KIRBY CORP - 497266106 - MINOR = 50				
04/12/10	SOLD 6 SHS KIRBY CORP ON 04/07/2010 AT 38 16 THRU UBS COMMIS SIONS PAID 0.01 TR TRAN#=000000000000217 TR CD=0 REG=504 PORT=PRIN	67 61		228 95	1004000075
		67 61	0 00	228 95	
	LKQ CORP - 501889208 - MINOR = 50				
11/12/10	SOLD 8 SHS LKQ CORP ON 11/08/2010 AT 22 41 THRU UBS COMMISSI ONS PAID 0 01 TR TRAN#=000000000000140 TR CD=0 REG=504 PORT=PRIN	65.29		179.27	1011000056
		65 29	0.00	179 27	

TAX CODE/DATE	TRANSACTIONS	TAXABLE	INCOME	PRINCIPAL	EDIT NUMBER
509	LONG-TERM 15% GAIN/LOSS - CURRENT SALES (CONTINUED) LANDSTAR SYSTEM INC - 515098101 - MINOR = 3100				
11/12/10	SOLD 5 SHS LANDSTAR SYSTEM INC ON 11/08/2010 AT 38 96 THRU U BS COMMISSIONS PAID 0 01 TR TRAN#=000000000000143 TR CD=0 REG=504 PORT=PRIN	24.09		194.79	1011000057
12/20/10	SOLD 2 SHS LANDSTAR SYSTEM INC ON 12/15/2010 AT 39 1079 THRU UBS COMMISSIONS PAID 0 01 TR TRAN#=000000000000008 TR CD=0 REG=504 PORT=PRIN	9 93		78 21	1012000010
12/20/10	SOLD 16 SHS LANDSTAR SYSTEM INC ON 12/15/2010 AT 39 1079 THR U UBS COMMISSIONS PAID 0.02 TR TRAN#=000000000000011 TR CD=0 REG=504 PORT=PRIN	98 51		625 71	1012000011
		132 53	0 00	898 71	
	MARKEL CORP (HOLDING CO) - 570535104 - MINOR = 50				
04/12/10	SOLD 1 SH MARKEL CORP (HOLDING CO) ON 04/07/2010 AT 375.55 T HRU UBS COMMISSIONS PAID 0 01 TR TRAN#=000000000000220 TR CD=0 REG=504 PORT=PRIN	94 09		375 54	1004000076
		94 09	0 00	375 54	
	MASTERCARD INC - 57636Q104 - MINOR = 50				
10/28/10	SOLD 1 SH MASTERCARD INC ON 10/25/2010 AT 245 95 THRU UBS CO MMISSIONS PAID 0 01 TR TRAN#=000000000000063 TR CD=0 REG=504 PORT=PRIN	80 35		245 94	1010000040
		80 35	0.00	245 94	
	MATTHEWS INTL CORP CL A - 577128101 - MINOR = 50				
04/12/10	SOLD 6 SHS MATTHEWS INTL CORP CL A ON 04/07/2010 AT 35 6206 THRU UBS COMMISSIONS PAID 0 01 TR TRAN#=000000000000223 TR CD=0 REG=504 PORT=PRIN	43.53		213 71	1004000077
05/21/10	SOLD 1 SH MATTHEWS INTL CORP CL A ON 05/18/2010 AT 33.7933 T HRU UBS COMMISSIONS PAID 0 01 TR TRAN#=000000000000073 TR CD=0 REG=504 PORT=PRIN	5 42		33.78	1005000013
05/21/10	SOLD 2 SHS MATTHEWS INTL CORP CL A ON 05/17/2010 AT 34 3744 THRU UBS COMMISSIONS PAID 0.01 TR TRAN#=000000000000097 TR CD=0 REG=504 PORT=PRIN	12 01		68.74	1005000018
05/21/10	SOLD 4 SHS MATTHEWS INTL CORP CL A ON 05/17/2010 AT 34 3744 THRU UBS COMMISSIONS PAID 0 01 TR TRAN#=000000000000100 TR CD=0 REG=504 PORT=PRIN	24.53		137.49	1005000019
05/21/10	SOLD 6 SHS MATTHEWS INTL CORP CL A ON 05/18/2010 AT 33 7933 THRU UBS COMMISSIONS PAID 0.01 TR TRAN#=000000000000120 TR CD=0 REG=504 PORT=PRIN	33 54		202.75	1005000023
		119.03	0.00	656 47	
	MCDONALDS CORP - 580135101 - MINOR = 50				
02/23/10	SOLD 5 SHS MCDONALDS CORP ON 02/18/2010 AT 64.55 THRU UBS CO MMISSIONS PAID 0 01 TR TRAN#=000000000000135 TR CD=0 REG=504 PORT=PRIN	176 16		322.74	1002000060
04/12/10	SOLD 6 SHS MCDONALDS CORP ON 04/07/2010 AT 67 5925 THRU UBS COMMISSIONS PAID 0 01 TR TRAN#=000000000000226 TR CD=0 REG=504 PORT=PRIN	75 44		405 55	1004000078
10/01/10	SOLD 3 SHS MCDONALDS CORP ON 09/28/2010 AT 74 7116 THRU UBS COMMISSIONS PAID 0 01 TR TRAN#=000000000000012 TR CD=0 REG=504 PORT=PRIN	59 07		224.12	1010000002
10/01/10	SOLD 4 SHS MCDONALDS CORP ON 09/28/2010 AT 74.7116 THRU UBS COMMISSIONS PAID 0 01 TR TRAN#=000000000000015 TR CD=0 REG=504 PORT=PRIN	78 77		298.84	1010000003
10/28/10	SOLD 4 SHS MCDONALDS CORP ON 10/25/2010 AT 78 8816 THRU UBS COMMISSIONS PAID 0.01 TR TRAN#=000000000000066 TR CD=0 REG=504 PORT=PRIN	95 45		315 52	1010000041
11/12/10	SOLD 3 SHS MCDONALDS CORP ON 11/08/2010 AT 79 34 THRU UBS CO MMISSIONS PAID 0 01 TR TRAN#=000000000000146 TR CD=0 REG=504 PORT=PRIN	73 51		238.01	1011000058
		558 40	0 00	1804.78	
	MERCK & CO INC NEW - 58933Y105 - MINOR = 50				
04/12/10	SOLD 6 SHS MERCK & CO INC NEW ON 04/07/2010 AT 36 82 THRU UB S COMMISSIONS PAID 0 01 TR TRAN#=000000000000232 TR CD=0 REG=504 PORT=PRIN	20 10		73 64	1004000080

TAX CODE/DATE	TRANSACTIONS	TAXABLE	INCOME	PRINCIPAL	EDIT NUMBER
509	LONG-TERM 15% GAIN/LOSS - CURRENT SALES (CONTINUED) MERCK & CO INC NEW - 58933Y105 - MINOR = 50 (CONTINUED)				
		20.10	0.00	73.64	
	METLIFE INC - 59156R108 - MINOR = 3100				
04/12/10	SOLD 8 SHS METLIFE INC ON 04/07/2010 AT 44.01 THRU UBS COMMI SSIONS PAID 0 01 TR TRAN#=000000000000236 TR CD=0 REG=504 PORT=PRIN	166.47		352.07	1004000081
		166.47	0.00	352.07	
	METTLER-TOLEDO INTL INC - 592688105 - MINOR = 3100				
07/20/10	SOLD 3 SHS METTLER-TOLEDO INTL INC ON 07/15/2010 AT 118.6554 THRU UBS COMMISSIONS PAID 0 01 TR TRAN#=000000000000014 TR CD=0 REG=504 PORT=PRIN	202.06		355.96	1007000013
		202.06	0.00	355.96	
	MICROSOFT CORP - 594918104 - MINOR = 50				
02/23/10	SOLD 16 SHS MICROSOFT CORP ON 02/18/2010 AT 28.943 THRU UBS COMMISSIONS PAID 0 01 TR TRAN#=000000000000141 TR CD=0 REG=504 PORT=PRIN	54.12		463.08	1002000062
04/12/10	SOLD 11 SHS MICROSOFT CORP ON 04/07/2010 AT 29.2841 THRU UBS COMMISSIONS PAID 0 01 TR TRAN#=0000000000000239 TR CD=0 REG=504 PORT=PRIN	40.96		322.12	1004000082
11/08/10	SOLD 11 SHS MICROSOFT CORP ON 11/03/2010 AT 27.0303 THRU UBS COMMISSIONS PAID 0 01 TR TRAN#=000000000000013 TR CD=0 REG=504 PORT=PRIN	16.16		297.32	1011000007
11/08/10	SOLD 17 SHS MICROSOFT CORP ON 11/03/2010 AT 27.0303 THRU UBS COMMISSIONS PAID 0 01 TR TRAN#=000000000000016 TR CD=0 REG=504 PORT=PRIN	24.99		459.51	1011000008
		136.23	0.00	1542.03	
	mitsubishi UFJ FINL GROUP INC ADR - 606822104 - MINOR = 54				
10/20/10	SOLD 86 SHS MITSUBISHI UFJ FINL GROUP INC ADR ON 10/15/2010 AT 4.619 THRU UBS COMMISSIONS PAID 0.01 TR TRAN#=000000000000005 TR CD=0 REG=504 PORT=PRIN	-43.06		397.22	1010000008
10/20/10	SOLD 155 SHS MITSUBISHI UFJ FINL GROUP INC ADR ON 10/15/2010 AT 4.619 THRU UBS COMMISSIONS PAID 0.02 TR TRAN#=000000000000008 TR CD=0 REG=504 PORT=PRIN	-41.91		715.93	1010000009
		-84.97	0.00	1113.15	
	MITSUI & CO LTD ADR - 606827202 - MINOR = 54				
08/18/10	SOLD 3 SHS MITSUI & CO LTD ADR ON 08/13/2010 AT 269.0912 THRU UBS COMMISSIONS PAID 0.02 TR TRAN#=000000000000004 TR CD=0 REG=504 PORT=PRIN	33.18		269.08	1008000025
		33.18	0.00	269.08	
	MONSANTO CO - 61166W101 - MINOR = 50				
04/20/10	SOLD 11 SHS MONSANTO CO ON 04/15/2010 AT 65.6046 THRU UBS CO MMISSIONS PAID 0 02 TR TRAN#=000000000000005 TR CD=0 REG=504 PORT=PRIN	71.27		721.63	1004000135
		71.27	0.00	721.63	
	NATIONAL INSTRUMENTS CORP - 636518102 - MINOR = 50				
07/20/10	SOLD 6 SHS NATIONAL INSTRUMENTS CORP ON 07/15/2010 AT 31.592 8 THRU UBS COMMISSIONS PAID 0.01 TR TRAN#=000000000000017 TR CD=0 REG=504 PORT=PRIN	77.89		189.55	1007000014
07/20/10	SOLD 13 SHS NATIONAL INSTRUMENTS CORP ON 07/15/2010 AT 31.59 28 THRU UBS COMMISSIONS PAID 0 01 TR TRAN#=000000000000020 TR CD=0 REG=504 PORT=PRIN	170.07		410.70	1007000015
		247.96	0.00	600.25	
	NATIONAL-OILWELL INC - 637071101 - MINOR = 50				
02/23/10	SOLD 2 SHS NATIONAL OILWELL VARCO INC ON 02/18/2010 AT 44.76 THRU UBS COMMISSIONS PAID 0 01 TR TRAN#=000000000000144 TR CD=0 REG=504 PORT=PRIN	51.01		89.51	1002000063

TAX CODE/DATE	TRANSACTIONS	TAXABLE	INCOME	PRINCIPAL	EDIT NUMBER
509	LONG-TERM 15% GAIN/LOSS - CURRENT SALES (CONTINUED) NATIONAL-OILWELL INC - 637071101 - MINOR = 50 (CONTINUED)				
02/23/10	SOLD 5 SHS NATIONAL OILWELL VARCO INC ON 02/18/2010 AT 44 76 THRU UBS COMMISSIONS PAID 0 01 TR TRAN#=000000000000147 TR CD=0 REG=504 PORT=PRIN	127 54		223 79	1002000064
06/29/10	SOLD 32 SHS NATIONAL OILWELL VARCO INC ON 06/24/2010 AT 35 4 18 THRU UBS COMMISSIONS PAID 0.02 TR TRAN#=000000000000021 TR CD=0 REG=504 PORT=PRIN	466 79		1133 36	1006000031
		645.34	0 00	1446 66	
	NESTLE SA SPONSORED ADR - 641069406 - MINOR = 54				
04/12/10	SOLD 8 SHS NESTLE SA SPONSORED ADR REPSTG REG SH ON 04/07/20 10 AT 49 68 THRU UBS COMMISSIONS PAID 0.01 TR TRAN#=000000000000242 TR CD=0 REG=504 PORT=PRIN	137 11		397 43	1004000083
11/12/10	SOLD 2 SHS NESTLE SA SPONSORED ADR REPSTG REG SH ON 11/08/20 10 AT 57.76 THRU UBS COMMISSIONS PAID 0 01 TR TRAN#=000000000000150 TR CD=0 REG=504 PORT=PRIN	50 43		115.51	1011000059
11/12/10	SOLD 3 SHS NESTLE SA SPONSORED ADR REPSTG REG SH ON 11/08/20 10 AT 57 76 THRU UBS COMMISSIONS PAID 0 01 TR TRAN#=000000000000153 TR CD=0 REG=504 PORT=PRIN	75.65		173.27	1011000060
11/16/10	SOLD 11 SHS NESTLE SA SPONSORED ADR REPSTG REG SH ON 11/10/2 010 AT 56 8404 THRU UBS COMMISSIONS PAID 0 02 TR TRAN#=000000000000005 TR CD=0 REG=504 PORT=PRIN	267 28		625 22	1011000095
		530 47	0 00	1311 43	
	NIKE INC CL B - 654106103 - MINOR = 50				
02/23/10	SOLD 4 SHS NIKE INC CL B ON 02/18/2010 AT 64 503 THRU UBS CO MMISSIONS PAID 0 01 TR TRAN#=000000000000153 TR CD=0 REG=504 PORT=PRIN	45 83		258 00	1002000066
04/12/10	SOLD 1 SH NIKE INC CL B ON 04/07/2010 AT 73 53 THRU UBS COMM ISSIONS PAID 0 01 TR TRAN#=000000000000245 TR CD=0 REG=504 PORT=PRIN	20 48		73 52	1004000084
04/12/10	SOLD 5 SHS NIKE INC CL B ON 04/07/2010 AT 73 53 THRU UBS COM MISSIONS PAID 0 01 TR TRAN#=000000000000248 TR CD=0 REG=504 PORT=PRIN	102 42		367 64	1004000085
06/15/10	SOLD 14 SHS NIKE INC CL B ON 06/10/2010 AT 71 6727 THRU UBS COMMISSIONS PAID 0 02 TR TRAN#=000000000000033 TR CD=0 REG=504 PORT=PRIN	310.74		1003.40	1006000017
11/12/10	SOLD 1 SH NIKE INC CL B ON 11/08/2010 AT 83 61 THRU UBS COMM ISSIONS PAID 0 01 TR TRAN#=000000000000156 TR CD=0 REG=504 PORT=PRIN	20 15		83.60	1011000061
11/12/10	SOLD 2 SHS NIKE INC CL B ON 11/08/2010 AT 83 61 THRU UBS COM MISSIONS PAID 0 01 TR TRAN#=000000000000159 TR CD=0 REG=504 PORT=PRIN	40 31		167.21	1011000062
		539 93	0 00	1953 37	
	NORTHERN TRUST CORP - 665859104 - MINOR = 3100				
04/12/10	SOLD 3 SHS NORTHERN TRUST CORP ON 04/07/2010 AT 56 84 THRU U BS COMMISSIONS PAID 0 01 TR TRAN#=000000000000251 TR CD=0 REG=504 PORT=PRIN	-55 69		170 51	1004000086
		-55.69	0 00	170 51	
	NOVARTIS A G ADR - 66987V109 - MINOR = 54				
04/12/10	SOLD 6 SHS NOVARTIS A G ADR ON 04/07/2010 AT 52 24 THRU UBS COMMISSIONS PAID 0 01 TR TRAN#=000000000000254 TR CD=0 REG=504 PORT=PRIN	-24.53		313.43	1004000087
11/12/10	SOLD 5 SHS NOVARTIS A G ADR ON 11/08/2010 AT 57.95 THRU UBS COMMISSIONS PAID 0.01 TR TRAN#=000000000000165 TR CD=0 REG=504 PORT=PRIN	8 10		289.74	1011000064
12/21/10	SOLD 3 SHS NOVARTIS A G ADR ON 12/16/2010 AT 58 83 THRU UBS COMMISSIONS PAID 0 01 TR TRAN#=000000000000011 TR CD=0 REG=504 PORT=PRIN	7.50		176 48	1012000015
12/21/10	SOLD 9 SHS NOVARTIS A G ADR ON 12/16/2010 AT 58 83 THRU UBS COMMISSIONS PAID 0.01 TR TRAN#=000000000000014 TR CD=0 REG=504 PORT=PRIN	22 51		529 46	1012000016
		13 58	0 00	1309 11	

TAX CODE/DATE	TRANSACTIONS	TAXABLE	INCOME	PRINCIPAL	EDIT NUMBER
509	LONG-TERM 15% GAIN/LOSS - CURRENT SALES (CONTINUED) OCCIDENTAL PETROLEUM CORP - 674599105 - MINOR = 3100				
04/12/10	SOLD 2 SHS OCCIDENTAL PETROLEUM CORP ON 04/07/2010 AT 86 22 THRU UBS COMMISSIONS PAID 0 01 TR TRAN#=000000000000257 TR CD=0 REG=504 PORT=PRIN	58 51		172.43	1004000088
10/28/10	SOLD 2 SHS OCCIDENTAL PETROLEUM CORP ON 10/25/2010 AT 80 59 THRU UBS COMMISSIONS PAID 0 01 TR TRAN#=000000000000069 TR CD=0 REG=504 PORT=PRIN	47 25		161.17	1010000042
		105.76	0 00	333 60	
	OCEANEERING INTL INC - 675232102 - MINOR = 50				
04/12/10	SOLD 3 SHS OCEANEERING INTL INC ON 04/07/2010 AT 65 47 THRU UBS COMMISSIONS PAID 0 01 TR TRAN#=000000000000260 TR CD=0 REG=504 PORT=PRIN	87.65		196 40	1004000089
		87 65	0 00	196.40	
	LUKOIL OIL CO SPONS ADR - 677862104 - MINOR = 54				
10/28/10	SOLD 3 SHS LUKOIL OIL CO SPONS ADR ON 10/25/2010 AT 57.35 TH RU UBS COMMISSIONS PAID 0.01 TR TRAN#=000000000000072 TR CD=0 REG=504 PORT=PRIN	21 89		172 04	1010000043
		21.89	0 00	172.04	
	ORACLE CORPORATION - 68389X105 - MINOR = 50				
04/12/10	SOLD 8 SHS ORACLE CORPORATION ON 04/07/2010 AT 25 8425 THRU UBS COMMISSIONS PAID 0.01 TR TRAN#=000000000000263 TR CD=0 REG=504 PORT=PRIN	66 73		206 73	1004000090
		66.73	0 00	206 73	
	O REILLY AUTOMOTIVE INC - 686091109 - MINOR = 3100				
05/21/10	SOLD 7 SHS O REILLY AUTOMOTIVE INC ON 05/17/2010 AT 48 5125 THRU UBS COMMISSIONS PAID 0.01 TR TRAN#=000000000000104 TR CD=0 REG=504 PORT=PRIN	95.33		339.58	1005000020
10/28/10	SOLD 4 SHS O REILLY AUTOMOTIVE INC ON 10/25/2010 AT 54 62 TH RU UBS COMMISSIONS PAID 0.01 TR TRAN#=000000000000075 TR CD=0 REG=504 PORT=PRIN	79 08		218 47	1010000044
11/12/10	SOLD 3 SHS O REILLY AUTOMOTIVE INC ON 11/08/2010 AT 58 6735 THRU UBS COMMISSIONS PAID 0.01 TR TRAN#=000000000000168 TR CD=0 REG=504 PORT=PRIN	71 47		176 01	1011000065
		245.88	0 00	734 06	
	PEPSICO INC - 713448108 - MINOR = 50				
02/23/10	SOLD 5 SHS PEPSICO INC ON 02/18/2010 AT 62 503 THRU UBS COMM ISSIONS PAID 0.01 TR TRAN#=000000000000168 TR CD=0 REG=504 PORT=PRIN	71 86		312 51	1002000071
04/12/10	SOLD 2 SHS PEPSICO INC ON 04/07/2010 AT 66 05 THRU UBS COMM ISSIONS PAID 0.01 TR TRAN#=000000000000272 TR CD=0 REG=504 PORT=PRIN	28.13		132.09	1004000093
04/12/10	SOLD 2 SHS PEPSICO INC ON 04/07/2010 AT 66 05 THRU UBS COMM ISSIONS PAID 0 01 TR TRAN#=000000000000275 TR CD=0 REG=504 PORT=PRIN	28.13		132 09	1004000094
11/12/10	SOLD 3 SHS PEPSICO INC ON 11/08/2010 AT 65 262 THRU UBS COMM ISSIONS PAID 0 01 TR TRAN#=000000000000171 TR CD=0 REG=504 PORT=PRIN	39.84		195.78	1011000066
		167 96	0 00	772 47	
	PETROLEO BRASILEIRO SA PETROBRAS ADR 1 ADR REPRES 100 - 71654V101 - MINOR = 54				
04/12/10	SOLD 6 SHS PETROLEO BRASILEIRO SA PETROBRAS ADR 1 ADR REPRES 100 PREFERENCE SHARES ON 04/07/2010 AT 40 20 THRU UBS COMM ISSIONS PAID 0.01 TR TRAN#=000000000000278 TR CD=0 REG=504 PORT=PRIN	88.19		241 19	1004000095
		88.19	0.00	241.19	
	PFIZER INC - 717081103 - MINOR = 50				
02/23/10	SOLD 18 SHS PFIZER INC ON 02/18/2010 AT 17 703 THRU UBS COMM ISSIONS PAID 0 01 TR TRAN#=000000000000171 TR CD=0 REG=504 PORT=PRIN	-265 16		318.64	1002000072
04/12/10	SOLD 11 SHS PFIZER INC ON 04/07/2010 AT 17.0609 THRU UBS COM MISSIONS PAID 0 01 TR TRAN#=000000000000284 TR CD=0 REG=504 PORT=PRIN	-169 11		187 66	1004000097

TAX CODE/DATE	TRANSACTIONS	TAXABLE	INCOME	PRINCIPAL	EDIT NUMBER
509	LONG-TERM 15% GAIN/LOSS - CURRENT SALES (CONTINUED) PFIZER INC - 717081103 - MINOR = 50 (CONTINUED)				
		-434.27	0.00	506.30	
	PRAXAIR INC - 74005P104 - MINOR = 50				
04/12/10	SOLD 4 SHS PRAXAIR INC ON 04/07/2010 AT 84 325 THRU UBS COMM ISSIONS PAID 0.01 TR TRAN#=000000000000287 TR CD=0 REG=504 PORT=PRIN	62.85		337.29	1004000098
11/12/10	SOLD 2 SHS PRAXAIR INC ON 11/08/2010 AT 93 81 THRU UBS COMM ISSIONS PAID 0.01 TR TRAN#=000000000000177 TR CD=0 REG=504 PORT=PRIN	50.39		187.61	1011000068
		113.24	0.00	524.90	
	T ROWE PRICE GROUP INC - 74144T108 - MINOR = 3100				
02/23/10	SOLD 4 SHS T ROWE PRICE GROUP INC ON 02/18/2010 AT 49 603 TH RU UBS COMMISSIONS PAID 0.01 TR TRAN#=000000000000174 TR CD=0 REG=504 PORT=PRIN	101.93		198.40	1002000073
10/28/10	SOLD 3 SHS T ROWE PRICE GROUP INC ON 10/25/2010 AT 54.98 THR U UBS COMMISSIONS PAID 0.01 TR TRAN#=000000000000081 TR CD=0 REG=504 PORT=PRIN	78.93		164.93	1010000046
11/12/10	SOLD 1 SH T ROWE PRICE GROUP INC ON 11/08/2010 AT 59 11 THRU UBS COMMISSIONS PAID 0.01 TR TRAN#=000000000000180 TR CD=0 REG=504 PORT=PRIN	30.43		59.10	1011000069
11/12/10	SOLD 3 SHS T ROWE PRICE GROUP INC ON 11/08/2010 AT 59 11 THR U UBS COMMISSIONS PAID 0.01 TR TRAN#=000000000000183 TR CD=0 REG=504 PORT=PRIN	91.32		177.32	1011000070
		302.61	0.00	599.75	
	PRICELINE COM - 741503403 - MINOR = 50				
04/12/10	SOLD 1 SH PRICELINE.COM ON 04/07/2010 AT 260 04 THRU UBS COM MISSIONS PAID 0.01 TR TRAN#=000000000000290 TR CD=0 REG=504 PORT=PRIN	193.61		260.03	1004000099
05/27/10	SOLD 3 SHS PRICELINE COM ON 05/24/2010 AT 194 2871 THRU UBS COMMISSIONS PAID 0.01 TR TRAN#=000000000000005 TR CD=0 REG=504 PORT=PRIN	383.58		582.85	1005000026
11/12/10	SOLD 1 SH PRICELINE COM ON 11/08/2010 AT 387 74 THRU UBS COM MISSIONS PAID 0.01 TR TRAN#=000000000000186 TR CD=0 REG=504 PORT=PRIN	321.31		387.73	1011000071
		898.50	0.00	1230.61	
	PROCTER & GAMBLE CO - 742718109 - MINOR = 50				
02/23/10	SOLD 5 SHS PROCTER & GAMBLE CO ON 02/18/2010 AT 63.393 THRU UBS COMMISSIONS PAID 0.01 TR TRAN#=000000000000177 TR CD=0 REG=504 PORT=PRIN	92.88		316.96	1002000074
08/17/10	SOLD 5 SHS PROCTER & GAMBLE CO ON 08/12/2010 AT 60 0363 THRU UBS COMMISSIONS PAID 0.01 TR TRAN#=000000000000035 TR CD=0 REG=504 PORT=PRIN	51.58		300.17	1008000018
08/17/10	SOLD 27 SHS PROCTER & GAMBLE CO ON 08/12/2010 AT 60 0363 THR U UBS COMMISSIONS PAID 0.03 TR TRAN#=000000000000038 TR CD=0 REG=504 PORT=PRIN	332.52		1620.95	1008000019
		476.98	0.00	2238.08	
	QUALCOMM INC - 747525103 - MINOR = 3105				
02/23/10	SOLD 5 SHS QUALCOMM INC ON 02/18/2010 AT 39 85 THRU UBS COMM ISSIONS PAID 0.01 TR TRAN#=000000000000183 TR CD=0 REG=504 PORT=PRIN	-16.05		199.24	1002000076
05/27/10	SOLD 8 SHS QUALCOMM INC ON 05/24/2010 AT 35 8949 THRU UBS CO MMISSIONS PAID 0.01 TR TRAN#=000000000000008 TR CD=0 REG=504 PORT=PRIN	-57.32		287.15	1005000027
05/27/10	SOLD 20 SHS QUALCOMM INC ON 05/24/2010 AT 35 8949 THRU UBS C OMISSIONS PAID 0.02 TR TRAN#=000000000000011 TR CD=0 REG=504 PORT=PRIN	-128.38		717.88	1005000028
06/30/10	SOLD 25 SHS QUALCOMM INC ON 06/25/2010 AT 34 6559 THRU UBS C OMISSIONS PAID 0.02 TR TRAN#=000000000000003 TR CD=0 REG=504 PORT=PRIN	-116.82		866.38	1006000032
		-318.57	0.00	2070.65	

TAX CODE/DATE TRANSACTIONS	TAXABLE	INCOME	PRINCIPAL	EDIT NUMBER
509 LONG-TERM 15% GAIN/LOSS - CURRENT SALES (CONTINUED)				
RWE AKTIENGESELLSCHAFT-SP ADR - 74975E303 - MINOR = 54				
10/21/10 SOLD 7 SHS RWE AKTIENGESELLSCHAFT-SP ADR ON 10/18/2010 AT 68 5618 THRU UBS COMMISSIONS PAID 0.01 TR TRAN#=000000000000001 TR CD=0 REG=504 PORT=PRIN	-15 33		479 92	1010000010
10/21/10 SOLD 15 SHS RWE AKTIENGESELLSCHAFT-SP ADR ON 10/18/2010 AT 68 5618 THRU UBS COMMISSIONS PAID 0 02 TR TRAN#=000000000000004 TR CD=0 REG=504 PORT=PRIN	1 66		1028.41	1010000011
	-13 67	0 00	1508 33	
RED HAT INC - 756577102 - MINOR = 3100				
04/12/10 SOLD 2 SHS RED HAT INC ON 04/07/2010 AT 30.2425 THRU UBS COM MISSIONS PAID 0.01 TR TRAN#=000000000000296 TR CD=0 REG=504 PORT=PRIN	24.94		60 48	1004000101
04/12/10 SOLD 5 SHS RED HAT INC ON 04/07/2010 AT 30.2425 THRU UBS COM MISSIONS PAID 0 01 TR TRAN#=000000000000299 TR CD=0 REG=504 PORT=PRIN	62 43		151.20	1004000102
	87 37	0 00	211 68	
ROCHE HLDG LTD SPON ADR - 771195104 - MINOR = 54				
11/12/10 SOLD 5 SHS ROCHE HLDG LTD SPON ADR ON 11/08/2010 AT 36 99 TH RU UBS COMMISSIONS PAID 0 01 TR TRAN#=000000000000189 TR CD=0 REG=504 PORT=PRIN	14 04		184.94	1011000072
	14 04	0 00	184.94	
ROYAL PTT NEDERLAND SPONSORED ADR - 780641205 - MINOR = 54				
11/12/10 SOLD 14 SHS ROYAL KPN NV ADR ON 11/08/2010 AT 16 59 THRU UBS COMMISSIONS PAID 0 01 TR TRAN#=000000000000192 TR CD=0 REG=504 PORT=PRIN	49 41		232 25	1011000073
	49 41	0.00	232.25	
SBC COMMUNICATIONS INC 5.3% 11/15/2010 - 78387GAS2 - MINOR = 45				
11/16/10 MATURED 11,000 UNITS SBC COMMUNICATIONS INC 5.3% 11/15/2010 EFFECTIVE 11/15/2010 TR TRAN#=000000000000011 TR CD=0 REG=504 PORT=PRIN	-388 56		11000 00	1011000097
	-388 56	0 00	11000 00	
SEI INVESTMENT COMPANY - 784117103 - MINOR = 50				
05/21/10 SOLD 4 SHS SEI INVESTMENT COMPANY ON 05/17/2010 AT 22.1619 T HRU UBS COMMISSIONS PAID 0.01 TR TRAN#=000000000000108 TR CD=0 REG=504 PORT=PRIN	39 24		88 64	1005000021
05/21/10 SOLD 13 SHS SEI INVESTMENT COMPANY ON 05/17/2010 AT 22.1619 THRU UBS COMMISSIONS PAID 0 01 TR TRAN#=000000000000111 TR CD=0 REG=504 PORT=PRIN	129 36		288.09	1005000022
09/24/10 SOLD 14 SHS SEI INVESTMENT COMPANY ON 09/21/2010 AT 20.0594 THRU UBS COMMISSIONS PAID 0 01 TR TRAN#=000000000000013 TR CD=0 REG=504 PORT=PRIN	114 27		280 82	1009000015
	282 87	0 00	657 55	
SALLY BEAUTY HLDGS INC - 79546E104 - MINOR = 50				
11/12/10 SOLD 16 SHS SALLY BEAUTY HLDGS INC ON 11/08/2010 AT 12 7435 THRU UBS COMMISSIONS PAID 0 01 TR TRAN#=000000000000195 TR CD=0 REG=504 PORT=PRIN	109 01		203.89	1011000074
	109.01	0.00	203 89	
SANOFI-SYNTHELABO ADR - 80105N105 - MINOR = 54				
11/12/10 SOLD 5 SHS SANOFI-AVENTIS ON 11/08/2010 AT 35.5435 THRU UBS COMMISSIONS PAID 0.01 TR TRAN#=000000000000198 TR CD=0 REG=504 PORT=PRIN	38 36		177.71	1011000075
	38.36	0 00	177 71	
SCHEIN HENRY INC - 806407102 - MINOR = 50				
02/23/10 SOLD 4 SHS SCHEIN HENRY INC ON 02/18/2010 AT 57.085 THRU UBS COMMISSIONS PAID 0 01 TR TRAN#=000000000000189 TR CD=0 REG=504 PORT=PRIN	57 93		228.33	1002000078
04/12/10 SOLD 5 SHS SCHEIN HENRY INC ON 04/07/2010 AT 59 04 THRU UBS COMMISSIONS PAID 0 01 TR TRAN#=000000000000303 TR CD=0 REG=504 PORT=PRIN	82.20		295 19	1004000103

TAX CODE/DATE	TRANSACTIONS	TAXABLE	INCOME	PRINCIPAL	EDIT NUMBER
509	LONG-TERM 15% GAIN/LOSS - CURRENT SALES (CONTINUED) SCHEIN HENRY INC - 806407102 - MINOR = 50 (CONTINUED)				
11/12/10	SOLD 1 SH SCHEIN HENRY INC ON 11/08/2010 AT 57 66 THRU UBS C COMMISSIONS PAID 0.01 TR TRAN#=000000000000201 TR CD=0 REG=504 PORT=PRIN	15.05		57.65	1011000076
11/12/10	SOLD 6 SHS SCHEIN HENRY INC ON 11/08/2010 AT 57 66 THRU UBS COMMISSIONS PAID 0 01 TR TRAN#=000000000000204 TR CD=0 REG=504 PORT=PRIN	90.36		345.95	1011000077
		245.54	0.00	927.12	
	SCHLUMBERGER LTD - 806857108 - MINOR = 54				
02/23/10	SOLD 3 SHS SCHLUMBERGER LTD ON 02/18/2010 AT 65 99 THRU UBS COMMISSIONS PAID 0 01 TR TRAN#=000000000000192 TR CD=0 REG=504 PORT=PRIN	25.56		197.96	1002000079
11/12/10	SOLD 4 SHS SCHLUMBERGER LTD ON 11/08/2010 AT 74 94 THRU UBS COMMISSIONS PAID 0 01 TR TRAN#=000000000000207 TR CD=0 REG=504 PORT=PRIN	69.88		299.75	1011000078
		95.44	0.00	497.71	
	SONIC CORP - 835451105 - MINOR = 50				
06/03/10	SOLD 61 SHS SONIC CORP ON 05/26/2010 AT 10 308 THRU UBS COMM MISSIONS PAID 0.02 TR TRAN#=000000000000032 TR CD=0 REG=504 PORT=PRIN	40.84		628.77	1006000004
		40.84	0.00	628.77	
	SOUTHWESTERN ENERGY CO - 845467109 - MINOR = 50				
02/12/10	SOLD 3 SHS SOUTHWESTERN ENERGY CO ON 02/09/2010 AT 42 6062 T HRU UBS COMMISSIONS PAID 0 01 TR TRAN#=000000000000001 TR CD=0 REG=504 PORT=PRIN	48.73		127.81	1002000007
02/12/10	SOLD 23 SHS SOUTHWESTERN ENERGY CO ON 02/09/2010 AT 42.6062 THRU UBS COMMISSIONS PAID 0 02 TR TRAN#=000000000000004 TR CD=0 REG=504 PORT=PRIN	162.44		426.05	1002000008
		211.17	0.00	553.86	
	STAPLES INC - 855030102 - MINOR = 3100				
06/23/10	SOLD 4 SHS STAPLES INC ON 06/18/2010 AT 21.9738 THRU UBS COM MISSIONS PAID 0 01 TR TRAN#=000000000000015 TR CD=0 REG=504 PORT=PRIN	15.02		87.89	1006000021
06/23/10	SOLD 15 SHS STAPLES INC ON 06/18/2010 AT 21 9738 THRU UBS CO MISSIONS PAID 0 01 TR TRAN#=000000000000018 TR CD=0 REG=504 PORT=PRIN	57.21		329.60	1006000022
07/19/10	SOLD 15 SHS STAPLES INC ON 07/14/2010 AT 19 9702 THRU UBS CO MISSIONS PAID 0.01 TR TRAN#=000000000000006 TR CD=0 REG=504 PORT=PRIN	29.54		299.54	1007000009
		101.77	0.00	717.03	
	STATE STREET CORP - 857477103 - MINOR = 50				
02/23/10	SOLD 4 SHS STATE STREET CORP ON 02/18/2010 AT 45.273 THRU UB S COMMISSIONS PAID 0 01 TR TRAN#=000000000000201 TR CD=0 REG=504 PORT=PRIN	-10.90		135.81	1002000082
		-10.90	0.00	135.81	
	STATOIL ASA SPON ADR - 85771P102 - MINOR = 54				
04/12/10	SOLD 9 SHS STATOIL ASA SPON ADR ON 04/07/2010 AT 23 6225 THR U UBS COMMISSIONS PAID 0 01 TR TRAN#=000000000000309 TR CD=0 REG=504 PORT=PRIN	52.39		212.59	1004000105
11/26/10	SOLD 7 SHS STATOIL ASA SPON ADR ON 11/22/2010 AT 20 756 THRU UBS COMMISSIONS PAID 0 01 TR TRAN#=000000000000003 TR CD=0 REG=504 PORT=PRIN	20.68		145.28	1011000102
11/26/10	SOLD 24 SHS STATOIL ASA SPON ADR ON 11/22/2010 AT 20.756 THR U UBS COMMISSIONS PAID 0 01 TR TRAN#=000000000000006 TR CD=0 REG=504 PORT=PRIN	81.73		498.13	1011000103
		154.80	0.00	856.00	
	STERLITE INDS INDIA LTD ADR - 859737207 - MINOR = 54				
06/14/10	SOLD 54 SHS STERLITE INDS INDIA LTD ADR ON 06/09/2010 AT 13 0269 THRU UBS COMMISSIONS PAID 0 02 TR TRAN#=000000000000033 TR CD=0 REG=504 PORT=PRIN	165.83		703.43	1006000007

TAX CODE/DATE	TRANSACTIONS	TAXABLE	INCOME	PRINCIPAL	EDIT NUMBER
509	LONG-TERM 15% GAIN/LOSS - CURRENT SALES (CONTINUED) STERLITE INDS INDIA LTD ADR - 859737207 - MINOR = 54 (CONTINUED)				
		165 83	0 00	703.43	
	TELEFONICA, S A (SPAIN) SPON ADR - 879382208 - MINOR = 54				
04/12/10	SOLD 3 SHS TELEFONICA SA SPONSORED ADR ON 04/07/2010 AT 70 4 05 THRU UBS COMMISSIONS PAID 0 01 TR TRAN#=0000000000000312 TR CD=0 REG=504 PORT=PRIN	25 70		211 21	1004000106
11/12/10	SOLD 3 SHS TELEFONICA SA SPONSORED ADR ON 11/08/2010 AT 77.6 5 THRU UBS COMMISSIONS PAID 0 01 TR TRAN#=0000000000000216 TR CD=0 REG=504 PORT=PRIN	52 25		232.94	1011000081
11/16/10	SOLD 11 SHS TELEFONICA SA SPONSORED ADR ON 11/10/2010 AT 76 341 THRU UBS COMMISSIONS PAID 0 02 TR TRAN#=0000000000000008 TR CD=0 REG=504 PORT=PRIN	177 20		839 73	1011000096
		255 15	0 00	1283 88	
	TEXAS INSTRS INC - 882508104 - MINOR = 50				
04/12/10	SOLD 12 SHS TEXAS INSTRS INC ON 04/07/2010 AT 25 2525 THRU U BS COMMISSIONS PAID 0 01 TR TRAN#=0000000000000319 TR CD=0 REG=504 PORT=PRIN	31 46		303 02	1004000108
11/12/10	SOLD 6 SHS TEXAS INSTRS INC ON 11/08/2010 AT 31 412 THRU UBS COMMISSIONS PAID 0.01 TR TRAN#=0000000000000219 TR CD=0 REG=504 PORT=PRIN	52 68		188 46	1011000082
		84.14	0.00	491.48	
	THERMO ELECTRON CORP - 883556102 - MINOR = 3100				
04/12/10	SOLD 4 SHS THERMO FISHER SCIENTIFIC INC ON 04/07/2010 AT 51. 49 THRU UBS COMMISSIONS PAID 0.01 TR TRAN#=0000000000000322 TR CD=0 REG=504 PORT=PRIN	-8 88		205 95	1004000109
		-8 88	0 00	205.95	
	TOKIO MARINE HOLDINGS ADR - 889094108 - MINOR = 54				
11/12/10	SOLD 8 SHS TOKIO MARINE HOLDINGS ADR ON 11/08/2010 AT 28 97 THRU UBS COMMISSIONS PAID 0 01 TR TRAN#=0000000000000222 TR CD=0 REG=504 PORT=PRIN	26.95		231.75	1011000083
		26 95	0 00	231.75	
	TOTAL S A SPONSORED ADR - 89151E109 - MINOR = 54				
04/12/10	SOLD 1 SH TOTAL SA-SPON ADR ON 04/07/2010 AT 58 17 THRU UBS COMMISSIONS PAID 0 01 TR TRAN#=0000000000000328 TR CD=0 REG=504 PORT=PRIN	8 87		58.16	1004000111
04/12/10	SOLD 3 SHS TOTAL SA-SPON ADR ON 04/07/2010 AT 58 17 THRU UBS COMMISSIONS PAID 0 01 TR TRAN#=0000000000000331 TR CD=0 REG=504 PORT=PRIN	26 63		174 50	1004000112
		35.50	0 00	232 66	
	TOYOTA MTR CORP ADR - 892331307 - MINOR = 54				
02/17/10	SOLD 3 SHS TOYOTA MTR CORP ON 02/11/2010 AT 75 8974 THRU UBS COMMISSIONS PAID 0 01 TR TRAN#=0000000000000012 TR CD=0 REG=504 PORT=PRIN	47 67		227.68	1002000012
02/17/10	SOLD 13 SHS TOYOTA MTR CORP ON 02/11/2010 AT 75 8974 THRU UB S COMMISSIONS PAID 0 02 TR TRAN#=0000000000000015 TR CD=0 REG=504 PORT=PRIN	127 13		607.17	1002000013
		174.80	0.00	834 85	
	TRAVELERS COS INC - 89417E109 - MINOR = 50				
02/23/10	SOLD 3 SHS TRAVELERS COS INC ON 02/18/2010 AT 52 86 THRU UBS COMMISSIONS PAID 0 01 TR TRAN#=0000000000000211 TR CD=0 REG=504 PORT=PRIN	39.73		158.57	1002000085
		39 73	0 00	158 57	
	TURKCELL ILETISIM HIZMET ADR - 900111204 - MINOR = 54				
04/12/10	SOLD 12 SHS TURKCELL ILETISIM HIZMET ADR ON 04/07/2010 AT 15 .7225 THRU UBS COMMISSIONS PAID 0 01 TR TRAN#=0000000000000334 TR CD=0 REG=504 PORT=PRIN	35 90		188.66	1004000113
		35 90	0.00	188.66	

TAX CODE/DATE	TRANSACTIONS	TAXABLE	INCOME	PRINCIPAL	EDIT NUMBER
509	LONG-TERM 15% GAIN/LOSS - CURRENT SALES (CONTINUED)				
	UNILEVER PLC-SPONSORED ADR - 904767704 - MINOR = 54				
10/28/10	SOLD 6 SHS UNILEVER PLC-SPONSORED ADR ON 10/25/2010 AT 29.28 35 THRU UBS COMMISSIONS PAID 0 01 TR TRAN#=000000000000084 TR CD=0 REG=504 PORT=PRIN	60 49		175.69	1010000047
		60 49	0.00	175.69	
	UNION PACIFIC CORP - 907818108 - MINOR = 3100				
02/23/10	SOLD 5 SHS UNION PACIFIC CORP ON 02/18/2010 AT 65 34 THRU UB S COMMISSIONS PAID 0 01 TR TRAN#=000000000000217 TR CD=0 REG=504 PORT=PRIN	-17 29		326.69	1002000087
04/12/10	SOLD 4 SHS UNION PACIFIC CORP ON 04/07/2010 AT 73.5725 THRU UBS COMMISSIONS PAID 0.01 TR TRAN#=000000000000337 TR CD=0 REG=504 PORT=PRIN	102.04		294.28	1004000114
11/12/10	SOLD 3 SHS UNION PACIFIC CORP ON 11/08/2010 AT 92 05 THRU UB S COMMISSIONS PAID 0 01 TR TRAN#=000000000000225 TR CD=0 REG=504 PORT=PRIN	103 31		276.14	1011000084
		188.06	0 00	897 11	
	UNITED TECHNOLOGIES CORP - 913017109 - MINOR = 50				
04/12/10	SOLD 2 SHS UNITED TECHNOLOGIES CORP ON 04/07/2010 AT 73 82 T HRU UBS COMMISSIONS PAID 0 01 TR TRAN#=000000000000344 TR CD=0 REG=504 PORT=PRIN	60 09		147.63	1004000116
07/19/10	SOLD 5 SHS UNITED TECHNOLOGIES CORP ON 07/14/2010 AT 67 9112 THRU UBS COMMISSIONS PAID 0 01 TR TRAN#=000000000000009 TR CD=0 REG=504 PORT=PRIN	120 70		339.55	1007000010
08/17/10	SOLD 2 SHS UNITED TECHNOLOGIES CORP ON 08/12/2010 AT 70 5975 THRU UBS COMMISSIONS PAID 0 01 TR TRAN#=000000000000042 TR CD=0 REG=504 PORT=PRIN	53.65		141 19	1008000020
08/17/10	SOLD 4 SHS UNITED TECHNOLOGIES CORP ON 08/12/2010 AT 70.5975 THRU UBS COMMISSIONS PAID 0.01 TR TRAN#=000000000000045 TR CD=0 REG=504 PORT=PRIN	112.74		282.38	1008000021
		347 18	0 00	910 75	
	VALE S A ADR REPSTG PFD - 91912E204 - MINOR = 54				
04/12/10	SOLD 7 SHS VALE S A ADR REPSTG PFD ON 04/07/2010 AT 28 24 TH RU UBS COMMISSIONS PAID 0.01 TR TRAN#=000000000000347 TR CD=0 REG=504 PORT=PRIN	114 93		197 67	1004000117
11/12/10	SOLD 7 SHS VALE S A ADR REPSTG PFD ON 11/08/2010 AT 29 9935 THRU UBS COMMISSIONS PAID 0 01 TR TRAN#=000000000000231 TR CD=0 REG=504 PORT=PRIN	127 20		209.94	1011000086
		242 13	0 00	407.61	
	VARIAN MEDICAL SYSTEMS INC - 92220P105 - MINOR = 50				
04/12/10	SOLD 1 SH VARIAN MEDICAL SYSTEMS INC ON 04/07/2010 AT 55 122 5 THRU UBS COMMISSIONS PAID 0 01 TR TRAN#=000000000000353 TR CD=0 REG=504 PORT=PRIN	-4 16		55 11	1004000119
04/12/10	SOLD 4 SHS VARIAN MEDICAL SYSTEMS INC ON 04/07/2010 AT 55 12 25 THRU UBS COMMISSIONS PAID 0 01 TR TRAN#=000000000000356 TR CD=0 REG=504 PORT=PRIN	-16 58		220.48	1004000120
11/12/10	SOLD 6 SHS VARIAN MEDICAL SYSTEMS INC ON 11/08/2010 AT 64 73 2 THRU UBS COMMISSIONS PAID 0 01 TR TRAN#=000000000000234 TR CD=0 REG=504 PORT=PRIN	32 78		388 38	1011000087
		12 04	0.00	663 97	
	VERIZON COMMUNICATIONS - 92343V104 - MINOR = 50				
03/09/10	SOLD 17 SHS VERIZON COMMUNICATIONS ON 03/04/2010 AT 29 2304 THRU UBS COMMISSIONS PAID 0 01 TR TRAN#=000000000000021 TR CD=0 REG=504 PORT=PRIN	-27.53		496 91	1003000013
04/12/10	SOLD 5 SHS VERIZON COMMUNICATIONS ON 04/07/2010 AT 30.25 THR U UBS COMMISSIONS PAID 0 01 TR TRAN#=000000000000359 TR CD=0 REG=504 PORT=PRIN	-0 20		151.24	1004000121
		-27 73	0 00	648.15	
	VISA INC CL A - 92826C839 - MINOR = 50				
11/12/10	SOLD 2 SHS VISA INC CL A ON 11/08/2010 AT 79 01 THRU UBS COM MISSIONS PAID 0 01 TR TRAN#=000000000000237 TR CD=0 REG=504 PORT=PRIN	37.28		158 01	1011000088

TAX CODE/DATE TRANSACTIONS	TAXABLE	INCOME	PRINCIPAL	EDIT NUMBER
509 LONG-TERM 15% GAIN/LOSS - CURRENT SALES (CONTINUED) VISA INC CL A - 92826C839 - MINOR = 50 (CONTINUED)				
	37 28	0 00	158.01	
WAL-MART STORES INC - 931142103 - MINOR = 50				
02/23/10 SOLD 5 SHS WAL-MART STORES INC ON 02/18/2010 AT 53.45 THRU U BS COMMISSIONS PAID 0 01 TR TRAN#=0000000000000226 TR CD=0 REG=504 PORT=PRIN	30 19		267 24	1002000090
04/12/10 SOLD 3 SHS WAL-MART STORES INC ON 04/07/2010 AT 55 3706 THRU UBS COMMISSIONS PAID 0 01 TR TRAN#=0000000000000365 TR CD=0 REG=504 PORT=PRIN	8 37		166 10	1004000123
11/12/10 SOLD 3 SHS WAL-MART STORES INC ON 11/08/2010 AT 54.96 THRU U BS COMMISSIONS PAID 0 01 TR TRAN#=0000000000000240 TR CD=0 REG=504 PORT=PRIN	7 14		164 87	1011000089
	45 70	0.00	598 21	
WASTE MANAGEMENT INC - 94106L109 - MINOR = 3100				
04/12/10 SOLD 2 SHS WASTE MANAGEMENT INC ON 04/07/2010 AT 34.6825 THR U UBS COMMISSIONS PAID 0 01 TR TRAN#=0000000000000368 TR CD=0 REG=504 PORT=PRIN	18 00		69 36	1004000124
04/12/10 SOLD 7 SHS WASTE MANAGEMENT INC ON 04/07/2010 AT 34 6825 THR U UBS COMMISSIONS PAID 0 01 TR TRAN#=0000000000000371 TR CD=0 REG=504 PORT=PRIN	63 01		242.77	1004000125
08/03/10 SOLD 8 SHS WASTE MANAGEMENT INC ON 07/29/2010 AT 34 14 THRU UBS COMMISSIONS PAID 0 01 TR TRAN#=0000000000000004 TR CD=0 REG=504 PORT=PRIN	64.69		273.11	1008000005
11/12/10 SOLD 2 SHS WASTE MANAGEMENT INC ON 11/08/2010 AT 35 182 THRU UBS COMMISSIONS PAID 0 01 TR TRAN#=0000000000000243 TR CD=0 REG=504 PORT=PRIN	18 99		70.35	1011000090
11/12/10 SOLD 7 SHS WASTE MANAGEMENT INC ON 11/08/2010 AT 35 182 THRU UBS COMMISSIONS PAID 0 01 TR TRAN#=0000000000000246 TR CD=0 REG=504 PORT=PRIN	67.10		246 26	1011000091
	231 79	0 00	901.85	
WELLS FARGO & CO NEW - 949746101 - MINOR = 3100				
04/12/10 SOLD 11 SHS WELLS FARGO & CO NEW ON 04/07/2010 AT 31.8825 TH RU UBS COMMISSIONS PAID 0 01 TR TRAN#=0000000000000374 TR CD=0 REG=504 PORT=PRIN	99 44		350 70	1004000126
	99 44	0 00	350 70	
WESTERN DIGITAL CORP - 958102105 - MINOR = 50				
10/26/10 SOLD 22 SHS WESTERN DIGITAL CORP ON 10/21/2010 AT 30.3641 TH RU UBS COMMISSIONS PAID 0 02 TR TRAN#=0000000000000008 TR CD=0 REG=504 PORT=PRIN	-134 24		667.99	1010000016
	-134 24	0.00	667.99	
WILEY JOHN & SONS INC CL A - 968223206 - MINOR = 50				
04/12/10 SOLD 5 SHS WILEY JOHN & SONS INC CL A ON 04/07/2010 AT 43 20 15 THRU UBS COMMISSIONS PAID 0 01 TR TRAN#=0000000000000378 TR CD=0 REG=504 PORT=PRIN	63.40		216.00	1004000127
	63 40	0 00	216 00	
XILINX INC - 983919101 - MINOR = 3100				
10/26/10 SOLD 23 SHS XILINX INC ON 10/21/2010 AT 25 0617 THRU UBS COM MISSIONS PAID 0 01 TR TRAN#=0000000000000011 TR CD=0 REG=504 PORT=PRIN	77 85		576 41	1010000017
12/29/10 SOLD 38 SHS XILINX INC ON 12/23/2010 AT 28.8282 THRU UBS COM MISSIONS PAID 0.02 TR TRAN#=0000000000000003 TR CD=0 REG=504 PORT=PRIN	261 91		1095.45	1012000018
	339.76	0.00	1671.86	
ZURICH FINANCIAL SVCS ADR - 98982M107 - MINOR = 54				
11/12/10 SOLD 8 SHS ZURICH FINANCIAL SVCS ADR ON 11/08/2010 AT 24 25 THRU UBS COMMISSIONS PAID 0.01 TR TRAN#=0000000000000250 TR CD=0 REG=504 PORT=PRIN	66 79		193.99	1011000092
	66.79	0 00	193 99	

TAX CODE/DATE	TRANSACTIONS	TAXABLE	INCOME	PRINCIPAL	EDIT NUMBER
509	LONG-TERM 15% GAIN/LOSS - CURRENT SALES (CONTINUED) ACCENTURE PLC CL A - G1151C101 - MINOR = 54				
04/12/10	SOLD 4 SHS ACCENTURE PLC CL A ON 04/07/2010 AT 41 52 THRU UBS S COMMISSIONS PAID 0 01 TR TRAN#=0000000000000001 TR CD=0 REG=504 PORT=PRIN	54 67		166.07	1004000003
11/12/10	SOLD 4 SHS ACCENTURE PLC CL A ON 11/08/2010 AT 44.9735 THRU UBS COMMISSIONS PAID 0 01 TR TRAN#=0000000000000003 TR CD=0 REG=504 PORT=PRIN	68 48		179 88	1011000011
		123 15	0 00	345.95	
	CENTRAL EUROPEAN MEDIA ENT-A - G20045202 - MINOR = 54				
08/11/10	SOLD 21 SHS CENTRAL EUROPEAN MEDIA ENT-A ON 08/06/2010 AT 22 8825 THRU UBS COMMISSIONS PAID 0 01 TR TRAN#=0000000000000005 TR CD=0 REG=504 PORT=PRIN	113 63		480.52	1008000008
		113 63	0 00	480 52	
	COVIDIEN PLC - G2554F105 - MINOR = 54				
04/12/10	SOLD 4 SHS COVIDIEN PLC ON 04/07/2010 AT 50.31 THRU UBS COMM ISSIONS PAID 0.01 TR TRAN#=0000000000000004 TR CD=0 REG=504 PORT=PRIN	69 27		201 23	1004000004
		69 27	0 00	201.23	
	INVESCO LTD - G491BT108 - MINOR = 54				
04/16/10	SOLD 2 SHS INVESCO LTD ON 04/13/2010 AT 22.1905 THRU UBS COM MISSIONS PAID 0 01 TR TRAN#=0000000000000001 TR CD=0 REG=504 PORT=PRIN	17 99		44.37	1004000131
04/16/10	SOLD 18 SHS INVESCO LTD ON 04/13/2010 AT 22 1905 THRU UBS CO MMISSIONS PAID 0 01 TR TRAN#=0000000000000004 TR CD=0 REG=504 PORT=PRIN	143 96		355 04	1004000132
		161 95	0.00	399 41	
	TOTAL CODE 509 - LONG-TERM 15% GAIN/LOSS - CURRENT SALES	23993.11	0 00	143731 98	
67	DIVIDEND INVESTMENT EXPENSE - NON-ALLOCABLE ABB LTD SPONSORED ADR - 000375204 - MINOR = 54				
07/23/10	CASH DISBURSEMENT PAID TO AGENT FEE FOR FOREIGN DIVS ON ABB LTD SPON ADR SPONSORED ADR EFFECTIVE 07/14/2010 PAID TO. AGENT FEE FOR FOREIGN DIVS TR TRAN#=0000000000000002 TR CD=672 REG= PORT=INC	-1 68	-1.68		1007000079 **CHANGED** 08/12/10 KMR
		-1 68	-1 68	0 00	
	ANGLO AMERICAN PLC ADR - 03485P201 - MINOR = 54				
10/08/10	CASH DISBURSEMENT PAID TO AGENT FEE FOR FOREIGN DIVS ON ANGL O AMERICAN PLC ADR EFFECTIVE 08/20/2010 PAID TO. AGENT FEE FOR FOREIGN DIVS TR TRAN#=0000000000000004 TR CD=672 REG= PORT=INC	-0 88	-0.88		1010000027 **CHANGED** 11/10/10 KMR
		-0 88	-0.88	0.00	
	ATLAS COPCO AB SPON ADR REPSTG CL B - 049255805 - MINOR = 54				
05/17/10	CASH DISBURSEMENT PAID TO AGENT FEE FOR FOREIGN DIVS ON ATLA S COPCO AB SPON ADR REPSTG CL B EFFECTIVE 05/03/2010 PAID TO AGENT FEE FOR FOREIGN DIVS TR TRAN#=0000000000000005 TR CD=672 REG= PORT=INC	-0.23	-0 23		1005000063 **CHANGED** 06/08/10 KMR
		-0 23	-0 23	0.00	
	BASF AG SPONSORED ADR - 055262505 - MINOR = 54				
05/11/10	CASH DISBURSEMENT PAID TO AGENT FEE FOR FOREIGN DIVS ON BASF AG SPON ADR EFFECTIVE 04/29/2010 PAID TO AGENT FEE FOR FOREIGN DIVS TR TRAN#=0000000000000017 TR CD=672 REG= PORT=INC	-0.32	-0.32		1005000050 **CHANGED** 06/08/10 KMR
		-0 32	-0.32	0 00	
	BANCO SANTANDER CENTRAL SPON ADR - 05964H105 - MINOR = 54				

Application for Extension of Time To File an Exempt Organization Return

Department of the Treasury
Internal Revenue Service

▶ **File a separate application for each return.**

- If you are filing for an **Automatic 3-Month Extension**, complete only **Part I** and check this box
- If you are filing for an **Additional (Not Automatic) 3-Month Extension**, complete only **Part II** (on page 2 of this form)

Do not complete Part II unless you have already been granted an automatic 3-month extension on a previously filed Form 8868.

Electronic filing (e-file). You can electronically file Form 8868 if you need a 3-month automatic extension of time to file (6 months for a corporation required to file Form 990-T), or an additional (not automatic) 3-month extension of time. You can electronically file Form 8868 to request an extension of time to file any of the forms listed in Part I or Part II with the exception of Form 8870, Information Return for Transfers Associated With Certain Personal Benefit Contracts, which must be sent to the IRS in paper format (see instructions). For more details on the electronic filing of this form, visit www.irs.gov/efile and click on *e-file for Charities & Nonprofits*.

Part I Automatic 3-Month Extension of Time. Only submit original (no copies needed).

A corporation required to file Form 990-T and requesting an automatic 6-month extension – check this box and complete Part I only

All other corporations (including 1120-C filers), partnerships, REMICS, and trusts must use Form 7004 to request an extension of time to file income tax returns

Type or print	Name of exempt organization ST. PIERRE FOUNDATION	Employer identification number 47-0879863
File by the due date for filing your return See instructions	Number, street, and room or suite number If a P O box, see instructions 31982 PASEO SAGRADO	
	City, town or post office, state, and ZIP code For a foreign address, see instructions SAN JUAN CAPISTRANO, CA 92675-3347	

Enter the Return code for the return that this application is for (file a separate application for each return). 04

Application Is For	Return Code	Application Is For	Return Code
Form 990	01	Form 990-T (corporation)	07
Form 990-BL	02	Form 1041-A	08
Form 990-EZ	03	Form 4720	09
Form 990-PF	04	Form 5227	10
Form 990-T (section 401(a) or 408(a) trust)	05	Form 6069	11
Form 990-T (trust other than above)	06	Form 8870	12

- The books are in the care of ▶ ST. PIERRE FOUNDATION -----

Telephone No. ▶ (949) 248-9279 ----- FAX No. ▶ -----

- If the organization does not have an office or place of business in the United States, check this box
- If this is for a Group Return, enter the organization's four digit Group Exemption Number (GEN) _____ If this is for the whole group, check this box If it is for part of the group, check this box and attach a list with the names and EINs of all members the extension is for

1 I request an automatic 3-month (6 months for a corporation required to file Form 990-T) extension of time until 8/15, 2011, to file the exempt organization return for the organization named above.

The extension is for the organization's return for:

- ▶ calendar year 2010 or
- ▶ tax year beginning _____, 20____, and ending _____, 20____.

2 If the tax year entered in line 1 is for less than 12 months, check reason Initial return Final return Change in accounting period

3a If this application is for Form 990-BL, 990-PF, 990-T, 4720, or 6069, enter the tentative tax, less any nonrefundable credits. See instructions	3a	\$	0.
b If this application is for Form 990-PF, 990-T, 4720, or 6069, enter any refundable credits and estimated tax payments made Include any prior year overpayment allowed as a credit	3b	\$	78.
c Balance due. Subtract line 3b from line 3a Include your payment with this form, if required, by using EFTPS (Electronic Federal Tax Payment System) See instructions	3c	\$	0.

Caution. If you are going to make an electronic fund withdrawal with this Form 8868, see Form 8453-EO and Form 8879-EO for payment instructions