



See a Social Security Number? Say Something!  
Report Privacy Problems to <https://public.resource.org/privacy>  
Or call the IRS Identity Theft Hotline at 1-800-908-4490



**Return of Private Foundation**  
or Section 4947(a)(1) Nonexempt Charitable Trust  
Treated as a Private Foundation

OMB No 1545-0052

**2010**

Note: The foundation may be able to use a copy of this return to satisfy state reporting requirements.

For calendar year 2010, or tax year beginning , 2010, and ending , 20

G Check all that apply: ☐ Initial return ☐ Initial return of a former public charity ☐ Final return  
☐ Amended return ☐ Address change ☐ Name change

Name of foundation: **STEPHEN & HELEN G. SEDORA CHARITABLE TRUST**  
2745800073  
A Employer identification number: **43-1872601**  
Number and street (or P O box number if mail is not delivered to street address): **3333 S. NATIONAL AVE., 3RD FLOOR**  
Room/suite:  
B Telephone number (see page 10 of the instructions): **(417) 268-4000**  
City or town, state, and ZIP code: **SPRINGFIELD, MO 65807**

H Check type of organization: ☒ Section 501(c)(3) exempt private foundation  
☐ Section 4947(a)(1) nonexempt charitable trust ☐ Other taxable private foundation  
I Fair market value of all assets at end of year (from Part II, col. (c), line 16): \$ **183,309.**  
J Accounting method: ☒ Cash ☐ Accrual  
☐ Other (specify) \_\_\_\_\_  
(Part I, column (d) must be on cash basis.)

Part I Analysis of Revenue and Expenses (The total of amounts in columns (b), (c), and (d) may not necessarily equal the amounts in column (a) (see page 11 of the instructions).)		(a) Revenue and expenses per books	(b) Net investment income	(c) Adjusted net income	(d) Disbursements for charitable purposes (cash basis only)
1	Contributions, gifts, grants, etc., received (attach schedule)				
2	Check <input checked="" type="checkbox"/> if the foundation is not required to attach Sch B				
3	Interest on savings and temporary cash investments				
4	Dividends and interest from securities	5,342.	5,422.		STMT 1
5a	Gross rents				
b	Net rental income or (loss)				
6a	Net gain or (loss) from sale of assets not on line 10	9,860.			
b	Gross sales price for all assets on line 6a	116,135.			
7	Capital gain net income (from Part IV, line 2)		9,860.		
8	Net short-term capital gain				
9	Income modifications				
10 a	Gross sales less returns and allowances				
b	Less: Cost of goods sold				
c	Gross profit or (loss) (attach schedule)				
11	Other income (attach schedule)	80.			STMT 3
12	Total. Add lines 1 through 11	15,282.	15,282.		
13	Compensation of officers, directors, trustees, etc.	1,478.	1,330.		148.
14	Other employee salaries and wages				
15	Pension plans, employee benefits				
16a	Legal fees (attach schedule)				
b	Accounting fees (attach schedule) STMT 4	300.	270.	NONE	30.
c	Other professional fees (attach schedule)				
17	Interest				
18	Taxes (attach schedule) (see page 14 of the instructions)	42.	42.		
19	Depreciation (attach schedule) and depletion				
20	Occupancy				
21	Travel, conferences, and meetings				
22	Printing and publications				
23	Other expenses (attach schedule)				
24	Total operating and administrative expenses. Add lines 13 through 23	1,820.	1,642.	NONE	178.
25	Contributions, gifts, grants paid	8,799.			8,799.
26	Total expenses and disbursements. Add lines 24 and 25	10,619.	1,642.	NONE	8,977.
27	Subtract line 26 from line 12.				
a	Excess of revenue over expenses and disbursements	4,663.			
b	Net investment income (if negative, enter -0-)		13,640.		
c	Adjusted net income (if negative, enter -0-)				

For Paperwork Reduction Act Notice, see page 30 of the instructions.

JSA

Form 990-PF (2010)

Part II Balance Sheets		Attached schedules and amounts in the description column should be for end-of-year amounts only (See instructions)	Beginning of year	End of year	
			(a) Book Value	(b) Book Value	(c) Fair Market Value
Assets	1	Cash - non-interest-bearing . . . . .	156.		
	2	Savings and temporary cash investments . . . . .	3,017.	2,888.	2,888.
	3	Accounts receivable ▶			
		Less allowance for doubtful accounts ▶			
	4	Pledges receivable ▶			
		Less allowance for doubtful accounts ▶			
	5	Grants receivable . . . . .			
	6	Receivables due from officers, directors, trustees, and other disqualified persons (attach schedule) (see page 15 of the instructions)			
	7	Other notes and loans receivable (attach schedule) ▶			
		Less allowance for doubtful accounts ▶			
	8	Inventories for sale or use . . . . .			
	9	Prepaid expenses and deferred charges . . . . .			
	10 a	Investments - U S and state government obligations (attach schedule) . . . . .			
	b	Investments - corporate stock (attach schedule) . . . . .			
	c	Investments - corporate bonds (attach schedule) . . . . .			
	11	Investments - land, buildings, and equipment basis ▶ Less accumulated depreciation (attach schedule) ▶			
Liabilities	12	Investments - mortgage loans . . . . .			
	13	Investments - other (attach schedule) . . . . . STMT 6	154,376.	159,106.	180,421.
	14	Land, buildings, and equipment basis ▶ Less accumulated depreciation (attach schedule) ▶			
	15	Other assets (describe ▶) . . . . .			
	16	Total assets (to be completed by all filers - see the instructions. Also, see page 1, item I) . . . . .	157,549.	161,994.	183,309.
	17	Accounts payable and accrued expenses . . . . .			
	18	Grants payable . . . . .			
	19	Deferred revenue . . . . .			
	20	Loans from officers, directors, trustees, and other disqualified persons . . . . .			
	21	Mortgages and other notes payable (attach schedule) . . . . .			
Net Assets or Fund Balances	22	Other liabilities (describe ▶) . . . . .			
	23	Total liabilities (add lines 17 through 22) . . . . .			
		Foundations that follow SFAS 117, check here ▶ <input type="checkbox"/> and complete lines 24 through 26 and lines 30 and 31.			
	24	Unrestricted . . . . .			
	25	Temporarily restricted . . . . .			
	26	Permanently restricted . . . . .			
		Foundations that do not follow SFAS 117, check here and complete lines 27 through 31. ▶ <input checked="" type="checkbox"/>			
	27	Capital stock, trust principal, or current funds . . . . .	157,549.	161,994.	
	28	Paid-in or capital surplus, or land, bldg., and equipment fund . . . . .			
	29	Retained earnings, accumulated income, endowment, or other funds . . . . .			
	30	Total net assets or fund balances (see page 17 of the instructions) . . . . .	157,549.	161,994.	
	31	Total liabilities and net assets/fund balances (see page 17 of the instructions) . . . . .	157,549.	161,994.	

## Part III Analysis of Changes in Net Assets or Fund Balances

1	Total net assets or fund balances at beginning of year - Part II, column (a), line 30 (must agree with end-of-year figure reported on prior year's return) . . . . .	1	157,549.
2	Enter amount from Part I, line 27a . . . . .	2	4,663.
3	Other increases not included in line 2 (itemize) ▶ SEE STATEMENT 7	3	497.
4	Add lines 1, 2, and 3 . . . . .	4	162,709.
5	Decreases not included in line 2 (itemize) ▶ SEE STATEMENT 8	5	715.
6	Total net assets or fund balances at end of year (line 4 minus line 5) - Part II, column (b), line 30 . . . . .	6	161,994.

Form 990-PF (2010)

**Part IV Capital Gains and Losses for Tax on Investment Income**

(a) List and describe the kind(s) of property sold (e.g., real estate, 2-story brick warehouse; or common stock, 200 shs MLC Co)			(b) How acquired P-Purchase D-Donation	(c) Date acquired (mo, day, yr)	(d) Date sold (mo, day, yr)
<b>1a SEE PART IV DETAIL</b>					
<b>b</b>					
<b>c</b>					
<b>d</b>					
<b>e</b>					
(e) Gross sales price	(f) Depreciation allowed (or allowable)	(g) Cost or other basis plus expense of sale	(h) Gain or (loss) (e) plus (f) minus (g)		
<b>a</b>					
<b>b</b>					
<b>c</b>					
<b>d</b>					
<b>e</b>					
Complete only for assets showing gain in column (h) and owned by the foundation on 12/31/69			(i) Gains (Col (h) gain minus col (k), but not less than -0-) or Losses (from col (h))		
(i) FMV as of 12/31/69	(j) Adjusted basis as of 12/31/69	(k) Excess of col (i) over col. (j), if any			
<b>a</b>					
<b>b</b>					
<b>c</b>					
<b>d</b>					
<b>e</b>					
<b>2 Capital gain net income or (net capital loss)</b>			<b>2</b>	9,860.	
{ If gain, also enter in Part I, line 7 If (loss), enter -0- in Part I, line 7					
<b>3 Net short-term capital gain or (loss) as defined in sections 1222(5) and (6):</b>			<b>3</b>		
If gain, also enter in Part I, line 8, column (c) (see pages 13 and 17 of the instructions)					
If (loss), enter -0- in Part I, line 8.					

**Part V Qualification Under Section 4940(e) for Reduced Tax on Net Investment Income**

(For optional use by domestic private foundations subject to the section 4940(a) tax on net investment income)

If section 4940(d)(2) applies, leave this part blank.

Was the foundation liable for the section 4942 tax on the distributable amount of any year in the base period?

☐ Yes ☒ No

If "Yes," the foundation does not qualify under section 4940(e). Do not complete this part

**1 Enter the appropriate amount in each column for each year; see page 18 of the instructions before making any entries**

(a) Base period years Calendar year (or tax year beginning in)	(b) Adjusted qualifying distributions	(c) Net value of noncharitable-use assets	(d) Distribution ratio (col (b) divided by col (c))
2009	10,537.	155,458.	0.06778036511
2008	12,797.	185,441.	0.06900847170
2007	10,562.	214,690.	0.04919651591
2006	10,865.	206,587.	0.05259285434
2005	11,033.	198,057.	0.05570618559
<b>2 Total of line 1, column (d)</b>			<b>2</b> 0.29428439265
<b>3 Average distribution ratio for the 5-year base period - divide the total on line 2 by 5, or by the number of years the foundation has been in existence if less than 5 years</b>			<b>3</b> 0.05885687853
<b>4 Enter the net value of noncharitable-use assets for 2010 from Part X, line 5</b>			<b>4</b> 170,998.
<b>5 Multiply line 4 by line 3</b>			<b>5</b> 10,064.
<b>6 Enter 1% of net investment income (1% of Part I, line 27b)</b>			<b>6</b> 136.
<b>7 Add lines 5 and 6</b>			<b>7</b> 10,200.
<b>8 Enter qualifying distributions from Part XII, line 4</b>			<b>8</b> 8,977.

If line 8 is equal to or greater than line 7, check the box in Part VI, line 1b, and complete that part using a 1% tax rate. See the Part VI instructions on page 18

**Part VI Excise Tax Based on Investment Income (Section 4940(a), 4940(b), 4940(e), or 4948 - see page 18 of the instructions)**

1a Exempt operating foundations described in section 4940(d)(2), check here <input type="checkbox"/> and enter "N/A" on line 1 . . . . .		1	273.
Date of ruling or determination letter _____ (attach copy of ruling letter if necessary - see instructions)			
b Domestic foundations that meet the section 4940(e) requirements in Part V, check here <input type="checkbox"/> and enter 1% of Part I, line 27b . . . . .			
c All other domestic foundations enter 2% of line 27b Exempt foreign organizations enter 4% of Part I, line 12, col. (b).			
2 Tax under section 511 (domestic section 4947(a)(1) trusts and taxable foundations only. Others enter -0-) . . . . .		2	
3 Add lines 1 and 2 . . . . .		3	273.
4 Subtitle A (income) tax (domestic section 4947(a)(1) trusts and taxable foundations only. Others enter -0-) . . . . .		4	NONE
5 Tax based on investment income. Subtract line 4 from line 3. If zero or less, enter -0- . . . . .		5	273.
6 Credits/Payments			
a 2010 estimated tax payments and 2009 overpayment credited to 2010 . . . . .	6a 36.		
b Exempt foreign organizations-tax withheld at source . . . . .	6b NONE		
c Tax paid with application for extension of time to file (Form 8868) . . . . .	6c NONE		
d Backup withholding erroneously withheld . . . . .	6d		
7 Total credits and payments Add lines 6a through 6d . . . . .		7	36.
8 Enter any penalty for underpayment of estimated tax. Check here <input type="checkbox"/> if Form 2220 is attached . . . . .		8	
9 Tax due If the total of lines 5 and 8 is more than line 7, enter amount owed . . . . .		9	237.
10 Overpayment. If line 7 is more than the total of lines 5 and 8, enter the amount overpaid . . . . .		10	
11 Enter the amount of line 10 to be Credited to 2011 estimated tax <input type="checkbox"/> Refunded <input type="checkbox"/>		11	

**Part VII-A Statements Regarding Activities**

	Yes	No
1a During the tax year, did the foundation attempt to influence any national, state, or local legislation or did it participate or intervene in any political campaign? . . . . .		X
b Did it spend more than \$100 during the year (either directly or indirectly) for political purposes (see page 19 of the instructions for definition)? . . . . .		X
If the answer is "Yes" to 1a or 1b, attach a detailed description of the activities and copies of any materials published or distributed by the foundation in connection with the activities		
c Did the foundation file Form 1120-POL for this year? . . . . .		X
d Enter the amount (if any) of tax on political expenditures (section 4955) imposed during the year (1) On the foundation ► \$ (2) On foundation managers ► \$		
e Enter the reimbursement (if any) paid by the foundation during the year for political expenditure tax imposed on foundation managers ► \$		
2 Has the foundation engaged in any activities that have not previously been reported to the IRS? . . . . .		X
If "Yes," attach a detailed description of the activities		
3 Has the foundation made any changes, not previously reported to the IRS, in its governing instrument, articles of incorporation, or bylaws, or other similar instruments? If "Yes," attach a conformed copy of the changes . . . . .		X
4a Did the foundation have unrelated business gross income of \$1,000 or more during the year? . . . . .		X
b If "Yes," has it filed a tax return on Form 990-T for this year? . . . . .		
5 Was there a liquidation, termination, dissolution, or substantial contraction during the year? . . . . .		X
If "Yes," attach the statement required by General Instruction T		
6 Are the requirements of section 508(e) (relating to sections 4941 through 4945) satisfied either • By language in the governing instrument, or • By state legislation that effectively amends the governing instrument so that no mandatory directions that conflict with the state law remain in the governing instrument? . . . . .	X	
7 Did the foundation have at least \$5,000 in assets at any time during the year? If "Yes," complete Part II, col (c), and Part XV . . . . .	X	
8a Enter the states to which the foundation reports or with which it is registered (see page 19 of the instructions) ► STMT 9		
b If the answer is "Yes" to line 7, has the foundation furnished a copy of Form 990-PF to the Attorney General (or designate) of each state as required by General Instruction G? If "No," attach explanation . . . . .	X	
9 Is the foundation claiming status as a private operating foundation within the meaning of section 4942(j)(3) or 4942(j)(5) for calendar year 2010 or the taxable year beginning in 2010 (see instructions for Part XIV on page 27)? If "Yes," complete Part XIV . . . . .		X
10 Did any persons become substantial contributors during the tax year? If "Yes," attach a schedule listing their names and addresses . . . . .		X

Form 990-PF (2010)

**Part VII-A Statements Regarding Activities (continued)**

11	At any time during the year, did the foundation, directly or indirectly, own a controlled entity within the meaning of section 512(b)(13)? If "Yes," attach schedule (see page 20 of the instructions) . . . . .	11		X
12	Did the foundation acquire a direct or indirect interest in any applicable insurance contract before August 17, 2008? . . . . .	12		X
13	Did the foundation comply with the public inspection requirements for its annual returns and exemption application? . . . . .	13	X	
Website address <input type="checkbox"/> N/A				
14	The books are in care of <input type="checkbox"/> SEE STATEMENT 10 Telephone no <input type="checkbox"/>			
Located at <input type="checkbox"/> ZIP + 4 <input type="checkbox"/>				
15	Section 4947(a)(1) nonexempt charitable trusts filing Form 990-PF in lieu of Form 1041 - Check here . . . . .	15		<input type="checkbox"/>
16	At any time during calendar year 2010, did the foundation have an interest in or a signature or other authority over a bank, securities, or other financial account in a foreign country? . . . . .	16	Yes	No
See page 20 of the instructions for exceptions and filing requirements for Form TD F 90-22.1. If "Yes," enter the name of the foreign country <input type="checkbox"/>				X

**Part VII-B Statements Regarding Activities for Which Form 4720 May Be Required**

File Form 4720 if any item is checked in the "Yes" column, unless an exception applies.

	Yes	No
1a During the year did the foundation (either directly or indirectly)		
(1) Engage in the sale or exchange, or leasing of property with a disqualified person? . . . . .	<input type="checkbox"/> Yes	<input checked="" type="checkbox"/> No
(2) Borrow money from, lend money to, or otherwise extend credit to (or accept it from) a disqualified person? . . . . .	<input type="checkbox"/> Yes	<input checked="" type="checkbox"/> No
(3) Furnish goods, services, or facilities to (or accept them from) a disqualified person? . . . . .	<input type="checkbox"/> Yes	<input checked="" type="checkbox"/> No
(4) Pay compensation to, or pay or reimburse the expenses of, a disqualified person? . . . . .	<input checked="" type="checkbox"/> Yes	<input type="checkbox"/> No
(5) Transfer any income or assets to a disqualified person (or make any of either available for the benefit or use of a disqualified person)? . . . . .	<input type="checkbox"/> Yes	<input checked="" type="checkbox"/> No
(6) Agree to pay money or property to a government official? (Exception. Check "No" if the foundation agreed to make a grant to or to employ the official for a period after termination of government service, if terminating within 90 days) . . . . .	<input type="checkbox"/> Yes	<input checked="" type="checkbox"/> No
b If any answer is "Yes" to 1a(1)-(6), did any of the acts fail to qualify under the exceptions described in Regulations section 53.4941(d)-3 or in a current notice regarding disaster assistance (see page 22 of the instructions)? . . . . .	1b	X
Organizations relying on a current notice regarding disaster assistance check here <input type="checkbox"/>		
c Did the foundation engage in a prior year in any of the acts described in 1a, other than excepted acts, that were not corrected before the first day of the tax year beginning in 2010? . . . . .	1c	X
2 Taxes on failure to distribute income (section 4942) (does not apply for years the foundation was a private operating foundation defined in section 4942(j)(3) or 4942(j)(5)).		
a At the end of tax year 2010, did the foundation have any undistributed income (lines 6d and 6e, Part XIII) for tax year(s) beginning before 2010? . . . . .	<input type="checkbox"/> Yes	<input checked="" type="checkbox"/> No
If "Yes," list the years <input type="checkbox"/>		
b Are there any years listed in 2a for which the foundation is not applying the provisions of section 4942(a)(2) (relating to incorrect valuation of assets) to the year's undistributed income? (If applying section 4942(a)(2) to all years listed, answer "No" and attach statement - see page 22 of the instructions) . . . . .	2b	X
c If the provisions of section 4942(a)(2) are being applied to any of the years listed in 2a, list the years here <input type="checkbox"/>		
3a Did the foundation hold more than a 2% direct or indirect interest in any business enterprise at any time during the year? . . . . .	<input type="checkbox"/> Yes	<input checked="" type="checkbox"/> No
b If "Yes," did it have excess business holdings in 2010 as a result of (1) any purchase by the foundation or disqualified persons after May 26, 1969; (2) the lapse of the 5-year period (or longer period approved by the Commissioner under section 4943(c)(7)) to dispose of holdings acquired by gift or bequest, or (3) the lapse of the 10-, 15-, or 20-year first phase holding period? (Use Schedule C, Form 4720, to determine if the foundation had excess business holdings in 2010) . . . . .	3b	
4a Did the foundation invest during the year any amount in a manner that would jeopardize its charitable purposes? . . . . .	4a	X
b Did the foundation make any investment in a prior year (but after December 31, 1969) that could jeopardize its charitable purpose that had not been removed from jeopardy before the first day of the tax year beginning in 2010? . . . . .	4b	X

Form 990-PF (2010)

**Part VII-B Statements Regarding Activities for Which Form 4720 May Be Required (continued)**

**5a** During the year did the foundation pay or incur any amount to

(1) Carry on propaganda, or otherwise attempt to influence legislation (section 4945(e))? ☐ Yes ☒ No

(2) Influence the outcome of any specific public election (see section 4955); or to carry on, directly or indirectly, any voter registration drive? ☐ Yes ☒ No

(3) Provide a grant to an individual for travel, study, or other similar purposes? ☐ Yes ☒ No

(4) Provide a grant to an organization other than a charitable, etc., organization described in section 509(a)(1), (2), or (3), or section 4940(d)(2)? (see page 22 of the instructions) ☐ Yes ☒ No

(5) Provide for any purpose other than religious, charitable, scientific, literary, or educational purposes, or for the prevention of cruelty to children or animals? ☐ Yes ☒ No

**b** If any answer is "Yes" to 5a(1)-(5), did any of the transactions fail to qualify under the exceptions described in Regulations section 53.4945 or in a current notice regarding disaster assistance (see page 22 of the instructions)? ☐ Yes ☒ No **5b**

Organizations relying on a current notice regarding disaster assistance check here ☐

**c** If the answer is "Yes" to question 5a(4), does the foundation claim exemption from the tax because it maintained expenditure responsibility for the grant? ☐ Yes ☒ No

If "Yes," attach the statement required by Regulations section 53.4945-5(d)

**6a** Did the foundation, during the year, receive any funds, directly or indirectly, to pay premiums on a personal benefit contract? ☐ Yes ☒ No

**b** Did the foundation, during the year, pay premiums, directly or indirectly, on a personal benefit contract? ☐ Yes ☒ No **6b** X

If "Yes" to 6b, file Form 8870

**7a** At any time during the tax year, was the foundation a party to a prohibited tax shelter transaction? ☐ Yes ☒ No

**b** If "Yes," did the foundation receive any proceeds or have any net income attributable to the transaction? ☐ Yes ☒ No **7b**

**Part VIII Information About Officers, Directors, Trustees, Foundation Managers, Highly Paid Employees, and Contractors****1 List all officers, directors, trustees, foundation managers and their compensation (see page 22 of the instructions).**

(a) Name and address	(b) Title, and average hours per week devoted to position	(c) Compensation (If not paid, enter -0-)	(d) Contributions to employee benefit plans and deferred compensation	(e) Expense account, other allowances
SEE STATEMENT 11		1,478.	-0-	-0-

**2 Compensation of five highest-paid employees (other than those included on line 1 - see page 23 of the instructions). If none, enter "NONE."**

(a) Name and address of each employee paid more than \$50,000	(b) Title, and average hours per week devoted to position	(c) Compensation	(d) Contributions to employee benefit plans and deferred compensation	(e) Expense account, other allowances
NONE		NONE	NONE	NONE

Total number of other employees paid over \$50,000 ☐ NONE

Form 990-PF (2010)

**Part VIII Information About Officers, Directors, Trustees, Foundation Managers, Highly Paid Employees, and Contractors** (continued)**3 Five highest-paid independent contractors for professional services** (see page 23 of the instructions). If none, enter "NONE."

(a) Name and address of each person paid more than \$50,000	(b) Type of service	(c) Compensation
NONE		NONE

**Total** number of others receiving over \$50,000 for professional services . . . . . **NONE**

**Part IX-A Summary of Direct Charitable Activities**

List the foundation's four largest direct charitable activities during the tax year. Include relevant statistical information such as the number of organizations and other beneficiaries served, conferences convened, research papers produced, etc.

Expenses

1 NONE	
2	
3	
4	

**Part IX-B Summary of Program-Related Investments** (see page 24 of the instructions)

Describe the two largest program-related investments made by the foundation during the tax year on lines 1 and 2

Amount

1 NONE	
2	
All other program-related investments See page 24 of the instructions	
3 NONE	
<b>Total.</b> Add lines 1 through 3 . . . . .	

Form 990-PF (2010)

**Part X Minimum Investment Return** (All domestic foundations must complete this part. Foreign foundations, see page 24 of the instructions.)

<b>1</b>	Fair market value of assets not used (or held for use) directly in carrying out charitable, etc., purposes:		
<b>a</b>	Average monthly fair market value of securities	<b>1a</b>	170,778.
<b>b</b>	Average of monthly cash balances	<b>1b</b>	2,824.
<b>c</b>	Fair market value of all other assets (see page 25 of the instructions)	<b>1c</b>	NONE
<b>d</b>	<b>Total</b> (add lines 1a, b, and c)	<b>1d</b>	173,602.
<b>e</b>	Reduction claimed for blockage or other factors reported on lines 1a and 1c (attach detailed explanation)	<b>1e</b>	
<b>2</b>	Acquisition indebtedness applicable to line 1 assets	<b>2</b>	NONE
<b>3</b>	Subtract line 2 from line 1d	<b>3</b>	173,602.
<b>4</b>	Cash deemed held for charitable activities. Enter 1 1/2% of line 3 (for greater amount, see page 25 of the instructions)	<b>4</b>	2,604.
<b>5</b>	<b>Net value of noncharitable-use assets.</b> Subtract line 4 from line 3. Enter here and on Part V, line 4	<b>5</b>	170,998.
<b>6</b>	<b>Minimum investment return.</b> Enter 5% of line 5	<b>6</b>	8,550.

**Part XI Distributable Amount** (see page 25 of the instructions) (Section 4942(j)(3) and (j)(5) private operating foundations and certain foreign organizations check here ☐ and do not complete this part)

<b>1</b>	Minimum investment return from Part X, line 6	<b>1</b>	8,550.
<b>2a</b>	Tax on investment income for 2010 from Part VI, line 5	<b>2a</b>	273.
<b>b</b>	Income tax for 2010 (This does not include the tax from Part VI.)	<b>2b</b>	
<b>c</b>	Add lines 2a and 2b	<b>2c</b>	273.
<b>3</b>	Distributable amount before adjustments. Subtract line 2c from line 1	<b>3</b>	8,277.
<b>4</b>	Recoveries of amounts treated as qualifying distributions	<b>4</b>	NONE
<b>5</b>	Add lines 3 and 4	<b>5</b>	8,277.
<b>6</b>	Deduction from distributable amount (see page 25 of the instructions)	<b>6</b>	NONE
<b>7</b>	<b>Distributable amount as adjusted.</b> Subtract line 6 from line 5. Enter here and on Part XIII, line 1	<b>7</b>	8,277.

**Part XII Qualifying Distributions** (see page 25 of the instructions)

<b>1</b>	Amounts paid (including administrative expenses) to accomplish charitable, etc., purposes:		
<b>a</b>	Expenses, contributions, gifts, etc. - total from Part I, column (d), line 26	<b>1a</b>	8,977.
<b>b</b>	Program-related investments - total from Part IX-B	<b>1b</b>	
<b>2</b>	Amounts paid to acquire assets used (or held for use) directly in carrying out charitable, etc., purposes	<b>2</b>	NONE
<b>3</b>	Amounts set aside for specific charitable projects that satisfy the:		
<b>a</b>	Suitability test (prior IRS approval required)	<b>3a</b>	NONE
<b>b</b>	Cash distribution test (attach the required schedule)	<b>3b</b>	NONE
<b>4</b>	<b>Qualifying distributions.</b> Add lines 1a through 3b. Enter here and on Part V, line 8, and Part XIII, line 4	<b>4</b>	8,977.
<b>5</b>	Foundations that qualify under section 4940(e) for the reduced rate of tax on net investment income. Enter 1% of Part I, line 27b (see page 26 of the instructions)	<b>5</b>	N/A
<b>6</b>	<b>Adjusted qualifying distributions.</b> Subtract line 5 from line 4	<b>6</b>	8,977.

**Note:** The amount on line 6 will be used in Part V, column (b), in subsequent years when calculating whether the foundation qualifies for the section 4940(e) reduction of tax in those years

**Part XIII Undistributed Income** (see page 26 of the instructions)

	(a) Corpus	(b) Years prior to 2009	(c) 2009	(d) 2010
1 Distributable amount for 2010 from Part XI, line 7 . . . . .				8,277.
2 Undistributed income, if any, as of the end of 2010				
a Enter amount for 2009 only . . . . .			NONE	
b Total for prior years 20 08, 20 , 20 . . . . .		NONE		
3 Excess distributions carryover, if any, to 2010				
a From 2005 . . . . . 1,464.				
b From 2006 . . . . . 755.				
c From 2007 . . . . . 134.				
d From 2008 . . . . . 3,673.				
e From 2009 . . . . . 2,836.				
f Total of lines 3a through e . . . . .	8,862.			
4 Qualifying distributions for 2010 from Part XII, line 4 ▶ \$ 8,977.				
a Applied to 2009, but not more than line 2a . . . . .			NONE	
b Applied to undistributed income of prior years (Election required - see page 26 of the instructions) . . . . .		NONE		
c Treated as distributions out of corpus (Election required - see page 26 of the instructions) . . . . .	NONE			
d Applied to 2010 distributable amount . . . . .				8,277.
e Remaining amount distributed out of corpus . . . . .	700.			
5 Excess distributions carryover applied to 2010 . . . . . (If an amount appears in column (d), the same amount must be shown in column (a) )	NONE			NONE
6 Enter the net total of each column as indicated below:				
a Corpus Add lines 3f, 4c, and 4e Subtract line 5 . . . . .	9,562.			
b Prior years' undistributed income. Subtract line 4b from line 2b . . . . .		NONE		
c Enter the amount of prior years' undistributed income for which a notice of deficiency has been issued, or on which the section 4942(a) tax has been previously assessed . . . . .		NONE		
d Subtract line 6c from line 6b Taxable amount - see page 27 of the instructions . . . . .		NONE		
e Undistributed income for 2009 Subtract line 4a from line 2a Taxable amount - see page 27 of the instructions . . . . .			NONE	
f Undistributed income for 2010 Subtract lines 4d and 5 from line 1 This amount must be distributed in 2011 . . . . .				NONE
7 Amounts treated as distributions out of corpus to satisfy requirements imposed by section 170(b)(1)(F) or 4942(g)(3) (see page 27 of the instructions) . . . . .	NONE			
8 Excess distributions carryover from 2005 not applied on line 5 or line 7 (see page 27 of the instructions) . . . . .	1,464.			
9 Excess distributions carryover to 2011. Subtract lines 7 and 8 from line 6a . . . . .	8,098.			
10 Analysis of line 9				
a Excess from 2006 . . . . . 755.				
b Excess from 2007 . . . . . 134.				
c Excess from 2008 . . . . . 3,673.				
d Excess from 2009 . . . . . 2,836.				
e Excess from 2010 . . . . . 700.				

**Part XIV Private Operating Foundations** (see page 27 of the instructions and Part VII-A, question 9) NOT APPLICABLE

**1a** If the foundation has received a ruling or determination letter that it is a private operating foundation, and the ruling is effective for 2010, enter the date of the ruling . . . . .

**b** Check box to indicate whether the foundation is a private operating foundation described in section

4942(j)(3) or

4942(j)(5)

	Tax year	Prior 3 years			(e) Total
	(a) 2010	(b) 2009	(c) 2008	(d) 2007	
<b>2a</b> Enter the lesser of the adjusted net income from Part I or the minimum investment return from Part X for each year listed . . . . .					
<b>b</b> 85% of line 2a . . . . .					
<b>c</b> Qualifying distributions from Part XII, line 4 for each year listed . . . . .					
<b>d</b> Amounts included in line 2c not used directly for active conduct of exempt activities . . . . .					
<b>e</b> Qualifying distributions made directly for active conduct of exempt activities Subtract line 2d from line 2c . . . . .					
<b>3</b> Complete 3a, b, or c for the alternative test relied upon					
<b>a</b> "Assets" alternative test - enter					
<b>(1)</b> Value of all assets . . . . .					
<b>(2)</b> Value of assets qualifying under section 4942(j)(3)(B)(i). . . . .					
<b>b</b> "Endowment" alternative test - enter 2/3 of minimum investment return shown in Part X, line 6 for each year listed . . . . .					
<b>c</b> "Support" alternative test - enter					
<b>(1)</b> Total support other than gross investment income (interest, dividends, rents, payments on securities loans (section 512(a)(5)), or royalties). . . . .					
<b>(2)</b> Support from general public and 5 or more exempt organizations as provided in section 4942(j)(3)(B)(iii). . . . .					
<b>(3)</b> Largest amount of support from an exempt organization . . . . .					
<b>(4)</b> Gross investment income . . . . .					

**Part XV Supplementary Information** (Complete this part only if the foundation had \$5,000 or more in assets at any time during the year - see page 28 of the instructions.)**1 Information Regarding Foundation Managers:**

**a** List any managers of the foundation who have contributed more than 2% of the total contributions received by the foundation before the close of any tax year (but only if they have contributed more than \$5,000). (See section 507(d)(2) )

N/A

**b** List any managers of the foundation who own 10% or more of the stock of a corporation (or an equally large portion of the ownership of a partnership or other entity) of which the foundation has a 10% or greater interest.

N/A

**2 Information Regarding Contribution, Grant, Gift, Loan, Scholarship, etc., Programs:**

Check here ☒ if the foundation only makes contributions to preselected charitable organizations and does not accept unsolicited requests for funds. If the foundation makes gifts, grants, etc. (see page 28 of the instructions) to individuals or organizations under other conditions, complete items 2a, b, c, and d.

**a** The name, address, and telephone number of the person to whom applications should be addressed:

**b** The form in which applications should be submitted and information and materials they should include:

**c** Any submission deadlines:

**d** Any restrictions or limitations on awards, such as by geographical areas, charitable fields, kinds of institutions, or other factors:

**Part XV** Supplementary Information (continued)**3 Grants and Contributions Paid During the Year or Approved for Future Payment**

<div>Recipient</div> <div>Name and address (home or business)</div>	If recipient is an individual, show any relationship to any foundation manager or substantial contributor	Foundation status of recipient	Purpose of grant or contribution	Amount
<b>a</b> Paid during the year  SEE STATEMENT 12				
<b>Total</b> .....			▶ <b>3a</b>	8,799.
<b>b</b> Approved for future payment				
<b>Total</b> .....			▶ <b>3b</b>	

Form 990-PF (2010)

**Part XVI-A Analysis of Income-Producing Activities**

**Enter gross amounts unless otherwise indicated.**

Enter gross amounts unless otherwise indicated.		Unrelated business income		Excluded by section 512, 513, or 514		(e) Related or exempt function income (See page 28 of the instructions )
	(a) Business code	(b) Amount	(c) Exclusion code	(d) Amount		
<b>1</b> Program service revenue						
a _____						
b _____						
c _____						
d _____						
e _____						
f _____						
g Fees and contracts from government agencies						
<b>2</b> Membership dues and assessments . . . . .						
<b>3</b> Interest on savings and temporary cash investments						
<b>4</b> Dividends and interest from securities . . . . .			14	5,342.		
<b>5</b> Net rental income or (loss) from real estate:						
a Debt-financed property . . . . .						
b Not debt-financed property . . . . .						
<b>6</b> Net rental income or (loss) from personal property .						
<b>7</b> Other investment income . . . . .						
<b>8</b> Gain or (loss) from sales of assets other than inventory			18	9,860.		
<b>9</b> Net income or (loss) from special events . . . .						
<b>10</b> Gross profit or (loss) from sales of inventory . .						
<b>11</b> Other revenue: a _____						
b _____			1	80.		
c _____						
d _____						
e _____						
<b>12</b> Subtotal. Add columns (b), (d), and (e) . . . .				15,282.		
<b>13</b> Total. Add line 12, columns (b), (d), and (e) . . . . .				15,282.		

## Part XVI-B Relationship of Activities to the Accomplishment of Exempt Purposes

[illegible]



**FORM 990-PF - PART IV**  
**CAPITAL GAINS AND LOSSES FOR TAX ON INVESTMENT INCOME**

Kind of Property		Description				Date acquired	Date sold
Gross sale price less expenses of sale	Depreciation allowed/allowable	Cost or other basis	FMV as of 12/31/69	Adj basis as of 12/31/69	Excess of FMV over adj basis	Gain or (loss)	
		TOTAL SHORT-TERM CAPITAL GAIN DIVIDENDS				334.	
		TOTAL LONG-TERM CAPITAL GAIN DIVIDENDS				741.	
44.00		1.302 DFA EMERGING MARKETS VALUE PORT PROPERTY TYPE: SECURITIES 40.00				12/09/2009 4.00	04/08/2010
547.00		15.474 DFA EMERGING MARKETS VALUE PORT PROPERTY TYPE: SECURITIES 590.00				11/04/2010 -43.00	11/23/2010
1,690.00		71.292 DFA EMERGING MARKETS SMALL CAP PO PROPERTY TYPE: SECURITIES 1,799.00				11/04/2010 -109.00	11/23/2010
503.00		32.846 DFA INTERNATIONAL SMALL COMPANY P PROPERTY TYPE: SECURITIES 595.00				VAR -92.00	04/08/2010
623.00		37.321 DFA INTERNATIONAL SMALL COMPANY P PROPERTY TYPE: SECURITIES 635.00				VAR -12.00	11/04/2010
2,540.00		159.423 DFA INTL SMALL CAP VALUE PORT PROPERTY TYPE: SECURITIES 2,675.00				11/04/2010 -135.00	11/23/2010
30.00		1.322 DFA US SMALL CAP VALUE PORT PROPERTY TYPE: SECURITIES 17.00				04/08/2009 13.00	04/08/2010
365.00		15.428 DFA US SMALL CAP VALUE PORT PROPERTY TYPE: SECURITIES 201.00				04/08/2009 164.00	11/04/2010
1,265.00		66.182 DFA US LARGE CAP VALUE PORT PROPERTY TYPE: SECURITIES 795.00				01/26/2009 470.00	04/08/2010
4,982.00		259.614 DFA US LARGE CAP VALUE PORT PROPERTY TYPE: SECURITIES 3,118.00				01/26/2009 1,864.00	11/04/2010

**FORM 990-PF - PART IV**  
**CAPITAL GAINS AND LOSSES FOR TAX ON INVESTMENT INCOME**

Kind of Property		Description				Date acquired	Date sold
Gross sale price less expenses of sale	Depreciation allowed/allowable	Cost or other basis	FMV as of 12/31/69	Adj basis as of 12/31/69	Excess of FMV over adj basis	Gain or (loss)	
984.00		52.572 DFA US SMALL CAP PORTFOLIO PROPERTY TYPE: SECURITIES 1,045.00				12/23/2005 -61.00	04/08/2010
1,417.00		72.063 DFA US SMALL CAP PORTFOLIO PROPERTY TYPE: SECURITIES 1,434.00				11/04/2010 -17.00	11/23/2010
2.00		.1 DFA INTL VALUE PORT PROPERTY TYPE: SECURITIES 2.00				VAR	04/08/2010
8,231.00		443.702 DFA INTL VALUE PORT PROPERTY TYPE: SECURITIES 6,192.00				VAR 2,039.00	11/04/2010
13.00		1.314 FEDERATED HIGH YIELD BOND FD INSTL PROPERTY TYPE: SECURITIES 12.00				12/07/2009 1.00	04/08/2010
1,477.00		145.92 FEDERATED HIGH YIELD BOND FD INST PROPERTY TYPE: SECURITIES 1,087.00				04/08/2009 390.00	11/04/2010
1,895.00		166.989 FEDERATED TOTAL RETURN BOND FUND PROPERTY TYPE: SECURITIES 1,917.00				11/04/2010 -22.00	11/23/2010
4,751.00		513.569 FEDERATED ULTRA SHORT BD FD INST PROPERTY TYPE: SECURITIES 4,458.00				VAR 293.00	11/04/2010
6,947.00		461.575 MFS EMERGING MARKETS DEBT CL I PROPERTY TYPE: SECURITIES 7,182.00				11/04/2010 -235.00	11/23/2010
631.00		83.981 NORTHERN GLOBAL REAL ESTATE INDEX PROPERTY TYPE: SECURITIES 1,041.00				06/07/2007 -410.00	04/08/2010
2,082.00		242.052 NORTHERN GLOBAL REAL ESTATE INDE PROPERTY TYPE: SECURITIES 2,999.00				06/07/2007 -917.00	11/04/2010

**FORM 990-PF - PART IV**  
**CAPITAL GAINS AND LOSSES FOR TAX ON INVESTMENT INCOME**

Kind of Property		Description				Date acquired	Date sold
Gross sale price less expenses of sale	Depreciation allowed/allowable	Cost or other basis	FMV as of 12/31/69	Adj basis as of 12/31/69	Excess of FMV over adj basis	Gain or (loss)	
3,137.00		397.61 NORTHERN GLOBAL REAL ESTATE INDEX PROPERTY TYPE: SECURITIES 4,591.00				VAR -1,454.00	11/23/2010
3,863.00		332.414 PIMCO FOREIGN BOND FD (UNHEDGED) PROPERTY TYPE: SECURITIES 3,371.00				VAR 492.00	11/04/2010
218.00		27.372 PIMCO COMMODITY REAL RETURN STRAT PROPERTY TYPE: SECURITIES 396.00				06/07/2007 -178.00	04/08/2010
3,405.00		396.881 PIMCO COMMODITY REAL RETURN STRA PROPERTY TYPE: SECURITIES 3,624.00				11/04/2010 -219.00	11/23/2010
10,199.00		900.988 THIRD AVENUE FOCUSED CREDIT FD PROPERTY TYPE: SECURITIES 10,298.00				11/04/2010 -99.00	11/23/2010
		.003 VGD STAR FD DEV MKT STK INDEX PROPERTY TYPE: SECURITIES				VAR	04/08/2010
8,524.00		814.152 VGD STAR FD DEV MKT STK INDEX PROPERTY TYPE: SECURITIES 5,460.00				VAR 3,064.00	11/04/2010
19,561.00		729.618 VANGUARD INFLATION PROTECTED SEC PROPERTY TYPE: SECURITIES 17,266.00				VAR 2,295.00	11/04/2010
9,652.00		864.838 VANGUARD GNMA FD ADM SHRS PROPERTY TYPE: SECURITIES 8,903.00				VAR 749.00	11/04/2010
1,161.00		110.453 VANGUARD INTERM TERM INVESTMENT PROPERTY TYPE: SECURITIES 990.00				VAR 171.00	11/04/2010
7,564.00		693.338 VANGUARD SHORT TERM INVESTMENT G PROPERTY TYPE: SECURITIES 6,907.00				VAR 657.00	11/04/2010

**FORM 990-PF - PART IV  
CAPITAL GAINS AND LOSSES FOR TAX ON INVESTMENT INCOME**

Kind of Property		Description				P or D	Date acquired	Date sold
Gross sale price less expenses of sale	Depreciation allowed/ allowable	Cost or other basis	FMV as of 12/31/69	Adj basis as of 12/31/69	Excess of FMV over adj basis		Gain or (loss)	
600.00		55.453 VANGUARD SHORT TERM INVESTMENT GR PROPERTY TYPE: SECURITIES 542.00					04/08/2009 58.00	11/24/2010
3,300.00		306.406 VANGUARD SHORT TERM INVESTMENT G PROPERTY TYPE: SECURITIES 2,997.00					04/08/2009 303.00	12/21/2010
863.00		7.947 VGD IND 500 SH BEN INT PROPERTY TYPE: SECURITIES 1,062.00					VAR -199.00	04/08/2010
284.00		2.623 VGD IND 500 SH BEN INT PROPERTY TYPE: SECURITIES 293.00					11/04/2010 -9.00	11/23/2010
958.00		35.686 VANGUARD GROWTH INDEX FD SIGNAL S PROPERTY TYPE: SECURITIES 1,000.00					01/29/2008 -42.00	04/08/2010
752.00		26.449 VANGUARD GROWTH INDEX FD SIGNAL S PROPERTY TYPE: SECURITIES 741.00					01/29/2008 11.00	11/04/2010
TOTAL GAIN(LOSS) .....							----- 9,860. =====	

FORM 990PF, PART I - DIVIDENDS AND INTEREST FROM SECURITIES  
=====

DESCRIPTION -----	REVENUE AND EXPENSES PER BOOKS -----	NET INVESTMENT INCOME -----
AQR DIVERSIFIED ARBITRAGE FD I	44.	44.
DFA US MICRO CAP PORTFOLIO	13.	13.
DFA EMERGING MARKETS VALUE PORT	25.	25.
DFA INTERNATIONAL SMALL COMPANY PORT	74.	74.
DFA EMERGING MARKETS PORT	73.	73.
DFA US SMALL CAP VALUE PORT	19.	19.
DFA US LARGE CAP VALUE PORT	192.	192.
DFA US SMALL CAP PORTFOLIO	26.	26.
DFA INTL VALUE PORT	279.	279.
EATON VANCE FLOATING RATE HI INCOME FD	136.	136.
EATON VANCE GLOBAL MACRO ABSOLUTE RETURN	40.	40.
FEDERATED HIGH YIELD BOND FD INSTL	412.	412.
FEDERATED TOTAL RETURN BOND FUND #328	630.	630.
FEDERATED ULTRA SHORT BD FD INST SHRS	86.	86.
GOLDMAN SACHS GOVERNMENT FD #465	2.	2.
GOLDMAN SACHS PRIME OBLIGATION FD #462	1.	1.
MFS EMERGING MARKETS DEBT CL I	18.	18.
NORTHERN GLOBAL REAL ESTATE INDEX FD	134.	134.
PIMCO FOREIGN BOND FD (UNHEDGED) INSTL C	640.	640.
PIMCO COMMODITY REAL RETURN STRATEGY FD	171.	171.
THIRD AVENUE FOCUSED CREDIT FD	11.	11.
VGD STAR FD DEV MKT STK INDEX	409.	409.
VANGUARD SHORT TERM INVESTMENT GRADE FD	80.	80.
VANGUARD INFLATION PROTECTED SEC FD ADM	380.	380.
VANGUARD GNMA FD ADM SHRS	269.	269.
VANGUARD INTERM TERM INVESTMENT GRADE FD	402.	402.
VANGUARD SHORT TERM INVESTMENT GRADE FD	501.	501.
VANGUARD INTERM TERM INVEST GRD FD INV S	54.	54.
VGD IND 500 SH BEN INT	171.	171.
VANGUARD GROWTH INDEX FD SIGNAL SHRS	130.	130.
990/990PF ADJUSTMENT	-80.	-80.

FORM 990PF, PART I - DIVIDENDS AND INTEREST FROM SECURITIES  
=====

DESCRIPTION -----	REVENUE AND EXPENSES PER BOOKS -----	NET INVESTMENT INCOME -----
TOTAL	5,342.	5,422.
	=====	=====

FORM 990PF, PART I - OTHER INCOME  
=====

DESCRIPTION -----	REVENUE AND EXPENSES PER BOOKS -----
FEDERAL TAX REFUND	80.
	-----
TOTALS	80.
	=====

## FORM 990PF, PART I - ACCOUNTING FEES

DESCRIPTION	REVENUE AND EXPENSES PER BOOKS	NET INVESTMENT INCOME	ADJUSTED NET INCOME	CHARITABLE PURPOSES
TAX PREPARATION FEE (NON-ALLOC	300.	270.		30.
TOTALS	300.	270.	NONE	30.

## FORM 990PF, PART I - TAXES

=====

DESCRIPTION -----	REVENUE AND EXPENSES PER BOOKS -----	NET INVESTMENT INCOME -----
FOREIGN TAXES ON QUALIFIED FOR	26.	26.
FOREIGN TAXES ON NONQUALIFIED	16.	16.
TOTALS	42.	42.
	=====	=====

## FORM 990PF, PART II - OTHER INVESTMENTS

=====

DESCRIPTION	COST/ FMV C OR F	BEGINNING BOOK VALUE	ENDING BOOK VALUE	ENDING FMV
FEDERATED TOTAL RETURN BOND FD	C	13,020.	13,020.	13,897.
VANGUARD GROWTH INDEX #1347	C	8,056.	19,529.	20,527.
VANGUARD INDEX 500 FUND	C	8,581.	7,519.	9,101.
PIMCO FOREIGN BOND FUND	C	8,872.	9,953.	10,056.
VANGUARD GNMA FUND #536	C	8,903.		
DFA US SMALL CAP VALUE #34	C	2,273.	2,825.	3,348.
DFA EMERGING MARKET VALUE #95	C	1,060.	1,021.	2,047.
DFA INTL SMALL VALUE CO #89	C	3,572.	2,342.	2,862.
DFA US SMALL CAP VALUE #31	C	3,870.	2,055.	4,032.
DFA US LARGE CAP VALUE #35	C	8,531.	4,618.	7,737.
DFA EMERGING MARKET #56	C	1,142.	8,566.	9,399.
DFA INTL VALUE #45	C	10,141.	3,947.	6,420.
VANGUARD TIP FUND #119	C	22,721.	5,455.	6,026.
NORTHERN GLOBAL REAL ESTATE	C	9,723.	1,092.	2,026.
PIMCO COMMODITY #45	C	2,004.	1,609.	1,854.
VANGUARD INTERMED TERM #71	C	7,876.	7,383.	8,559.
FEDERATED HIGH YIELD BOND #900	C	3,776.	2,677.	3,568.
FEDERATED ULTRA SHORT #108	C	4,458.		
VANGUARD DEV MKT #227	C	9,185.		
VANGUARD S-T CORP BOND #39	C	16,612.	11,230.	13,940.
AQR DIVERSIFIED ARBITRAGE FD I	C		6,165.	6,789.
DFA US MICRO CAP PORTFOLIO	C		13,490.	13,418.
EATON VANCE FLOATING RATE HI I	C		3,575.	3,855.
EATON VANCE GLOBAL MACRO ABSOL	C		17,082.	17,120.
THIRD AVENUE FOCUSED CREDIT FD	C		13,476.	13,371.
			477.	469.
TOTALS		154,376.	159,106.	180,421.

FORM 990PF, PART III - OTHER INCREASES IN NET WORTH OR FUND BALANCES  
=====DESCRIPTION  
-----AMOUNT  
-----

ACCRUED INCOME - 2009 REC'D 2010

497.

TOTAL

-----  
497.  
=====

## FORM 990PF, PART III - OTHER DECREASES IN NET WORTH OR FUND BALANCES

DESCRIPTION	AMOUNT
-----	-----
ACCRUED INCOME - 2010 REC'D 2011	709.
MISCELLANEOUS ADJUSMENT/ROUNDING	6.
	-----
TOTAL	715.
	=====

STEPHEN & HELEN G. SEDORA CHARITABLE TRUST

43-1872601

-----  
STATE(S) WHERE THE FOUNDATION IS REGISTERED  
=====

MO

STATEMENT 9

XD578 2 000

DDN333 979R 05/12/2011 13:10:10

2745800073

28 -

STEPHEN & HELEN G. SEDORA CHARITABLE TRUST

43-1872601

FORM 990PF, PART VII-A, LINE 14 - BOOKS ARE IN THE CARE OF  
=====

NAME: CENTRAL TRUST & INVESTMENT COMPANY

ADDRESS: 3333 S. NATIONAL AVENUE, 3RD FLOOR  
SPRINGFIELD, MO 65807

TELEPHONE NUMBER: (417)883-3838

STATEMENT 10

STEPHEN & HELEN G. SEDORA CHARITABLE TRUST

43-1872601

FORM 990PF, PART VIII - LIST OF OFFICERS, DIRECTORS, AND TRUSTEES

=====

OFFICER NAME:

CENTRAL TRUST & INVESTMENT COMPANY

ADDRESS:

3333 S. NATIONAL AVENUE, 3RD FLOOR

SPRINGFIELD, MO 65807

TITLE:

TRUSTEE

AVERAGE HOURS PER WEEK DEVOTED TO POSITION: 5

COMPENSATION ..... 1,478.

TOTAL COMPENSATION: 1,478.

=====

STATEMENT 11

STEPHEN & HELEN G. SEDORA CHARITABLE TRUST 43-1872601  
FORM 990PF, PART XV, LINE 3 - CONTRIBUTIONS, GIFTS, GRANTS PAID  
=====

RECIPIENT NAME:

SEE ATTACHED

AMOUNT OF GRANT PAID ..... 8,799.

TOTAL GRANTS PAID:

8,799.

=====

STATEMENT 12

149 BENEFICIARY DISTRIBUTIONS

DISTRIBUTIONS NOT MATCHED TO BENEFICIARY

04/09/10	CHARITABLE DISTRIBUTION TO DOWNTOWN KIWANIS FOUNDATION CHARITABLE DONATION FOR THE PARK PROJECT FOR 22-2222222 PAID TO DOWNTOWN KIWANIS FOUNDATION TR TRAN#0000000000000054 TR CD=752 REG= PORT=PRIN	-2000 00	-2000 00 1004000013 **CHANGED** 05/06/11 @AT
04/12/10	CHARITABLE DISTRIBUTION TO THE ARC OF THE OZARKS SEDORA CONTRIBUTION TO SUMMER RECREATION PROGRAM, NO LIMITS FOR 55-5555555- PAID TO THE ARC OF THE OZARKS TR TRAN#0000000000000006 TR CD=752 REG= PORT=PRIN	-2000 00	-2000 00 1004000015 **CHANGED** 05/06/11 @AT
12/21/10	CHARITABLE DISTRIBUTION TO DOWNTOWN KIWANIS FOUNDATION CHARITABLE DONATION FROM SEDORA PARK PROJECT-COMM FOUND 2 MATCH FOR: 22-2222222 PAID TO: DOWNTOWN KIWANIS FOUNDATION TR TRAN#0000000000000004 TR CD=752 REG= PORT=PRIN	-1298.90	-1298.90 1012000033 BENE DISTRIBUTION WITH NO SSN **CHANGED** 05/06/11 @AT
12/23/10	CHARITABLE DISTRIBUTION TO HFLCS CHARITABLE DONATION FROM SEDORA FOUNDATION FOR: PAID TO: HFLCS TR TRAN#0000000000000006 TR CD=752 REG= PORT=PRIN	-1500.00	-1500.00 1012000041 BENE DISTRIBUTION WITH NO SSN **CHANGED** 05/06/11 @AT
01/29/10	CHARITABLE DISTRIBUTION TO EASY RIDERS DRILL TEAM CHARITABLE DONATION FROM SEDORA TRUST FOR: 11-1111111 PAID TO: EASY RIDERS DRILL TEAM 7454 FOXTROT LN ROGERSVILLE, MO 65742 TR TRAN#0000000000000006 TR CD=754 REG= PORT=PRIN	-2000.00	-2000.00 1001000047 BENE DISTRIBUTION WITH NO SSN **CHANGED** 05/06/11 @AT
TOTAL CODE 149 - BENEFICIARY DISTRIBUTIONS		-8798 90	0 00 -8798.90

CENTRAL TRUST AND INVESTMENT CO.  
P.O. BOX 779  
JEFFERSON CITY MO 65102

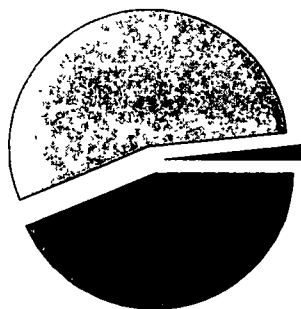
## Account Statement




Account Number. 2745800073  
December 01, 2010 To December 31, 2010

STEPHEN & HELEN SEDORA IR TRUST  
FBO SUSAN STEINER

Account Name.	STEPHEN & HELEN G SEDORA CHARITABLE TRUST
Account Number	2745800073
Relationship Manager:	CAROL PYLES 417-883-3838 CAROL_PYLES @CENTRUSTCO.COM
Portfolio Manager:	RENEE GROSS 417-883-3838 RENEE_GROSS @CENTRUSTCO.COM
Investment Objective.	CT MODERATE GROWTH AND INCOME

## Investment Portfolio Summary



	Tax Cost	Market Value	Percent
 CASH AND EQUIVALENTS	2,888.20	2,888.20	1.6%
 EQUITIES	83,416.70	100,565.46	54.8%
 FIXED INCOME	75,688.40	79,856.09	43.6%
Total	161,993.30	183,309.75	100.0%

# Account Statement

Page 2

Account Number 2745800073

December 01, 2010 To December 31, 2010

## Activity Summary

	This Period	Year To Date	Realized Capital Gains / Losses	
			This Period	Year To Date
Beginning Market Value	180,188 57	172,823 57		
Cash Additions	0 00	3,093 58	Long Term 1,035 83	10,410 85
Cash Disbursements	2,911 77	13,482 49	Short Term 262 71	475 51
Income	2,143 50	6,065 10	Total Gains / Losses 1,298 54	9,935 34
Change In Market Value	3,889 45	14,809 99		
Ending Market Value	183,309 75	183,309 75		

## Asset Detail

Description	Total Market/ Total Cost	Market Price/ Cost Price	Est Annual Income/ Accrued Inc	Current Yield
<b>Cash And Equivalents</b>				
GOLDMAN SACHS GOVERNMENT FD #465	2,888 20	1 00	1 72	0 06
	2,888 20	1 00	0 14	
CASH	0 00			
* Total Cash And Equivalents	2,888 20		1 72	0 06
	2,888 20		0 14	

Description	Ticker	Shares	Total Market/ Total Cost	Market Price/ Cost Price	Est Annual Income/ Accrued Inc	Current Yield
<b>Equities</b>						
AQR DIVERSIFIED ARBITRAGE FD I	ADAIX	1,204 477	13,417 87 13,490 14	11 14 11 20	43 36	0 32
DFA US MICRO CAP PORTFOLIO	DFSCX	279 985	3,855 39 3,575 41	13 77 12 77	23 24	0 60
DFA EMERGING MARKETS VALUE PORT	DFEVX	56 602	2,046 73 1,020 53	36 16 18 03	23 94	1 17
DFA INTERNATIONAL SMALL COMPANY PORT	DFISX	166 573	2,861 72 2,342 28	17 18 14 06	64 80	2 26
DFA EMERGING MARKETS PORT	DFEMX	306 556	9,399 01 8,565 54	30 66 27 94	164 93	1 75
DFA US SMALL CAP VALUE PORT	DFSVX	157 685	4,032 01 2,054 62	25 57 13 03	18 29	0 45
DFA US LARGE CAP VALUE PORT	DFLVX	384 531	7,736 76 4,618 22	20 12 12 01	129 97	1 68
DFA US SMALL CAP PORTFOLIO	DFSTX	156 760	3,348 39 2,824 75	21 36 18 02	24 92	0 74
DFA INTL VALUE PORT	DFIVX	349 271	6,419 60 3,946 76	18 38 11 30	138 66	2 16
NORTHERN GLOBAL REAL ESTATE INDEX FD	NGREX	243 750	2,025 56 1,092 00	8 31 4 48	44 61	2 20

# Account Statement

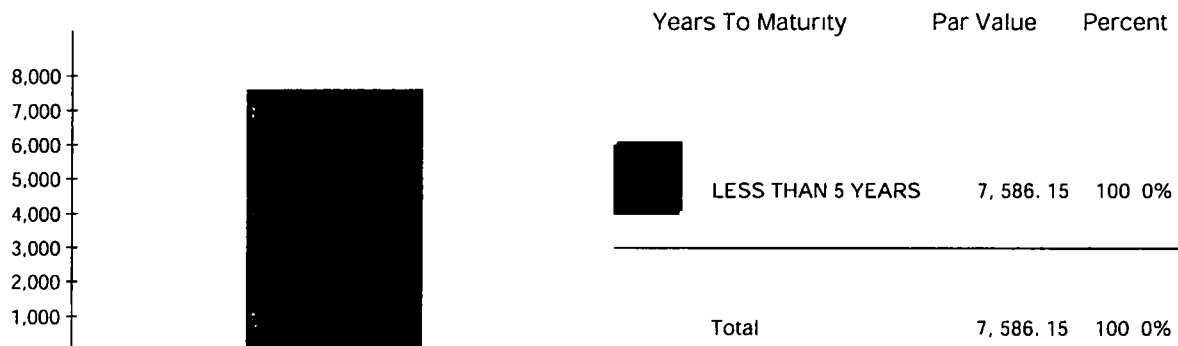
Page 3

Account Number 2745800073  
December 01, 2010 To December 31, 2010

## Asset Detail ( Continued )

Description	Ticker	Shares	Total Market/ Total Cost	Market Price/ Cost Price	Est Annual Income/ Accrued Inc	Current Yield
<b>Equities</b>						
PIMCO COMMODITY REAL RETURN STRATEGY FD CL I	PCRIX	199 576	1,854 06 1,608 60	9 29 8 06	166 05 40 00	8.96
VANGUARD DEVELOPED MARKETS INDEX FD INV SHRS	VDMIX	1,385 655	13,939 69 11,229 94	10 06 8 10	389 37	2 79
VANGUARD INSTITUTIONAL INDEX FD INST SHRS	VINIX	79 136	9,101 43 7 519 14	115 01 95 02	167 77	1 84
VANGUARD GROWTH INDEX FD SIGNAL SHRS	VIGSX	701 546	20,527 24 19,528 77	29 26 27 84	234 32	1 14
* Total Equities			100,565 46 83,416 70		1,634 23 40 00	1 63

## Bond Maturity Summary



Average Time To Maturity: 0 0 Years

Current Yield 4.39%

Description	Rating	Par Value	Total Market/ Total Cost	Market Price/ Cost Price	Est Annual Income/ Accrued Inc	Yield Current/ Maturity
<b>Fixed Income</b>						
EATON VANCE FLOATING RATE HI INCOME FD		1,954 388	17,120 44 17,082 30	8 76 8 74	789 57 65 80	4 61
EATON VANCE GLOBAL MARKET ABSOLUTE RETURN FD CL I		1,301 992	13,371 46 13,475 62	10 27 10 35	718 70 59 89	5.37
FEDERATED HIGH YIELD BOND FD INSTL		359 284	3,567 69 2,676 67	9 93 7 45	302 52 25 21	8 48
FEDERATED TOTAL RETURN BOND FD INST SHRS		1,246,391	13,897 26 13,020 20	11.15 10 45	614 47 51 21	4 42
PIMCO FOREIGN BOND FUND (UNHEDGED) INSTL CL		953 164	10,055 88 9,952 68	10 55 10 44	245 92 20 49	2 45

# Account Statement

Page 4

Account Number 2745800073

December 01, 2010 To December 31, 2010

## Asset Detail ( Continued )

Description	Rating	Par Value	Total Market/ Total Cost	Market Price/ Cost Price	Est Annual Income/ Accrued Inc	Yield Current/ Maturity
<b>Fixed Income</b>						
THIRD AVENUE FOCUSED CREDIT FD		41 749	468 84 477 19	11 23 11 43	28 10	5 99
VANGUARD INFLATION PROTECTED SEC FD ADM SHRS		235 931	6,025 68 5,455 30	25 54 23 12	153 83	2 55
VANGUARD INTERM TERM INVESTMENT GRADE FD ADM SHRS		862 851	8,559 48 7,383 17	9 92 8 56	420 21 35 02	4 91
VANGUARD SHORT TERM INVESTMENT GRADE FD ADM SHRS		630 396	6,789 36 6,165 27	10 77 9 78	235 77 19 65	3 47
* Total Fixed Income			79,856 09 75,688 40		3,509 09 277 27	4 39
Grand Total Assets			183,309 75 161,993 30		5,145 04 317 41	2 81

## Transaction Summary

	Current Period			Year To Date		
	Principal Cash	Income Cash	Cost	Principal Cash	Income Cash	Cost
Beginning Balance	2,668 51-	2,668 51	162,458 22	2,542 56-	2,698 76	157,380 48
Cash Receipts						
Additions				3,105 93		
Dividends	732 48	1,244 25		879 85	2,976 19	
Taxable Interest		166 77			2,196.71	
Total Cash Receipts	732 48	1,411 02	0 00	3,985 78	5,172 90	0 00
Cash Disbursements						
Distributions	2,798 90-			8,948 90-	3,163 58-	
Administrative Fees	56 44-	56 43-		685 03-	684 98-	
Total Cash Disbursements	2,855 34-	56 43-	0 00	9,633 93-	3,848 56-	0 00
Purchases	0 00	0 00	0 00	111,017.03-	0 00	111,017 03
Sales And Maturities	3,300 00	0 00	2,996 65-	118,072 84	0 00	109,292.41-
Net Cash Management	2,531 73-	0 00	2,531 73	2,888 20-	0 00	2,888 20
Ending Balance	4,023 10-	4,023 10	161,993 30	4,023 10-	4,023 10	161,993 30

## Transaction Details By Category

Date	Description	Principal Cash	Income Cash	Cost	Gain / Loss
Beginning Balance		2,668 51-	2,668 51	162,458 22	

# Account Statement

Page 5

Account Number: 2745800073

December 01, 2010 To December 31, 2010

## Transaction Details By Category ( Continued )

Date	Description	Principal Cash	Income Cash	Cost	Gain / Loss
Cash Receipts					
Dividends					
12/01/10	DIVIDEND ON PIMCO FOREIGN BOND FD (UNHEDGED) INSTL CL PAYABLE 12/01/2010		14 66		
12/01/10	DIVIDEND ON EATON VANCE GLOBAL MACRO ABSOLUTE RETURN FD CL I PAYABLE 12/01/2010		40 37		
12/01/10	DIVIDEND ON EATON VANCE FLOATING RATE HI INCOME FD PAYABLE 12/01/2010		38 73		
12/02/10	DIVIDEND ON MFS EMERGING MARKETS DEBT CL I PAYABLE 12/01/2010 EFFECTIVE 12/01/2010		17 86		
12/02/10	DIVIDEND ON FEDERATED HIGH YIELD BOND FD INSTL PAYABLE 12/01/2010 EFFECTIVE 12/01/2010		28 76		
12/08/10	SHORT TERM CAPITAL GAINS DIVIDEND ON 359 284 SHS FEDERATED HIGH YIELD BOND FD INSTL AT 06033 PER SHARE PAYABLE 12/07/2010 EX DATE 12/06/2010 EFFECTIVE 12/07/2010		21 68		21 68
12/08/10	LONG TERM CAPITAL GAINS DIVIDEND ON 359 284 SHS FEDERATED HIGH YIELD BOND FD INSTL AT 01897 PER SHARE PAYABLE 12/07/2010 EX DATE 12/06/2010 EFFECTIVE 12/07/2010	6 82			6.82
12/10/10	DIVIDEND ON 279 985 SHS DFA US MICRO CAP PORTFOLIO AT 045 PER SHARE PAYABLE 12/10/2010 EX DATE 12/09/2010		12 60		
12/10/10	LONG TERM CAPITAL GAINS DIVIDEND ON 56 602 SHS DFA EMERGING MARKETS VALUE PORT AT 1 431 PER SHARE PAYABLE 12/10/2010 EX DATE 12/09/2010	81 00			81 00
12/10/10	SHORT TERM CAPITAL GAINS DIVIDEND ON 56 602 SHS DFA EMERGING MARKETS VALUE PORT AT 203 PER SHARE PAYABLE 12/10/2010 EX DATE 12/09/2010		11 49		11 49
12/10/10	DIVIDEND ON 166 573 SHS DFA INTERNATIONAL SMALL COMPANY PORT AT 0214 PER SHARE PAYABLE 12/10/2010 EX DATE 12/09/2010		35 65		

# Account Statement

Page 6

Account Number 2745800073

December 01, 2010 To December 31, 2010

## Transaction Details By Category ( Continued )

Date	Description	Principal Cash	Income Cash	Cost	Gain / Loss
12/10/10	DIVIDEND ON 306 556 SHS DFA EMERGING MARKETS PORT AT 142 PER SHARE PAYABLE 12/10/2010 EX DATE 12/09/2010		43 53		
12/10/10	LONG TERM CAPITAL GAINS DIVIDEND ON 306 556 SHS DFA EMERGING MARKETS PORT AT 1 769 PER SHARE PAYABLE 12/10/2010 EX DATE 12/09/2010	542 30			542 30
12/10/10	SHORT TERM CAPITAL GAINS DIVIDEND ON 306 556 SHS DFA EMERGING MARKETS PORT AT 001 PER SHARE PAYABLE 12/10/2010 EX DATE 12/09/2010		0 31		0 31
12/10/10	DIVIDEND ON 157 685 SHS DFA US SMALL CAP VALUE PORT AT 084 PER SHARE PAYABLE 12/10/2010 EX DATE 12/09/2010		13 25		
12/10/10	DIVIDEND ON 384 531 SHS DFA US LARGE CAP VALUE PORT AT 109 PER SHARE PAYABLE 12/10/2010 EX DATE 12/09/2010		41 91		
12/10/10	DIVIDEND ON 156 76 SHS DFA US SMALL CAP PORTFOLIO AT 086 PER SHARE PAYABLE 12/10/2010 EX DATE 12/09/2010		13 48		
12/20/10	DIVIDEND ON 1,204 477 SHS AQR DIVERSIFIED ARBITRAGE FD I AT 036417 PER SHARE PAYABLE 12/20/2010 EX DATE 12/17/2010		43 86		
12/20/10	SHORT TERM CAPITAL GAINS DIVIDEND ON 1,204 477 SHS AQR DIVERSIFIED ARBITRAGE FD I AT 131708 PER SHARE PAYABLE 12/20/2010 EX DATE 12/17/2010		158 64		158 64
12/22/10	DIVIDEND ON 243 75 SHS NORTHERN GLOBAL REAL ESTATE INDEX FD AT 056 PER SHARE PAYABLE 12/22/2010 EX DATE 12/21/2010		13 65		
12/22/10	DIVIDEND ON 41 749 SHS THIRD VENUE FOCUSED CREDIT FD AT 0932 PER SHARE PAYABLE 12/22/2010 EX DATE 12/21/2010		10 53		
12/22/10	SHORT TERM CAPITAL GAINS DIVIDEND ON 41 749 SHS THIRD VENUE FOCUSED CREDIT FD AT 0932 PER SHARE PAYABLE 12/22/2010 EX DATE 12/21/2010		4 15		4 15

# Account Statement

Page 7

Account Number 2745800073

December 01, 2010 To December 31, 2010

## Transaction Details By Category ( Continued )

Date	Description	Principal Cash	Income Cash	Cost	Gain / Loss
12/22/10	LONG TERM CAPITAL GAINS DIVIDEND ON 41 749 SHS THIRD AVENUE FOCUSED CREDIT FD AT 00532 PER SHARE PAYABLE 12/22/2010 EX DATE 12/21/2010	0 22			0 22
12/24/10	DIVIDEND ON 701 546 SHS VANGUARD GROWTH INDEX FD SIGNAL SHRS AT 097 PER SHARE PAYABLE 12/27/2010 EX DATE 12/23/2010		68 05		
12/29/10	DIVIDEND ON 1,385 655 SHS VANGUARD DEVELOPED MARKETS INDEX FD INV SHRS AT 281 PER SHARE PAYABLE 12/29/2010 EX DATE 12/28/2010		389 37		
12/29/10	DIVIDEND ON 235 931 SHS VANGUARD INFLATION PROTECTED SEC FD ADM SHRS AT 342 PER SHARE PAYABLE 12/29/2010 EX DATE 12/28/2010		80 69		
12/29/10	DIVIDEND ON 79 136 SHS VANGUARD INSTITUTIONAL INDEX FD INST SHRS AT 587 PER SHARE PAYABLE 12/29/2010 EX DATE 12/28/2010		46 45		
12/30/10	DIVIDEND ON 1,954 388 SHS EATON VANCE FLOATING RATE HI INCOME FD AT 0144 PER SHARE PAYABLE 12/30/2010 EX DATE 12/29/2010		28 14		
12/31/10	SHORT TERM CAPITAL GAINS DIVIDEND ON 862 851 SHS VANGUARD INTERM TERM INVESTMENT GRADE FD ADM SHRS AT 077 PER SHARE PAYABLE 12/31/2010 EX DATE 12/30/2010		66 44		66 44
12/31/10	LONG TERM CAPITAL GAINS DIVIDEND ON 862 851 SHS VANGUARD INTERM TERM INVESTMENT GRADE FD ADM SHRS AT 114 PER SHARE PAYABLE 12/31/2010 EX DATE 12/30/2010	98 36			98 36
12/31/10	LONG TERM CAPITAL GAINS DIVIDEND ON 630 396 SHS VANGUARD SHORT TERM INVESTMENT GRADE FD ADM SHRS AT 006 PER SHARE PAYABLE 12/31/2010 EX DATE 12/30/2010	3 78			3 78
Total Dividends		732 48	1,244 25	0 00	995 19

# Account Statement

Page 8

Account Number 2745800073

December 01, 2010 To December 31, 2010

## Transaction Details By Category ( Continued )

Date	Description	Principal Cash	Income Cash	Cost	Gain / Loss
Taxable Interest					
12/01/10	INTEREST ON GOLDMAN SACHS GOVERNMENT FD #465 PAYABLE 11/30/2010 EFFECTIVE 11/30/2010		0 22		
12/01/10	DIVIDEND ON VANGUARD GNMA FD ADM SHRS PAYABLE 12/01/2010		3 58		
12/01/10	DIVIDEND ON VANGUARD INTERM TERM INVESTMENT GRADE FD ADM SHRS PAYABLE 12/01/2010		34 07		
12/01/10	DIVIDEND ON VANGUARD SHORT TERM INVESTMENT GRADE FD ADM SHRS PAYABLE 12/01/2010		30 87		
12/02/10	DIVIDEND ON FEDERATED TOTAL RETURN BD FD INST SHRS PAYABLE 12/01/2010 EFFECTIVE 12/01/2010		54 26		
12/02/10	DIVIDEND ON FEDERATED ULTRA SHORT BD FD INST SHRS PAYABLE 12/01/2010 EFFECTIVE 12/01/2010		1 08		
12/10/10	DIVIDEND ON 56 602 SHS DFA EMERGING MARKETS VALUE PORT AT 131 PER SHARE PAYABLE 12/10/2010 EX DATE 12/09/2010		7 41		
12/10/10	DIVIDEND ON 349 271 SHS DFA INTL VALUE PORT AT 101 PER SHARE PAYABLE 12/10/2010 EX DATE 12/09/2010		35 28		
Total Taxable Interest		0 00	166 77	0 00	0 00
Total Cash Receipts		732 48	1,411 02	0 00	995 19
Cash Disbursements					
Distributions					
12/21/10	CHARITABLE DISTRIBUTION TO DOWNTOWN KIWANIS FOUNDATION CHARITABLE DONATION FROM SEDORA PARK PROJECT-COMM FOUND 2 MATCH	1,298 90-			
12/23/10	CHARITABLE DISTRIBUTION TO HFLCS CHARITABLE DONATION FROM SEDORA FOUNDATION	1,500.00-			
Total Disbursements		2,798 90-	0 00	0 00	0 00

# Account Statement

Page 9

Account Number. 2745800073

December 01, 2010 To December 31, 2010

## Transaction Details By Category ( Continued )

Date	Description	Principal Cash	Income Cash	Cost	Gain / Loss
<b>Administrative Fees</b>					
12/21/10	PERIODIC FEE TO CENTRAL TRUST AND INVESTMENT CO FOR THE PERIOD 11/20/2010 TO 12/19/2010 BASED ON AVERAGE MARKET VALUE _____ 56.44	56.44-			
12/21/10	PERIODIC FEE TO CENTRAL TRUST AND INVESTMENT CO FOR THE PERIOD 11/20/2010 TO 12/19/2010 BASED ON AVERAGE MARKET VALUE _____ 56.44		56.43-		
Total Administrative Fees		56.44-	56.43-	0.00	0.00
Total Cash Disbursements		2,855.34-	56.43-	0.00	0.00
<b>Sales And Maturities</b>					
12/22/10	SOLD 306.406 SHS VANGUARD SHORT TERM INVESTMENT GRADE FD ADM SHRS ON 12/21/2010 AT 10.77 THRU ASSENT LLC SPRINGFIELD	3,300.00		2,996.65-	303.35
Total Sales And Maturities		3,300.00	0.00	2,996.65-	303.35
<b>Net Cash Management</b>					
	NET CASH MANAGEMENT	2,531.73-		2,531.73	
Total Net Cash Management		2,531.73-	0.00	2,531.73	0.00
Ending Balance		4,023.10-	4,023.10	161,993.30	1,298.54

## For Your Information

We value your relationship with Central Trust & Investment Company, and your satisfaction is our primary goal. Please contact your Relationship Manager if you have any questions about your account, or to discuss ways in which we can be of further assistance.

Some mutual funds in which we invest on your behalf might pay so-called "12(b)-1 fees" as an incentive to invest in their funds. To ensure that our investment decisions are made solely in your best interest and are not influenced by the potential receipt of 12(b)-1 fees, we apply any 12(b)-1 fees received directly to our mutual fund custodian to offset its bill for processing transactions. This arrangement insulates our investment decisions on your behalf from any consideration of 12(b)-1 fees while reducing our overall costs in serving your interests.

### Limitation Notice for Trust Accounts:

For trusts governed by Missouri Law, you have one year from the mailing of this accounting report or other written report to commence a proceeding against the trustee for a claim of breach of trust with respect to any matter disclosed within the report.