



See a Social Security Number? Say Something!  
Report Privacy Problems to <https://public.resource.org/privacy>  
Or call the IRS Identity Theft Hotline at 1-800-908-4490



Form **990-PF**

Return of Private Foundation

or Section 4947(a)(1) Nonexempt Charitable Trust

Treated as a Private Foundation

OMB No 1545-0052

**2010**

Department of the Treasury

Internal Revenue Service

**Note.** The foundation may be able to use a copy of this return to satisfy state reporting requirements

For calendar year 2010, or tax year beginning 01-01-2010 , and ending 12-31-2010

G

Check all that apply

☐ Initial return

☐ Initial return of a former public charity

☐ Final return

☐ Amended return

☐ Address change

☐ Name change

Name of foundation

THE VREDENBURG FOUNDATION

Number and street (or P O box number if mail is not delivered to street address)

PO BOX 678

Room/suite

City or town, state, and ZIP code

CHARITON, IA 50049

A

Employer identification number

42-1481578

B

Telephone number (see page 10 of the instructions)

(641) 774-2179

C

If exemption application is pending, check here

☐

D

1. Foreign organizations, check here

☐

2. Foreign organizations meeting the 85% test, check here and attach computation

☐

E

If private foundation status was terminated under section 507(b)(1)(A), check here

☐

F

If the foundation is in a 60-month termination under section 507(b)(1)(B), check here

☐

H

Check type of organization

☒ Section 501(c)(3) exempt private foundation

☐ Section 4947(a)(1) nonexempt charitable trust

☐ Other taxable private foundation

I

Fair market value of all assets at end of year (from Part II, col. (c), line 16)

☒ \$ 4,289,245

J

Accounting method


















☒ Cash

☐ Accrual





☐ Other (specify) \_\_\_\_\_

(Part I, column (d) must be on cash basis.)

Part I Analysis of Revenue and Expenses (The total of amounts in columns (b), (c), and (d) may not necessarily equal the amounts in column (a) (see page 11 of the instructions) )		(a) Revenue and expenses per books	(b) Net investment income	(c) Adjusted net income	(d) Disbursements for charitable purposes (cash basis only)
Revenue	1 Contributions, gifts, grants, etc , received (attach schedule)				
	2 Check <input checked="" type="checkbox"/> if the foundation is <b>not</b> required to attach Sch B				
	3 Interest on savings and temporary cash investments				
	4 Dividends and interest from securities. . . . .	86,591	88,176	86,591	
	5a Gross rents . . . . .				
	b Net rental income or (loss) _____				
	6a Net gain or (loss) from sale of assets not on line 10				
	b Gross sales price for all assets on line 6a _____				
	7 Capital gain net income (from Part IV, line 2) . . .		212,857		
	8 Net short-term capital gain . . . . .				
	9 Income modifications . . . . .				
	10a Gross sales less returns and allowances				
	b Less Cost of goods sold . . . . .				
Operating and Administrative Expenses	c Gross profit or (loss) (attach schedule) . . . . .				
	11 Other income (attach schedule) . . . . .	3,091	3,091	3,091	
	12 <b>Total.</b> Add lines 1 through 11 . . . . .	89,682	304,124	89,682	
	13 Compensation of officers, directors, trustees, etc				
	14 Other employee salaries and wages . . . . .				
	15 Pension plans, employee benefits . . . . .				
	16a Legal fees (attach schedule) . . . . .	4,000			4,000
	b Accounting fees (attach schedule) . . . . .				
	c Other professional fees (attach schedule) . . . . .	11,839	11,839	11,839	
	17 Interest . . . . .				
	18 Taxes (attach schedule) (see page 14 of the instructions)	0	2,158	2,158	
	19 Depreciation (attach schedule) and depletion . . .				
	20 Occupancy . . . . .				
	21 Travel, conferences, and meetings . . . . .				
	22 Printing and publications . . . . .				
	23 Other expenses (attach schedule) . . . . .	325			325
	24 <b>Total operating and administrative expenses.</b>				
	Add lines 13 through 23 . . . . .	16,164	13,997	13,997	4,325
	25 Contributions, gifts, grants paid . . . . .	199,500			199,500
	26 <b>Total expenses and disbursements.</b> Add lines 24 and 25	215,664	13,997	13,997	203,825
	27 Subtract line 26 from line 12				
	a <b>Excess of revenue over expenses and disbursements</b>	-125,982			
	b <b>Net investment income</b> (if negative, enter -0-)		290,127		
	c <b>Adjusted net income</b> (if negative, enter -0-)			75,685	

Part II Balance Sheets		Attached schedules and amounts in the description column should be for end-of-year amounts only (See instructions)	Beginning of year	End of year	
			(a) Book Value	(b) Book Value	(c) Fair Market Value
Assets	1	Cash—non-interest-bearing . . . . .			
	2	Savings and temporary cash investments . . . . .	28,883	49,905	49,905
	3	Accounts receivable  _____ Less allowance for doubtful accounts  _____			
	4	Pledges receivable  _____ Less allowance for doubtful accounts  _____			
	5	Grants receivable . . . . .			
	6	Receivables due from officers, directors, trustees, and other disqualified persons (attach schedule) (see page 15 of the instructions) . . . . .			
	7	Other notes and loans receivable (attach schedule)  _____ Less allowance for doubtful accounts  _____			
	8	Inventories for sale or use . . . . .			
	9	Prepaid expenses and deferred charges . . . . .			
	10a	Investments—U S and state government obligations (attach schedule)			
	b	Investments—corporate stock (attach schedule) . . . . .	799,983 	583,843	763,718
	c	Investments—corporate bonds (attach schedule). . . . .	918,306 	904,675	938,723
	11	Investments—land, buildings, and equipment basis  _____ Less accumulated depreciation (attach schedule)  _____			
	12	Investments—mortgage loans . . . . .			
	13	Investments—other (attach schedule) . . . . .	1,658,947 	1,954,570	2,536,899
	14	Land, buildings, and equipment basis  _____ Less accumulated depreciation (attach schedule)  _____			
Liabilities	15	Other assets (describe  _____)			
	16	Total assets (to be completed by all filers—see the instructions Also, see page 1, item I)	3,406,119	3,492,993	4,289,245
	17	Accounts payable and accrued expenses . . . . .			
	18	Grants payable . . . . .			
	19	Deferred revenue . . . . .			
	20	Loans from officers, directors, trustees, and other disqualified persons			
	21	Mortgages and other notes payable (attach schedule) . . . . .			
	22	Other liabilities (describe  _____)			
	23	Total liabilities (add lines 17 through 22) . . . . .		0	
Net Assets or Fund Balances		Foundations that follow SFAS 117, check here  <input type="checkbox"/> and complete lines 24 through 26 and lines 30 and 31.			
	24	Unrestricted . . . . .			
	25	Temporarily restricted . . . . .			
	26	Permanently restricted . . . . .			
		Foundations that do not follow SFAS 117, check here  <input checked="" type="checkbox"/> and complete lines 27 through 31.			
	27	Capital stock, trust principal, or current funds . . . . .	3,788,192	3,788,192	
	28	Paid-in or capital surplus, or land, bldg , and equipment fund			
	29	Retained earnings, accumulated income, endowment, or other funds	-382,073	-295,199	
	30	Total net assets or fund balances (see page 17 of the instructions) . . . . .	3,406,119	3,492,993	
	31	Total liabilities and net assets/fund balances (see page 17 of the instructions) . . . . .	3,406,119	3,492,993	

Part III Analysis of Changes in Net Assets or Fund Balances

1	Total net assets or fund balances at beginning of year—Part II, column (a), line 30 (must agree with end-of-year figure reported on prior year’s return) . . . . .	1	3,406,119
2	Enter amount from Part I, line 27a . . . . .	2	-125,982
3	Other increases not included in line 2 (itemize)  _____ 	3	212,857
4	Add lines 1, 2, and 3 . . . . .	4	3,492,994
5	Decreases not included in line 2 (itemize)  _____ 	5	1
6	Total net assets or fund balances at end of year (line 4 minus line 5)—Part II, column (b), line 30 . . . . .	6	3,492,993

Part IV

Capital Gains and Losses for Tax on Investment Income

(a) List and describe the kind(s) of property sold (e g , real estate, 2-story brick warehouse, or common stock, 200 shs MLC Co )		(b) How acquired P—Purchase D—Donation	(c) Date acquired (mo , day, yr )	(d) Date sold (mo , day, yr )
1a	See Additional Data Table			
b				
c				
d				
e				

(e) Gross sales price	(f) Depreciation allowed (or allowable)	(g) Cost or other basis plus expense of sale	(h) Gain or (loss) (e) plus (f) minus (g)
a	See Additional Data Table		
b			
c			
d			
e			

Complete only for assets showing gain in column (h) and owned by the foundation on 12/31/69

(i) F M V as of 12/31/69	(j) Adjusted basis as of 12/31/69	(k) Excess of col (i) over col (j), if any	(l) Gains (Col (h) gain minus col (k), but not less than -0-) or Losses (from col (h))
a	See Additional Data Table		
b			
c			
d			
e			

2	Capital gain net income or (net capital loss)	<div><div>If gain, also enter in Part I, line 7 If (loss), enter -0- in Part I, line 7</div></div>	2	212,857
3	Net short-term capital gain or (loss) as defined in sections 1222(5) and (6) <div>If gain, also enter in Part I, line 8, column (c) (see pages 13 and 17 of the instructions) If (loss), enter -0- in Part I, line 8</div>		3	

Part V

Qualification Under Section 4940(e) for Reduced Tax on Net Investment Income

(For optional use by domestic private foundations subject to the section 4940(a) tax on net investment income )

If section 4940(d)(2) applies, leave this part blank

Was the foundation liable for the section 4942 tax on the distributable amount of any year in the base period? ☐ Yes ☐ No  
If "Yes," the foundation does not qualify under section 4940(e) Do not complete this part

1 Enter the appropriate amount in each column for each year, see page 18 of the instructions before making any entries

(a) Base period years Calendar year (or tax year beginning in)	(b) Adjusted qualifying distributions	(c) Net value of noncharitable-use assets	(d) Distribution ratio (col (b) divided by col (c))
2009	153,966	3,546,184	0 043417
2008	230,601	4,351,369	0 052995
2007	262,357	4,427,998	0 059250
2006	269,614	4,851,077	0 055578
2005	239,225	4,646,030	0 051490

2	Total of line 1, column (d).	2	0 262730
3	Average distribution ratio for the 5-year base period—divide the total on line 2 by 5, or by the number of years the foundation has been in existence if less than 5 years	3	0 052546
4	Enter the net value of noncharitable-use assets for 2010 from Part X, line 5.	4	3,973,135
5	Multiply line 4 by line 3.	5	208,772
6	Enter 1% of net investment income (1% of Part I, line 27b).	6	2,901
7	Add lines 5 and 6.	7	211,673
8	Enter qualifying distributions from Part XII, line 4.	8	203,825

If line 8 is equal to or greater than line 7, check the box in Part VI, line 1b, and complete that part using a 1% tax rate See the Part VI instructions on page 18

Part VI Excise Tax Based on Investment Income (Section 4940(a), 4940(b), 4940(e), or 4948—see page 18 of the instructions)		
1a Exempt operating foundations described in section 4940(d)(2), check here <input type="checkbox"/> and enter "N/A" on line 1 Date of ruling or determination letter _____ (attach copy of letter if necessary—see instructions)		
b Domestic foundations that meet the section 4940(e) requirements in Part V, check here <input type="checkbox"/> and enter 1% of Part I, line 27b . . . . .		15,803
c All other domestic foundations enter 2% of line 27b Exempt foreign organizations enter 4% of Part I, line 12, col (b)		
2 Tax under section 511 (domestic section 4947(a)(1) trusts and taxable foundations only Others enter -0-)		0
3 Add lines 1 and 2. . . . .		15,803
4 Subtitle A (income) tax (domestic section 4947(a)(1) trusts and taxable foundations only Others enter -0-)		
5 Tax based on investment income. Subtract line 4 from line 3 If zero or less, enter -0- . . . . .		15,803
6 Credits/Payments		
a 2010 estimated tax payments and 2009 overpayment credited to 2010	6a1,990	
b Exempt foreign organizations—tax withheld at source . . . . .	6b	
c Tax paid with application for extension of time to file (Form 8868)	6c	
d Backup withholding erroneously withheld . . . . .	6d	
7 Total credits and payments Add lines 6a through 6d. . . . .		1,990
8 Enter any penalty for underpayment of estimated tax Check here <input type="checkbox"/> if Form 2220 is attached		
9 Tax due. If the total of lines 5 and 8 is more than line 7, enter amount owed . . . . .		3,813
10 Overpayment. If line 7 is more than the total of lines 5 and 8, enter the amount overpaid. . . . .		
11 Enter the amount of line 10 to be Credited to 2011 estimated tax 0 Refunded		

Part VII-A Statements Regarding Activities			
1a During the tax year, did the foundation attempt to influence any national, state, or local legislation or did it participate or intervene in any political campaign? . . . . .		1a	No
b Did it spend more than \$100 during the year (either directly or indirectly) for political purposes (see page 19 of the instructions for definition)? . . . . . If the answer is "Yes" to 1a or 1b, attach a detailed description of the activities and copies of any materials published or distributed by the foundation in connection with the activities.		1b	No
c Did the foundation file Form 1120-POL for this year?. . . . .		1c	No
d Enter the amount (if any) of tax on political expenditures (section 4955) imposed during the year (1) On the foundation \$ (2) On foundation managers \$			
e Enter the reimbursement (if any) paid by the foundation during the year for political expenditure tax imposed on foundation managers \$			
2 Has the foundation engaged in any activities that have not previously been reported to the IRS? . . . . . If "Yes," attach a detailed description of the activities.		2	No
3 Has the foundation made any changes, not previously reported to the IRS, in its governing instrument, articles of incorporation, or bylaws, or other similar instruments? If "Yes," attach a conformed copy of the changes . . . . .		3	No
4a Did the foundation have unrelated business gross income of \$1,000 or more during the year?. . . . .		4a	No
b If "Yes," has it filed a tax return on Form 990-T for this year?. . . . .		4b	
5 Was there a liquidation, termination, dissolution, or substantial contraction during the year? . . . . . If "Yes," attach the statement required by General Instruction T.		5	No
6 Are the requirements of section 508(e) (relating to sections 4941 through 4945) satisfied either • By language in the governing instrument, or • By state legislation that effectively amends the governing instrument so that no mandatory directions that conflict with the state law remain in the governing instrument? . . . . .		6	Yes
7 Did the foundation have at least \$5,000 in assets at any time during the year? If "Yes," complete Part II, col (c), and Part XV		7	Yes
8a Enter the states to which the foundation reports or with which it is registered (see page 19 of the instructions) IA			
b If the answer is "Yes" to line 7, has the foundation furnished a copy of Form 990-PF to the Attorney General (or designate) of each state as required by General Instruction G? If "No," attach explanation .		8b	Yes
9 Is the foundation claiming status as a private operating foundation within the meaning of section 4942(j)(3) or 4942(j)(5) for calendar year 2010 or the taxable year beginning in 2010 (see instructions for Part XIV on page 27)? If "Yes," complete Part XIV . . . . .		9	No
10 Did any persons become substantial contributors during the tax year? If "Yes," attach a schedule listing their names and addresses		10	No

Part VII-A

Statements Regarding Activities *(continued)*

11	At any time during the year, did the foundation, directly or indirectly, own a controlled entity within the meaning of section 512(b)(13)? If "Yes," attach schedule (see page 20 of the instructions).	11		No
12	Did the foundation acquire a direct or indirect interest in any applicable insurance contract before August 17, 2008?	12		No
13	Did the foundation comply with the public inspection requirements for its annual returns and exemption application? Website address <b>N/A</b>	13	Yes	
14	The books are in care of <b>RAYMOND C MEYER</b> Telephone no <b>(641) 774-2179</b> Located at <b>106 NORTH GRAND STREET CHARITON IA</b> ZIP+4 <b>500491801</b>			
15	Section 4947(a)(1) nonexempt charitable trusts filing Form 990-PF in lieu of <b>Form 1041</b> —Check here <input type="checkbox"/> and enter the amount of tax-exempt interest received or accrued during the year.	15		
16	At any time during calendar year 2010, did the foundation have an interest in or a signature or other authority over a bank, securities, or other financial account in a foreign country?	16		No
See page 20 of the instructions for exceptions and filing requirements for Form TD F 90-22.1 If "Yes", enter the name of the foreign country.				

Part VII-B

Statements Regarding Activities for Which Form 4720 May Be Required

File Form 4720 if any item is checked in the "Yes" column, unless an exception applies.			Yes	No
1a	During the year did the foundation (either directly or indirectly) (1) Engage in the sale or exchange, or leasing of property with a disqualified person? <input type="checkbox"/> Yes <input checked="" type="checkbox"/> No (2) Borrow money from, lend money to, or otherwise extend credit to (or accept it from) a disqualified person? <input type="checkbox"/> Yes <input checked="" type="checkbox"/> No (3) Furnish goods, services, or facilities to (or accept them from) a disqualified person? <input type="checkbox"/> Yes <input checked="" type="checkbox"/> No (4) Pay compensation to, or pay or reimburse the expenses of, a disqualified person? <input type="checkbox"/> Yes <input checked="" type="checkbox"/> No (5) Transfer any income or assets to a disqualified person (or make any of either available for the benefit or use of a disqualified person)? <input type="checkbox"/> Yes <input checked="" type="checkbox"/> No (6) Agree to pay money or property to a government official? ( <b>Exception.</b> Check "No" if the foundation agreed to make a grant to or to employ the official for a period after termination of government service, if terminating within 90 days ). <input type="checkbox"/> Yes <input checked="" type="checkbox"/> No			
b	If any answer is "Yes" to 1a(1)–(6), did <b>any</b> of the acts fail to qualify under the exceptions described in Regulations section 53.4941(d)-3 or in a current notice regarding disaster assistance (see page 20 of the instructions)? <input type="checkbox"/> Organizations relying on a current notice regarding disaster assistance check here. <input type="checkbox"/>	1b		
c	Did the foundation engage in a prior year in any of the acts described in 1a, other than excepted acts, that were not corrected before the first day of the tax year beginning in 2010?	1c		No
2	Taxes on failure to distribute income (section 4942) (does not apply for years the foundation was a private operating foundation defined in section 4942(j)(3) or 4942(j)(5))			
a	At the end of tax year 2010, did the foundation have any undistributed income (lines 6d and 6e, Part XIII) for tax year(s) beginning before 2010? <input type="checkbox"/> Yes <input checked="" type="checkbox"/> No If "Yes," list the years <b>20</b> , <b>20</b> , <b>20</b> , <b>20</b>			
b	Are there any years listed in 2a for which the foundation is <b>not</b> applying the provisions of section 4942(a)(2) (relating to incorrect valuation of assets) to the year's undistributed income? (If applying section 4942(a)(2) to <b>all</b> years listed, answer "No" and attach statement—see page 20 of the instructions ).	2b		
c	If the provisions of section 4942(a)(2) are being applied to any of the years listed in 2a, list the years here <b>20</b> , <b>20</b> , <b>20</b> , <b>20</b>			
3a	Did the foundation hold more than a 2% direct or indirect interest in any business enterprise at any time during the year? <input type="checkbox"/> Yes <input checked="" type="checkbox"/> No			
b	If "Yes," did it have excess business holdings in 2010 as a result of (1) any purchase by the foundation or disqualified persons after May 26, 1969, (2) the lapse of the 5-year period (or longer period approved by the Commissioner under section 4943(c)(7)) to dispose of holdings acquired by gift or bequest, or (3) the lapse of the 10-, 15-, or 20-year first phase holding period? ( <i>Use Schedule C, Form 4720, to determine if the foundation had excess business holdings in 2010.</i> )	3b		
4a	Did the foundation invest during the year any amount in a manner that would jeopardize its charitable purposes?	4a		No
b	Did the foundation make any investment in a prior year (but after December 31, 1969) that could jeopardize its charitable purpose that had not been removed from jeopardy before the first day of the tax year beginning in 2010?	4b		No

Part VII-B

Statements Regarding Activities for Which Form 4720 May Be Required (continued)

5a	During the year did the foundation pay or incur any amount to			
	(1) Carry on propaganda, or otherwise attempt to influence legislation (section 4945(e))?	<input type="checkbox"/> Yes	<input checked="" type="checkbox"/> No	
	(2) Influence the outcome of any specific public election (see section 4955), or to carry on, directly or indirectly, any voter registration drive?	<input type="checkbox"/> Yes	<input checked="" type="checkbox"/> No	
	(3) Provide a grant to an individual for travel, study, or other similar purposes?	<input type="checkbox"/> Yes	<input checked="" type="checkbox"/> No	
	(4) Provide a grant to an organization other than a charitable, etc , organization described in section 509(a)(1), (2), or (3), or section 4940(d)(2)? (see page 22 of the instructions).	<input type="checkbox"/> Yes	<input checked="" type="checkbox"/> No	
	(5) Provide for any purpose other than religious, charitable, scientific, literary, or educational purposes, or for the prevention of cruelty to children or animals?	<input type="checkbox"/> Yes	<input checked="" type="checkbox"/> No	
b	If any answer is "Yes" to 5a(1)–(5), did <b>any</b> of the transactions fail to qualify under the exceptions described in Regulations section 53.4945 or in a current notice regarding disaster assistance (see page 22 of the instructions)? Organizations relying on a current notice regarding disaster assistance check here.	5b		
c	If the answer is "Yes" to question 5a(4), does the foundation claim exemption from the tax because it maintained expenditure responsibility for the grant? <i>If "Yes," attach the statement required by Regulations section 53.4945–5(d).</i>			
6a	Did the foundation, during the year, receive any funds, directly or indirectly, to pay premiums on a personal benefit contract?			
b	Did the foundation, during the year, pay premiums, directly or indirectly, on a personal benefit contract? <i>If "Yes" to 6b, file Form 8870.</i>	6b		No
7a	At any time during the tax year, was the foundation a party to a prohibited tax shelter transaction?			
b	If yes, did the foundation receive any proceeds or have any net income attributable to the transaction?	7b		

Part VIII

Information About Officers, Directors, Trustees, Foundation Managers, Highly Paid Employees, and Contractors

1 List all officers, directors, trustees, foundation managers and their compensation (see page 22 of the instructions).				
(a) Name and address	(b) Title, and average hours per week devoted to position	(c) Compensation (If not paid, enter -0-)	(d) Contributions to employee benefit plans and deferred compensation	(e) Expense account, other allowances
See Additional Data Table				
2 Compensation of five highest-paid employees (other than those included on line 1—see page 23 of the instructions). If none, enter "NONE."				
(a) Name and address of each employee paid more than \$50,000	(b) Title, and average hours per week devoted to position	(c) Compensation	(d) Contributions to employee benefit plans and deferred compensation	(e) Expense account, other allowances
NONE				
Total number of other employees paid over \$50,000.				0

Part VIII

Information About Officers, Directors, Trustees, Foundation Managers, Highly Paid Employees, and Contractors (continued)

3 Five highest-paid independent contractors for professional services (see page 23 of the instructions). If none, enter "NONE".		
(a) Name and address of each person paid more than \$50,000	(b) Type of service	(c) Compensation
NONE		
Total number of others receiving over \$50,000 for professional services. . . . .		0

Part IX-A

Summary of Direct Charitable Activities

List the foundation's four largest direct charitable activities during the tax year. Include relevant statistical information such as the number of organizations and other beneficiaries served, conferences convened, research papers produced, etc.	Expenses
1	
2	
3	
4	

Part IX-B

Summary of Program-Related Investments (see page 24 of the instructions)

Describe the two largest program-related investments made by the foundation during the tax year on lines 1 and 2	Amount
1	
2	
All other program-related investments. See page 24 of the instructions.	
3	
Total. Add lines 1 through 3. . . . .	



Part X

Minimum Investment Return (All domestic foundations must complete this part. Foreign foundations, see page 24 of the instructions.)

1	Fair market value of assets not used (or held for use) directly in carrying out charitable, etc , purposes		
a	Average monthly fair market value of securities. . . . .	1a	3,977,882
b	Average of monthly cash balances. . . . .	1b	55,758
c	Fair market value of all other assets (see page 24 of the instructions). . . . .	1c	0
d	Total (add lines 1a, b, and c). . . . .	1d	4,033,640
e	Reduction claimed for blockage or other factors reported on lines 1a and 1c (attach detailed explanation). . . . .	1e	
2	Acquisition indebtedness applicable to line 1 assets. . . . .	2	
3	Subtract line 2 from line 1d. . . . .	3	4,033,640
4	Cash deemed held for charitable activities Enter 1 1/2% of line 3 (for greater amount, see page 25 of the instructions). . . . .	4	60,505
5	Net value of noncharitable-use assets. Subtract line 4 from line 3 Enter here and on Part V, line 4	5	3,973,135
6	Minimum investment return. Enter 5% of line 5. . . . .	6	198,657

Part XI

Distributable Amount (see page 25 of the instructions) (Section 4942(j)(3) and (j)(5) private operating foundations and certain foreign organizations check here ☒ and do not complete this part.)

1	Minimum investment return from Part X, line 6. . . . .	1	198,657
2a	Tax on investment income for 2010 from Part VI, line 5. . . . .	2a	5,803
b	Income tax for 2010 (This does not include the tax from Part VI ). . . . .	2b	
c	Add lines 2a and 2b. . . . .	2c	5,803
3	Distributable amount before adjustments Subtract line 2c from line 1. . . . .	3	192,854
4	Recoveries of amounts treated as qualifying distributions. . . . .	4	
5	Add lines 3 and 4. . . . .	5	192,854
6	Deduction from distributable amount (see page 25 of the instructions). . . . .	6	
7	Distributable amount as adjusted Subtract line 6 from line 5 Enter here and on Part XIII, line 1. . . . .	7	192,854

Part XII

Qualifying Distributions (see page 25 of the instructions)

1	Amounts paid (including administrative expenses) to accomplish charitable, etc , purposes		
a	Expenses, contributions, gifts, etc —total from Part I, column (d), line 26. . . . .	1a	203,825
b	Program-related investments—total from Part IX-B. . . . .	1b	
2	Amounts paid to acquire assets used (or held for use) directly in carrying out charitable, etc , purposes. . . . .	2	
3	Amounts set aside for specific charitable projects that satisfy the		
a	Suitability test (prior IRS approval required). . . . .	3a	
b	Cash distribution test (attach the required schedule). . . . .	3b	
4	Qualifying distributions. Add lines 1a through 3b Enter here and on Part V, line 8, and Part XIII, line 4	4	203,825
5	Foundations that qualify under section 4940(e) for the reduced rate of tax on net investment income Enter 1% of Part I, line 27b (see page 26 of the instructions). . . . .	5	
6	Adjusted qualifying distributions. Subtract line 5 from line 4. . . . .	6	203,825
Note: The amount on line 6 will be used in Part V, column (b), in subsequent years when calculating whether the foundation qualifies for the section 4940(e) reduction of tax in those years			

Part XIII

Undistributed Income (see page 26 of the instructions)

	(a) Corpus	(b) Years prior to 2009	(c) 2009	(d) 2010
1	Distributable amount for 2010 from Part XI, line 7			
2	Undistributed income, if any, as of the end of 2010			
a	Enter amount for 2009 only.			
b	Total for prior years 20____, 20____, 20____			
3	Excess distributions carryover, if any, to 2010			
a	From 2005.			
b	From 2006.			
c	From 2007.			
d	From 2008.			
e	From 2009. 68,807			
f	Total of lines 3a through e. 68,807			
4	Qualifying distributions for 2010 from Part XII, line 4 \$ 203,825			
a	Applied to 2009, but not more than line 2a			
b	Applied to undistributed income of prior years (Election required—see page 26 of the instructions)			
c	Treated as distributions out of corpus (Election required—see page 26 of the instructions).			
d	Applied to 2010 distributable amount. 124,047			
e	Remaining amount distributed out of corpus 79,778			
5	Excess distributions carryover applied to 2010 68,807			
(If an amount appears in column (d), the same amount must be shown in column (a).)				
6	Enter the net total of each column as indicated below:			
a	Corpus Add lines 3f, 4c, and 4e Subtract line 5 79,778			
b	Prior years' undistributed income Subtract line 4b from line 2b.			
c	Enter the amount of prior years' undistributed income for which a notice of deficiency has been issued, or on which the section 4942(a) tax has been previously assessed.			
d	Subtract line 6c from line 6b Taxable amount—see page 27 of the instructions.			
e	Undistributed income for 2009 Subtract line 4a from line 2a Taxable amount—see page 27 of the instructions.			
f	Undistributed income for 2010 Subtract lines 4d and 5 from line 1 This amount must be distributed in 2011. 0			
7	Amounts treated as distributions out of corpus to satisfy requirements imposed by section 170(b)(1)(F) or 4942(g)(3) (see page 27 of the instructions).			
8	Excess distributions carryover from 2005 not applied on line 5 or line 7 (see page 27 of the instructions).			
9	Excess distributions carryover to 2011. Subtract lines 7 and 8 from line 6a. 79,778			
10	Analysis of line 9			
a	Excess from 2006.			
b	Excess from 2007.			
c	Excess from 2008.			
d	Excess from 2009.			
e	Excess from 2010. 79,778			

Part XIV

Private Operating Foundations (see page 27 of the instructions and Part VII-A, question 9)

1a

If the foundation has received a ruling or determination letter that it is a private operating foundation, and the ruling is effective for 2010, enter the date of the ruling.

b

Check box to indicate whether the organization is a private operating foundation described in section 4942(j)(3) or 4942(j)(5)

☐ 4942(j)(3) or ☐ 4942(j)(5)

2a	Enter the lesser of the adjusted net income from Part I or the minimum investment return from Part X for each year listed.	Tax year	Prior 3 years			(e) Total
		(a) 2010	(b) 2009	(c) 2008	(d) 2007	
b	85% of line 2a					
c	Qualifying distributions from Part XII, line 4 for each year listed.					
d	Amounts included in line 2c not used directly for active conduct of exempt activities.					
e	Qualifying distributions made directly for active conduct of exempt activities. Subtract line 2d from line 2c.					
3	Complete 3a, b, or c for the alternative test relied upon					
a	"Assets" alternative test—enter					
	(1) Value of all assets.					
	(2) Value of assets qualifying under section 4942(j)(3)(B)(i).					
b	"Endowment" alternative test— enter 2/3 of minimum investment return shown in Part X, line 6 for each year listed.					
c	"Support" alternative test—enter					
	(1) Total support other than gross investment income (interest, dividends, rents, payments on securities loans (section 512(a)(5)), or royalties).					
	(2) Support from general public and 5 or more exempt organizations as provided in section 4942(j)(3)(B)(iii).					
	(3) Largest amount of support from an exempt organization					
	(4) Gross investment income					

Part XV

Supplementary Information (Complete this part only if the organization had \$5,000 or more in assets at any time during the year—see page 27 of the instructions.)

1

Information Regarding Foundation Managers:

a

List any managers of the foundation who have contributed more than 2% of the total contributions received by the foundation before the close of any tax year (but only if they have contributed more than \$5,000) (See section 507(d)(2) )

NA

b

List any managers of the foundation who own 10% or more of the stock of a corporation (or an equally large portion of the ownership of a partnership or other entity) of which the foundation has a 10% or greater interest

NONE

2

Information Regarding Contribution, Grant, Gift, Loan, Scholarship, etc., Programs:

Check here ☐ if the foundation only makes contributions to preselected charitable organizations and does not accept unsolicited requests for funds. If the foundation makes gifts, grants, etc. (see page 28 of the instructions) to individuals or organizations under other conditions, complete items 2a, b, c, and d.

a

The name, address, and telephone number of the person to whom applications should be addressed

THE VREDENBURG FOUNDATION  
PO BOX 678  
CHARITON,IA 50049  
(641) 774-2179

b

The form in which applications should be submitted and information and materials they should include

LETTER AND DOCUMENTATION OF 501(C)(3) OR GOVERNMENT STATUS

c

Any submission deadlines

TWO WEEKS BEFORE SEMI-ANNUAL BOARD MEETINGS IN MAY AND NOVEMBER



d

Any restrictions or limitations on awards, such as by geographical areas, charitable fields, kinds of institutions, or other factors

NO UNSOLICITED APPLICATIONS FOR GRANTS OVER \$25,000

**Part XV** **Supplementary Information** (continued)

**3 Grants and Contributions Paid During the Year or Approved for Future Payment**

Recipient	If recipient is an individual, show any relationship to any foundation manager or substantial contributor	Foundation status of recipient	Purpose of grant or contribution	Amount
Name and address (home or business)				
<b>a</b> <i>Paid during the year</i> See Additional Data Table				
<b>Total</b> . . . . .			 <b>3a</b>	199,500
<b>b</b> <i>Approved for future payment</i> CITY OF CHARITON 115 SOUTH MAIN STREET CHARITON,IA 50049		Govt	HotelCharitonePurchase	25,000
<b>Total</b> . . . . .			 <b>3b</b>	25,000

Enter gross amounts unless otherwise indicated	Unrelated business income		Excluded by section 512, 513, or 514		(e) Related or exempt function income (See page 28 of the instructions )
	(a) Business code	(b) Amount	(c) Exclusion code	(d) Amount	
<b>1</b> Program service revenue					
<b>a</b> _____					
<b>b</b> _____					
<b>c</b> _____					
<b>d</b> _____					
<b>e</b> _____					
<b>f</b> _____					
<b>g</b> Fees and contracts from government agencies					
<b>2</b> Membership dues and assessments. . . .					
<b>3</b> Interest on savings and temporary cash investments					
<b>4</b> Dividends and interest from securities. . . .			14	86,591	
<b>5</b> Net rental income or (loss) from real estate					
<b>a</b> Debt-financed property. . . . .					
<b>b</b> Not debt-financed property. . . . .					
<b>6</b> Net rental income or (loss) from personal property					
<b>7</b> Other investment income. . . . .					
<b>8</b> Gain or (loss) from sales of assets other than inventory					
<b>9</b> Net income or (loss) from special events					
<b>10</b> Gross profit or (loss) from sales of inventory. .					
<b>11</b> Other revenue <b>a</b> Stock Settlements _____			14	1,422	
<b>b</b> _____					
<b>c</b> _____					
<b>d</b> _____					
<b>e</b> _____					
<b>12</b> Subtotal Add columns (b), (d), and (e). .				88,013	
<b>13 Total.</b> Add line 12, columns (b), (d), and (e). . . . .					88,013

[illegible]

Part XVII

Information Regarding Transfers To and Transactions and Relationships With Noncharitable Exempt Organizations

1

Did the organization directly or indirectly engage in any of the following with any other organization described in section 501(c) of the Code (other than section 501(c)(3) organizations) or in section 527, relating to political organizations?

a

Transfers from the reporting foundation to a noncharitable exempt organization of

1

Cash.

1a(1)

No

2

Other assets.

1a(2)

No

b

Other transactions

1

Sales of assets to a noncharitable exempt organization.

1b(1)

No

2

Purchases of assets from a noncharitable exempt organization.

1b(2)

No

3

Rental of facilities, equipment, or other assets.

1b(3)

No

4

Reimbursement arrangements.

1b(4)

No

5

Loans or loan guarantees.

1b(5)

No

6

Performance of services or membership or fundraising solicitations.

1b(6)

No

c

Sharing of facilities, equipment, mailing lists, other assets, or paid employees.

1c

No

d

If the answer to any of the above is "Yes," complete the following schedule. Column (b) should always show the fair market value of the goods, other assets, or services given by the reporting foundation. If the foundation received less than fair market value in any transaction or sharing arrangement, show in column (d) the value of the goods, other assets, or services received.

(a) Line No	(b) Amount involved	(c) Name of noncharitable exempt organization	(d) Description of transfers, transactions, and sharing arrangements

2a

Is the foundation directly or indirectly affiliated with, or related to, one or more tax-exempt organizations described in section 501(c) of the Code (other than section 501(c)(3)) or in section 527?

☐

Yes

☒

No

b

If "Yes," complete the following schedule.

(a) Name of organization	(b) Type of organization	(c) Description of relationship
--------------------------	--------------------------	---------------------------------

Sign Here

Under penalties of perjury, I declare that I have examined this return, including accompanying schedules and statements, and to the best of my knowledge and belief, it is true, correct, and complete. Declaration of preparer (other than taxpayer or fiduciary) is based on all information of which preparer has any knowledge.

\*\*\*\*\*

Signature of officer or trustee

2011-05-05

Date

\*\*\*\*\*

Title

Paid Preparer's Use Only

Preparer's Signature

RAYMOND C MEYER

Firm's name

RAYMOND C MEYER

106 NORTH GRAND STREET

Firm's address

CHARITON, IA 50049

Date

Check if self-employed

PTIN

Firm's EIN

Phone no

Form 990-PF (2010)

Additional Data

Software ID:  
Software Version:  
EIN: 42-1481578  
Name: THE VREDENBURG FOUNDATION

Part VI Line 7 - Tax Paid Original Return: 1990

Form 990PF Part IV - Capital Gains and Losses for Tax on Investment Income - Columns a - d

(a) List and describe the kind(s) of property sold (e g , real estate, 2-story brick warehouse, or common stock, 200 shs MLC Co )		(b) How acquired P—Purchase D—Donation	(c) Date acquired (mo , day, yr )	(d) Date sold (mo , day, yr )
A	Capital Gain Distributions	P	1999-01-01	2010-12-31
B	Aflac Inc	P	2009-01-09	2010-02-17
C	Aflac Inc	P	2009-02-03	2010-02-17
D	Aflac Inc	P	2009-02-06	2010-02-17
E	Abbott Laboratories	P	2010-01-04	2010-03-30
F	Abbott Laboratories	P	2010-01-04	2010-05-25
G	Abercrombie & Fitch Co	P	2010-03-16	2010-08-11
H	Abercrombie & Fitch Co	P	2010-03-16	2010-12-06
I	Akamai Technologies Inc	P	2010-06-22	2010-08-11
J	Akamai Technologies Inc	P	2010-06-22	2010-12-13
K	Allergan Inc	P	2009-03-27	2010-03-30
L	Allergan Inc	P	2009-03-27	2010-08-11
M	American Century Small Cap Value	P	2010-10-21	2010-12-29
N	American Century Small Cap Value	P	2010-07-20	2010-12-29
O	American Century Intl Bond Fund	P	2009-07-28	2010-05-27
P	American Century Vista Fund Instl	P	2008-08-19	2010-03-30
Q	American Century Vista Fund Instl	P	2008-08-19	2010-07-20
R	American Century Vista Fund Instl	P	2008-11-25	2010-07-20
S	American Century Vista Fund Instl	P	2009-02-03	2010-07-20
T	American Century Vists Fund Instl	P	2009-05-12	2010-07-20
U	American Century Vista Fund Instl	P	2009-09-22	2010-07-20
V	American Tower Corp	P	2007-03-13	2010-03-30
W	American Tower Corp	P	2007-03-31	2010-08-11
X	Amgen Inc	P	2009-02-03	2010-03-30
Y	Amgen Inc	P	2008-10-23	2010-04-15
Z	Amgen Inc	P	2009-02-03	2010-04-15
AA	Anadarko Petroleum Corp	P	2010-03-16	2010-03-30
AB	Analog Devices Inc	P	2010-04-15	2010-05-27
AC	Analog Devices Inc	P	2010-04-15	2010-08-11
AD	Analog Devices Inc	P	2010-04-15	2010-10-13

Form 990PF Part IV - Capital Gains and Losses for Tax on Investment Income - Columns a - d

(a) List and describe the kind(s) of property sold (e g , real estate, 2-story brick warehouse, or common stock, 200 shs MLC Co )		(b) How acquired P—Purchase D—Donation	(c) Date acquired (mo , day, yr )	(d) Date sold (mo , day, yr )
AE	Apache Corp	P	2009-06-11	2010-03-30
AF	Apache Corp	P	2009-06-11	2010-08-11
AG	Apple Inc	P	2008-05-06	2010-01-04
AH	Apple Inc	P	2008-05-06	2010-03-30
AI	Apple Inc	P	2006-05-05	2010-03-30
AJ	Apple Inc	P	2006-05-05	2010-05-27
AK	Automatic Data Processing	P	2010-03-30	2010-05-27
AL	Automatic Data Processing	P	2010-03-30	2010-08-11
AM	Automatic Data Processing	P	2010-03-30	2010-10-27
AN	BMC Software Inc	P	2008-03-25	2010-03-30
AO	BMC Software Inc	P	2008-03-25	2010-05-27
AP	BMC Software Inc	P	2008-03-25	2010-08-11
AQ	BMC Software Inc	P	2008-03-25	2010-10-27
AR	Bank of America Corp	P	2010-02-03	2010-03-30
AS	Bank of America Corp	P	2009-05-12	2010-03-30
AT	Bank of America Corp	P	2009-05-12	2010-08-11
AU	Bank of America Corp	P	2009-05-12	2010-10-27
AV	Bank of America Corp	P	2009-05-12	2010-10-27
AW	Bank of America Corp	P	2009-06-03	2010-10-27
AX	Bank of America Corp	P	2010-09-29	2010-10-27
AY	Berkshire Hathaway Inc	P	2010-02-17	2010-03-30
AZ	Berkshire Hathaway Inc	P	2010-02-17	2010-08-11
BA	Best Buy Co Inc	P	2009-05-06	2010-03-30
BB	Best Buy Co Inc	P	2009-05-06	2010-08-11
BC	Best Buy Co Inc	P	2009-05-06	2010-12-16
BD	Best Buy Co Inc	P	2009-05-06	2010-12-16
BE	Best Buy Co Inc	P	2010-11-16	2010-12-16
BF	Blackrock Inc	P	2010-03-30	2010-09-07
BG	Bristol Myers Squibb Co	P	2007-07-03	2010-03-30
BH	Bristol Myers Squibb Co	P	2009-02-03	2010-03-30



Form 990PF Part IV - Capital Gains and Losses for Tax on Investment Income - Columns a - d

(a) List and describe the kind(s) of property sold (e g , real estate, 2-story brick warehouse, or common stock, 200 shs MLC Co )		(b) How acquired P—Purchase D—Donation	(c) Date acquired (mo , day, yr )	(d) Date sold (mo , day, yr )
BI	Bristol Myers Squibb Co	P	2008-03-12	2010-03-30
BJ	Bristol Myers Squibb Co	P	2008-03-12	2010-08-11
BK	Bristol Myers Squibb Co	P	2010-09-29	2010-10-27
BL	Brunswick Corp	P	2010-03-16	2010-03-30
BM	Brunswick Corp	P	2010-03-16	2010-10-27
BN	Brunswick Corp	P	2010-03-16	2010-12-28
BO	CMS Energy Corp	P	2010-10-05	2010-12-06
BP	CMS Energy Corp	P	2010-10-27	2010-12-06
BQ	Caterpillar Inc	P	2010-05-10	2010-08-11
BR	Chevron Corporation	P	2010-01-04	2010-03-16
BS	Cisco System Inc	P	2006-12-19	2010-03-30
BT	Cisco System Inc	P	2006-12-19	2010-05-27
BU	Cisco System Inc	P	2006-12-19	2010-08-11
BV	Cisco System Inc	P	2006-12-19	2010-10-27
BW	Cisco System Inc	P	2006-12-19	2010-11-16
BX	Cisco System Inc	P	2007-02-14	2010-11-16
BY	Cisco System Inc	P	2010-09-29	2010-11-16
BZ	Citigroup Inc	P	2010-05-10	2010-10-27
CA	Cliffs Natural Resources	P	2010-03-30	2010-08-11
CB	Cliffs Natural Resources	P	2010-03-30	2010-10-21
CC	Coach Inc	P	2010-03-30	2010-08-11
CD	Coach Inc	P	2010-03-30	2010-10-27
CE	Coca Cola Company	P	2009-11-09	2010-01-06
CF	Coca Cola Company	P	2010-03-30	2010-08-11
CG	Coamerica Inc	P	2009-05-12	2010-03-30
CH	Coamerica Inc	P	2009-05-12	2010-05-10
CI	Coamerica Inc	P	2009-05-12	2010-10-20
CJ	ConocoPhillips	P	2004-05-03	2010-01-04
CK	Disney Walt Co	P	2009-08-17	2010-03-30
CL	Disney Walt Co	P	2009-08-17	2010-10-27

Form 990PF Part IV - Capital Gains and Losses for Tax on Investment Income - Columns a - d

(a) List and describe the kind(s) of property sold (e g , real estate, 2-story brick warehouse, or common stock, 200 shs MLC Co )		(b) How acquired P—Purchase D—Donation	(c) Date acquired (mo , day, yr )	(d) Date sold (mo , day, yr )
CM	Directv Cl A	P	2010-09-29	2010-10-27
CN	Dollar Tree Inc	P	2009-02-18	2010-03-30
CO	Dollar Tree Inc	P	2009-02-18	2010-08-11
CP	Dollar Tree Inc	P	2009-02-18	2010-09-07
CQ	Dr Pepper Snapple Group	P	2010-05-12	2010-08-11
CR	Dr Pepper Snapple Group	P	2010-05-12	2010-10-27
CS	Dr Pepper Snapple Group	P	2010-05-12	2010-10-27
CT	Dr Pepper Snapple Group	P	2010-05-21	2010-10-27
CU	Dr Pepper Snapple Group	P	2010-09-29	2010-10-27
CV	EMC Corporation	P	2010-09-29	2010-10-27
CW	EMC Corporation	P	2010-09-29	2010-12-28
CX	Eaton Corporation	P	2010-02-08	2010-03-30
CY	Eaton Corporation	P	2010-02-08	2010-08-11
CZ	E Bay Inc	P	2010-03-30	2010-05-27
DA	E Bay Inc	P	2009-07-28	2010-08-11
DB	E Bay Inc	P	2009-07-28	2010-10-27
DC	E Bay Inc	P	2009-07-28	2010-12-06
DD	E Bay Inc	P	2010-03-30	2010-12-06
DE	E Bay Inc	P	2010-09-29	2010-12-06
DF	Exelon Corporation	P	2004-04-12	2010-03-30
DG	Exelon Corporation	P	2004-04-12	2010-08-11
DH	Exelon Corporation	P	2004-04-12	2010-10-05
DI	Express Scripts Inc	P	2008-12-19	2010-03-30
DJ	Express Scripts Inc	P	2008-12-19	2010-08-11
DK	ExxonMobil Corporation	P	2007-02-14	2010-03-30
DL	ExxonMobil Corporation	P	2008-09-30	2010-03-30
DM	ExxonMobil Corporation	P	2007-01-03	2010-03-30
DN	ExxonMobil Corporation	P	2007-01-03	2010-10-27
DO	ExxonMobil Corporation	P	2007-01-03	2010-12-28
DP	Fifth Third Bancorp	P	2010-12-16	2010-12-28

Form 990PF Part IV - Capital Gains and Losses for Tax on Investment Income - Columns a - d

(a) List and describe the kind(s) of property sold (e g , real estate, 2-story brick warehouse, or common stock, 200 shs MLC Co )		(b) How acquired P—Purchase D—Donation	(c) Date acquired (mo , day, yr )	(d) Date sold (mo , day, yr )
DQ	First American Core Bond Fund	P	2003-10-27	2010-08-11
DR	First American Core Bond Fund	P	2004-11-29	2010-08-11
DS	First American Inflation Pro Sec	P	2004-11-29	2010-05-27
DT	First American Inflation Pro Sec	P	2004-11-29	2010-10-21
DU	First American Inflation Pro Sec	P	2004-11-29	2010-12-29
DV	First American Inflation Pro Sec	P	2007-01-03	2010-12-29
DW	Foot Locker Inc	P	2010-08-11	2010-12-28
DX	Forest Labs Inc	P	2009-06-29	2010-03-30
DY	Forest Labs Inc	P	2009-06-29	2010-04-09
DZ	Freeport McMoran Copper Gold	P	2009-06-16	2010-03-24
EA	GAP Inc	P	2009-06-29	2010-01-11
EB	General Electric Co	P	2010-03-18	2010-03-30
EC	General Electric Co	P	2010-03-18	2010-08-11
ED	General Electric Co	P	2010-03-18	2010-09-29
EE	General Electric Co	P	2010-03-18	2010-10-27
EF	General Electric Co	P	2010-03-18	2010-11-03
EG	General Electric Co	P	2010-06-23	2010-11-03
EH	General Mills Inc	P	2009-03-31	2010-01-11
EI	General Mills Inc	P	2009-03-31	2010-03-30
EJ	General Mills Inc	P	2009-03-31	2010-08-11
EK	General Mills Inc	P	2009-03-31	2010-10-27
EL	General Mills Inc	P	2009-03-31	2010-11-09
EM	General Mills Inc	P	2010-09-29	2010-11-09
EN	Goldman Sachs Group Inc	P	2009-03-20	2010-03-30
EO	Hess Corporation	P	2009-06-04	2010-03-30
EP	Hess Corporation	P	2009-06-04	2010-08-11
EQ	Hess Corporation	P	2009-06-04	2010-09-07
ER	Hewlett Packard Co	P	2009-05-05	2010-03-30
ES	Hewlett Packard Co	P	2009-05-05	2010-05-27
ET	Hewlett Packard Co	P	2009-04-28	2010-10-05

Form 990PF Part IV - Capital Gains and Losses for Tax on Investment Income - Columns a - d

(a) List and describe the kind(s) of property sold (e g , real estate, 2-story brick warehouse, or common stock, 200 shs MLC Co )		(b) How acquired P—Purchase D—Donation	(c) Date acquired (mo , day, yr )	(d) Date sold (mo , day, yr )
EU	Hewlett Packard Co	P	2009-05-05	2010-10-05
EV	ITT Corporation	P	2004-01-26	2010-03-18
EW	ITT Corporation	P	2005-06-17	2010-03-18
EX	Illinois Tool Works	P	2008-05-29	2010-02-08
EY	Intel Corporation	P	2007-04-27	2010-03-30
EZ	Intel Corporation	P	2006-06-23	2010-03-30
FA	Intel Corporation	P	2006-06-23	2010-05-27
FB	Intel Corporation	P	2006-06-23	2010-08-11
FC	Intel Corporation	P	2006-06-23	2010-10-27
FD	International Business Machines Corp	P	2007-01-17	2010-01-27
FE	International Business Machines Corp	P	2007-01-17	2010-03-30
FF	International Business Machines Corp	P	2007-01-17	2010-04-22
FG	International Paper Co	P	2010-06-14	2010-08-11
FH	International Paper Co	P	2010-06-14	2010-09-29
FI	IShares MSCI Emerging Mkts	P	2009-09-22	2010-12-29
FJ	JP Morgan Chase Co	P	2008-01-07	2010-03-30
FK	JP Morgan Chase Co	P	2008-01-07	2010-08-11
FL	JP Morgan Chase Co	P	2008-01-07	2010-10-27
FM	JP Morgan Chase Co	P	2008-01-07	2010-12-28
FN	Jarden Corporation	P	2010-03-30	2010-05-12
FO	Keycorp New	P	2010-03-30	2010-08-11
FP	Keycorp New	P	2010-03-30	2010-10-21
FQ	Keycorp New	P	2009-12-15	2010-12-28
FR	Lincoln National Corp	P	2010-09-07	2010-11-01
FS	Mastercard Inc	P	2010-10-27	2010-12-28
FT	Maxim Integrated Prods Inc	P	2009-07-07	2010-01-04
FU	McKesson Corporation	P	2010-05-25	2010-08-11
FV	Medco Health Solutions Inc	P	2009-05-07	2010-03-30
FW	Medco Health Solutions Inc	P	2009-05-07	2010-08-11
FX	Microsoft Corporation	P	2010-01-27	2010-03-30

Form 990PF Part IV - Capital Gains and Losses for Tax on Investment Income - Columns a - d

(a) List and describe the kind(s) of property sold (e g , real estate, 2-story brick warehouse, or common stock, 200 shs MLC Co )		(b) How acquired P—Purchase D—Donation	(c) Date acquired (mo , day, yr )	(d) Date sold (mo , day, yr )
FY	Microsoft Corporation	P	2010-01-27	2010-05-27
FZ	Microsoft Corporation	P	2010-01-27	2010-08-11
GA	Microsoft Corporation	P	2009-07-21	2010-08-16
GB	Mylan Inc	P	2010-03-24	2010-03-30
GC	Mylan Inc	P	2010-03-24	2010-05-21
GD	Neuberger Berman Genesis	P	2009-02-03	2010-03-30
GE	Neuberger Berman Genesis	P	2009-05-12	2010-05-27
GF	Neuberger Berman Genesis	P	2009-05-12	2010-10-21
GG	Neuberger Berman Genesis	P	2009-02-03	2010-10-21
GH	Neuberger Berman Genesis	P	2009-02-03	2010-12-29
GI	Occidental Petroleum Corporation	P	2007-06-13	2010-03-30
GJ	Occidental Petroleum Corporation	P	2007-06-13	2010-08-11
GK	Oceaneering International Inc	P	2009-08-17	2010-03-30
GL	Oceaneering International Inc	P	2009-08-17	2010-05-28
GM	Office Depot Inc	P	2010-02-03	2010-03-30
GN	Office Depot Inc	P	2010-02-03	2010-06-14
GO	Officemax Inc	P	2010-06-14	2010-08-11
GP	Officemax Inc	P	2010-06-14	2010-12-28
GQ	Oracle Corporation	P	2008-01-03	2010-03-30
GR	Oracle Corporation	P	2008-01-03	2010-05-27
GS	Oracle Corporation	P	2008-01-03	2010-06-22
GT	Oracle Corporation	P	2010-10-27	2010-12-28
GU	PGE Corporation	P	2008-12-01	2010-03-30
GV	PGE Corporation	P	2008-12-01	2010-08-11
GW	PGE Corporation	P	2008-12-01	2010-12-28
GX	Packaging Corp America	P	2009-04-28	2010-03-30
GY	Packaging Corp America	P	2009-04-28	2010-05-10
GZ	Panera Bread Company	P	2010-03-30	2010-08-16
HA	Parker Hannifan Corporation	P	2010-08-16	2010-10-27
HB	Pepsico Inc	P	2010-01-06	2010-03-30

Form 990PF Part IV - Capital Gains and Losses for Tax on Investment Income - Columns a - d

(a) List and describe the kind(s) of property sold (e g , real estate, 2-story brick warehouse, or common stock, 200 shs MLC Co )		(b) How acquired P—Purchase D—Donation	(c) Date acquired (mo , day, yr )	(d) Date sold (mo , day, yr )
HC	Pfizer Inc	P	2010-01-20	2010-03-16
HD	Pfizer Inc	P	2009-06-18	2010-03-16
HE	Pfizer Inc	P	2009-06-18	2010-03-30
HF	Pfizer Inc	P	2009-06-18	2010-08-11
HG	Pfizer Inc	P	2010-11-01	2010-12-28
HH	Polo Ralph Lauren Corp	P	2010-08-11	2010-11-01
HI	Qualcomm Inc	P	2009-03-19	2010-03-30
HJ	Qualcomm Inc	P	2009-03-19	2010-05-27
HK	Qualcomm Inc	P	2009-02-24	2010-08-11
HL	Qualcomm Inc	P	2009-02-24	2010-12-28
HM	Regions Finl Corp	P	2010-03-30	2010-08-11
HN	Regions Finl Corp	P	2010-03-30	2010-10-21
HO	Regions Finl Corp	P	2010-03-30	2010-10-21
HP	Regions Finl Corp	P	2010-03-30	2010-11-16
HQ	Regions Finl Corp	P	2010-09-29	2010-11-16
HR	Regions Finl Corp	P	2010-10-27	2010-11-16
HS	Rowe T Price Mid Cap Value	P	2008-08-19	2010-03-30
HT	Rowe T Price Mid Cap Value	P	2008-08-19	2010-05-27
HU	Rowe T Price Mid Cap Value	P	2008-08-19	2010-12-29
HV	Rowe T Price Mid Cap Value	P	2009-09-22	2010-12-29
HW	Schlumberger Ltd	P	2003-05-16	2010-03-30
HX	Schlumberger Ltd	P	2003-05-16	2010-08-11
HY	Schwab Charles Corp	P	2008-12-08	2010-02-03
HZ	Schwab Charles Corp	P	2008-12-19	2010-02-03
IA	Southwestern Energy Co	P	2009-02-03	2010-03-30
IB	Southwestern Energy Co	P	2009-02-03	2010-05-25
IC	Stanley Black Decker Inc	P	2010-02-17	2010-03-30
ID	Stanley Black Decker Inc	P	2010-02-17	2010-06-14
IE	Starbucks Corporation	P	2010-05-28	2010-08-11
IF	Sysco Corporation	P	2010-03-30	2010-08-11

Form 990PF Part IV - Capital Gains and Losses for Tax on Investment Income - Columns a - d

(a) List and describe the kind(s) of property sold (e g , real estate, 2-story brick warehouse, or common stock, 200 shs MLC Co )		(b) How acquired P—Purchase D—Donation	(c) Date acquired (mo , day, yr )	(d) Date sold (mo , day, yr )
IG	Target Corporation	P	2009-10-30	2010-03-30
IH	Target Corporation	P	2009-10-30	2010-08-11
II	Target Corporation	P	2009-10-30	2010-12-28
IJ	Teradata Corp Del	P	2009-06-01	2010-03-30
IK	Teradata Corp Del	P	2009-06-01	2010-05-27
IL	Texas Instruments Inc	P	2007-01-03	2010-01-04
IM	Texas Instruments Inc	P	2008-05-06	2010-01-04
IN	Texas Instruments Inc	P	2009-03-19	2010-01-04
IO	Textron Inc	P	2010-08-11	2010-12-28
IP	United Technologies Corp	P	2002-07-02	2010-03-30
IQ	United Technologies Corp	P	2002-07-02	2010-08-11
IR	Verizon Communications Inc	P	2010-01-05	2010-03-30
IS	WMS Inds Inc	P	2009-04-27	2010-05-10
IT	WMS Inds Inc	P	2010-04-30	2010-05-10
IU	Wal Mart Stores Inc	P	2008-11-20	2010-01-06
IV	Wal Mart Stores Inc	P	2008-11-20	2010-03-30
IW	Wal Mart Stores Inc	P	2009-01-09	2010-03-30
IX	Wal Mart Stores Inc	P	2009-02-03	2010-03-30
IY	Wells Fargo Co	P	2001-04-18	2010-03-30
IZ	Wells Fargo Co	P	2001-04-18	2010-06-23
JA	Werner Enterprises Inc	P	2009-04-27	2010-03-18
JB	Whiting Petroleum Corp	P	2010-09-07	2010-10-27
JC	Williams Companies Inc	P	2008-11-19	2010-01-20
JD	Williams Companies Inc	P	2009-02-03	2010-01-20
JE	Williams Sonoma	P	2010-05-10	2010-08-11
JF	Williams Sonoma	P	2010-09-29	2010-10-27
JG	Windstream Corporation	P	2009-05-06	2010-08-11
JH	Windstream Corporation	P	2010-09-29	2010-10-27
JI	Windstream Corporation	P	2009-05-06	2010-12-28
JJ	Yahoo Inc	P	2010-08-11	2010-09-07

Form 990PF Part IV - Capital Gains and Losses for Tax on Investment Income - Columns a - d

(a) List and describe the kind(s) of property sold (e g , real estate, 2-story brick warehouse, or common stock, 200 shs MLC Co )		(b) How acquired P—Purchase D—Donation	(c) Date acquired (mo , day, yr )	(d) Date sold (mo , day, yr )
JK	Accenture PLC	P	2003-08-01	2010-03-30
JL	Accenture PLC	P	2003-08-01	2010-05-27
JM	Accenture PLC	P	2003-08-01	2010-08-11
JN	Accenture PLC	P	2003-08-01	2010-12-06
JO	Accenture PLC	P	2003-08-01	2010-12-28
JP	Ingersoll Rand PLC	P	2009-12-15	2010-02-17
JQ	ACE LTD	P	2009-01-22	2010-03-30
JR	ACE LTD	P	2009-01-22	2010-08-11
JS	ACE LTD	P	2008-10-13	2010-08-11
JT	Tyco International LTD	P	2009-05-07	2010-03-30
JU	Tyco International LTD	P	2009-05-07	2010-08-11
JV	Tyco International LTD	P	2009-05-07	2010-10-05
JW	Check Point Software Tech LTD	P	2010-10-27	2010-12-28
JX				
JY				



Form 990PF Part IV - Capital Gains and Losses for Tax on Investment Income - Columns e - h

(e) Gross sales price		(f) Depreciation allowed (or allowable)	(g) Cost or other basis plus expense of sale	(h) Gain or (loss) (e) plus (f) minus (g)
A	8,541	0	0	8,541
B	7,083	0	6,353	730
C	4,885	0	2,348	2,537
D	14,653	0	6,239	8,414
E	4,234	0	4,365	-131
F	13,221	0	15,549	-2,328
G	936	0	1,100	-164
H	11,305	0	8,798	2,507
I	633	0	682	-49
J	9,338	0	8,189	1,149
K	1,038	0	1,018	20
L	4,853	0	3,574	1,279
M	942	0	715	227
N	3,176	0	2,848	328
O	17,488	0	14,244	3,244
P	16,700	0	18,167	-1,467
Q	50,000	0	61,362	-11,362
R	10,116	0	13,638	-3,522
S	42,421	0	34,000	8,421
T	76,141	0	63,000	13,141
U	26,098	0	22,000	4,098
V	32,907	0	33,200	-293
W	7,663	0	6,833	830
X	1,355	0	1,138	217
Y	7,509	0	7,005	504
Z	7,564	0	6,841	723
AA	6,051	0	5,604	447
AB	3,594	0	3,558	36
AC	293	0	312	-19
AD	289	0	311	-22

Form 990PF Part IV - Capital Gains and Losses for Tax on Investment Income - Columns e - h

(e) Gross sales price		(f) Depreciation allowed (or allowable)	(g) Cost or other basis plus expense of sale	(h) Gain or (loss) (e) plus (f) minus (g)
A E	7,428	0	7,324	104
A F	4,585	0	3,956	629
A G	923	0	860	63
A H	8,561	0	7,374	1,187
A I	4,005	0	3,134	871
A J	6,597	0	2,003	4,594
A K	1,254	0	358	896
A L	407	0	445	-38
A M	606	0	667	-61
A N	665	0	667	-2
A O	6,808	0	6,051	757
A P	367	0	336	31
A Q	1,402	0	1,345	57
A R	656	0	504	152
A S	1,330	0	1,173	157
A T	1,862	0	1,335	527
A U	1,580	0	1,525	55
A V	7,103	0	7,945	-842
A W	852	0	953	-101
A X	6,819	0	6,798	21
A Y	852	0	993	-141
A Z	4,893	0	4,553	340
B A	15,939	0	15,556	383
B B	3,193	0	2,984	209
B C	669	0	796	-127
B D	2,625	0	3,024	-399
B E	2,729	0	3,143	-414
B F	2,729	0	3,377	-648
B G	6,803	0	9,852	-3,049
B H	4,125	0	4,923	-798

**Form 990PF Part IV - Capital Gains and Losses for Tax on Investment Income - Columns e - h**

<b>(e)</b> Gross sales price		<b>(f)</b> Depreciation allowed (or allowable)	<b>(g)</b> Cost or other basis plus expense of sale	<b>(h)</b> Gain or (loss) (e) plus (f) minus (g)
BI	2,927	0	2,479	448
BJ	266	0	215	51
BK	1,833	0	1,507	326
BL	805	0	819	-14
BM	3,855	0	3,852	3
BN	401	0	401	0
BO	382	0	321	61
BP	5,580	0	5,552	28
BQ	186	0	183	3
BR	684	0	661	23
BS	18,466	0	19,805	-1,339
BT	11,661	0	12,148	-487
BU	582	0	690	-108
BV	1,764	0	2,071	-307
BW	1,161	0	1,381	-220
BX	5,717	0	8,145	-2,428
BY	7,267	0	10,316	-3,049
BZ	1,453	0	1,634	-181
CA	577	0	594	-17
CB	866	0	1,078	-212
CC	3,472	0	3,954	-482
CD	565	0	600	-35
CE	8,985	0	7,405	1,580
CF	7,583	0	7,386	197
CG	14,038	0	13,727	311
CH	10,368	0	5,823	4,545
CI	3,595	0	1,800	1,795
CJ	5,899	0	3,494	2,405
CK	10,505	0	7,390	3,115
CL	4,717	0	3,395	1,322

Form 990PF Part IV - Capital Gains and Losses for Tax on Investment Income - Columns e - h

(e) Gross sales price		(f) Depreciation allowed (or allowable)	(g) Cost or other basis plus expense of sale	(h) Gain or (loss) (e) plus (f) minus (g)
CM	1,068	0	755	313
CN	857	0	839	18
CO	5,957	0	3,401	2,556
CP	1,485	0	794	691
CQ	6,035	0	2,947	3,088
CR	1,109	0	1,138	-29
CS	4,498	0	4,932	-434
CT	692	0	759	-67
CU	3,114	0	3,266	-152
CV	692	0	707	-15
CW	740	0	727	13
CX	345	0	311	34
CY	5,728	0	4,729	999
CZ	1,150	0	945	205
DA	217	0	272	-55
DB	1,062	0	1,097	-35
DC	950	0	724	226
DD	9,378	0	6,955	2,423
DE	444	0	407	37
DF	1,183	0	997	186
DG	3,964	0	3,039	925
DH	1,468	0	1,182	286
DI	5,338	0	4,221	1,117
DJ	7,115	0	4,286	2,829
DK	898	0	612	286
DL	2,342	0	2,640	-298
DM	11,039	0	12,738	-1,699
DN	5,018	0	5,613	-595
DO	1,316	0	1,497	-181
DP	732	0	748	-16

Form 990PF Part IV - Capital Gains and Losses for Tax on Investment Income - Columns e - h

(e) Gross sales price		(f) Depreciation allowed (or allowable)	(g) Cost or other basis plus expense of sale	(h) Gain or (loss) (e) plus (f) minus (g)
DQ	164	0	153	11
DR	15,328	0	15,368	-40
DS	24,672	0	24,325	347
DT	9,000	0	8,851	149
DU	14,396	0	13,349	1,047
DV	47,596	0	45,953	1,643
DW	32,635	0	29,600	3,035
DX	192	0	126	66
DY	4,112	0	3,269	843
DZ	6,741	0	6,034	707
EA	12,751	0	8,733	4,018
EB	9,614	0	7,876	1,738
EC	2,933	0	2,881	52
ED	2,262	0	2,611	-349
EE	9,763	0	10,806	-1,043
EF	640	0	720	-80
EG	6,611	0	7,474	-863
EH	2,310	0	2,287	23
EI	2,116	0	1,495	621
EJ	10,652	0	7,474	3,178
EK	1,693	0	1,245	448
EL	371	0	249	122
EM	8,649	0	5,979	2,670
EN	901	0	923	-22
EO	4,464	0	2,536	1,928
EP	3,408	0	3,310	98
EQ	533	0	602	-69
ER	4,248	0	4,814	-566
ES	2,653	0	1,835	818
ET	467	0	367	100

Form 990PF Part IV - Capital Gains and Losses for Tax on Investment Income - Columns e - h

(e) Gross sales price		(f) Depreciation allowed (or allowable)	(g) Cost or other basis plus expense of sale	(h) Gain or (loss) (e) plus (f) minus (g)
EU	8,174	0	7,167	1,007
EV	4,904	0	4,405	499
EW	18,611	0	12,942	5,669
EX	532	0	481	51
EY	16,397	0	20,409	-4,012
EZ	1,557	0	1,537	20
FA	16,904	0	13,832	3,072
FB	433	0	364	69
FC	675	0	637	38
FD	299	0	273	26
FE	23,961	0	19,093	4,868
FF	3,215	0	2,512	703
FG	7,086	0	5,527	1,559
FH	545	0	626	-81
FI	6,234	0	7,382	-1,148
FJ	57,390	0	48,116	9,274
FK	3,337	0	3,094	243
FL	2,275	0	2,475	-200
FM	374	0	413	-39
FN	1,193	0	1,155	38
FO	6,893	0	7,644	-751
FP	1,586	0	1,559	27
FQ	2,027	0	1,949	78
FR	518	0	358	160
FS	6,156	0	6,398	-242
FT	224	0	245	-21
FU	9,689	0	7,377	2,312
FV	1,087	0	1,197	-110
FW	5,534	0	3,919	1,615
FX	687	0	692	-5

Form 990PF Part IV - Capital Gains and Losses for Tax on Investment Income - Columns e - h

(e) Gross sales price		(f) Depreciation allowed (or allowable)	(g) Cost or other basis plus expense of sale	(h) Gain or (loss) (e) plus (f) minus (g)
FY	3,258	0	3,262	-4
FZ	649	0	741	-92
GA	4,940	0	4,946	-6
GB	9,757	0	11,712	-1,955
GC	6,599	0	8,005	-1,406
GD	1,806	0	1,820	-14
GE	6,624	0	7,848	-1,224
GF	13,500	0	9,493	4,007
GG	10,000	0	7,844	2,156
GH	31,082	0	23,156	7,926
GI	16,022	0	10,965	5,057
GJ	77,963	0	47,286	30,677
GK	8,001	0	5,489	2,512
GL	1,530	0	1,156	374
GM	5,358	0	4,223	1,135
GN	5,652	0	5,714	-62
GO	2,871	0	2,142	729
GP	7,097	0	7,955	-858
GQ	448	0	671	-223
GR	901	0	839	62
GS	10,774	0	9,735	1,039
GT	448	0	458	-10
GU	15,262	0	15,003	259
GV	943	0	859	84
GW	2,563	0	2,253	310
GX	905	0	751	154
GY	241	0	188	53
GZ	4,382	0	2,871	1,511
HA	8,113	0	5,742	2,371
HB	8,874	0	9,284	-410

Form 990PF Part IV - Capital Gains and Losses for Tax on Investment Income - Columns e - h

(e) Gross sales price		(f) Depreciation allowed (or allowable)	(g) Cost or other basis plus expense of sale	(h) Gain or (loss) (e) plus (f) minus (g)
HC	753	0	633	120
HD	21,399	0	19,686	1,713
HE	9,513	0	11,078	-1,565
HF	2,485	0	2,186	299
HG	3,514	0	3,091	423
HH	1,928	0	1,809	119
HI	88	0	88	0
HJ	8,172	0	6,933	1,239
HK	3,364	0	3,026	338
HL	354	0	378	-24
HM	977	0	867	110
HN	497	0	347	150
HO	1,426	0	1,526	-100
HP	647	0	687	-40
HQ	1,078	0	1,144	-66
HR	5,848	0	7,704	-1,856
HS	724	0	893	-169
HT	145	0	163	-18
HU	48,500	0	45,510	2,990
HV	8,000	0	7,727	273
HW	17,486	0	15,241	2,245
HX	3,098	0	2,657	441
HY	6,303	0	2,357	3,946
HZ	898	0	354	544
IA	9,588	0	10,095	-507
IB	5,427	0	4,530	897
IC	4,395	0	3,501	894
ID	5,515	0	4,933	582
IE	2,329	0	2,222	107
IF	8,039	0	8,055	-16



Form 990PF Part IV - Capital Gains and Losses for Tax on Investment Income - Columns e - h

(e) Gross sales price		(f) Depreciation allowed (or allowable)	(g) Cost or other basis plus expense of sale	(h) Gain or (loss) (e) plus (f) minus (g)
IG	490	0	525	-35
IH	6,476	0	6,417	59
II	8,045	0	7,337	708
IJ	1,563	0	1,467	96
IK	957	0	783	174
IL	3,202	0	2,506	696
IM	315	0	228	87
IN	2,599	0	2,907	-308
IO	4,028	0	4,563	-535
IP	5,068	0	3,249	1,819
IQ	236	0	189	47
IR	10,012	0	4,429	5,583
IS	1,776	0	820	956
IT	9,399	0	10,008	-609
IU	9,038	0	5,876	3,162
IV	2,931	0	2,513	418
IW	3,217	0	3,170	47
IX	6,418	0	6,076	342
IY	6,697	0	6,279	418
IZ	2,232	0	1,897	335
JA	3,255	0	2,407	848
JB	5,320	0	4,470	850
JC	8,798	0	6,120	2,678
JD	497	0	456	41
JE	16,294	0	10,346	5,948
JF	6,983	0	4,175	2,808
JG	1,069	0	1,179	-110
JH	478	0	473	5
JI	905	0	698	207
JJ	808	0	814	-6

Form 990PF Part IV - Capital Gains and Losses for Tax on Investment Income - Columns e - h

(e) Gross sales price		(f) Depreciation allowed (or allowable)	(g) Cost or other basis plus expense of sale	(h) Gain or (loss) (e) plus (f) minus (g)
JK	227	0	140	87
JL	5,729	0	5,929	-200
JM	7,363	0	3,514	3,849
JN	380	0	201	179
JO	996	0	502	494
JP	4,328	0	1,968	2,360
JQ	335	0	141	194
JR	10,741	0	12,081	-1,340
JS	6,576	0	5,615	961
JT	1,053	0	898	155
JU	263	0	219	44
JV	5,129	0	3,386	1,743
JW	739	0	502	237
JX	7,240	0	4,890	2,350
JY	91	0	85	6

Form 990PF Part IV - Capital Gains and Losses for Tax on Investment Income - Columns i - I

Complete only for assets showing gain in column (h) and owned by the foundation on 12/31/69				(l) Gains (Col (h) gain minus col (k), but not less than -0-) or Losses (from col (h))
(i) F M V as of 12/31/69		(j) Adjusted basis as of 12/31/69	(k) Excess of col (i) over col (j), if any	
A	0	0	0	8,541
B	0	0	0	730
C	0	0	0	2,537
D	0	0	0	8,414
E	0	0	0	-131
F	0	0	0	-2,328
G	0	0	0	-164
H	0	0	0	2,507
I	0	0	0	-49
J	0	0	0	1,149
K	0	0	0	20
L	0	0	0	1,279
M	0	0	0	227
N	0	0	0	328
O	0	0	0	3,244
P	0	0	0	-1,467
Q	0	0	0	-11,362
R	0	0	0	-3,522
S	0	0	0	8,421
T	0	0	0	13,141
U	0	0	0	4,098
V	0	0	0	-293
W	0	0	0	830
X	0	0	0	217
Y	0	0	0	504
Z	0	0	0	723
AA	0	0	0	447
AB	0	0	0	36
AC	0	0	0	-19
AD	0	0	0	-22

Form 990PF Part IV - Capital Gains and Losses for Tax on Investment Income - Columns i - l

Complete only for assets showing gain in column (h) and owned by the foundation on 12/31/69				(l) Gains (Col (h) gain minus col (k), but not less than -0-) or Losses (from col (h))
(i) F M V as of 12/31/69		(j) Adjusted basis as of 12/31/69	(k) Excess of col (i) over col (j), if any	
AE	0	0	0	104
AF	0	0	0	629
AG	0	0	0	63
AH	0	0	0	1,187
AI	0	0	0	871
AJ	0	0	0	4,594
AK	0	0	0	896
AL	0	0	0	-38
AM	0	0	0	-61
AN	0	0	0	-2
AO	0	0	0	757
AP	0	0	0	31
AQ	0	0	0	57
AR	0	0	0	152
AS	0	0	0	157
AT	0	0	0	527
AU	0	0	0	55
AV	0	0	0	-842
AW	0	0	0	-101
AX	0	0	0	21
AY	0	0	0	-141
AZ	0	0	0	340
BA	0	0	0	383
BB	0	0	0	209
BC	0	0	0	-127
BD	0	0	0	-399
BE	0	0	0	-414
BF	0	0	0	-648
BG	0	0	0	-3,049
BH	0	0	0	-798

Form 990PF Part IV - Capital Gains and Losses for Tax on Investment Income - Columns i - l

Complete only for assets showing gain in column (h) and owned by the foundation on 12/31/69				(l) Gains (Col (h) gain minus col (k), but not less than -0-) or Losses (from col (h))
(i) F M V as of 12/31/69		(j) Adjusted basis as of 12/31/69	(k) Excess of col (i) over col (j), if any	
BI	0	0	0	448
BJ	0	0	0	51
BK	0	0	0	326
BL	0	0	0	-14
BM	0	0	0	3
BN	0	0	0	0
BO	0	0	0	61
BP	0	0	0	28
BQ	0	0	0	3
BR	0	0	0	23
BS	0	0	0	-1,339
BT	0	0	0	-487
BU	0	0	0	-108
BV	0	0	0	-307
BW	0	0	0	-220
BX	0	0	0	-2,428
BY	0	0	0	-3,049
BZ	0	0	0	-181
CA	0	0	0	-17
CB	0	0	0	-212
CC	0	0	0	-482
CD	0	0	0	-35
CE	0	0	0	1,580
CF	0	0	0	197
CG	0	0	0	311
CH	0	0	0	4,545
CI	0	0	0	1,795
CJ	0	0	0	2,405
CK	0	0	0	3,115
CL	0	0	0	1,322

Form 990PF Part IV - Capital Gains and Losses for Tax on Investment Income - Columns i - I

Complete only for assets showing gain in column (h) and owned by the foundation on 12/31/69				(l) Gains (Col (h) gain minus col (k), but not less than -0-) or Losses (from col (h))
(i) F M V as of 12/31/69		(j) Adjusted basis as of 12/31/69	(k) Excess of col (i) over col (j), if any	
CM	0	0	0	313
CN	0	0	0	18
CO	0	0	0	2,556
CP	0	0	0	691
CQ	0	0	0	3,088
CR	0	0	0	-29
CS	0	0	0	-434
CT	0	0	0	-67
CU	0	0	0	-152
CV	0	0	0	-15
CW	0	0	0	13
CX	0	0	0	34
CY	0	0	0	999
CZ	0	0	0	205
DA	0	0	0	-55
DB	0	0	0	-35
DC	0	0	0	226
DD	0	0	0	2,423
DE	0	0	0	37
DF	0	0	0	186
DG	0	0	0	925
DH	0	0	0	286
DI	0	0	0	1,117
DJ	0	0	0	2,829
DK	0	0	0	286
DL	0	0	0	-298
DM	0	0	0	-1,699
DN	0	0	0	-595
DO	0	0	0	-181
DP	0	0	0	-16

Form 990PF Part IV - Capital Gains and Losses for Tax on Investment Income - Columns i - l

Complete only for assets showing gain in column (h) and owned by the foundation on 12/31/69				(l) Gains (Col (h) gain minus col (k), but not less than -0-) or Losses (from col (h))
(i) F M V as of 12/31/69		(j) Adjusted basis as of 12/31/69	(k) Excess of col (i) over col (j), if any	
DQ	0	0	0	11
DR	0	0	0	-40
DS	0	0	0	347
DT	0	0	0	149
DU	0	0	0	1,047
DV	0	0	0	1,643
DW	0	0	0	3,035
DX	0	0	0	66
DY	0	0	0	843
DZ	0	0	0	707
EA	0	0	0	4,018
EB	0	0	0	1,738
EC	0	0	0	52
ED	0	0	0	-349
EE	0	0	0	-1,043
EF	0	0	0	-80
EG	0	0	0	-863
EH	0	0	0	23
EI	0	0	0	621
EJ	0	0	0	3,178
EK	0	0	0	448
EL	0	0	0	122
EM	0	0	0	2,670
EN	0	0	0	-22
EO	0	0	0	1,928
EP	0	0	0	98
EQ	0	0	0	-69
ER	0	0	0	-566
ES	0	0	0	818
ET	0	0	0	100

Form 990PF Part IV - Capital Gains and Losses for Tax on Investment Income - Columns i - l

Complete only for assets showing gain in column (h) and owned by the foundation on 12/31/69				(l) Gains (Col (h) gain minus col (k), but not less than -0-) or Losses (from col (h))
(i) F M V as of 12/31/69		(j) Adjusted basis as of 12/31/69	(k) Excess of col (i) over col (j), if any	
EU	0	0	0	1,007
EV	0	0	0	499
EW	0	0	0	5,669
EX	0	0	0	51
EY	0	0	0	-4,012
EZ	0	0	0	20
FA	0	0	0	3,072
FB	0	0	0	69
FC	0	0	0	38
FD	0	0	0	26
FE	0	0	0	4,868
FF	0	0	0	703
FG	0	0	0	1,559
FH	0	0	0	-81
FI	0	0	0	-1,148
FJ	0	0	0	9,274
FK	0	0	0	243
FL	0	0	0	-200
FM	0	0	0	-39
FN	0	0	0	38
FO	0	0	0	-751
FP	0	0	0	27
FQ	0	0	0	78
FR	0	0	0	160
FS	0	0	0	-242
FT	0	0	0	-21
FU	0	0	0	2,312
FV	0	0	0	-110
FW	0	0	0	1,615
FX	0	0	0	-5



Form 990PF Part IV - Capital Gains and Losses for Tax on Investment Income - Columns i - I

Complete only for assets showing gain in column (h) and owned by the foundation on 12/31/69				(l) Gains (Col (h) gain minus col (k), but not less than -0-) or Losses (from col (h))
(i) F M V as of 12/31/69		(j) Adjusted basis as of 12/31/69	(k) Excess of col (i) over col (j), if any	
FY	0	0	0	-4
FZ	0	0	0	-92
GA	0	0	0	-6
GB	0	0	0	-1,955
GC	0	0	0	-1,406
GD	0	0	0	-14
GE	0	0	0	-1,224
GF	0	0	0	4,007
GG	0	0	0	2,156
GH	0	0	0	7,926
GI	0	0	0	5,057
GJ	0	0	0	30,677
GK	0	0	0	2,512
GL	0	0	0	374
GM	0	0	0	1,135
GN	0	0	0	-62
GO	0	0	0	729
GP	0	0	0	-858
GQ	0	0	0	-223
GR	0	0	0	62
GS	0	0	0	1,039
GT	0	0	0	-10
GU	0	0	0	259
GV	0	0	0	84
GW	0	0	0	310
GX	0	0	0	154
GY	0	0	0	53
GZ	0	0	0	1,511
HA	0	0	0	2,371
HB	0	0	0	-410

Form 990PF Part IV - Capital Gains and Losses for Tax on Investment Income - Columns i - l

Complete only for assets showing gain in column (h) and owned by the foundation on 12/31/69				(l) Gains (Col (h) gain minus col (k), but not less than -0-) or Losses (from col (h))
(i) F M V as of 12/31/69		(j) Adjusted basis as of 12/31/69	(k) Excess of col (i) over col (j), if any	
HC	0	0	0	120
HD	0	0	0	1,713
HE	0	0	0	-1,565
HF	0	0	0	299
HG	0	0	0	423
HH	0	0	0	119
HI	0	0	0	0
HJ	0	0	0	1,239
HK	0	0	0	338
HL	0	0	0	-24
HM	0	0	0	110
HN	0	0	0	150
HO	0	0	0	-100
HP	0	0	0	-40
HQ	0	0	0	-66
HR	0	0	0	-1,856
HS	0	0	0	-169
HT	0	0	0	-18
HU	0	0	0	2,990
HV	0	0	0	273
HW	0	0	0	2,245
HX	0	0	0	441
HY	0	0	0	3,946
HZ	0	0	0	544
IA	0	0	0	-507
IB	0	0	0	897
IC	0	0	0	894
ID	0	0	0	582
IE	0	0	0	107
IF	0	0	0	-16

Form 990PF Part IV - Capital Gains and Losses for Tax on Investment Income - Columns i - I

Complete only for assets showing gain in column (h) and owned by the foundation on 12/31/69				(I) Gains (Col (h) gain minus col (k), but not less than -0-) or Losses (from col (h))
(i) F M V as of 12/31/69		(j) Adjusted basis as of 12/31/69	(k) Excess of col (i) over col (j), if any	
IG	0	0	0	-35
IH	0	0	0	59
II	0	0	0	708
IJ	0	0	0	96
IK	0	0	0	174
IL	0	0	0	696
IM	0	0	0	87
IN	0	0	0	-308
IO	0	0	0	-535
IP	0	0	0	1,819
IQ	0	0	0	47
IR	0	0	0	5,583
IS	0	0	0	956
IT	0	0	0	-609
IU	0	0	0	3,162
IV	0	0	0	418
IW	0	0	0	47
IX	0	0	0	342
IY	0	0	0	418
IZ	0	0	0	335
JA	0	0	0	848
JB	0	0	0	850
JC	0	0	0	2,678
JD	0	0	0	41
JE	0	0	0	5,948
JF	0	0	0	2,808
JG	0	0	0	-110
JH	0	0	0	5
JI	0	0	0	207
JJ	0	0	0	-6


Form 990PF Part IV - Capital Gains and Losses for Tax on Investment Income - Columns i - l

Complete only for assets showing gain in column (h) and owned by the foundation on 12/31/69				(l) Gains (Col (h) gain minus col (k), but not less than -0-) or Losses (from col (h))
(i) FMV as of 12/31/69		(j) Adjusted basis as of 12/31/69	(k) Excess of col (i) over col (j), if any	
JK	0	0	0	87
JL	0	0	0	-200
JM	0	0	0	3,849
JN	0	0	0	179
JO	0	0	0	494
JP	0	0	0	2,360
JQ	0	0	0	194
JR	0	0	0	-1,340
JS	0	0	0	961
JT	0	0	0	155
JU	0	0	0	44
JV	0	0	0	1,743
JW	0	0	0	237
JX	0	0	0	2,350
JY	0	0	0	6


Form 990PF Part VIII Line 1 - List all officers, directors, trustees, foundation managers and their compensation

(a) Name and address	(b) Title, and average hours per week devoted to position	(c) Compensation (If not paid, enter -0-)	(d) Contributions to employee benefit plans and deferred compensation	(e) Expense account, other allowances
JOHN VREDENBURG	President/Director 0	0	0	0
25095 - 490TH AVENUE CHARITON,IA 50049				
MARTHA VREDENBURG	Treasurer/Director 0	0	0	0
4161 EAST MCLELLAN ROAD MESA,AZ 85205				
EMILY R BRODERICK	Secretary/Director 0	0	0	68
2072 NW 137TH STREET CLIVE,IA 50325				
CHARLES VREDENBURG	Director 0	0	0	0
34296 RED OAK LANE CUMMING,IA 50061				
CHRISTOPHER WIBE	Director 0	0	0	197
15882 SOUTH ROTH COURT OLATHE,KS 66062				
D ZANE VREDENBURG	Director 0	0	0	60
28461 NORTH STATE STREET LAMONI,IA 50140				

Form 990PF Part XV Line 3 - Grants and Contributions Paid During the Year or Approved for Future Payment

Recipient	If recipient is an individual, show any relationship to any foundation manager or substantial contributor	Foundation status of recipient	Purpose of grant or contribution	Amount
Name and address (home or business)				
<b>a</b> <i>Paid during the year</i>				
CIRCLE OF LIFE HOSPICE 1030 NORTH 7TH STREET CHARITON,IA 50049		Public	Furnishings &Decor	10,000
AMERICAN LEGION POST 102 PO BOX 58 CHARITON,IA 50049		Public	QuonsetRestoration	2,500
BOY SCOUT TROOP 149 534 NORTH 8TH STREET CHARITON,IA 50049		Public	CampingEquipment	2,500
CAMP HERTKO HOLLOW INC 101 LOCUST STREET DES MOINES,IA 50309		Public	GeneralSupport	3,000
CHARITON CHAMBER & DEV CHARITABLE FDN 104 NORTH GRAND STREET CHARITON,IA 50049		Public	Performing ArtsSeries	25,000
CHARITON COMM SCHOOL DIST 501 NORTH GRAND STREET CHARITON,IA 50049		Public	ArtSupplies	2,000
CHARITON COMM SCHOOL DIST 501 NORTH GRAND STREET CHARITON,IA 50049		Public	BandInstruments	5,000
CHARITON PUBLIC LIBRARY 803 BRADEN AVENUE CHARITON,IA 50049		Public	Park LotRepairs	6,000
FAITH HOPE & CHARITY INC PO BOX 243 STORM LAKE,IA 50588		Public	GeneralSupport	5,000
HUMANE SOCIETY OF LUCAS COUNTY 118 EAST LINCOLN CHARITON,IA 50049		Public	GeneralSupport	5,000
IOWA PUBLIC TELEVISION FDN 6535 CORPORATE DRIVE JOHNSTON,IA 50131		Public	FairIowa StateSponsorship	20,000
LUCAS COUNTY AREA AGENCY ON AGING PO BOX 283 CHARITON,IA 50049		Public	KitchenRemodeling	8,500
LUCAS COUNTY HEALTH CENTER 1200 NORTH SEVENTH STREET CHARITON,IA 50049		Public	LocalArtwork	5,000
RUSSELL (IOWA) HISTORICAL SOCIETY PO BOX 412 RUSSELL,IA 50238		Public	BuildingAddition	10,000
CAMP HERTKO HOLLOW INC 101 LOCUST STREET DES MOINES,IA 50309		Public	GeneralSupport	5,000
<b>Total . . . . .</b>  <b>3a</b>				199,500

Form 990PF Part XV Line 3 - Grants and Contributions Paid During the Year or Approved for Future Payment

Recipient	If recipient is an individual, show any relationship to any foundation manager or substantial contributor	Foundation status of recipient	Purpose of grant or contribution	Amount
Name and address (home or business)				
<b>a</b> Paid during the year				
CENTERVILLE COMM SCHOOL DIST PO BOX 370 CENTERVILLE,IA 52544		Public	Equipment &Musical & ExerciseMicrophone Equipment	29,500
CHARITON COMM SCHOOL DIST 501 NORTH GRAND STREET CHARITON,IA 50049		Public	LibraryHigh SchoolBooks	10,000
CHARITON COMM SCHOOL DIST 501 NORTH GRAND STREET CHARITON,IA 50049		Public	BandInstruments	10,000
CHARITON IOWA FOURTH OF JULY COMMITTEE 120 NORTH GRAND STREET CHARITON,IA 50049		Public	Folding PicnicTables	3,000
CHARITON VALLEY PLAYERS 1012 NORTH TWELFTH STREET CHARITON,IA 50049		Public	Children'sMissoulaTheater	4,000
CITY OF DECATUR PO BOX 154 DECATUR,IA 50067		Public	CenterCommunityAppliances	2,500
DES MOINES METRO OPERA 106 WEST BOSTON AVENUE INDIANOLA,IA 50125		Public	TouringEducationalTroupe	6,000
DES MOINES SYMPHONY 221 WALNUT STREET SUITE 4 DES MOINES,IA 50309		Public	GeneralSupport	5,000
IOWA PUBLIC RADIO 2111 GRAND AVENUE SUITE 100 DES MOINES,IA 50312		Public	ArtsGeneralP rogramming	5,000
RUSSELL (IOWA) HISTORICAL SOCIETY PO BOX 412 RUSSELL,IA 50238		Public	LoanReducation	10,000
<b>Total . . . . .</b>  <b>3a</b>				199,500

**TY 2010 Investments Corporate  
Bonds Schedule****Name:** THE VREDENBURG FOUNDATION**EIN:** 42-1481578

<b>Name of Bond</b>	<b>End of Year Book Value</b>	<b>End of Year Fair Market Value</b>
Pimco Total Return Fund	259,728	274,101
Nuveen Core Bond Fund	202,675	207,267
First American Intermediate Term Bond Fund	149,167	160,234
IShares Tr Iboxx HY Corp Bond	159,746	170,197
American Centy Intl Bond Fund	133,359	126,924



TY 2010 Investments Corporate  
Stock Schedule

Name: THE VREDENBURG FOUNDATION  
EIN: 42-1481578

Name of Stock	End of Year Book Value	End of Year Fair Market Value
Allergan, Inc.	7,614	10,987
American Tower Corp	9,110	12,393
Anadarko Petroleum Corp	9,786	10,891
Apache Corporation	8,600	11,923
Apple Incorporated	7,869	35,481
Automatic Data Processing	10,426	10,876
BMC Software Incorporated	9,052	14,378
Boeing Co.	13,595	13,378
Bristol-Myers Squibb Company	10,880	13,240
Brunswick Corporation	6,822	8,058
Cameron Intl Corporation	6,994	9,639
Caterpillar Inc.	14,080	18,732
Citigroup Inc.	24,945	28,564
Cliffs Natural Resources Inc	7,909	8,581
Directv Cl A	11,162	12,777
Disney Walt Co	10,235	14,254
Dollar Tree Inc	3,061	7,571
Dover Corp	8,923	9,936
EMC Corporation	9,861	10,877
Eaton Corporation	9,458	15,227
Energizer Holdings Inc	7,470	7,290
Express Scripts Incorporated	5,205	9,188
Exxon Mobil Corporation	14,594	14,258
Fifth Third Bancorp	7,773	8,221
Foot Locker Inc	6,091	9,516
Ford Motor Company	13,348	13,348
Freeport McMoran Copper	9,110	13,810
Goldman Sachs Group Inc	24,205	26,906
Intel Corporation	9,357	12,828
JP Morgan Chase & Company	24,522	27,997

Name of Stock	End of Year Book Value	End of Year Fair Market Value
Jarden Corporation	8,243	8,736
Keycorp New	5,369	7,611
Lauder Estee Companies Inc	8,421	10,410
Manpower Inc	10,107	11,297
Mastercard Inc	10,700	9,861
McKesson Corporation	7,649	8,094
Medco Health Solutions Inc	8,797	10,600
National Oilwell Varco Inc	11,720	14,324
Occidental Pete Corporation	9,159	15,206
Officemax Inc	5,881	6,284
Oracle Corporation	14,642	16,495
P G E Corporation	4,791	5,980
Parker Hannifin Corporation	8,225	11,219
Pfizer Incorporated	16,745	18,578
Qualcomm Inc	10,449	13,610
Starbucks Corporation	9,401	11,246
Target Corporation	11,059	13,469
Teradata Corp Del	5,922	10,702
Textron Incorporation	5,959	7,447
The Mosiac Company	7,237	8,781
United Health Group Incorporated	9,632	9,930
United Technologies Corporation	7,303	16,531
Vmware Inc	6,556	7,557
Whirlpool Corporation	12,008	13,325
Whiting Petroleum Corporation	9,686	14,063
Williams Sonoma Inc	6,938	8,387
Windstream Corp	5,702	8,629
Accenture Plc	4,363	9,456
Ace Ltd	8,503	11,828
Check Point Software Tech Ltd	6,767	9,159

Name of Stock	End of Year Book Value	End of Year Fair Market Value
Schlumberger Limited	3,852	13,778

**TY 2010 Investments - Other Schedule****Name:** THE VREDENBURG FOUNDATION**EIN:** 42-1481578

<b>Category / Item</b>	<b>Listed at Cost or FMV</b>	<b>Book Value</b>	<b>End of Year Fair Market Value</b>
American Century Small Cap		77,756	94,733
American Europacific Growth		369,500	474,820
Dodge & Cox Stock Fund		210,000	288,431
Ipath Dow Jones UBS Commodity		119,289	141,466
IShares DJ US Real Estate		194,180	212,648
IShares MSCI Emerging Markets		167,646	217,962
Neuberger Berman Genesis Instl Fund		58,256	95,283
Price T Rowe Growth Stock Fund		210,000	304,898
Rowe T Price Mid-Cap Growth Fund		173,746	191,142
Rowe T Price Mid-Cap Value Fund		115,043	191,885
Scout International Fund		198,000	250,803
Spdr Gold Trust		61,154	72,828

# **TY 2010 Legal Fees Schedule**

**Name:** THE VREDENBURG FOUNDATION

**EIN:** 42-1481578

Category	Amount	Net Investment Income	Adjusted Net Income	Disbursements for Charitable Purposes
Raymond C Meyer Legal	4,000			4,000

TY 2010 Other Decreases Schedule

**Name:** THE VREDENBURG FOUNDATION

**EIN:** 42-1481578

Description	Amount
Rounding	1

TY 2010 Other Expenses Schedule

**Name:** THE VREDENBURG FOUNDATION

**EIN:** 42-1481578

Description	Revenue and Expenses per Books	Net Invest ment Income	Adjusted Net Income	Disbursements for Charit able Purposes
Meeting Expenses	325			325

# **TY 2010 Other Income Schedule**

**Name:** THE VREDENBURG FOUNDATION

**EIN:** 42-1481578

Description	Revenue And Expenses Per Books	Net Invest ment Income	Adjusted Net Income
Stock Settlements	1,422	1,422	1,422
Tax Refund	1,602	1,602	1,602
Interest on Refund	67	67	67



**TY 2010 Other Increases Schedule****Name:** THE VREDENBURG FOUNDATION**EIN:** 42-1481578

Description	Amount
Capital Gain Distributions	8,541
Short Term Capital Gains	27,300
Long Term Capital Gains	177,016

TY 2010 Other Professional Fees Schedule

**Name:** THE VREDENBURG FOUNDATION

**EIN:** 42-1481578

Category	Amount	Net Investment Income	Adjusted Net Income	Disbursements for Charitable Purposes
US Bank, NA Investment Fees	11,839	11,839	11,839	

**TY 2010 Taxes Schedule**

**Name:** THE VREDENBURG FOUNDATION

**EIN:** 42-1481578

Category	Amount	Net Investment Income	Adjusted Net Income	Disbursements for Charitable Purposes
Foreign Tax		2,158	2,158	