



See a Social Security Number? Say Something!
Report Privacy Problems to <https://public.resource.org/privacy>
Or call the IRS Identity Theft Hotline at 1-800-908-4490



Form **990-PF**

Department of the Treasury
Internal Revenue Service

Return of Private Foundation
or Section 4947(a)(1) Nonexempt Charitable Trust
Treated as a Private Foundation

Note. The foundation may be able to use a copy of this return to satisfy state reporting requirements

OMB No 1545-0052

2010

For calendar year 2010, or tax year beginning 01-01-2010 , and ending 12-31-2010

G Check all that apply

☐ Initial return

☐ Initial return of a former public charity

☐ Final return

☐ Amended return

☐ Address change

☐ Name change

Name of foundation
IDA KORAN TRUST 25641470

Number and street (or P O box number if mail is not delivered to street address)
P O BOX 64713 TRUST TAX SERVICES

City or town, state, and ZIP code
ST PAUL, MN 551640713

A Employer identification number
41-6124022

B Telephone number (see page 10 of the instructions)
(612) 303-3258









C If exemption application is pending, check here ☐
D 1. Foreign organizations, check here ☐
2. Foreign organizations meeting the 85% test, check here and attach computation ☐
E If private foundation status was terminated under section 507(b)(1)(A), check here ☐
F If the foundation is in a 60-month termination under section 507(b)(1)(B), check here ☐



H Check type of organization ☒ Section 501(c)(3) exempt private foundation
☐ Section 4947(a)(1) nonexempt charitable trust ☐ Other taxable private foundation

I Fair market value of all assets at end of year (from Part II, col. (c), line 16)
\$ 39,199,233

J Accounting method ☐ Cash ☐ Accrual
☐ Other (specify) _____
(Part I, column (d) must be on cash basis.)

Part I Analysis of Revenue and Expenses (The total of amounts in columns (b), (c), and (d) may not necessarily equal the amounts in column (a) (see page 11 of the instructions))		(a) Revenue and expenses per books	(b) Net investment income	(c) Adjusted net income	(d) Disbursements for charitable purposes (cash basis only)
Revenue	1 Contributions, gifts, grants, etc , received (attach schedule)				
	2 Check <input checked="" type="checkbox"/> if the foundation is not required to attach Sch B				
	3 Interest on savings and temporary cash investments	18	18		
	4 Dividends and interest from securities.	902,719	902,719		
	5a Gross rents	1,120	1,120		
	b Net rental income or (loss) 1,120				
	6a Net gain or (loss) from sale of assets not on line 10	821,043			
	b Gross sales price for all assets on line 6a 8,098,294				
	7 Capital gain net income (from Part IV , line 2)		821,043		
	8 Net short-term capital gain			0	
	9 Income modifications				
	10a Gross sales less returns and allowances				
	b Less Cost of goods sold				
	c Gross profit or (loss) (attach schedule)				
Operating and Administrative Expenses	11 Other income (attach schedule)	79,512	1,616		
	12 Total. Add lines 1 through 11	1,804,412	1,726,516		
	13 Compensation of officers, directors, trustees, etc	196,515	146,837		49,678
	14 Other employee salaries and wages	28,572	2,857	0	25,715
	15 Pension plans, employee benefits		0	0	
	16a Legal fees (attach schedule).	32,457	16,228	0	16,229
	b Accounting fees (attach schedule).				
	c Other professional fees (attach schedule)	101,591			101,591
	17 Interest				0
	18 Taxes (attach schedule) (see page 14 of the instructions)	18,744	9,344		0
	19 Depreciation (attach schedule) and depletion	0	0		
	20 Occupancy				
	21 Travel, conferences, and meetings	957	0	0	957
	22 Printing and publications		0	0	
	23 Other expenses (attach schedule).	16,286	4,830		11,456
	24 Total operating and administrative expenses. Add lines 13 through 23	395,122	180,096	0	205,626
	25 Contributions, gifts, grants paid	1,500,086			1,500,086
	26 Total expenses and disbursements. Add lines 24 and 25	1,895,208	180,096	0	1,705,712
	27 Subtract line 26 from line 12				
	a Excess of revenue over expenses and disbursements	-90,796			
	b Net investment income (if negative, enter -0-)		1,546,420		
	c Adjusted net income (if negative, enter -0-)			0	

Part II Balance Sheets		Attached schedules and amounts in the description column should be for end-of-year amounts only (See instructions)	Beginning of year	End of year	
			(a) Book Value	(b) Book Value	(c) Fair Market Value
Assets	1	Cash—non-interest-bearing		94,410	94,410
	2	Savings and temporary cash investments	750,163	943,623	943,623
	3	Accounts receivable ▶ _____ Less allowance for doubtful accounts ▶ _____		0	0
	4	Pledges receivable ▶ _____ Less allowance for doubtful accounts ▶ _____			
	5	Grants receivable			
	6	Receivables due from officers, directors, trustees, and other disqualified persons (attach schedule) (see page 15 of the instructions)			
	7	Other notes and loans receivable (attach schedule) ▶ _____ Less allowance for doubtful accounts ▶ _____ 0			
	8	Inventories for sale or use			
	9	Prepaid expenses and deferred charges			
	10a	Investments—U S and state government obligations (attach schedule)	2,357,920	 1,171,982	1,223,112
	b	Investments—corporate stock (attach schedule)	17,196,036	 16,102,287	21,504,032
	c	Investments—corporate bonds (attach schedule).	8,562,334	 9,295,847	9,630,280
	11	Investments—land, buildings, and equipment basis ▶ _____ Less accumulated depreciation (attach schedule) ▶ _____			
	12	Investments—mortgage loans			
	13	Investments—other (attach schedule)	4,383,654	 5,548,881	5,660,532
	14	Land, buildings, and equipment basis ▶ _____ Less accumulated depreciation (attach schedule) ▶ _____			
Liabilities	15	Other assets (describe ▶ _____)	 24,736	 34,025	 143,244
	16	Total assets (to be completed by all filers—see the instructions Also, see page 1, item I)	33,274,843	33,191,055	39,199,233
	17	Accounts payable and accrued expenses			
	18	Grants payable			
	19	Deferred revenue			
Net Assets or Fund Balances	20	Loans from officers, directors, trustees, and other disqualified persons			
	21	Mortgages and other notes payable (attach schedule)			
	22	Other liabilities (describe ▶ _____)	 5,373		
	23	Total liabilities (add lines 17 through 22)	5,373	0	
Net Assets or Fund Balances	Foundations that follow SFAS 117, check here ▶ <input type="checkbox"/> and complete lines 24 through 26 and lines 30 and 31.				
	24	Unrestricted			
	25	Temporarily restricted			
	26	Permanently restricted			
	Foundations that do not follow SFAS 117, check here ▶ <input checked="" type="checkbox"/> and complete lines 27 through 31.				
	27	Capital stock, trust principal, or current funds	2,514,664	2,514,664	
	28	Paid-in or capital surplus, or land, bldg , and equipment fund			
	29	Retained earnings, accumulated income, endowment, or other funds	30,754,806	30,676,391	
	30	Total net assets or fund balances (see page 17 of the instructions)	33,269,470	33,191,055	
	31	Total liabilities and net assets/fund balances (see page 17 of the instructions)	33,274,843	33,191,055	

Part III Analysis of Changes in Net Assets or Fund Balances		
1	Total net assets or fund balances at beginning of year—Part II, column (a), line 30 (must agree with end-of-year figure reported on prior year’s return)	1 33,269,470
2	Enter amount from Part I, line 27a	2 -90,796
3	Other increases not included in line 2 (itemize) ▶ 	3 16,778
4	Add lines 1, 2, and 3	4 33,195,452
5	Decreases not included in line 2 (itemize) ▶ 	5 4,397
6	Total net assets or fund balances at end of year (line 4 minus line 5)—Part II, column (b), line 30	6 33,191,055

Part IV Capital Gains and Losses for Tax on Investment Income

(a) List and describe the kind(s) of property sold (e g , real estate, 2-story brick warehouse, or common stock, 200 shs MLC Co)		(b) How acquired P—Purchase D—Donation	(c) Date acquired (mo , day, yr)	(d) Date sold (mo , day, yr)
1a	See Additional Data Table			
b				
c				
d				
e				
(e) Gross sales price		(f) Depreciation allowed (or allowable)	(g) Cost or other basis plus expense of sale	(h) Gain or (loss) (e) plus (f) minus (g)
a	See Additional Data Table			
b				
c				
d				
e				
Complete only for assets showing gain in column (h) and owned by the foundation on 12/31/69			(i) Gains (Col (h) gain minus col (k), but not less than -0-) or Losses (from col (h))	
(i) F M V as of 12/31/69		(j) Adjusted basis as of 12/31/69	(k) Excess of col (i) over col (j), if any	
a	See Additional Data Table			
b				
c				
d				
e				
2	Capital gain net income or (net capital loss) { If gain, also enter in Part I, line 7 If (loss), enter -0- in Part I, line 7 }			2821,043
3	Net short-term capital gain or (loss) as defined in sections 1222(5) and (6) If gain, also enter in Part I, line 8, column (c) (see pages 13 and 17 of the instructions) If (loss), enter -0- in Part I, line 8 }			3

Part V Qualification Under Section 4940(e) for Reduced Tax on Net Investment Income

(For optional use by domestic private foundations subject to the section 4940(a) tax on net investment income)

If section 4940(d)(2) applies, leave this part blank

Was the foundation liable for the section 4942 tax on the distributable amount of any year in the base period? ☐ Yes ☒ No
If "Yes," the foundation does not qualify under section 4940(e) Do not complete this part

1 Enter the appropriate amount in each column for each year, see page 18 of the instructions before making any entries			
(a) Base period years Calendar year (or tax year beginning in)	(b) Adjusted qualifying distributions	(c) Net value of noncharitable-use assets	(d) Distribution ratio (col (b) divided by col (c))
2009	2,240,777	33,775,040	0 066344
2008	2,138,464	38,012,815	0 056256
2007	1,996,081	41,994,051	0 047532
2006	2,127,045	39,934,780	0 053263
2005	2,385,233	38,270,499	0 062326
2	Total of line 1, column (d).		20 285722
3	Average distribution ratio for the 5-year base period—divide the total on line 2 by 5, or by the number of years the foundation has been in existence if less than 5 years		30 057144
4	Enter the net value of noncharitable-use assets for 2010 from Part X, line 5.		436,656,137
5	Multiply line 4 by line 3.		52,094,690
6	Enter 1% of net investment income (1% of Part I, line 27b).		615,464
7	Add lines 5 and 6.		72,110,154
8	Enter qualifying distributions from Part XII, line 4. If line 8 is equal to or greater than line 7, check the box in Part VI, line 1b, and complete that part using a 1% tax rate See the Part VI instructions on page 18		82,251,212

Part VI Excise Tax Based on Investment Income (Section 4940(a), 4940(b), 4940(e), or 4948—see page 18 of the instructions)			
1a Exempt operating foundations described in section 4940(d)(2), check here <input type="checkbox"/> and enter "N/A" on line 1 Date of ruling or determination letter _____ (attach copy of letter if necessary—see instructions)			
b Domestic foundations that meet the section 4940(e) requirements in Part V, check here <input checked="" type="checkbox"/> and enter 1% of Part I, line 27b		1	15,464
c All other domestic foundations enter 2% of line 27b Exempt foreign organizations enter 4% of Part I, line 12, col (b)			
2 Tax under section 511 (domestic section 4947(a)(1) trusts and taxable foundations only Others enter -0-)		2	0
3 Add lines 1 and 2.		3	15,464
4 Subtitle A (income) tax (domestic section 4947(a)(1) trusts and taxable foundations only Others enter -0-)		4	0
5 Tax based on investment income. Subtract line 4 from line 3 If zero or less, enter -0-		5	15,464
6 Credits/Payments			
a	2010 estimated tax payments and 2009 overpayment credited to 2010	6a	17,584
b	Exempt foreign organizations—tax withheld at source	6b	
c	Tax paid with application for extension of time to file (Form 8868)	6c	0
d	Backup withholding erroneously withheld	6d	
7 Total credits and payments Add lines 6a through 6d.		7	17,584
8 Enter any penalty for underpayment of estimated tax Check here <input checked="" type="checkbox"/> if Form 2220 is attached		8	0
9 Tax due. If the total of lines 5 and 8 is more than line 7, enter amount owed		9	
10 Overpayment. If line 7 is more than the total of lines 5 and 8, enter the amount overpaid.		10	2,120
11 Enter the amount of line 10 to be Credited to 2011 estimated tax 2,120 Refunded		11	0

Part VII-A Statements Regarding Activities			
1a During the tax year, did the foundation attempt to influence any national, state, or local legislation or did it participate or intervene in any political campaign?			Yes No
b Did it spend more than \$100 during the year (either directly or indirectly) for political purposes (see page 19 of the instructions for definition)? If the answer is "Yes" to 1a or 1b, attach a detailed description of the activities and copies of any materials published or distributed by the foundation in connection with the activities.		1a	No
c Did the foundation file Form 1120-POL for this year?		1b	No
d Enter the amount (if any) of tax on political expenditures (section 4955) imposed during the year (1) On the foundation \$ _____ (2) On foundation managers \$ _____		1c	No
e Enter the reimbursement (if any) paid by the foundation during the year for political expenditure tax imposed on foundation managers \$ _____			
2 Has the foundation engaged in any activities that have not previously been reported to the IRS? If "Yes," attach a detailed description of the activities.		2	No
3 Has the foundation made any changes, not previously reported to the IRS, in its governing instrument, articles of incorporation, or bylaws, or other similar instruments? If "Yes," attach a conformed copy of the changes		3	No
4a Did the foundation have unrelated business gross income of \$1,000 or more during the year?		4a	No
b If "Yes," has it filed a tax return on Form 990-T for this year?		4b	
5 Was there a liquidation, termination, dissolution, or substantial contraction during the year? If "Yes," attach the statement required by General Instruction T.		5	No
6 Are the requirements of section 508(e) (relating to sections 4941 through 4945) satisfied either • By language in the governing instrument, or • By state legislation that effectively amends the governing instrument so that no mandatory directions that conflict with the state law remain in the governing instrument?		6	Yes
7 Did the foundation have at least \$5,000 in assets at any time during the year? If "Yes," complete Part II, col (c), and Part XV		7	Yes
8a Enter the states to which the foundation reports or with which it is registered (see page 19 of the instructions) MN _____			
b If the answer is "Yes" to line 7, has the foundation furnished a copy of Form 990-PF to the Attorney General (or designate) of each state as required by General Instruction G? If "No," attach explanation .		8b	Yes
9 Is the foundation claiming status as a private operating foundation within the meaning of section 4942(j)(3) or 4942(j)(5) for calendar year 2010 or the taxable year beginning in 2010 (see instructions for Part XIV on page 27)? If "Yes," complete Part XIV		9	No
10 Did any persons become substantial contributors during the tax year? If "Yes," attach a schedule listing their names and addresses		10	No

Part VII-A

Statements Regarding Activities *(continued)*

11	At any time during the year, did the foundation, directly or indirectly, own a controlled entity within the meaning of section 512(b)(13)? If "Yes," attach schedule (see page 20 of the instructions).	11		No
12	Did the foundation acquire a direct or indirect interest in any applicable insurance contract before August 17, 2008?	12		No
13	Did the foundation comply with the public inspection requirements for its annual returns and exemption application?	13	Yes	
Website address				
14	The books are in care of US BANK NA Telephone no (612) 303-3258 Located at 800 NICOLLETT MALL MINNEAPOLIS MN ZIP+4 55402			
15	Section 4947(a)(1) nonexempt charitable trusts filing Form 990-PF in lieu of Form 1041 —Check here and enter the amount of tax-exempt interest received or accrued during the year.		15	
16	At any time during calendar year 2010, did the foundation have an interest in or a signature or other authority over a bank, securities, or other financial account in a foreign country?	16		No
See page 20 of the instructions for exceptions and filing requirements for Form TD F 90-22.1 If "Yes", enter the name of the foreign country.				

Part VII-B

Statements Regarding Activities for Which Form 4720 May Be Required

File Form 4720 if any item is checked in the "Yes" column, unless an exception applies.			Yes	No
1a	During the year did the foundation (either directly or indirectly) (1) Engage in the sale or exchange, or leasing of property with a disqualified person? (2) Borrow money from, lend money to, or otherwise extend credit to (or accept it from) a disqualified person? (3) Furnish goods, services, or facilities to (or accept them from) a disqualified person? (4) Pay compensation to, or pay or reimburse the expenses of, a disqualified person? (5) Transfer any income or assets to a disqualified person (or make any of either available for the benefit or use of a disqualified person)? (6) Agree to pay money or property to a government official? (Exception. Check "No" if the foundation agreed to make a grant to or to employ the official for a period after termination of government service, if terminating within 90 days).			
b	If any answer is "Yes" to 1a(1)–(6), did any of the acts fail to qualify under the exceptions described in Regulations section 53.4941(d)-3 or in a current notice regarding disaster assistance (see page 20 of the instructions)? Organizations relying on a current notice regarding disaster assistance check here.	1b		No
c	Did the foundation engage in a prior year in any of the acts described in 1a, other than excepted acts, that were not corrected before the first day of the tax year beginning in 2010?	1c		No
2	Taxes on failure to distribute income (section 4942) (does not apply for years the foundation was a private operating foundation defined in section 4942(j)(3) or 4942(j)(5))			
a	At the end of tax year 2010, did the foundation have any undistributed income (lines 6d and 6e, Part XIII) for tax year(s) beginning before 2010? If "Yes," list the years 20 , 20 , 20 , 20			
b	Are there any years listed in 2a for which the foundation is not applying the provisions of section 4942(a)(2) (relating to incorrect valuation of assets) to the year's undistributed income? (If applying section 4942(a)(2) to all years listed, answer "No" and attach statement—see page 20 of the instructions).	2b		
c	If the provisions of section 4942(a)(2) are being applied to any of the years listed in 2a, list the years here 20 , 20 , 20 , 20			
3a	Did the foundation hold more than a 2% direct or indirect interest in any business enterprise at any time during the year?			
b	If "Yes," did it have excess business holdings in 2010 as a result of (1) any purchase by the foundation or disqualified persons after May 26, 1969, (2) the lapse of the 5-year period (or longer period approved by the Commissioner under section 4943(c)(7)) to dispose of holdings acquired by gift or bequest, or (3) the lapse of the 10-, 15-, or 20-year first phase holding period? (Use Schedule C, Form 4720, to determine if the foundation had excess business holdings in 2010.).	3b		
4a	Did the foundation invest during the year any amount in a manner that would jeopardize its charitable purposes?	4a		No
b	Did the foundation make any investment in a prior year (but after December 31, 1969) that could jeopardize its charitable purpose that had not been removed from jeopardy before the first day of the tax year beginning in 2010?	4b		No

Part VII-B

Statements Regarding Activities for Which Form 4720 May Be Required (continued)

5a

During the year did the foundation pay or incur any amount to

(1)

Carry on propaganda, or otherwise attempt to influence legislation (section 4945(e))?

Yes

✓

No

(2)

Influence the outcome of any specific public election (see section 4955), or to carry on, directly or indirectly, any voter registration drive?

Yes

✓

No

(3)

Provide a grant to an individual for travel, study, or other similar purposes?

✓

YesNo

(4)

Provide a grant to an organization other than a charitable, etc , organization described in section 509(a)(1), (2), or (3), or section 4940(d)(2)? (see page 22 of the instructions).

Yes

✓

No

(5)

Provide for any purpose other than religious, charitable, scientific, literary, or educational purposes, or for the prevention of cruelty to children or animals?

Yes

✓

No

b

If any answer is "Yes" to 5a(1)–(5), did **any** of the transactions fail to qualify under the exceptions described in Regulations section 53.4945 or in a current notice regarding disaster assistance (see page 22 of the instructions)? Organizations relying on a current notice regarding disaster assistance check here.

5b

No

c

If the answer is "Yes" to question 5a(4), does the foundation claim exemption from the tax because it maintained expenditure responsibility for the grant?

YesNo

If "Yes," attach the statement required by Regulations section 53.4945–5(d).

6a

Did the foundation, during the year, receive any funds, directly or indirectly, to pay premiums on a personal benefit contract?

Yes

✓

No

b

Did the foundation, during the year, pay premiums, directly or indirectly, on a personal benefit contract?

6b

No

If "Yes" to 6b, file Form 8870.

7a

At any time during the tax year, was the foundation a party to a prohibited tax shelter transaction?

Yes

✓

No

b

If yes, did the foundation receive any proceeds or have any net income attributable to the transaction?

7b

Part VIII

Information About Officers, Directors, Trustees, Foundation Managers, Highly Paid Employees, and Contractors

1

List all officers, directors, trustees, foundation managers and their compensation (see page 22 of the instructions).

(a) Name and address	(b) Title, and average hours per week devoted to position	(c) Compensation (If not paid, enter -0-)	(d) Contributions to employee benefit plans and deferred compensation	(e) Expense account, other allowances
STANLEY OSBORN	TRUSTEE	0		
360 ORONO ORCHARD RD	1			
WAYZATA, MN 553919693				
DIANA D LEWIS	TRUSTEE	0		
7313 HAGEN WAY	1			
NAPLES, FL 34113				
US BANK NA TRUSTEE	TRUSTEE	196,515		
800 NICOLLETT MALL	8			
MINNEAPOLIS, MN 55402				

2

Compensation of five highest-paid employees (other than those included on line 1—see page 23 of the instructions). If none, enter "NONE."

(a) Name and address of each employee paid more than \$50,000	(b) Title, and average hours per week devoted to position	(c) Compensation	(d) Contributions to employee benefit plans and deferred compensation	(e) Expense account, other allowances
NONE				

Total

number of other employees paid over \$50,000.

0

Form 990-PF (2010)

Part VIII

Information About Officers, Directors, Trustees, Foundation Managers, Highly Paid Employees, and Contractors (continued)

3 Five highest-paid independent contractors for professional services (see page 23 of the instructions). If none, enter "NONE".		
(a) Name and address of each person paid more than \$50,000	(b) Type of service	(c) Compensation
NONE		
Total number of others receiving over \$50,000 for professional services.		0

Part IX-A

Summary of Direct Charitable Activities

List the foundation's four largest direct charitable activities during the tax year. Include relevant statistical information such as the number of organizations and other beneficiaries served, conferences convened, research papers produced, etc	Expenses
1	
2	
3	
4	

Part IX-B

Summary of Program-Related Investments (see page 24 of the instructions)

Describe the two largest program-related investments made by the foundation during the tax year on lines 1 and 2	Amount
1HARDSHIP LOANS TO EMPLOYEES OF ECOLAB - LOANS ARE ACCORDING TO APPROVED CRITERIA	200,800
2STUDENT LOANS TO DEPENDENTS OF ECOLAB EMPLOYEES - GRANTED ACCORDING TO APPROVED CRITERIA	344,700
All other program-related investments See page 24 of the instructions	
3	
Total. Add lines 1 through 3.	545,500

Part X

Minimum Investment Return (All domestic foundations must complete this part. Foreign foundations, see page 24 of the instructions.)

1	Fair market value of assets not used (or held for use) directly in carrying out charitable, etc , purposes		
a	Average monthly fair market value of securities.	1a	31,678,782
b	Average of monthly cash balances.	1b	836,008
c	Fair market value of all other assets (see page 24 of the instructions).	1c	4,699,562
d	Total (add lines 1a, b, and c).	1d	37,214,352
e	Reduction claimed for blockage or other factors reported on lines 1a and 1c (attach detailed explanation).	1e	0
2	Acquisition indebtedness applicable to line 1 assets.	2	0
3	Subtract line 2 from line 1d.	3	37,214,352
4	Cash deemed held for charitable activities Enter 1 1/2% of line 3 (for greater amount, see page 25 of the instructions).	4	558,215
5	Net value of noncharitable-use assets. Subtract line 4 from line 3 Enter here and on Part V, line 4	5	36,656,137
6	Minimum investment return. Enter 5% of line 5.	6	1,832,807

Part XI

Distributable Amount (see page 25 of the instructions) (Section 4942(j)(3) and (j)(5) private operating foundations and certain foreign organizations check here ☒ and do not complete this part.)

1	Minimum investment return from Part X, line 6.	1	1,832,807
2a	Tax on investment income for 2010 from Part VI, line 5.	2a	15,464
b	Income tax for 2010 (This does not include the tax from Part VI).	2b	
c	Add lines 2a and 2b.	2c	15,464
3	Distributable amount before adjustments Subtract line 2c from line 1.	3	1,817,343
4	Recoveries of amounts treated as qualifying distributions.	4	335,520
5	Add lines 3 and 4.	5	2,152,863
6	Deduction from distributable amount (see page 25 of the instructions).	6	0
7	Distributable amount as adjusted Subtract line 6 from line 5 Enter here and on Part XIII, line 1.	7	2,152,863

Part XII

Qualifying Distributions (see page 25 of the instructions)

1	Amounts paid (including administrative expenses) to accomplish charitable, etc , purposes		
a	Expenses, contributions, gifts, etc —total from Part I, column (d), line 26.	1a	1,705,712
b	Program-related investments—total from Part IX-B.	1b	545,500
2	Amounts paid to acquire assets used (or held for use) directly in carrying out charitable, etc , purposes.	2	0
3	Amounts set aside for specific charitable projects that satisfy the		
a	Suitability test (prior IRS approval required).	3a	0
b	Cash distribution test (attach the required schedule).	3b	0
4	Qualifying distributions. Add lines 1a through 3b Enter here and on Part V, line 8, and Part XIII, line 4	4	2,251,212
5	Foundations that qualify under section 4940(e) for the reduced rate of tax on net investment income Enter 1% of Part I, line 27b (see page 26 of the instructions).	5	15,464
6	Adjusted qualifying distributions. Subtract line 5 from line 4.	6	2,235,748
Note: The amount on line 6 will be used in Part V, column (b), in subsequent years when calculating whether the foundation qualifies for the section 4940(e) reduction of tax in those years			

Part XIII

Undistributed Income (see page 26 of the instructions)

		(a) Corpus	(b) Years prior to 2009	(c) 2009	(d) 2010
1	Distributable amount for 2010 from Part XI, line 7				2,152,863
2	Undistributed income, if any, as of the end of 2010				
a	Enter amount for 2009 only.			1,731,829	
b	Total for prior years 20____, 20____, 20____		0		
3	Excess distributions carryover, if any, to 2010				
a	From 2005.				0
b	From 2006.				0
c	From 2007.				0
d	From 2008.				0
e	From 2009.				0
f	Total of lines 3a through e.	0			
4	Qualifying distributions for 2010 from Part XII, line 4 ➤ \$ 2,251,212				
a	Applied to 2009, but not more than line 2a			1,731,829	
b	Applied to undistributed income of prior years (Election required—see page 26 of the instructions)		0		
c	Treated as distributions out of corpus (Election required—see page 26 of the instructions). . .	0			
d	Applied to 2010 distributable amount.				519,383
e	Remaining amount distributed out of corpus	0			
5	Excess distributions carryover applied to 2010 (If an amount appears in column (d), the same amount must be shown in column (a).)	0			0
6	Enter the net total of each column as indicated below:				
a	Corpus Add lines 3f, 4c, and 4e Subtract line 5	0			
b	Prior years' undistributed income Subtract line 4b from line 2b.		0		
c	Enter the amount of prior years' undistributed income for which a notice of deficiency has been issued, or on which the section 4942(a) tax has been previously assessed.		0		
d	Subtract line 6c from line 6b Taxable amount—see page 27 of the instructions . . .		0		
e	Undistributed income for 2009 Subtract line 4a from line 2a Taxable amount—see page 27 of the instructions			0	
f	Undistributed income for 2010 Subtract lines 4d and 5 from line 1 This amount must be distributed in 2011.				1,633,480
7	Amounts treated as distributions out of corpus to satisfy requirements imposed by section 170(b)(1)(F) or 4942(g)(3) (see page 27 of the instructions).	0			
8	Excess distributions carryover from 2005 not applied on line 5 or line 7 (see page 27 of the instructions).	0			
9	Excess distributions carryover to 2011. Subtract lines 7 and 8 from line 6a.	0			
10	Analysis of line 9				
a	Excess from 2006.				0
b	Excess from 2007.				0
c	Excess from 2008.				0
d	Excess from 2009.				0
e	Excess from 2010.				0

Part XIV

Private Operating Foundations (see page 27 of the instructions and Part VII-A, question 9)

1a

If the foundation has received a ruling or determination letter that it is a private operating foundation, and the ruling is effective for 2010, enter the date of the ruling.

b

Check box to indicate whether the organization is a private operating foundation described in section 4942(j)(3) or 4942(j)(5)

☐ 4942(j)(3) or ☐ 4942(j)(5)

2a	Enter the lesser of the adjusted net income from Part I or the minimum investment return from Part X for each year listed	Tax year	Prior 3 years			(e) Total
		(a) 2010	(b) 2009	(c) 2008	(d) 2007	
b	85% of line 2a					
c	Qualifying distributions from Part XII, line 4 for each year listed					
d	Amounts included in line 2c not used directly for active conduct of exempt activities					
e	Qualifying distributions made directly for active conduct of exempt activities. Subtract line 2d from line 2c					
3	Complete 3a, b, or c for the alternative test relied upon					
a	"Assets" alternative test—enter					
	(1) Value of all assets					
	(2) Value of assets qualifying under section 4942(j)(3)(B)(i)					
b	"Endowment" alternative test— enter 2/3 of minimum investment return shown in Part X, line 6 for each year listed.					
c	"Support" alternative test—enter					
	(1) Total support other than gross investment income (interest, dividends, rents, payments on securities loans (section 512(a)(5)), or royalties)					
	(2) Support from general public and 5 or more exempt organizations as provided in section 4942(j)(3)(B)(iii).					
	(3) Largest amount of support from an exempt organization					
	(4) Gross investment income					

Part XV

Supplementary Information (Complete this part only if the organization had \$5,000 or more in assets at any time during the year—see page 27 of the instructions.)

1

Information Regarding Foundation Managers:

a

List any managers of the foundation who have contributed more than 2% of the total contributions received by the foundation before the close of any tax year (but only if they have contributed more than \$5,000) (See section 507(d)(2))

NONE

b

List any managers of the foundation who own 10% or more of the stock of a corporation (or an equally large portion of the ownership of a partnership or other entity) of which the foundation has a 10% or greater interest

NONE

2

Information Regarding Contribution, Grant, Gift, Loan, Scholarship, etc., Programs:

Check here ☐ if the foundation only makes contributions to preselected charitable organizations and does not accept unsolicited requests for funds. If the foundation makes gifts, grants, etc. (see page 28 of the instructions) to individuals or organizations under other conditions, complete items 2a, b, c, and d.

a

The name, address, and telephone number of the person to whom applications should be addressed

See Additional Data Table

b

The form in which applications should be submitted and information and materials they should include

See Additional Data Table

c

Any submission deadlines

See Additional Data Table



d

Any restrictions or limitations on awards, such as by geographical areas, charitable fields, kinds of institutions, or other factors

See Additional Data Table

Part XV **Supplementary Information** (continued)

3 Grants and Contributions Paid During the Year or Approved for Future Payment

Recipient	If recipient is an individual, show any relationship to any foundation manager or substantial contributor	Foundation status of recipient	Purpose of grant or contribution	Amount
Name and address (home or business)				
a <i>Paid during the year</i> Hardship grants to Ecolab past/present employees 370 WABASHA STREET ST PAUL, MN 55102	NONE	N/A	HARDSHIP GRANTS	400,986
SCHOLARSHIP AMERICA P O BOX 297 ST PETER, MN 56082	NONE	N/A	ACADEMIC SCHOLARSHIPS	1,099,100
Total			 3a	1,500,086
b <i>Approved for future payment</i>				
Total			 3b	

Enter gross amounts unless otherwise indicated

Part XVI-B Relationship of Activities to the Accomplishment of Exempt Purposes

Form **990-PF** (2010)

Part XVII

Information Regarding Transfers To and Transactions and Relationships With Noncharitable Exempt Organizations

1

Did the organization directly or indirectly engage in any of the following with any other organization described in section 501(c) of the Code (other than section 501(c)(3) organizations) or in section 527, relating to political organizations?

a

Transfers from the reporting foundation to a noncharitable exempt organization of

1

Cash.

1a(1)

No

2

Other assets.

1a(2)

No

b

Other transactions

1

Sales of assets to a noncharitable exempt organization.

1b(1)

No

2

Purchases of assets from a noncharitable exempt organization.

1b(2)

No

3

Rental of facilities, equipment, or other assets.

1b(3)

No

4

Reimbursement arrangements.

1b(4)

No

5

Loans or loan guarantees.

1b(5)

No

6

Performance of services or membership or fundraising solicitations.

1b(6)

No

c

Sharing of facilities, equipment, mailing lists, other assets, or paid employees.

1c

No

d

If the answer to any of the above is "Yes," complete the following schedule. Column (b) should always show the fair market value of the goods, other assets, or services given by the reporting foundation. If the foundation received less than fair market value in any transaction or sharing arrangement, show in column (d) the value of the goods, other assets, or services received.

(a) Line No	(b) Amount involved	(c) Name of noncharitable exempt organization	(d) Description of transfers, transactions, and sharing arrangements

2a

Is the foundation directly or indirectly affiliated with, or related to, one or more tax-exempt organizations described in section 501(c) of the Code (other than section 501(c)(3)) or in section 527?

☐

Yes

☒

No

b

If "Yes," complete the following schedule.

(a) Name of organization	(b) Type of organization	(c) Description of relationship
--------------------------	--------------------------	---------------------------------

Sign Here

Under penalties of perjury, I declare that I have examined this return, including accompanying schedules and statements, and to the best of my knowledge and belief, it is true, correct, and complete. Declaration of preparer (other than taxpayer or fiduciary) is based on all information of which preparer has any knowledge.

Signature of officer or trustee

2011-04-25

Date

Title

Paid Preparer's Use Only

Preparer's Signature

Firm's name

Firm's address

Date

Firm's EIN

Phone no

Check if self-employed

PTIN

Form 990-PF (2010)

Additional Data

Software ID:
Software Version:
EIN: 41-6124022
Name: IDA KORAN TRUST 25641470

Form 990PF Part IV - Capital Gains and Losses for Tax on Investment Income - Columns a - d

(a) List and describe the kind(s) of property sold (e g , real estate, 2-story brick warehouse, or common stock, 200 shs MLC Co)		(b) How acquired P—Purchase D—Donation	(c) Date acquired (mo , day, yr)	(d) Date sold (mo , day, yr)
A	200000 AMERICAN EXPRESS 5 250% 9/12/11	P	2006-11-22	2010-09-24
B	6200 IPATH DOW JONES UBS COMMODITY	P	2009-11-03	2010-11-24
C	1500 IPATH DOW JONES UBS COMMODITY	P	2009-11-03	2010-12-27
D	150000 CISCO SYS INC 5 250% 2/22/11	P	2006-08-18	2010-06-28
E	225000 COLGATE PALMOLIVE CO 4 200% 5/15/13	P	2009-07-28	2010-09-27
F	120000 DISNEY WALT CO 4 500% 12/15/13	P	2009-10-01	2010-09-27
G	5500 ECOLAB INC	P	2008-11-10	2010-05-25
H	1000 ECOLAB INC	P	2008-11-10	2010-07-16
I	2000 ECOLAB INC	P	2008-11-10	2010-07-27
J	2806 22 F H L M C GD E99030 4 500% 9/01/18	P	2003-12-18	2010-01-15
K	2295 91 F H L M C GD E99030 4 500% 9/01/18	P	2003-12-18	2010-02-15
L	3095 74 F H L M C GD E99030 4 500% 9/01/18	P	2003-12-18	2010-03-15
M	2256 68 F H L M C GD E99030 4 500% 9/01/18	P	2003-12-18	2010-04-15
N	2452 59 F H L M C GD E99030 4 500% 9/01/18	P	2003-12-18	2010-05-15
O	1743 45 F H L M C GD E99030 4 500% 9/01/18	P	2003-12-18	2010-06-15
P	1836 27 F H L M C GD E99030 4 500% 9/01/18	P	2003-12-18	2010-07-15
Q	1496 14 F H L M C GD E99030 4 500% 9/01/18	P	2003-12-18	2010-08-15
R	3578 23 F H L M C GD E99030 4 500% 9/01/18	P	2003-12-18	2010-09-15
S	2153 03 F H L M C GD E99030 4 500% 9/01/18	P	2003-12-18	2010-10-15
T	1672 59 F H L M C GD E99030 4 500% 9/01/18	P	2003-12-18	2010-11-15
U	2472 82 F H L M C GD E99030 4 500% 9/01/18	P	2003-12-18	2010-12-15
V	2867 34 F H L M C GD E99030 4 500% 9/01/18	P	2003-12-18	2010-12-31
W	200000 F H L M C M T N 3 000% 6/09/14	P	2009-05-26	2010-06-09
X	2273 5 F H L M C GD E01489 4 500% 11/01/18	P	2003-11-20	2010-01-15
Y	1724 8 F H L M C GD E01489 4 500% 11/01/18	P	2003-11-20	2010-02-15
Z	1967 86 F H L M C GD E01489 4 500% 11/01/18	P	2003-11-20	2010-03-15
AA	1803 43 F H L M C GD E01489 4 500% 11/01/18	P	2003-11-20	2010-04-15
AB	1835 44 F H L M C GD E01489 4 500% 11/01/18	P	2003-11-20	2010-05-15
AC	1673 11 F H L M C GD E01489 4 500% 11/01/18	P	2003-11-20	2010-06-15
AD	1781 27 F H L M C GD E01489 4 500% 11/01/18	P	2003-11-20	2010-07-15

Form 990PF Part IV – Capital Gains and Losses for Tax on Investment Income - Columns a - d

(a) List and describe the kind(s) of property sold (e g , real estate, 2-story brick warehouse, or common stock, 200 shs MLC Co)		(b) How acquired P—Purchase D—Donation	(c) Date acquired (mo , day, yr)	(d) Date sold (mo , day, yr)
AE	1717 8 F H L M C GD E01489 4 500% 11/01/18	P	2003-11-20	2010-08-15
AF	2538 19 F H L M C GD E01489 4 500% 11/01/18	P	2003-11-20	2010-09-15
AG	2061 61 F H L M C GD E01489 4 500% 11/01/18	P	2003-11-20	2010-10-15
AH	1742 25 F H L M C GD E01489 4 500% 11/01/18	P	2003-11-20	2010-11-15
AI	2583 53 F H L M C GD E01489 4 500% 11/01/18	P	2003-11-20	2010-12-15
AJ	2544 33 F H L M C GD E01489 4 500% 11/01/18	P	2003-11-20	2010-12-31
AK	2456 57 F H L M C GD E01537 4 500% 12/01/18	P	2004-01-08	2010-01-15
AL	1815 89 F H L M C GD E01537 4 500% 12/01/18	P	2004-01-08	2010-02-15
AM	2549 73 F H L M C GD E01537 4 500% 12/01/18	P	2004-01-08	2010-03-15
AN	2552 98 F H L M C GD E01537 4 500% 12/01/18	P	2004-01-08	2010-04-15
AO	1989 58 F H L M C GD E01537 4 500% 12/01/18	P	2004-01-08	2010-05-15
AP	2197 06 F H L M C GD E01537 4 500% 12/01/18	P	2004-01-08	2010-06-15
AQ	2058 65 F H L M C GD E01537 4 500% 12/01/18	P	2004-01-08	2010-07-15
AR	1932 16 F H L M C GD E01537 4 500% 12/01/18	P	2004-01-08	2010-08-15
AS	2720 85 F H L M C GD E01537 4 500% 12/01/18	P	2004-01-08	2010-09-15
AT	3014 02 F H L M C GD E01537 4 500% 12/01/18	P	2004-01-08	2010-10-15
AU	2917 01 F H L M C GD E01537 4 500% 12/01/18	P	2004-01-08	2010-11-15
AV	2520 35 F H L M C GD E01537 4 500% 12/01/18	P	2004-01-08	2010-12-15
AW	3083 21 F H L M C GD E01537 4 500% 12/01/18	P	2004-01-08	2010-12-31
AX	2162 52 F H L B GTD REMIC 4 750% 10/25/10	P	2006-01-19	2010-01-25
AY	2286 85 F H L B GTD REMIC 4 750% 10/25/10	P	2006-01-19	2010-02-25
AZ	1872 43 F H L B GTD REMIC 4 750% 10/25/10	P	2006-01-19	2010-03-25
BA	2791 F H L B GTD REMIC 4 750% 10/25/10	P	2006-01-19	2010-04-25
BB	1838 84 F H L B GTD REMIC 4 750% 10/25/10	P	2006-01-19	2010-05-25
BC	5224 1 F H L B GTD REMIC 4 750% 10/25/10	P	2006-01-19	2010-06-25
BD	2415 93 F H L B GTD REMIC 4 750% 10/25/10	P	2006-01-19	2010-07-25
BE	2533 48 F H L B GTD REMIC 4 750% 10/25/10	P	2006-01-19	2010-08-25
BF	3129 46 F H L B GTD REMIC 4 750% 10/25/10	P	2006-01-19	2010-09-25
BG	122660 37 F H L B GTD REMIC 4 750% 10/25/10	P	2006-01-19	2010-10-25
BH	250000 F H L B DEB 4 250% 4/15/19	P	2009-04-14	2010-07-14

Form 990PF Part IV – Capital Gains and Losses for Tax on Investment Income - Columns a - d

(a) List and describe the kind(s) of property sold (e g , real estate, 2-story brick warehouse, or common stock, 200 shs MLC Co)		(b) How acquired P—Purchase D—Donation	(c) Date acquired (mo , day, yr)	(d) Date sold (mo , day, yr)
BI	300000 F N M A M T N 3 250% 1/26/15	P	2009-12-29	2010-07-26
BJ	143 18 F N M A #252717 7 500% 9/01/29	P	2000-01-11	2010-01-25
BK	218 2 F N M A #252717 7 500% 9/01/29	P	2000-01-11	2010-02-25
BL	173 13 F N M A #252717 7 500% 9/01/29	P	2000-01-11	2010-03-25
BM	542 64 F N M A #252717 7 500% 9/01/29	P	2000-01-11	2010-04-25
BN	330 56 F N M A #252717 7 500% 9/01/29	P	2000-01-11	2010-05-25
BO	427 6 F N M A #252717 7 500% 9/01/29	P	2000-01-11	2010-06-25
BP	364 04 F N M A #252717 7 500% 9/01/29	P	2000-01-11	2010-07-25
BQ	173 87 F N M A #252717 7 500% 9/01/29	P	2000-01-11	2010-08-25
BR	47 98 F N M A #252717 7 500% 9/01/29	P	2000-01-11	2010-09-25
BS	284 31 F N M A #252717 7 500% 9/01/29	P	2000-01-11	2010-10-25
BT	355 89 F N M A #252717 7 500% 9/01/29	P	2000-01-11	2010-11-25
BU	103 52 F N M A #252717 7 500% 9/01/29	P	2000-01-11	2010-12-25
BV	356 02 F N M A #252717 7 500% 9/01/29	P	2000-01-11	2010-12-31
BW	1293 07 F N M A #254983 5 500% 11/01/33	P	2003-11-19	2010-01-25
BX	1147 13 F N M A #254983 5 500% 11/01/33	P	2003-11-19	2010-02-25
BY	759 85 F N M A #254983 5 500% 11/01/33	P	2003-11-19	2010-03-25
BZ	1421 03 F N M A #254983 5 500% 11/01/33	P	2003-11-19	2010-04-25
CA	1261 3 F N M A #254983 5 500% 11/01/33	P	2003-11-19	2010-05-25
CB	3052 31 F N M A #254983 5 500% 11/01/33	P	2003-11-19	2010-06-25
CC	1261 48 F N M A #254983 5 500% 11/01/33	P	2003-11-19	2010-07-25
CD	1596 85 F N M A #254983 5 500% 11/01/33	P	2003-11-19	2010-08-25
CE	1450 15 F N M A #254983 5 500% 11/01/33	P	2003-11-19	2010-09-25
CF	1658 51 F N M A #254983 5 500% 11/01/33	P	2003-11-19	2010-10-25
CG	1874 51 F N M A #254983 5 500% 11/01/33	P	2003-11-19	2010-11-25
CH	1708 95 F N M A #254983 5 500% 11/01/33	P	2003-11-19	2010-12-25
CI	2109 36 F N M A #254983 5 500% 11/01/33	P	2003-11-19	2010-12-31
CJ	953 93 F N M A #254984 6 000% 11/01/33	P	2003-11-19	2010-01-25
CK	806 71 F N M A #254984 6 000% 11/01/33	P	2003-11-19	2010-02-25
CL	556 07 F N M A #254984 6 000% 11/01/33	P	2003-11-19	2010-03-25

Form 990PF Part IV – Capital Gains and Losses for Tax on Investment Income - Columns a - d

(a) List and describe the kind(s) of property sold (e g , real estate, 2-story brick warehouse, or common stock, 200 shs MLC Co)		(b) How acquired P—Purchase D—Donation	(c) Date acquired (mo , day, yr)	(d) Date sold (mo , day, yr)
CM	941 24 F N M A #254984 6 000% 11/01/33	P	2003-11-19	2010-04-25
CN	3348 17 F N M A #254984 6 000% 11/01/33	P	2003-11-19	2010-05-25
CO	478 7 F N M A #254984 6 000% 11/01/33	P	2003-11-19	2010-06-25
CP	839 47 F N M A #254984 6 000% 11/01/33	P	2003-11-19	2010-07-25
CQ	1027 41 F N M A #254984 6 000% 11/01/33	P	2003-11-19	2010-08-25
CR	1066 85 F N M A #254984 6 000% 11/01/33	P	2003-11-19	2010-09-25
CS	1049 95 F N M A #254984 6 000% 11/01/33	P	2003-11-19	2010-10-25
CT	685 47 F N M A #254984 6 000% 11/01/33	P	2003-11-19	2010-11-25
CU	1364 64 F N M A #254984 6 000% 11/01/33	P	2003-11-19	2010-12-25
CV	571 87 F N M A #254984 6 000% 11/01/33	P	2003-11-19	2010-12-31
CW	2070 3 F N M A #255076 4 500% 1/01/19	P	2004-01-08	2010-01-25
CX	1777 13 F N M A #255076 4 500% 1/01/19	P	2004-01-08	2010-02-25
CY	1796 17 F N M A #255076 4 500% 1/01/19	P	2004-01-08	2010-03-25
CZ	2379 2 F N M A #255076 4 500% 1/01/19	P	2004-01-08	2010-04-25
DA	2502 35 F N M A #255076 4 500% 1/01/19	P	2004-01-08	2010-05-25
DB	1839 04 F N M A #255076 4 500% 1/01/19	P	2004-01-08	2010-06-25
DC	2473 15 F N M A #255076 4 500% 1/01/19	P	2004-01-08	2010-07-25
DD	2007 48 F N M A #255076 4 500% 1/01/19	P	2004-01-08	2010-08-25
DE	2596 63 F N M A #255076 4 500% 1/01/19	P	2004-01-08	2010-09-25
DF	2347 59 F N M A #255076 4 500% 1/01/19	P	2004-01-08	2010-10-25
DG	3120 12 F N M A #255076 4 500% 1/01/19	P	2004-01-08	2010-11-25
DH	2456 97 F N M A #255076 4 500% 1/01/19	P	2004-01-08	2010-12-25
DI	2226 88 F N M A #255076 4 500% 1/01/19	P	2004-01-08	2010-12-31
DJ	57 43 F N M A #323681 7 000% 4/01/29	P	2000-01-11	2010-01-25
DK	57 82 F N M A #323681 7 000% 4/01/29	P	2000-01-11	2010-02-25
DL	105 12 F N M A #323681 7 000% 4/01/29	P	2000-01-11	2010-03-25
DM	1572 7 F N M A #323681 7 000% 4/01/29	P	2000-01-11	2010-04-25
DN	440 17 F N M A #323681 7 000% 4/01/29	P	2000-01-11	2010-05-25
DO	86 62 F N M A #323681 7 000% 4/01/29	P	2000-01-11	2010-06-25
DP	56 2 F N M A #323681 7 000% 4/01/29	P	2000-01-11	2010-07-25

Form 990PF Part IV - Capital Gains and Losses for Tax on Investment Income - Columns a - d

(a) List and describe the kind(s) of property sold (e g , real estate, 2-story brick warehouse, or common stock, 200 shs MLC Co)		(b) How acquired P—Purchase D—Donation	(c) Date acquired (mo , day, yr)	(d) Date sold (mo , day, yr)
DQ	120 8 F N M A #323681 7 000% 4/01/29	P	2000-01-11	2010-08-25
DR	224 06 F N M A #323681 7 000% 4/01/29	P	2000-01-11	2010-09-25
DS	322 78 F N M A #323681 7 000% 4/01/29	P	2000-01-11	2010-10-25
DT	273 33 F N M A #323681 7 000% 4/01/29	P	2000-01-11	2010-11-25
DU	2019 88 F N M A #323681 7 000% 4/01/29	P	2000-01-11	2010-12-25
DV	226 87 F N M A #323681 7 000% 4/01/29	P	2000-01-11	2010-12-31
DW	50000 F H L M C M T N 5 500% 8/20/12	P	2007-06-25	2010-06-29
DX	200000 F H L M C M T N 4 875% 6/13/18	P	2008-09-15	2010-09-27
DY	25 69 F N M A #772256 6 000% 11/01/33	P	2004-02-26	2010-01-25
DZ	25 83 F N M A #772256 6 000% 11/01/33	P	2004-02-26	2010-02-25
EA	25 97 F N M A #772256 6 000% 11/01/33	P	2004-02-26	2010-03-25
EB	26 13 F N M A #772256 6 000% 11/01/33	P	2004-02-26	2010-04-25
EC	26 16 F N M A #772256 6 000% 11/01/33	P	2004-02-26	2010-05-25
ED	761 2 F N M A #772256 6 000% 11/01/33	P	2004-02-26	2010-06-25
EE	787 53 F N M A #772256 6 000% 11/01/33	P	2004-02-26	2010-07-25
EF	24 47 F N M A #772256 6 000% 11/01/33	P	2004-02-26	2010-08-25
EG	24 75 F N M A #772256 6 000% 11/01/33	P	2004-02-26	2010-09-25
EH	25 2 F N M A #772256 6 000% 11/01/33	P	2004-02-26	2010-10-25
EI	24 87 F N M A #772256 6 000% 11/01/33	P	2004-02-26	2010-11-25
EJ	2488 88 F N M A #772256 6 000% 11/01/33	P	2004-02-26	2010-12-25
EK	21 26 F N M A #772256 6 000% 11/01/33	P	2004-02-26	2010-12-31
EL	22 67 F N M A #772130 6 000% 11/01/33	P	2004-02-26	2010-01-25
EM	22 51 F N M A #772130 6 000% 11/01/33	P	2004-02-26	2010-02-25
EN	22 89 F N M A #772130 6 000% 11/01/33	P	2004-02-26	2010-03-25
EO	22 87 F N M A #772130 6 000% 11/01/33	P	2004-02-26	2010-04-25
EP	3324 62 F N M A #772130 6 000% 11/01/33	P	2004-02-26	2010-05-25
EQ	1993 55 F N M A #772130 6 000% 11/01/33	P	2004-02-26	2010-06-25
ER	14 56 F N M A #772130 6 000% 11/01/33	P	2004-02-26	2010-07-25
ES	14 76 F N M A #772130 6 000% 11/01/33	P	2004-02-26	2010-08-25
ET	15 43 F N M A #772130 6 000% 11/01/33	P	2004-02-26	2010-09-25

Form 990PF Part IV – Capital Gains and Losses for Tax on Investment Income - Columns a - d

(a) List and describe the kind(s) of property sold (e g , real estate, 2-story brick warehouse, or common stock, 200 shs MLC Co)		(b) How acquired P—Purchase D—Donation	(c) Date acquired (mo , day, yr)	(d) Date sold (mo , day, yr)
EU	15 52 F N M A #772130 6 000% 11/01/33	P	2004-02-26	2010-10-25
EV	15 61 F N M A #772130 6 000% 11/01/33	P	2004-02-26	2010-11-25
EW	15 69 F N M A #772130 6 000% 11/01/33	P	2004-02-26	2010-12-25
EX	15 78 F N M A #772130 6 000% 11/01/33	P	2004-02-26	2010-12-31
EY	3372 76 F N M A #772641 5 000% 3/01/34	P	2005-03-04	2010-01-25
EZ	2506 47 F N M A #772641 5 000% 3/01/34	P	2005-03-04	2010-02-25
FA	2545 21 F N M A #772641 5 000% 3/01/34	P	2005-03-04	2010-03-25
FB	3999 05 F N M A #772641 5 000% 3/01/34	P	2005-03-04	2010-04-25
FC	2143 8 F N M A #772641 5 000% 3/01/34	P	2005-03-04	2010-05-25
FD	5039 87 F N M A #772641 5 000% 3/01/34	P	2005-03-04	2010-06-25
FE	1103 74 F N M A #772641 5 000% 3/01/34	P	2005-03-04	2010-07-25
FF	1284 51 F N M A #772641 5 000% 3/01/34	P	2005-03-04	2010-08-25
FG	4821 12 F N M A #772641 5 000% 3/01/34	P	2005-03-04	2010-09-25
FH	2020 72 F N M A #772641 5 000% 3/01/34	P	2005-03-04	2010-10-25
FI	3378 36 F N M A #772641 5 000% 3/01/34	P	2005-03-04	2010-11-25
FJ	3209 18 F N M A #772641 5 000% 3/01/34	P	2005-03-04	2010-12-25
FK	2275 32 F N M A #772641 5 000% 3/01/34	P	2005-03-04	2010-12-31
FL	238 48 F N M A #802488 5 500% 11/01/34	P	2005-03-02	2010-01-25
FM	1755 91 F N M A #802488 5 500% 11/01/34	P	2005-03-02	2010-02-25
FN	220 73 F N M A #802488 5 500% 11/01/34	P	2005-03-02	2010-03-25
FO	239 04 F N M A #802488 5 500% 11/01/34	P	2005-03-02	2010-04-25
FP	1908 97 F N M A #802488 5 500% 11/01/34	P	2005-03-02	2010-05-25
FQ	7776 87 F N M A #802488 5 500% 11/01/34	P	2005-03-02	2010-06-25
FR	3177 08 F N M A #802488 5 500% 11/01/34	P	2005-03-02	2010-07-25
FS	1751 45 F N M A #802488 5 500% 11/01/34	P	2005-03-02	2010-08-25
FT	3646 33 F N M A #802488 5 500% 11/01/34	P	2005-03-02	2010-09-25
FU	2204 62 F N M A #802488 5 500% 11/01/34	P	2005-03-02	2010-10-25
FV	2341 31 F N M A #802488 5 500% 11/01/34	P	2005-03-02	2010-11-25
FW	211 43 F N M A #802488 5 500% 11/01/34	P	2005-03-02	2010-12-25
FX	3389 91 F N M A #802488 5 500% 11/01/34	P	2005-03-02	2010-12-31

Form 990PF Part IV – Capital Gains and Losses for Tax on Investment Income - Columns a - d

(a) List and describe the kind(s) of property sold (e g , real estate, 2-story brick warehouse, or common stock, 200 shs MLC Co)		(b) How acquired P—Purchase D—Donation	(c) Date acquired (mo , day, yr)	(d) Date sold (mo , day, yr)
FY	13071 895 NUVEEN EQUITY INDEX FUND CL Y	P	2001-12-06	2010-03-23
FZ	10341 262 NUVEEN EQUITY INDEX FUND CL Y	P	2001-12-06	2010-07-16
GA	20428 106 NUVEEN EQUITY INDEX FUND CL Y	P	2001-12-06	2010-11-26
GB	15481 172 NUVEEN EQUITY INDEX FUND CL Y	P	2001-12-06	2010-12-27
GC	23 73 G N M A #564917 7 000% 10/15/31	P	2001-10-11	2010-01-15
GD	14 91 G N M A #564917 7 000% 10/15/31	P	2001-10-11	2010-02-15
GE	15 G N M A #564917 7 000% 10/15/31	P	2001-10-11	2010-03-15
GF	17 21 G N M A #564917 7 000% 10/15/31	P	2001-10-11	2010-04-15
GG	25 17 G N M A #564917 7 000% 10/15/31	P	2001-10-11	2010-05-15
GH	15 38 G N M A #564917 7 000% 10/15/31	P	2001-10-11	2010-06-15
GI	15 89 G N M A #564917 7 000% 10/15/31	P	2001-10-11	2010-07-15
GJ	15 52 G N M A #564917 7 000% 10/15/31	P	2001-10-11	2010-08-15
GK	17 01 G N M A #564917 7 000% 10/15/31	P	2001-10-11	2010-09-15
GL	17 78 G N M A #564917 7 000% 10/15/31	P	2001-10-11	2010-10-15
GM	18 45 G N M A #564917 7 000% 10/15/31	P	2001-10-11	2010-11-15
GN	18 63 G N M A #564917 7 000% 10/15/31	P	2001-10-11	2010-12-15
GO	708 22 G N M A #564917 7 000% 10/15/31	P	2001-10-11	2010-12-31
GP	250000 GOLDMAN SACHS 5 700% 9/01/12	P	2005-12-21	2010-01-26
GQ	200000 HSBC FINANCE CRP 6 750% 5/15/11	P	2001-05-25	2010-09-24
GR	7529 4 HOUSEHOLD AUTO TR 5 340% 9/17/13	P	2007-10-03	2010-04-17
GS	15333 21 HOUSEHOLD AUTO TR 5 340% 9/17/13	P	2007-10-03	2010-05-17
GT	14775 98 HOUSEHOLD AUTO TR 5 340% 9/17/13	P	2007-10-03	2010-06-17
GU	14539 27 HOUSEHOLD AUTO TR 5 340% 9/17/13	P	2007-10-03	2010-07-17
GV	13549 5 HOUSEHOLD AUTO TR 5 340% 9/17/13	P	2007-10-03	2010-08-17
GW	12676 09 HOUSEHOLD AUTO TR 5 340% 9/17/13	P	2007-10-03	2010-09-17
GX	12184 11 HOUSEHOLD AUTO TR 5 340% 9/17/13	P	2007-10-03	2010-10-17
GY	11595 7 HOUSEHOLD AUTO TR 5 340% 9/17/13	P	2007-10-03	2010-11-17
GZ	9940 76 HOUSEHOLD AUTO TR 5 340% 9/17/13	P	2007-10-03	2010-12-17
HA	7521 26 HARLEY DAVIDSON MTR 5 350% 3/15/13	P	2006-05-24	2010-01-15
HB	6661 21 HARLEY DAVIDSON MTR 5 350% 3/15/13	P	2006-05-24	2010-02-15

Form 990PF Part IV – Capital Gains and Losses for Tax on Investment Income - Columns a - d

(a) List and describe the kind(s) of property sold (e g , real estate, 2-story brick warehouse, or common stock, 200 shs MLC Co)		(b) How acquired P—Purchase D—Donation	(c) Date acquired (mo , day, yr)	(d) Date sold (mo , day, yr)
HC	7189 77 HARLEY DAVIDSON MTR 5 350% 3/15/13	P	2006-05-24	2010-03-15
HD	8776 67 HARLEY DAVIDSON MTR 5 350% 3/15/13	P	2006-05-24	2010-04-15
HE	7972 94 HARLEY DAVIDSON MTR 5 350% 3/15/13	P	2006-05-24	2010-05-15
HF	6631 7 HARLEY DAVIDSON MTR 5 350% 3/15/13	P	2006-05-24	2010-06-15
HG	7065 19 HARLEY DAVIDSON MTR 5 350% 3/15/13	P	2006-05-24	2010-07-15
HH	6617 99 HARLEY DAVIDSON MTR 5 350% 3/15/13	P	2006-05-24	2010-08-15
HI	6393 52 HARLEY DAVIDSON MTR 5 350% 3/15/13	P	2006-05-24	2010-09-15
HJ	5843 03 HARLEY DAVIDSON MTR 5 350% 3/15/13	P	2006-05-24	2010-10-15
HK	5856 73 HARLEY DAVIDSON MTR 5 350% 3/15/13	P	2006-05-24	2010-11-15
HL	5536 94 HARLEY DAVIDSON MTR 5 350% 3/15/13	P	2006-05-24	2010-12-15
HM	7310 14 HARLEY DAVIDSON 5 210% 6/15/13	P	2007-01-23	2010-04-15
HN	18717 33 HARLEY DAVIDSON 5 210% 6/15/13	P	2007-01-23	2010-05-15
HO	16881 88 HARLEY DAVIDSON 5 210% 6/15/13	P	2007-01-23	2010-06-15
HP	18011 07 HARLEY DAVIDSON 5 210% 6/15/13	P	2007-01-23	2010-07-15
HQ	17028 88 HARLEY DAVIDSON 5 210% 6/15/13	P	2007-01-23	2010-08-15
HR	17250 77 HARLEY DAVIDSON 5 210% 6/15/13	P	2007-01-23	2010-09-15
HS	15856 97 HARLEY DAVIDSON 5 210% 6/15/13	P	2007-01-23	2010-10-15
HT	15014 44 HARLEY DAVIDSON 5 210% 6/15/13	P	2007-01-23	2010-11-15
HU	14787 38 HARLEY DAVIDSON 5 210% 6/15/13	P	2007-01-23	2010-12-15
HV	7897 93 HONDA AUTO REC OWNER 5 100% 3/18/11	P	2007-02-21	2010-01-18
HW	7511 73 HONDA AUTO REC OWNER 5 100% 3/18/11	P	2007-02-21	2010-02-18
HX	7176 31 HONDA AUTO REC OWNER 5 100% 3/18/11	P	2007-02-21	2010-03-18
HY	6534 4 HONDA AUTO REC OWNER 5 100% 3/18/11	P	2007-02-21	2010-04-18
HZ	9591 42 HYUNDAI AUTO RECV 5 10997% 4/15/11	P	2006-10-30	2010-01-15
IA	9162 75 HYUNDAI AUTO RECV 5 10997% 4/15/11	P	2006-10-30	2010-02-15
IB	5805 24 HYUNDAI AUTO RECV 5 10997% 4/15/11	P	2006-10-30	2010-03-15
IC	250000 IBM CORP 5 700% 9/14/17	P	2009-06-30	2010-09-27
ID	2000 ISHARES MSCI EMERGING MKTS E T F	P	2009-11-03	2010-07-16
IE	5500 ISHARES MSCI EMERGING MKTS E T F	P	2009-11-03	2010-11-24
IF	3600 I SHARES MSCI EAFE INDEX FUND E T F	P	2007-12-20	2010-11-24

Form 990PF Part IV - Capital Gains and Losses for Tax on Investment Income - Columns a - d

(a) List and describe the kind(s) of property sold (e g , real estate, 2-story brick warehouse, or common stock, 200 shs MLC Co)		(b) How acquired P—Purchase D—Donation	(c) Date acquired (mo , day, yr)	(d) Date sold (mo , day, yr)
IG	300000 MORGAN STANLEY 4 250% 5/15/10	P	2006-01-27	2010-03-04
IH	150000 PEPSICO INC 4 650% 2/15/13	P	2007-12-20	2010-09-27
II	155000 PFIZER INC 4 450% 3/15/12	P	2009-08-05	2010-09-27
IJ	3124 024 T ROWE PRICE SM CAP VAL ADV	P	2008-01-28	2010-03-23
IK	3189 129 T ROWE PRICE SM CAP VAL ADV	P	2008-01-28	2010-12-27
IL	150000 U S TREASURY NT 4 000% 8/15/18	P	2008-08-20	2010-05-24
IM	200000 U S TREASURY NT 2 750% 2/15/19	P	2009-03-19	2010-05-24
IN	400000 U S TREASURY NT 3 500% 5/15/20	P	2010-06-14	2010-09-24
IO	CAPITAL GAIN DIVIDENDS	P		

Form 990PF Part IV - Capital Gains and Losses for Tax on Investment Income - Columns e - h

(e) Gross sales price		(f) Depreciation allowed (or allowable)	(g) Cost or other basis plus expense of sale	(h) Gain or (loss) (e) plus (f) minus (g)
A	207,522		201,414	6,108
B	274,884		252,160	22,724
C	71,690		61,007	10,683
D	154,296		149,502	4,794
E	244,195		237,480	6,715
F	132,707		128,305	4,402
G	247,508		185,943	61,565
H	47,969		33,808	14,161
I	96,678		67,616	29,062
J	2,806		2,829	-23
K	2,296		2,315	-19
L	3,096		3,121	-25
M	2,257		2,275	-18
N	2,453		2,473	-20
O	1,743		1,758	-15
P	1,836		1,851	-15
Q	1,496		1,508	-12
R	3,578		3,607	-29
S	2,153		2,171	-18
T	1,673		1,686	-13
U	2,473		2,493	-20
V	2,867		2,891	-24
W	200,000		200,000	
X	2,274		2,281	-7
Y	1,725		1,730	-5
Z	1,968		1,974	-6
AA	1,803		1,809	-6
AB	1,835		1,841	-6
AC	1,673		1,678	-5
AD	1,781		1,787	-6

Form 990PF Part IV - Capital Gains and Losses for Tax on Investment Income - Columns e - h

(e) Gross sales price		(f) Depreciation allowed (or allowable)	(g) Cost or other basis plus expense of sale	(h) Gain or (loss) (e) plus (f) minus (g)
A E	1,718		1,723	-5
A F	2,538		2,546	-8
A G	2,062		2,068	-6
A H	1,742		1,748	-6
A I	2,584		2,592	-8
A J	2,544		2,552	-8
A K	2,457		2,465	-8
A L	1,816		1,822	-6
A M	2,550		2,558	-8
A N	2,553		2,562	-9
A O	1,990		1,996	-6
A P	2,197		2,205	-8
A Q	2,059		2,066	-7
A R	1,932		1,939	-7
A S	2,721		2,730	-9
A T	3,014		3,024	-10
A U	2,917		2,927	-10
A V	2,520		2,529	-9
A W	3,083		3,094	-11
A X	2,163		2,157	6
A Y	2,287		2,281	6
A Z	1,872		1,868	4
B A	2,791		2,784	7
B B	1,839		1,834	5
B C	5,224		5,211	13
B D	2,416		2,410	6
B E	2,533		2,527	6
B F	3,129		3,122	7
B G	122,660		122,354	306
B H	250,000		249,825	175

Form 990PF Part IV - Capital Gains and Losses for Tax on Investment Income - Columns e - h

(e) Gross sales price		(f) Depreciation allowed (or allowable)	(g) Cost or other basis plus expense of sale	(h) Gain or (loss) (e) plus (f) minus (g)
BI	300,000		300,000	
BJ	143		141	2
BK	218		214	4
BL	173		170	3
BM	543		533	10
BN	331		325	6
BO	428		420	8
BP	364		358	6
BQ	174		171	3
BR	48		47	1
BS	284		279	5
BT	356		350	6
BU	104		102	2
BV	356		350	6
BW	1,293		1,316	-23
BX	1,147		1,167	-20
BY	760		773	-13
BZ	1,421		1,446	-25
CA	1,261		1,283	-22
CB	3,052		3,106	-54
CC	1,261		1,284	-23
CD	1,597		1,625	-28
CE	1,450		1,476	-26
CF	1,659		1,688	-29
CG	1,875		1,907	-32
CH	1,709		1,739	-30
CI	2,109		2,146	-37
CJ	954		990	-36
CK	807		837	-30
CL	556		577	-21

Form 990PF Part IV - Capital Gains and Losses for Tax on Investment Income - Columns e - h

(e) Gross sales price		(f) Depreciation allowed (or allowable)	(g) Cost or other basis plus expense of sale	(h) Gain or (loss) (e) plus (f) minus (g)
CM	941		977	-36
CN	3,348		3,474	-126
CO	479		497	-18
CP	839		871	-32
CQ	1,027		1,066	-39
CR	1,067		1,107	-40
CS	1,050		1,089	-39
CT	685		711	-26
CU	1,365		1,416	-51
CV	572		593	-21
CW	2,070		2,079	-9
CX	1,777		1,785	-8
CY	1,796		1,804	-8
CZ	2,379		2,390	-11
DA	2,502		2,513	-11
DB	1,839		1,847	-8
DC	2,473		2,484	-11
DD	2,007		2,016	-9
DE	2,597		2,608	-11
DF	2,348		2,358	-10
DG	3,120		3,134	-14
DH	2,457		2,468	-11
DI	2,227		2,237	-10
DJ	57		55	2
DK	58		55	3
DL	105		101	4
DM	1,573		1,508	65
DN	440		422	18
DO	87		83	4
DP	56		54	2

Form 990PF Part IV - Capital Gains and Losses for Tax on Investment Income - Columns e - h

(e) Gross sales price		(f) Depreciation allowed (or allowable)	(g) Cost or other basis plus expense of sale	(h) Gain or (loss) (e) plus (f) minus (g)
DQ	121		116	5
DR	224		215	9
DS	323		309	14
DT	273		262	11
DU	2,020		1,937	83
DV	227		218	9
DW	54,996		50,348	4,648
DX	234,169		213,291	20,878
DY	26		27	-1
DZ	26		27	-1
EA	26		27	-1
EB	26		27	-1
EC	26		27	-1
ED	761		794	-33
EE	788		821	-33
EF	24		26	-2
EG	25		26	-1
EH	25		26	-1
EI	25		26	-1
EJ	2,489		2,595	-106
EK	21		22	-1
EL	23		24	-1
EM	23		23	
EN	23		24	-1
EO	23		24	-1
EP	3,325		3,467	-142
EQ	1,994		2,079	-85
ER	15		15	
ES	15		15	
ET	15		16	-1

Form 990PF Part IV - Capital Gains and Losses for Tax on Investment Income - Columns e - h

(e) Gross sales price		(f) Depreciation allowed (or allowable)	(g) Cost or other basis plus expense of sale	(h) Gain or (loss) (e) plus (f) minus (g)
EU	16		16	
EV	16		16	
EW	16		16	
EX	16		16	
EY	3,373		3,343	30
EZ	2,506		2,484	22
FA	2,545		2,523	22
FB	3,999		3,963	36
FC	2,144		2,125	19
FD	5,040		4,995	45
FE	1,104		1,094	10
FF	1,285		1,273	12
FG	4,821		4,778	43
FH	2,021		2,003	18
FI	3,378		3,348	30
FJ	3,209		3,181	28
FK	2,275		2,255	20
FL	238		240	-2
FM	1,756		1,770	-14
FN	221		223	-2
FO	239		241	-2
FP	1,909		1,925	-16
FQ	7,777		7,841	-64
FR	3,177		3,203	-26
FS	1,751		1,766	-15
FT	3,646		3,677	-31
FU	2,205		2,223	-18
FV	2,341		2,361	-20
FW	211		213	-2
FX	3,390		3,418	-28

Form 990PF Part IV - Capital Gains and Losses for Tax on Investment Income - Columns e - h

(e) Gross sales price		(f) Depreciation allowed (or allowable)	(g) Cost or other basis plus expense of sale	(h) Gain or (loss) (e) plus (f) minus (g)
FY	280,000		285,677	-5,677
FZ	200,000		226,001	-26,001
GA	442,268		447,642	-5,374
GB	333,155		338,330	-5,175
GC	24		25	-1
GD	15		15	
GE	15		16	-1
GF	17		18	-1
GG	25		26	-1
GH	15		16	-1
GI	16		16	
GJ	16		16	
GK	17		18	-1
GL	18		18	
GM	18		19	-1
GN	19		19	
GO	708		733	-25
GP	267,588		256,105	11,483
GQ	206,832		196,582	10,250
GR	7,529		7,551	-22
GS	15,333		15,376	-43
GT	14,776		14,818	-42
GU	14,539		14,580	-41
GV	13,550		13,588	-38
GW	12,676		12,712	-36
GX	12,184		12,218	-34
GY	11,596		11,628	-32
GZ	9,941		9,969	-28
HA	7,521		7,520	1
HB	6,661		6,660	1

Form 990PF Part IV - Capital Gains and Losses for Tax on Investment Income - Columns e - h

(e) Gross sales price		(f) Depreciation allowed (or allowable)	(g) Cost or other basis plus expense of sale	(h) Gain or (loss) (e) plus (f) minus (g)
HC	7,190		7,189	1
HD	8,777		8,775	2
HE	7,973		7,972	1
HF	6,632		6,631	1
HG	7,065		7,064	1
HH	6,618		6,617	1
HI	6,394		6,393	1
HJ	5,843		5,842	1
HK	5,857		5,856	1
HL	5,537		5,536	1
HM	7,310		7,309	1
HN	18,717		18,715	2
HO	16,882		16,879	3
HP	18,011		18,008	3
HQ	17,029		17,026	3
HR	17,251		17,248	3
HS	15,857		15,855	2
HT	15,014		15,012	2
HU	14,787		14,785	2
HV	7,898		7,897	1
HW	7,512		7,511	1
HX	7,176		7,176	
HY	6,534		6,534	
HZ	9,591		9,591	
IA	9,163		9,162	1
IB	5,805		5,805	
IC	297,625		265,120	32,505
ID	78,099		75,630	2,469
IE	252,006		207,984	44,022
IF	201,993		285,901	-83,908

Form 990PF Part IV - Capital Gains and Losses for Tax on Investment Income - Columns e - h

(e) Gross sales price		(f) Depreciation allowed (or allowable)	(g) Cost or other basis plus expense of sale	(h) Gain or (loss) (e) plus (f) minus (g)
IG	301,743		299,039	2,704
IH	163,361		152,373	10,988
II	163,300		163,787	-487
IJ	100,000		108,851	-8,851
IK	115,638		96,007	19,631
IL	161,273		152,602	8,671
IM	194,484		203,345	-8,861
IN	431,077		409,474	21,603
IO				41

Form 990PF Part IV - Capital Gains and Losses for Tax on Investment Income - Columns i - I

Complete only for assets showing gain in column (h) and owned by the foundation on 12/31/69				(l) Gains (Col (h) gain minus col (k), but not less than -0-) or Losses (from col (h))
(i) F M V as of 12/31/69		(j) Adjusted basis as of 12/31/69	(k) Excess of col (i) over col (j), if any	
A				6,108
B				22,724
C				10,683
D				4,794
E				6,715
F				4,402
G				61,565
H				14,161
I				29,062
J				-23
K				-19
L				-25
M				-18
N				-20
O				-15
P				-15
Q				-12
R				-29
S				-18
T				-13
U				-20
V				-24
W				
X				-7
Y				-5
Z				-6
AA				-6
AB				-6
AC				-5
AD				-6

Form 990PF Part IV - Capital Gains and Losses for Tax on Investment Income - Columns i - I

Complete only for assets showing gain in column (h) and owned by the foundation on 12/31/69			(l) Gains (Col (h) gain minus col (k), but not less than -0-) or Losses (from col (h))
(i) F M V as of 12/31/69		(j) Adjusted basis as of 12/31/69	
		(k) Excess of col (i) over col (j), if any	
AE			-5
AF			-8
AG			-6
AH			-6
AI			-8
AJ			-8
AK			-8
AL			-6
AM			-8
AN			-9
AO			-6
AP			-8
AQ			-7
AR			-7
AS			-9
AT			-10
AU			-10
AV			-9
AW			-11
AX			6
AY			6
AZ			4
BA			7
BB			5
BC			13
BD			6
BE			6
BF			7
BG			306
BH			175

Form 990PF Part IV - Capital Gains and Losses for Tax on Investment Income - Columns i - l

Complete only for assets showing gain in column (h) and owned by the foundation on 12/31/69			(l) Gains (Col (h) gain minus col (k), but not less than -0-) or Losses (from col (h))
(i) F M V as of 12/31/69		(j) Adjusted basis as of 12/31/69	
BI			
BJ			2
BK			4
BL			3
BM			10
BN			6
BO			8
BP			6
BQ			3
BR			1
BS			5
BT			6
BU			2
BV			6
BW			-23
BX			-20
BY			-13
BZ			-25
CA			-22
CB			-54
CC			-23
CD			-28
CE			-26
CF			-29
CG			-32
CH			-30
CI			-37
CJ			-36
CK			-30
CL			-21

Form 990PF Part IV - Capital Gains and Losses for Tax on Investment Income - Columns i - I

Complete only for assets showing gain in column (h) and owned by the foundation on 12/31/69			(l) Gains (Col (h) gain minus col (k), but not less than -0-) or Losses (from col (h))
(i) F M V as of 12/31/69		(j) Adjusted basis as of 12/31/69	
CM			-36
CN			-126
CO			-18
CP			-32
CQ			-39
CR			-40
CS			-39
CT			-26
CU			-51
CV			-21
CW			-9
CX			-8
CY			-8
CZ			-11
DA			-11
DB			-8
DC			-11
DD			-9
DE			-11
DF			-10
DG			-14
DH			-11
DI			-10
DJ			2
DK			3
DL			4
DM			65
DN			18
DO			4
DP			2

Form 990PF Part IV - Capital Gains and Losses for Tax on Investment Income - Columns i - I

Complete only for assets showing gain in column (h) and owned by the foundation on 12/31/69			(l) Gains (Col (h) gain minus col (k), but not less than -0-) or Losses (from col (h))
(i) F M V as of 12/31/69		(j) Adjusted basis as of 12/31/69	
DQ			5
DR			9
DS			14
DT			11
DU			83
DV			9
DW			4,648
DX			20,878
DY			-1
DZ			-1
EA			-1
EB			-1
EC			-1
ED			-33
EE			-33
EF			-2
EG			-1
EH			-1
EI			-1
EJ			-106
EK			-1
EL			-1
EM			
EN			-1
EO			-1
EP			-142
EQ			-85
ER			
ES			
ET			-1

Form 990PF Part IV - Capital Gains and Losses for Tax on Investment Income - Columns i - I

Complete only for assets showing gain in column (h) and owned by the foundation on 12/31/69			(l) Gains (Col (h) gain minus col (k), but not less than -0-) or Losses (from col (h))
(i) F M V as of 12/31/69	(j) Adjusted basis as of 12/31/69	(k) Excess of col (i) over col (j), if any	
EU			
EV			
EW			
EX			
EY			30
EZ			22
FA			22
FB			36
FC			19
FD			45
FE			10
FF			12
FG			43
FH			18
FI			30
FJ			28
FK			20
FL			-2
FM			-14
FN			-2
FO			-2
FP			-16
FQ			-64
FR			-26
FS			-15
FT			-31
FU			-18
FV			-20
FW			-2
FX			-28

Form 990PF Part IV - Capital Gains and Losses for Tax on Investment Income - Columns i - l

Complete only for assets showing gain in column (h) and owned by the foundation on 12/31/69				(l) Gains (Col (h) gain minus col (k), but not less than -0-) or Losses (from col (h))
(i) F M V as of 12/31/69		(j) Adjusted basis as of 12/31/69	(k) Excess of col (i) over col (j), if any	
FY				-5,677
FZ				-26,001
GA				-5,374
GB				-5,175
GC				-1
GD				
GE				-1
GF				-1
GG				-1
GH				-1
GI				
GJ				
GK				-1
GL				
GM				-1
GN				
GO				-25
GP				11,483
GQ				10,250
GR				-22
GS				-43
GT				-42
GU				-41
GV				-38
GW				-36
GX				-34
GY				-32
GZ				-28
HA				1
HB				1

Form 990PF Part IV - Capital Gains and Losses for Tax on Investment Income - Columns i - I

Complete only for assets showing gain in column (h) and owned by the foundation on 12/31/69				(l) Gains (Col (h) gain minus col (k), but not less than -0-) or Losses (from col (h))
(i) F M V as of 12/31/69		(j) Adjusted basis as of 12/31/69	(k) Excess of col (i) over col (j), if any	
HC				1
HD				2
HE				1
HF				1
HG				1
HH				1
HI				1
HJ				1
HK				1
HL				1
HM				1
HN				2
HO				3
HP				3
HQ				3
HR				3
HS				2
HT				2
HU				2
HV				1
HW				1
HX				
HY				
HZ				
IA				1
IB				
IC				32,505
ID				2,469
IE				44,022
IF				-83,908

Form 990PF Part IV - Capital Gains and Losses for Tax on Investment Income - Columns i - l

Complete only for assets showing gain in column (h) and owned by the foundation on 12/31/69			(l) Gains (Col (h) gain minus col (k), but not less than -0-) or Losses (from col (h))
(i) F M V as of 12/31/69	(j) Adjusted basis as of 12/31/69	(k) Excess of col (i) over col (j), if any	
IG			2,704
IH			10,988
II			-487
IJ			-8,851
IK			19,631
IL			8,671
IM			-8,861
IN			21,603
IO			

Form 990PF Part XV Line 2a - 2d - Information Regarding Contribution, Grant, Gift, Loan, Scholarship, etc., Programs:

<div><div>a</div><div>The name, address, and telephone number of the person to whom applications should be addressed</div><div>IDA C KORAN STUDENT AID PROGRAM P O BOX 297 ST PETER,MN 56082 (800) 537-4180</div></div>
<div><div>b</div><div>The form in which applications should be submitted and information and materials they should include</div><div>IDS C KORAN STUDENT LOAN APPLICATION</div></div>
<div><div>c</div><div>Any submission deadlines</div><div>FEBRUARY 18 CURRENT YEAR</div></div>
<div><div>d</div><div>Any restrictions or limitations on awards, such as by geographical areas, charitable fields, kinds of institutions, or other factors</div><div>DEPENDENT CHILDREN OF EMPLOYEES WITH 2 YEARS OF CONTINUOUS SERVICE</div></div>

<div><div>a</div><div>The name, address, and telephone number of the person to whom applications should be addressed</div><div>ADMINISTRATIVE COORDINATOR 370 WABASHA STREET ST PAUL,MN 55102 (651) 293-2392</div></div>
<div><div>b</div><div>The form in which applications should be submitted and information and materials they should include</div><div>IDA C KORAN FINANCIAL ASSISTANCE APPLICATIONS</div></div>
<div><div>c</div><div>Any submission deadlines</div><div>NONE</div></div>
<div><div>d</div><div>Any restrictions or limitations on awards, such as by geographical areas, charitable fields, kinds of institutions, or other factors</div><div>FULL TIME EMPLOYEES OR SURVIVING SPOUSE WITH 2 YEAR CONTINUOUS SERVICE</div></div>

<div><div>a</div><div>The name, address, and telephone number of the person to whom applications should be addressed</div><div>ADMINISTRATIVE COORDINATOR 370 WABASHA STREET ST PAUL,MN 55102 (651) 293-2392</div></div>
<div><div>b</div><div>The form in which applications should be submitted and information and materials they should include</div><div>IDA C KORAN TRUST DISASTER RELIEF APPLICATION</div></div>
<div><div>c</div><div>Any submission deadlines</div><div>NONE</div></div>
<div><div>d</div><div>Any restrictions or limitations on awards, such as by geographical areas, charitable fields, kinds of institutions, or other factors</div><div>FULL TIME EMPLOYEES OR SURVIVING SPOUSE WITH 2 YEAR CONTINUOUS SERVICE</div></div>

**TY 2010 Investments Corporate
Bonds Schedule**

Name: IDA KORAN TRUST 25641470
EIN: 41-6124022

Name of Bond	End of Year Book Value	End of Year Fair Market Value
CORPORATE BONDS	9,295,847	9,630,280

**TY 2010 Investments Corporate
Stock Schedule****Name:** IDA KORAN TRUST 25641470**EIN:** 41-6124022

Name of Stock	End of Year Book Value	End of Year Fair Market Value
ECOLAB INC	466,970	3,519,316
I SHARES MSCI EMERGING	1,457,186	1,834,217
FAM EQUITY INDEX	9,117,654	10,301,644
I SHARES MSCI INDEX	683,300	710,284
T ROWE PRICE INTL GR & INC	978,532	1,111,863
T ROWE PRICE SMALL CAP VALUE	814,928	1,073,071
LAUDUS INTL MRKTMASTERS	1,056,493	1,096,901
BARCLAYS IPATH DJ AIG	1,527,224	1,856,736

TY 2010 Investments Government Obligations Schedule

Name: IDA KORAN TRUST 25641470

EIN: 41-6124022

**US Government Securities - End of
Year Book Value:**

1,171,982

**US Government Securities - End of
Year Fair Market Value:**

1,223,112

**State & Local Government
Securities - End of Year Book
Value:**

**State & Local Government
Securities - End of Year Fair
Market Value:**

TY 2010 Investments - Other Schedule**Name:** IDA KORAN TRUST 25641470**EIN:** 41-6124022

Category/ Item	Listed at Cost or FMV	Book Value	End of Year Fair Market Value
STUDENT AND HARDSHIP LOANS	AT COST	2,895,834	2,895,834
PENDING LOANS	AT COST	3,047	3,047
POINTER OFFSHORE LTD	AT COST	1,650,000	1,761,651
OUTSTANDING LOANS			
IDR CORE EQ RE 2010 LP	AT COST	1,000,000	1,000,000

TY 2010 Legal Fees Schedule

Name: IDA KORAN TRUST 25641470

EIN: 41-6124022

Category	Amount	Net Investment Income	Adjusted Net Income	Disbursements for Charitable Purposes
LEGAL FEES	32,457	16,228		16,229

TY 2010 Other Assets Schedule

Name: IDA KORAN TRUST 25641470

EIN: 41-6124022

Description	Beginning of Year - Book Value	End of Year - Book Value	End of Year - Fair Market Value
ACCRUED INCOME	2,765	13,244	13,244
RENTAL- MARSHALL AVE ST PAUL	20,781	20,781	130,000
PREPAID LOAN PAYMENT	1,190	0	0

TY 2010 Other Decreases Schedule

Name: IDA KORAN TRUST 25641470

EIN: 41-6124022

Description	Amount
WRITEOFF/DOWN LOANS	4,397

TY 2010 Other Expenses Schedule

Name: IDA KORAN TRUST 25641470

EIN: 41-6124022

Description	Revenue and Expenses per Books	Net Invest ment Income	Adjusted Net Income	Disbursement s for Charit able Purposes
FILING FEES	80	0		80
DIRECTOR INSURANCE	6,200	0		6,200
RENTAL EXPENSES	4,830	4,830		0
BROCHURES AND MISC FEES	5,176	0		5,176

TY 2010 Other Income Schedule

Name: IDA KORAN TRUST 25641470

EIN: 41-6124022

Description	Revenue And Expenses Per Books	Net Invest ment Income	Adjusted Net Income
FEDERAL TAX REFUND	3,024	0	
CLASS ACTION SETTLEMENT	1,616	1,616	
GRANT REFUNDS	74,872	0	

TY 2010 Other Increases Schedule

Name: IDA KORAN TRUST 25641470

EIN: 41-6124022

Description	Amount
PRIOR PERIOD LOAN ADJUSTMENTS	16,778

TY 2010 Other Liabilities Schedule

Name: IDA KORAN TRUST 25641470

EIN: 41-6124022

Description	Beginning of Year - Book Value	End of Year - Book Value
2009 RETURN OF CAPITAL	5,373	

TY 2010 Other Professional Fees Schedule**Name:** IDA KORAN TRUST 25641470**EIN:** 41-6124022

Category	Amount	Net Investment Income	Adjusted Net Income	Disbursements for Charitable Purposes
WEB DESIGN	44,268			44,268
MANAGEMENT FEES	57,323			57,323

TY 2010 Taxes Schedule**Name:** IDA KORAN TRUST 25641470**EIN:** 41-6124022

Category	Amount	Net Investment Income	Adjusted Net Income	Disbursements for Charitable Purposes
FEDERAL TAX	9,400	0		0
FOREIGN TAXES ON QUALIFIED FOR	9,002	9,002		0
FOREIGN TAXES ON NONQUALIFIED	342	342		0