



See a Social Security Number? Say Something!
Report Privacy Problems to <https://public.resource.org/privacy>
Or call the IRS Identity Theft Hotline at 1-800-908-4490



Form **990-PF**

Department of the Treasury
Internal Revenue Service

Return of Private Foundation
or Section 4947(a)(1) Nonexempt Charitable Trust
Treated as a Private Foundation

Note. The foundation may be able to use a copy of this return to satisfy state reporting requirements

OMB No 1545-0052

2010

For calendar year 2010, or tax year beginning 01-01-2010 , and ending 12-31-2010

G Check all that apply

☐ Initial return

☐ Initial return of a former public charity

☐ Final return

☐ Amended return

☐ Address change

☐ Name change

Name of foundation
ANNA M HEILMAIER CHARITABLE FDN 25370370

Number and street (or P O box number if mail is not delivered to street address)
P O BOX 64713 TRUST TAX SERVICES

Room/suite

City or town, state, and ZIP code
ST PAUL, MN 551640713

A Employer identification number
41-1761632

B Telephone number (see page 10 of the instructions)
(612) 303-3208

C If exemption application is pending, check here ☐

D 1. Foreign organizations, check here ☐

2. Foreign organizations meeting the 85% test, check here and attach computation ☐

E If private foundation status was terminated under section 507(b)(1)(A), check here ☐

F If the foundation is in a 60-month termination under section 507(b)(1)(B), check here ☐

H Check type of organization ☒ Section 501(c)(3) exempt private foundation

☐ Section 4947(a)(1) nonexempt charitable trust










☐ Other taxable private foundation


I Fair market value of all assets at end of year (from Part II, col. (c), line 16) **\$** 6,350,630

J Accounting method ☐ Cash ☐ Accrual

☐ Other (specify) _____
(Part I, column (d) must be on cash basis.)

Part I Analysis of Revenue and Expenses (The total of amounts in columns (b), (c), and (d) may not necessarily equal the amounts in column (a) (see page 11 of the instructions))		(a) Revenue and expenses per books	(b) Net investment income	(c) Adjusted net income	(d) Disbursements for charitable purposes (cash basis only)
Revenue	1 Contributions, gifts, grants, etc , received (attach schedule)				
	2 Check <input checked="" type="checkbox"/> if the foundation is not required to attach Sch B				
	3 Interest on savings and temporary cash investments	3	3		
	4 Dividends and interest from securities.	151,459	151,459		
	5a Gross rents				
	b Net rental income or (loss) _____				
	6a Net gain or (loss) from sale of assets not on line 10	21,824			
	b Gross sales price for all assets on line 6a <u>915,725</u>				
	7 Capital gain net income (from Part IV , line 2)		21,824		
	8 Net short-term capital gain			0	
	9 Income modifications				
	10a Gross sales less returns and allowances				
Operating and Administrative Expenses	b Less Cost of goods sold				
	c Gross profit or (loss) (attach schedule)				
	11 Other income (attach schedule)	2,217	162		
	12 Total. Add lines 1 through 11	175,503	173,448		
	13 Compensation of officers, directors, trustees, etc	77,334	61,567		15,767
	14 Other employee salaries and wages		0	0	0
	15 Pension plans, employee benefits		0	0	
	16a Legal fees (attach schedule)	2,000	1,000	0	1,000
	b Accounting fees (attach schedule)				
	c Other professional fees (attach schedule)				0
	17 Interest				0
	18 Taxes (attach schedule) (see page 14 of the instructions)	3,018	1,680		0
	19 Depreciation (attach schedule) and depletion	0	0		
	20 Occupancy				
	21 Travel, conferences, and meetings		0	0	
	22 Printing and publications		0	0	
	23 Other expenses (attach schedule)	17,139	134		17,005
	24 Total operating and administrative expenses.				
	Add lines 13 through 23	99,491	64,381	0	33,772
	25 Contributions, gifts, grants paid	283,000			283,000
	26 Total expenses and disbursements. Add lines 24 and 25	382,491	64,381	0	316,772
	27 Subtract line 26 from line 12				
	a Excess of revenue over expenses and disbursements	-206,988			
	b Net investment income (if negative, enter -0-)		109,067		
	c Adjusted net income (if negative, enter -0-)			0	

Part II Balance Sheets		Attached schedules and amounts in the description column should be for end-of-year amounts only (See instructions)			Beginning of year	End of year	
					(a) Book Value	(b) Book Value	(c) Fair Market Value
Assets	1	Cash—non-interest-bearing			2,203	-6,677	-6,677
	2	Savings and temporary cash investments			289,985	168,401	168,401
	3	Accounts receivable ▶ _____ Less allowance for doubtful accounts ▶ _____				0	0
	4	Pledges receivable ▶ _____ Less allowance for doubtful accounts ▶ _____					
	5	Grants receivable					
	6	Receivables due from officers, directors, trustees, and other disqualified persons (attach schedule) (see page 15 of the instructions)					
	7	Other notes and loans receivable (attach schedule) ▶ _____ Less allowance for doubtful accounts ▶ _____ 0					
	8	Inventories for sale or use					
	9	Prepaid expenses and deferred charges					
	10a	Investments—U S and state government obligations (attach schedule)			100,102	 100,102	105,209
	b	Investments—corporate stock (attach schedule)			3,400,614	 3,393,578	5,173,454
	c	Investments—corporate bonds (attach schedule).			828,508	 827,501	832,518
	11	Investments—land, buildings, and equipment basis ▶ _____ Less accumulated depreciation (attach schedule) ▶ _____					
	12	Investments—mortgage loans					
	13	Investments—other (attach schedule)			130,970	 64,649	71,086
	14	Land, buildings, and equipment basis ▶ _____ Less accumulated depreciation (attach schedule) ▶ _____					
Liabilities	15	Other assets (describe ▶ _____)			9,970	 6,639	 6,639
	16	Total assets (to be completed by all filers—see the instructions Also, see page 1, item I)			4,762,352	4,554,193	6,350,630
	17	Accounts payable and accrued expenses					
	18	Grants payable					
	19	Deferred revenue					
Net Assets or Fund Balances	20	Loans from officers, directors, trustees, and other disqualified persons					
	21	Mortgages and other notes payable (attach schedule)					
	22	Other liabilities (describe ▶ _____)		18		207	
	23	Total liabilities (add lines 17 through 22)			18	207	
Net Assets or Fund Balances	Foundations that follow SFAS 117, check here ▶ <input type="checkbox"/> and complete lines 24 through 26 and lines 30 and 31.						
	24	Unrestricted					
	25	Temporarily restricted					
	26	Permanently restricted					
	Foundations that do not follow SFAS 117, check here ▶ <input checked="" type="checkbox"/> and complete lines 27 through 31.						
	27	Capital stock, trust principal, or current funds			5,060,119	5,060,119	
	28	Paid-in or capital surplus, or land, bldg , and equipment fund					
	29	Retained earnings, accumulated income, endowment, or other funds			-297,785	-506,133	
	30	Total net assets or fund balances (see page 17 of the instructions)			4,762,334	4,553,986	
Part III Analysis of Changes in Net Assets or Fund Balances	31	Total liabilities and net assets/fund balances (see page 17 of the instructions)			4,762,352	4,554,193	

Part III Analysis of Changes in Net Assets or Fund Balances			
1	Total net assets or fund balances at beginning of year—Part II, column (a), line 30 (must agree with end-of-year figure reported on prior year’s return)	1	4,762,334
2	Enter amount from Part I, line 27a	2	-206,988
3	Other increases not included in line 2 (itemize) ▶ _____	3	0
4	Add lines 1, 2, and 3	4	4,555,346
5	Decreases not included in line 2 (itemize) ▶  _____	5	1,360
6	Total net assets or fund balances at end of year (line 4 minus line 5)—Part II, column (b), line 30	6	4,553,986

Part IV Capital Gains and Losses for Tax on Investment Income

(a) List and describe the kind(s) of property sold (e g , real estate, 2-story brick warehouse, or common stock, 200 shs MLC Co)		(b) How acquired P—Purchase D—Donation	(c) Date acquired (mo , day, yr)	(d) Date sold (mo , day, yr)
1a	See Additional Data Table			
b				
c				
d				
e				

(e) Gross sales price	(f) Depreciation allowed (or allowable)	(g) Cost or other basis plus expense of sale	(h) Gain or (loss) (e) plus (f) minus (g)
a See Additional Data Table			
b			
c			
d			
e			

Complete only for assets showing gain in column (h) and owned by the foundation on 12/31/69			(I) Gains (Col (h) gain minus col (k), but not less than -0-) or Losses (from col (h))
(i) F M V as of 12/31/69	(j) Adjusted basis as of 12/31/69	(k) Excess of col (i) over col (j), if any	
a See Additional Data Table			
b			
c			
d			
e			

2	Capital gain net income or (net capital loss)	{ If gain, also enter in Part I, line 7 If (loss), enter -0- in Part I, line 7 }	2	21,824
3	Net short-term capital gain or (loss) as defined in sections 1222(5) and (6) If gain, also enter in Part I, line 8, column (c) (see pages 13 and 17 of the instructions) If (loss), enter -0- in Part I, line 8		3	

Part V Qualification Under Section 4940(e) for Reduced Tax on Net Investment Income

(For optional use by domestic private foundations subject to the section 4940(a) tax on net investment income)

If section 4940(d)(2) applies, leave this part blank

Was the foundation liable for the section 4942 tax on the distributable amount of any year in the base period? ☐ Yes ☒ No
If "Yes," the foundation does not qualify under section 4940(e) Do not complete this part

1 Enter the appropriate amount in each column for each year, see page 18 of the instructions before making any entries			
(a) Base period years Calendar year (or tax year beginning in)	(b) Adjusted qualifying distributions	(c) Net value of noncharitable-use assets	(d) Distribution ratio (col (b) divided by col (c))
2009	178,071	5,382,483	0 033083
2008	396,461	6,766,196	0 058594
2007	328,243	7,997,636	0 041043
2006	279,532	7,604,176	0 03676
2005	308,124	7,460,746	0 041299

2	Total of line 1, column (d).	2	0 21078
3	Average distribution ratio for the 5-year base period—divide the total on line 2 by 5, or by the number of years the foundation has been in existence if less than 5 years	3	0 042156
4	Enter the net value of noncharitable-use assets for 2010 from Part X, line 5.	4	5,849,398
5	Multiply line 4 by line 3.	5	246,587
6	Enter 1% of net investment income (1% of Part I, line 27b).	6	1,091
7	Add lines 5 and 6.	7	247,678
8	Enter qualifying distributions from Part XII, line 4. If line 8 is equal to or greater than line 7, check the box in Part VI, line 1b, and complete that part using a 1% tax rate See the Part VI instructions on page 18	8	316,772

Part VIExcise Tax Based on Investment Income (Section 4940(a), 4940(b), 4940(e), or 4948—see page 18 of the instructions)

1a		Exempt operating foundations described in section 4940(d)(2), check here <input type="checkbox"/> and enter "N/A" on line 1			
		Date of ruling or determination letter _____ (attach copy of letter if necessary—see instructions)			
b		Domestic foundations that meet the section 4940(e) requirements in Part V, check here <input checked="" type="checkbox"/> and enter 1% of Part I, line 27b		1	1,091
c		All other domestic foundations enter 2% of line 27b Exempt foreign organizations enter 4% of Part I, line 12, col (b)			
2		Tax under section 511 (domestic section 4947(a)(1) trusts and taxable foundations only Others enter -0-)		2	0
3		Add lines 1 and 2.		3	1,091
4		Subtitle A (income) tax (domestic section 4947(a)(1) trusts and taxable foundations only Others enter -0-)		4	0
5		Tax based on investment income. Subtract line 4 from line 3 If zero or less, enter -0-		5	1,091
6		Credits/Payments			
a	2010 estimated tax payments and 2009 overpayment credited to 2010	6a	1,784		
b	Exempt foreign organizations—tax withheld at source	6b			
c	Tax paid with application for extension of time to file (Form 8868)	6c	0		
d	Backup withholding erroneously withheld	6d			
7		Total credits and payments Add lines 6a through 6d.		7	1,784
8		Enter any penalty for underpayment of estimated tax Check here <input type="checkbox"/> if Form 2220 is attached		8	0
9		Tax due. If the total of lines 5 and 8 is more than line 7, enter amount owed		9	
10		Overpayment. If line 7 is more than the total of lines 5 and 8, enter the amount overpaid.		10	693
11		Enter the amount of line 10 to be Credited to 2011 estimated tax 273 Refunded		11	420

Part VII-AStatements Regarding Activities

1a	During the tax year, did the foundation attempt to influence any national, state, or local legislation or did it participate or intervene in any political campaign?		Yes	No
		1a		No
b	Did it spend more than \$100 during the year (either directly or indirectly) for political purposes (see page 19 of the instructions for definition)?			No
	If the answer is "Yes" to 1a or 1b, attach a detailed description of the activities and copies of any materials published or distributed by the foundation in connection with the activities.			
c	Did the foundation file Form 1120-POL for this year?.	1c		No
d	Enter the amount (if any) of tax on political expenditures (section 4955) imposed during the year (1) On the foundation \$ (2) On foundation managers \$			
e	Enter the reimbursement (if any) paid by the foundation during the year for political expenditure tax imposed on foundation managers \$			
2	Has the foundation engaged in any activities that have not previously been reported to the IRS?	2		No
	If "Yes," attach a detailed description of the activities.			
3	Has the foundation made any changes, not previously reported to the IRS, in its governing instrument, articles of incorporation, or bylaws, or other similar instruments? If "Yes," attach a conformed copy of the changes	3		No
4a	Did the foundation have unrelated business gross income of \$1,000 or more during the year?.	4a		No
b	If "Yes," has it filed a tax return on Form 990-T for this year?.	4b		
5	Was there a liquidation, termination, dissolution, or substantial contraction during the year?	5		No
	If "Yes," attach the statement required by General Instruction T.			
6	Are the requirements of section 508(e) (relating to sections 4941 through 4945) satisfied either <ul style="list-style-type: none">By language in the governing instrument, orBy state legislation that effectively amends the governing instrument so that no mandatory directions that conflict with the state law remain in the governing instrument?	6	Yes	
7	Did the foundation have at least \$5,000 in assets at any time during the year? If "Yes," complete Part II, col (c), and Part XV	7	Yes	
8a	Enter the states to which the foundation reports or with which it is registered (see page 19 of the instructions) MN			
b	If the answer is "Yes" to line 7, has the foundation furnished a copy of Form 990-PF to the Attorney General (or designate) of each state as required by General Instruction G? If "No," attach explanation .	8b	Yes	
9	Is the foundation claiming status as a private operating foundation within the meaning of section 4942(j)(3) or 4942(j)(5) for calendar year 2010 or the taxable year beginning in 2010 (see instructions for Part XIV on page 27)? If "Yes," complete Part XIV	9		No
10	Did any persons become substantial contributors during the tax year? If "Yes," attach a schedule listing their names and addresses	10		No

Part VII-A

Statements Regarding Activities *(continued)*

11	At any time during the year, did the foundation, directly or indirectly, own a controlled entity within the meaning of section 512(b)(13)? If "Yes," attach schedule (see page 20 of the instructions).	11		No
12	Did the foundation acquire a direct or indirect interest in any applicable insurance contract before August 17, 2008?	12		No
13	Did the foundation comply with the public inspection requirements for its annual returns and exemption application?	13	Yes	
Website address				
14	The books are in care of US BANK NATIONAL ASSOCIATION Telephone no (612) 303-3208 Located at 800 NICOLLET MALL MINNEAPOLIS MN ZIP+4 55402			
15	Section 4947(a)(1) nonexempt charitable trusts filing Form 990-PF in lieu of Form 1041 —Check here and enter the amount of tax-exempt interest received or accrued during the year.	15		
16	At any time during calendar year 2010, did the foundation have an interest in or a signature or other authority over a bank, securities, or other financial account in a foreign country?	16		No
See page 20 of the instructions for exceptions and filing requirements for Form TD F 90-22.1 If "Yes", enter the name of the foreign country				

Part VII-B

Statements Regarding Activities for Which Form 4720 May Be Required

File Form 4720 if any item is checked in the "Yes" column, unless an exception applies.			Yes	No
1a	During the year did the foundation (either directly or indirectly) (1) Engage in the sale or exchange, or leasing of property with a disqualified person? (2) Borrow money from, lend money to, or otherwise extend credit to (or accept it from) a disqualified person? (3) Furnish goods, services, or facilities to (or accept them from) a disqualified person? (4) Pay compensation to, or pay or reimburse the expenses of, a disqualified person? (5) Transfer any income or assets to a disqualified person (or make any of either available for the benefit or use of a disqualified person)? (6) Agree to pay money or property to a government official? (Exception. Check "No" if the foundation agreed to make a grant to or to employ the official for a period after termination of government service, if terminating within 90 days).			
b	If any answer is "Yes" to 1a(1)–(6), did any of the acts fail to qualify under the exceptions described in Regulations section 53.4941(d)-3 or in a current notice regarding disaster assistance (see page 20 of the instructions)? Organizations relying on a current notice regarding disaster assistance check here.	1b		No
c	Did the foundation engage in a prior year in any of the acts described in 1a, other than excepted acts, that were not corrected before the first day of the tax year beginning in 2010?	1c		No
2	Taxes on failure to distribute income (section 4942) (does not apply for years the foundation was a private operating foundation defined in section 4942(j)(3) or 4942(j)(5))			
a	At the end of tax year 2010, did the foundation have any undistributed income (lines 6d and 6e, Part XIII) for tax year(s) beginning before 2010? If "Yes," list the years 20 , 20 , 20 , 20			
b	Are there any years listed in 2a for which the foundation is not applying the provisions of section 4942(a)(2) (relating to incorrect valuation of assets) to the year's undistributed income? (If applying section 4942(a)(2) to all years listed, answer "No" and attach statement—see page 20 of the instructions).	2b		
c	If the provisions of section 4942(a)(2) are being applied to any of the years listed in 2a, list the years here 20 , 20 , 20 , 20			
3a	Did the foundation hold more than a 2% direct or indirect interest in any business enterprise at any time during the year?			
b	If "Yes," did it have excess business holdings in 2010 as a result of (1) any purchase by the foundation or disqualified persons after May 26, 1969, (2) the lapse of the 5-year period (or longer period approved by the Commissioner under section 4943(c)(7)) to dispose of holdings acquired by gift or bequest, or (3) the lapse of the 10-, 15-, or 20-year first phase holding period? (Use Schedule C, Form 4720, to determine if the foundation had excess business holdings in 2010.).	3b		
4a	Did the foundation invest during the year any amount in a manner that would jeopardize its charitable purposes?	4a		No
b	Did the foundation make any investment in a prior year (but after December 31, 1969) that could jeopardize its charitable purpose that had not been removed from jeopardy before the first day of the tax year beginning in 2010?	4b		No

Part VII-B

Statements Regarding Activities for Which Form 4720 May Be Required (continued)

5a	During the year did the foundation pay or incur any amount to			
	(1) Carry on propaganda, or otherwise attempt to influence legislation (section 4945(e))?	<input type="checkbox"/> Yes <input checked="" type="checkbox"/> No		
	(2) Influence the outcome of any specific public election (see section 4955), or to carry on, directly or indirectly, any voter registration drive?	<input type="checkbox"/> Yes <input checked="" type="checkbox"/> No		
	(3) Provide a grant to an individual for travel, study, or other similar purposes?	<input type="checkbox"/> Yes <input checked="" type="checkbox"/> No		
	(4) Provide a grant to an organization other than a charitable, etc , organization described in section 509(a)(1), (2), or (3), or section 4940(d)(2)? (see page 22 of the instructions).	<input type="checkbox"/> Yes <input checked="" type="checkbox"/> No		
	(5) Provide for any purpose other than religious, charitable, scientific, literary, or educational purposes, or for the prevention of cruelty to children or animals?	<input type="checkbox"/> Yes <input checked="" type="checkbox"/> No		
b	If any answer is "Yes" to 5a(1)–(5), did any of the transactions fail to qualify under the exceptions described in Regulations section 53.4945 or in a current notice regarding disaster assistance (see page 22 of the instructions)? Organizations relying on a current notice regarding disaster assistance check here.	<input checked="" type="checkbox"/>	5b	
c	If the answer is "Yes" to question 5a(4), does the foundation claim exemption from the tax because it maintained expenditure responsibility for the grant? <i>If "Yes," attach the statement required by Regulations section 53.4945–5(d).</i>	<input type="checkbox"/> Yes <input type="checkbox"/> No		
6a	Did the foundation, during the year, receive any funds, directly or indirectly, to pay premiums on a personal benefit contract?	<input type="checkbox"/> Yes <input checked="" type="checkbox"/> No		
b	Did the foundation, during the year, pay premiums, directly or indirectly, on a personal benefit contract? <i>If "Yes" to 6b, file Form 8870.</i>		6b	No
7a	At any time during the tax year, was the foundation a party to a prohibited tax shelter transaction?	<input type="checkbox"/> Yes <input checked="" type="checkbox"/> No		
b	If yes, did the foundation receive any proceeds or have any net income attributable to the transaction?		7b	

Part VIII

Information About Officers, Directors, Trustees, Foundation Managers, Highly Paid Employees, and Contractors

1 List all officers, directors, trustees, foundation managers and their compensation (see page 22 of the instructions).				
(a) Name and address	(b) Title, and average hours per week devoted to position	(c) Compensation (If not paid, enter -0-)	(d) Contributions to employee benefit plans and deferred compensation	(e) Expense account, other allowances
U S BANK NA	CORPORATE	77,334		
101 EAST 5TH STREET	TRUSTEE			
ST PAUL, MN 55101	8			
2 Compensation of five highest-paid employees (other than those included on line 1—see page 23 of the instructions). If none, enter "NONE."				
(a) Name and address of each employee paid more than \$50,000	(b) Title, and average hours per week devoted to position	(c) Compensation	(d) Contributions to employee benefit plans and deferred compensation	(e) Expense account, other allowances
NONE				
Total number of other employees paid over \$50,000.				0

Part VIII

Information About Officers, Directors, Trustees, Foundation Managers, Highly Paid Employees, and Contractors (continued)

3 Five highest-paid independent contractors for professional services (see page 23 of the instructions). If none, enter "NONE".		
(a) Name and address of each person paid more than \$50,000	(b) Type of service	(c) Compensation
NONE		
Total number of others receiving over \$50,000 for professional services.		0

Part IX-A

Summary of Direct Charitable Activities

List the foundation's four largest direct charitable activities during the tax year. Include relevant statistical information such as the number of organizations and other beneficiaries served, conferences convened, research papers produced, etc.	Expenses
1	
2	
3	
4	

Part IX-B

Summary of Program-Related Investments (see page 24 of the instructions)

Describe the two largest program-related investments made by the foundation during the tax year on lines 1 and 2	Amount
1	
2	
All other program-related investments. See page 24 of the instructions.	
3	
Total. Add lines 1 through 3.	

Part X

Minimum Investment Return (All domestic foundations must complete this part. Foreign foundations, see page 24 of the instructions.)

1	Fair market value of assets not used (or held for use) directly in carrying out charitable, etc , purposes		
a	Average monthly fair market value of securities.	1a	5,772,919
b	Average of monthly cash balances.	1b	165,556
c	Fair market value of all other assets (see page 24 of the instructions).	1c	0
d	Total (add lines 1a, b, and c).	1d	5,938,475
e	Reduction claimed for blockage or other factors reported on lines 1a and 1c (attach detailed explanation).	1e	0
2	Acquisition indebtedness applicable to line 1 assets.	2	0
3	Subtract line 2 from line 1d.	3	5,938,475
4	Cash deemed held for charitable activities Enter 1 1/2% of line 3 (for greater amount, see page 25 of the instructions).	4	89,077
5	Net value of noncharitable-use assets. Subtract line 4 from line 3 Enter here and on Part V, line 4	5	5,849,398
6	Minimum investment return. Enter 5% of line 5.	6	292,470

Part XI

Distributable Amount (see page 25 of the instructions) (Section 4942(j)(3) and (j)(5) private operating foundations and certain foreign organizations check here ☒ and do not complete this part.)

1	Minimum investment return from Part X, line 6.	1	292,470
2a	Tax on investment income for 2010 from Part VI, line 5.	2a	1,091
b	Income tax for 2010 (This does not include the tax from Part VI).	2b	
c	Add lines 2a and 2b.	2c	1,091
3	Distributable amount before adjustments Subtract line 2c from line 1.	3	291,379
4	Recoveries of amounts treated as qualifying distributions.	4	0
5	Add lines 3 and 4.	5	291,379
6	Deduction from distributable amount (see page 25 of the instructions).	6	0
7	Distributable amount as adjusted Subtract line 6 from line 5 Enter here and on Part XIII, line 1.	7	291,379

Part XII

Qualifying Distributions (see page 25 of the instructions)

1	Amounts paid (including administrative expenses) to accomplish charitable, etc , purposes		
a	Expenses, contributions, gifts, etc —total from Part I, column (d), line 26.	1a	316,772
b	Program-related investments—total from Part IX-B.	1b	0
2	Amounts paid to acquire assets used (or held for use) directly in carrying out charitable, etc , purposes.	2	0
3	Amounts set aside for specific charitable projects that satisfy the		
a	Suitability test (prior IRS approval required).	3a	0
b	Cash distribution test (attach the required schedule).	3b	0
4	Qualifying distributions. Add lines 1a through 3b Enter here and on Part V, line 8, and Part XIII, line 4	4	316,772
5	Foundations that qualify under section 4940(e) for the reduced rate of tax on net investment income Enter 1% of Part I, line 27b (see page 26 of the instructions).	5	1,091
6	Adjusted qualifying distributions. Subtract line 5 from line 4.	6	315,681
Note: The amount on line 6 will be used in Part V, column (b), in subsequent years when calculating whether the foundation qualifies for the section 4940(e) reduction of tax in those years			

Part XIII

Undistributed Income (see page 26 of the instructions)

	(a) Corpus	(b) Years prior to 2009	(c) 2009	(d) 2010
1 Distributable amount for 2010 from Part XI, line 7				291,379
2 Undistributed income, if any, as of the end of 2010				
a Enter amount for 2009 only.			70,724	
b Total for prior years 20____, 20____, 20____		0		
3 Excess distributions carryover, if any, to 2010				
a From 2005.				0
b From 2006.				0
c From 2007.				0
d From 2008.				0
e From 2009.				0
f Total of lines 3a through e.	0			
4 Qualifying distributions for 2010 from Part XII, line 4 ▶ \$ 316,772				
a Applied to 2009, but not more than line 2a			70,724	
b Applied to undistributed income of prior years (Election required—see page 26 of the instructions)		0		
c Treated as distributions out of corpus (Election required—see page 26 of the instructions). . .	0			
d Applied to 2010 distributable amount.				246,048
e Remaining amount distributed out of corpus	0			
5 Excess distributions carryover applied to 2010 (If an amount appears in column (d), the same amount must be shown in column (a).)	0			0
6 Enter the net total of each column as indicated below:				
a Corpus Add lines 3f, 4c, and 4e Subtract line 5	0			
b Prior years' undistributed income Subtract line 4b from line 2b.		0		
c Enter the amount of prior years' undistributed income for which a notice of deficiency has been issued, or on which the section 4942(a) tax has been previously assessed.		0		
d Subtract line 6c from line 6b Taxable amount—see page 27 of the instructions . . .		0		
e Undistributed income for 2009 Subtract line 4a from line 2a Taxable amount—see page 27 of the instructions			0	
f Undistributed income for 2010 Subtract lines 4d and 5 from line 1 This amount must be distributed in 2011				45,331
7 Amounts treated as distributions out of corpus to satisfy requirements imposed by section 170(b)(1)(F) or 4942(g)(3) (see page 27 of the instructions).	0			
8 Excess distributions carryover from 2005 not applied on line 5 or line 7 (see page 27 of the instructions).	0			
9 Excess distributions carryover to 2011. Subtract lines 7 and 8 from line 6a	0			
10 Analysis of line 9				
a Excess from 2006.				0
b Excess from 2007.				0
c Excess from 2008.				0
d Excess from 2009.				0
e Excess from 2010.				0

Part XIVPrivate Operating Foundations (see page 27 of the instructions and Part VII-A, question 9)

1a

If the foundation has received a ruling or determination letter that it is a private operating foundation, and the ruling is effective for 2010, enter the date of the ruling.

b

Check box to indicate whether the organization is a private operating foundation described in section 4942(j)(3) or 4942(j)(5)

☐ 4942(j)(3) or ☐ 4942(j)(5)

2a	Enter the lesser of the adjusted net income from Part I or the minimum investment return from Part X for each year listed	Tax year	Prior 3 years			(e) Total
		(a) 2010	(b) 2009	(c) 2008	(d) 2007	
b	85% of line 2a					
c	Qualifying distributions from Part XII, line 4 for each year listed					
d	Amounts included in line 2c not used directly for active conduct of exempt activities					
e	Qualifying distributions made directly for active conduct of exempt activities. Subtract line 2d from line 2c					
3	Complete 3a, b, or c for the alternative test relied upon					
a	"Assets" alternative test—enter					
	(1) Value of all assets					
	(2) Value of assets qualifying under section 4942(j)(3)(B)(i)					
b	"Endowment" alternative test— enter 2/3 of minimum investment return shown in Part X, line 6 for each year listed.					
c	"Support" alternative test—enter					
	(1) Total support other than gross investment income (interest, dividends, rents, payments on securities loans (section 512(a)(5)), or royalties)					
	(2) Support from general public and 5 or more exempt organizations as provided in section 4942(j)(3)(B)(iii).					
	(3) Largest amount of support from an exempt organization					
	(4) Gross investment income					

Part XVSupplementary Information (Complete this part only if the organization had \$5,000 or more in assets at any time during the year—see page 27 of the instructions.)

1

Information Regarding Foundation Managers:

a

List any managers of the foundation who have contributed more than 2% of the total contributions received by the foundation before the close of any tax year (but only if they have contributed more than \$5,000) (See section 507(d)(2))

NONE

b

List any managers of the foundation who own 10% or more of the stock of a corporation (or an equally large portion of the ownership of a partnership or other entity) of which the foundation has a 10% or greater interest

NONE

2

Information Regarding Contribution, Grant, Gift, Loan, Scholarship, etc., Programs:

Check here ☒ if the foundation only makes contributions to preselected charitable organizations and does not accept unsolicited requests for funds. If the foundation makes gifts, grants, etc. (see page 28 of the instructions) to individuals or organizations under other conditions, complete items 2a, b, c, and d.

a

The name, address, and telephone number of the person to whom applications should be addressed

b

The form in which applications should be submitted and information and materials they should include

c

Any submission deadlines

d

Any restrictions or limitations on awards, such as by geographical areas, charitable fields, kinds of institutions, or other factors

Part XV

Supplementary Information (continued)

3 Grants and Contributions Paid During the Year or Approved for Future Payment

Recipient	If recipient is an individual, show any relationship to any foundation manager or substantial contributor	Foundation status of recipient	Purpose of grant or contribution	Amount
Name and address (home or business)				
a Paid during the year See Additional Data Table				
Total			▶ 3a	283,000
b Approved for future payment				
Total			▶ 3b	

Enter gross amounts unless otherwise indicated

Part XVI-B Relationship of Activities to the Accomplishment of Exempt Purposes

Form **990-PF** (2010)

Part XVII

Information Regarding Transfers To and Transactions and Relationships With Noncharitable Exempt Organizations

1

Did the organization directly or indirectly engage in any of the following with any other organization described in section 501(c) of the Code (other than section 501(c)(3) organizations) or in section 527, relating to political organizations?

a

Transfers from the reporting foundation to a noncharitable exempt organization of

1

Cash.

1a(1)

No

2

Other assets.

1a(2)

No

b

Other transactions

1

Sales of assets to a noncharitable exempt organization.

1b(1)

No

2

Purchases of assets from a noncharitable exempt organization.

1b(2)

No

3

Rental of facilities, equipment, or other assets.

1b(3)

No

4

Reimbursement arrangements.

1b(4)

No

5

Loans or loan guarantees.

1b(5)

No

6

Performance of services or membership or fundraising solicitations.

1b(6)

No

c

Sharing of facilities, equipment, mailing lists, other assets, or paid employees.

1c

No

d

If the answer to any of the above is "Yes," complete the following schedule. Column (b) should always show the fair market value of the goods, other assets, or services given by the reporting foundation. If the foundation received less than fair market value in any transaction or sharing arrangement, show in column (d) the value of the goods, other assets, or services received.

(a) Line No	(b) Amount involved	(c) Name of noncharitable exempt organization	(d) Description of transfers, transactions, and sharing arrangements

2a

Is the foundation directly or indirectly affiliated with, or related to, one or more tax-exempt organizations described in section 501(c) of the Code (other than section 501(c)(3)) or in section 527?

☐

Yes

☒

No

b

If "Yes," complete the following schedule.

(a) Name of organization	(b) Type of organization	(c) Description of relationship
--------------------------	--------------------------	---------------------------------

Sign Here

Under penalties of perjury, I declare that I have examined this return, including accompanying schedules and statements, and to the best of my knowledge and belief, it is true, correct, and complete. Declaration of preparer (other than taxpayer or fiduciary) is based on all information of which preparer has any knowledge.

Signature of officer or trustee

2011-05-06

Date

Title

Paid Preparer's Use Only

Preparer's Signature

Firm's name

Firm's address

Date

Firm's EIN

Phone no

Check if self-employed

PTIN

Form 990-PF (2010)

Additional Data

Software ID:
Software Version:
EIN: 41-1761632
Name: ANNA M HEILMAIER CHARITABLE FDN 25370370

Form 990PF Part IV - Capital Gains and Losses for Tax on Investment Income - Columns a - d

(a) List and describe the kind(s) of property sold (e g , real estate, 2-story brick warehouse, or common stock, 200 shs MLC Co)		(b) How acquired P—Purchase D—Donation	(c) Date acquired (mo , day, yr)	(d) Date sold (mo , day, yr)
A	107 ABB LTD A D R		2010-04-23	2010-05-10
B	173 ABB LTD A D R		2010-05-12	2010-06-04
C	117 ATT INC		2003-07-11	2010-02-02
D	355 ATT INC		2008-06-26	2010-03-08
E	50 ATT INC		2003-07-11	2010-03-08
F	15 ATT INC		2009-09-18	2010-10-28
G	13 ABBOTT LABORATORIES		2010-08-11	2010-11-05
H	129 ABBOTT LABORATORIES		2010-08-11	2010-11-22
I	45 ACME PACKET INC		2010-09-09	2010-12-01
J	21 AIR PRODS CHEMICALS INC		2008-10-20	2010-02-26
K	31 AKAMAI TECHNOLOGIES INC		2010-09-09	2010-10-22
L	16 AKAMAI TECHNOLOGIES INC		2010-08-13	2010-10-28
M	1426 ALCATEL LUCENT A D R		2009-09-21	2010-02-16
N	20 ALLERGAN INC		2010-03-19	2010-07-06
O	15 ALLERGAN INC		2010-03-19	2010-10-29
P	43 AMAZON COM INC		2009-03-17	2010-02-02
Q	49 AMAZON COM INC		2009-02-26	2010-02-03
R	16 AMAZON COM INC		2010-05-10	2010-06-24
S	12 AMAZON COM INC		2010-05-06	2010-07-23
T	78 AMERICAN EXPRESS CO		2009-10-20	2010-01-27
U	148 AMERICAN EXPRESS CO		2010-06-29	2010-10-06
V	20 AMERICAN TOWER CORP		2010-06-15	2010-10-22
W	65 AMERICAN TOWER CORP		2010-06-15	2010-12-02
X	101 AMGEN INC		2009-09-21	2010-02-09
Y	7 ANADARKO PETROLEUM CORP		2008-07-10	2010-04-22
Z	22 ANADARKO PETROLEUM CORP		2009-06-26	2010-06-14
AA	106 ANADARKO PETROLEUM CORP		2009-04-01	2010-06-14
AB	161 APPLIED MATLS INC		2009-09-09	2010-02-02
AC	297 APPLIED MATLS INC		2008-01-03	2010-03-09
AD	369 APPLIED MATLS INC		2009-02-23	2010-04-26

Form 990PF Part IV – Capital Gains and Losses for Tax on Investment Income - Columns a - d

(a) List and describe the kind(s) of property sold (e g , real estate, 2-story brick warehouse, or common stock, 200 shs MLC Co)		(b) How acquired P—Purchase D—Donation	(c) Date acquired (mo , day, yr)	(d) Date sold (mo , day, yr)
AE	102 ARCELORMITTAL NY REGISTERED		2010-02-11	2010-07-14
AF	97 ARCELORMITTAL NY REGISTERED		2010-02-11	2010-07-27
AG	138 ARCHER DANIELS MIDLAND CO		2009-07-07	2010-02-01
AH	83 ARCHER DANIELS MIDLAND CO		2008-11-05	2010-02-01
AI	48 ATHEROS COMMUNICATIONS INC		2010-04-23	2010-08-02
AJ	93 ATHEROS COMMUNICATIONS INC		2010-09-22	2010-11-23
AK	129 AVON PRODS INC		2010-02-02	2010-04-14
AL	7 AVON PRODS INC		2009-07-09	2010-05-10
AM	110 AVON PRODS INC		2009-05-06	2010-05-10
AN	277 AXA A D R		2008-01-03	2010-12-15
AO	12 BAIDU COM INC A D R		2010-06-10	2010-09-30
AP	12 BAIDU COM INC A D R		2010-06-10	2010-10-11
AQ	384 BANCO SANTANDER CENT HISPANO A D R		2008-01-03	2010-05-06
AR	276 BANCO SANTANDER CENT HISPANO A D R		2009-06-10	2010-05-10
AS	335 BANCO SANTANDER CENT HISPANO A D R		2008-01-03	2010-05-10
AT	61 BANK OF NOVA SCOTIA		2010-09-22	2010-11-22
AU	35 BAXTER INTL INC		2010-04-22	2010-05-20
AV	39 BEST BUY CO INC		2008-05-15	2010-07-14
AW	39 BEST BUY CO INC		2008-04-15	2010-09-14
AX	92 BOC HONG KONG HLDGS LTD A D R		2008-06-13	2010-12-10
AY	9 BOEING CO		2010-01-22	2010-09-14
AZ	8 BOSTON PPTYS INC		2008-11-21	2010-01-07
BA	223 BOSTON SCIENTIFIC CORP		2008-12-23	2010-04-22
BB	132 BRISTOL MYERS SQUIBB CO		2009-04-13	2010-04-22
BC	106 BROADCOM CORP CL A		2008-04-25	2010-06-17
BD	112 BROADCOM CORP CL A		2008-04-25	2010-10-27
BE	81 CVS CAREMARK CORP		2010-04-28	2010-06-07
BF	81 CVS CAREMARK CORP		2008-11-05	2010-06-07
BG	74 CAPITAL ONE FINANCIAL CORP		2009-04-01	2010-01-07
BH	20 CATERPILLAR INC		2009-11-11	2010-08-25

Form 990PF Part IV – Capital Gains and Losses for Tax on Investment Income – Columns a – d

(a) List and describe the kind(s) of property sold (e g , real estate, 2-story brick warehouse, or common stock, 200 shs MLC Co)		(b) How acquired P—Purchase D—Donation	(c) Date acquired (mo , day, yr)	(d) Date sold (mo , day, yr)
BI	22 CELGENE CORP		2010-07-26	2010-10-27
BJ	37 CELGENE CORP		2010-07-26	2010-10-28
BK	14 CERNER CORPORATION		2009-10-14	2010-06-24
BL	25 CERNER CORPORATION		2009-11-25	2010-11-16
BM	15 CERNER CORPORATION		2009-10-30	2010-11-16
BN	40 CHEVRON CORPORATION		2008-11-03	2010-04-22
BO	6 CHEVRON CORPORATION		2009-06-26	2010-06-22
BP	73 CHEVRON CORPORATION		2009-06-18	2010-06-22
BQ	773 CISCO SYS INC		2010-02-01	2010-08-13
BR	28 CLIFFS NATURAL RESOURCES INC		2010-08-13	2010-09-14
BS	19 COACH INC		2009-08-13	2010-12-16
BT	28 COGNIZANT TECH SOLUTIONS CL A		2010-04-26	2010-10-25
BU	30 COLGATE PALMOLIVE CO		2009-10-14	2010-06-03
BV	74 COLGATE PALMOLIVE CO		2009-01-27	2010-06-03
BW	17 CONOCOPHILLIPS		2010-06-16	2010-10-22
BX	59 CONOCOPHILLIPS		2010-06-16	2010-10-25
BY	60 CONOCOPHILLIPS		2010-06-14	2010-11-04
BZ	40 CONSOL ENERGY INC		2010-03-01	2010-03-23
CA	111 CORNING INC		2010-02-02	2010-07-29
CB	21 CREE INC		2010-02-17	2010-03-17
CC	69 CREE INC		2010-05-11	2010-09-10
CD	55 CTRIP COM INTERNATIONAL A D R		2010-06-29	2010-07-13
CE	9 CUMMINS INC		2009-04-22	2010-08-02
CF	35 CUMMINS INC		2009-04-07	2010-10-25
CG	323 CYPRESS SEMICONDUCTOR CORP		2010-09-22	2010-12-01
CH	125 D R HORTON INC		2009-10-12	2010-02-17
CI	178 D R HORTON INC		2009-12-03	2010-03-11
CJ	16 DEERE & CO		2010-06-21	2010-09-22
CK	24 DEERE & CO		2010-06-21	2010-10-11
CL	43 DEERE & CO		2010-06-04	2010-12-01

Form 990PF Part IV - Capital Gains and Losses for Tax on Investment Income - Columns a - d

(a) List and describe the kind(s) of property sold (e g , real estate, 2-story brick warehouse, or common stock, 200 shs MLC Co)		(b) How acquired P—Purchase D—Donation	(c) Date acquired (mo , day, yr)	(d) Date sold (mo , day, yr)
CM	270 DELTA AIR LINES INC		2010-06-04	2010-10-13
CN	55 DIAGEO PLC SPONSORED A D R		2008-09-11	2010-09-28
CO	120 DIRECTV CL A		2010-09-09	2010-10-15
CP	5 DOLLAR TREE INC		2010-06-24	2010-06-30
CQ	14 DOLLAR TREE INC		2010-09-09	2010-09-30
CR	29 DOLLAR TREE INC		2010-07-02	2010-10-11
CS	37 DOLLAR TREE INC		2010-06-24	2010-11-30
CT	39 E M C CORPORATION		2010-05-11	2010-05-12
CU	323 E M C CORPORATION		2010-05-11	2010-06-03
CV	109 E O N A G A D R		2008-03-31	2010-09-15
CW	79 EASTMAN CHEM CO		2010-06-21	2010-07-22
CX	7 EDWARDS LIFESCIENCES CORP		2010-03-19	2010-03-30
CY	64 EDWARDS LIFESCIENCES CORP		2010-05-12	2010-07-20
CZ	71 EMERSON ELEC CO		2008-11-21	2010-01-22
DA	42 DELHAIZE GROUP SPONS A D R		2010-07-15	2010-10-12
DB	36 EXPRESS SCRIPTS INC		2009-04-30	2010-07-20
DC	29 EXXON MOBIL CORP		2010-02-26	2010-06-01
DD	2 EXXON MOBIL CORP		2010-02-26	2010-09-27
DE	19 EXXON MOBIL CORP		2008-07-10	2010-09-27
DF	23 F5 NETWORKS INC		2010-02-17	2010-03-17
DG	29 F5 NETWORKS INC		2010-02-16	2010-09-30
DH	6 F5 NETWORKS INC		2009-10-14	2010-10-27
DI	262 FIFTH THIRD BANCORP		2009-08-26	2010-04-26
DJ	97 656 NUVEEN INTERMD TERM BD FD CL Y		1993-07-31	2010-05-21
DK	19 FIRST SOLAR INC		2010-08-13	2010-12-17
DL	66 FOMENTO ECONOMICO MEX SP A D R		2008-01-03	2010-01-13
DM	168 FRANCE TELECOM SPSD ADR		2008-01-03	2010-01-13
DN	55 FREEPORT MCMORAN COPPER GOLD		2010-05-10	2010-06-07
DO	13 FREEPORT MCMORAN COPPER GOLD		2009-09-18	2010-09-27
DP	6852 FRONTIER COMMUNICATIONS CORP		2003-07-11	2010-07-09

Form 990PF Part IV - Capital Gains and Losses for Tax on Investment Income - Columns a - d

(a) List and describe the kind(s) of property sold (e g , real estate, 2-story brick warehouse, or common stock, 200 shs MLC Co)		(b) How acquired P—Purchase D—Donation	(c) Date acquired (mo , day, yr)	(d) Date sold (mo , day, yr)
DQ	0755 FRONTIER COMMUNICATIONS CORP		2003-07-11	2010-07-13
DR	5 2809 FRONTIER COMMUNICATIONS CORP		2009-09-18	2010-07-14
DS	25 7191 FRONTIER COMMUNICATIONS CORP		2003-07-11	2010-07-14
DT	14 GENERAL DYNAMICS CORP		2008-01-03	2010-02-26
DU	122 GILEAD SCIENCES INC		2010-02-10	2010-04-23
DV	66 GILEAD SCIENCES INC		2008-01-03	2010-04-23
DW	32 GOLDMAN SACHS GROUP INC		2009-02-03	2010-04-16
DX	9 GOOGLE INC CL A		2008-07-09	2010-05-05
DY	6 GOOGLE INC CL A		2009-08-24	2010-05-11
DZ	13 GOOGLE INC CL A		2008-07-09	2010-05-11
EA	3 GOOGLE INC CL A		2010-10-15	2010-10-29
EB	56 GUESS INC		2010-03-11	2010-05-06
EC	27 HALLIBURTON CO		2010-01-19	2010-06-01
ED	224 HALLIBURTON CO		2010-03-12	2010-06-14
EE	324 HALLIBURTON CO		2010-07-19	2010-10-28
EF	39 HARLEY DAVIDSON INC		2009-11-30	2010-04-22
EG	158 HARLEY DAVIDSON INC		2010-02-03	2010-06-10
EH	24 HESS CORP		2010-06-22	2010-08-13
EI	5 HESS CORP		2009-03-24	2010-08-13
EJ	143 HEWLETT PACKARD CO		2010-03-17	2010-05-11
EK	19 HEWLETT PACKARD CO		2008-01-03	2010-09-14
EL	27 HEWLETT PACKARD CO		2008-01-03	2010-10-28
EM	120 HONDA MOTOR CO LTD A D R		2008-01-03	2010-11-08
EN	41 HUMAN GENOME SCIENCES INC		2010-08-13	2010-10-21
EO	48 HUMAN GENOME SCIENCES INC		2010-08-13	2010-11-10
EP	820 INTEL CORP		2010-08-13	2010-09-09
EQ	161 INTERNATIONAL GAME TECHNOLOGY		2009-07-17	2010-03-17
ER	266 INTESA SANPAOLO A D R		2009-09-10	2010-03-10
ES	6 INTUITIVE SURGICAL INC		2010-10-15	2010-12-10
ET	3 INTUITIVE SURGICAL INC		2009-10-27	2010-12-10

Form 990PF Part IV - Capital Gains and Losses for Tax on Investment Income - Columns a - d

(a) List and describe the kind(s) of property sold (e g , real estate, 2-story brick warehouse, or common stock, 200 shs MLC Co)		(b) How acquired P—Purchase D—Donation	(c) Date acquired (mo , day, yr)	(d) Date sold (mo , day, yr)
EU	81 JOHNSON CONTROLS INC		2010-04-26	2010-06-18
EV	110 JOHNSON CONTROLS INC		2010-05-12	2010-07-27
EW	43 JUNIPER NETWORKS INC		2008-07-31	2010-01-05
EX	37 JUNIPER NETWORKS INC		2009-02-03	2010-02-03
EY	208 JUNIPER NETWORKS INC		2008-09-10	2010-02-03
EZ	24 KIMBERLY CLARK CORP		2010-08-25	2010-11-29
FA	199 KIMBERLY CLARK CORP		2010-03-10	2010-12-09
FB	121 LAM RESEARCH CORP		2010-05-05	2010-12-21
FC	136 LAS VEGAS SANDS CORP		2010-05-27	2010-06-29
FD	2 LAS VEGAS SANDS CORP		2010-01-12	2010-08-05
FE	33 LAS VEGAS SANDS CORP		2010-01-12	2010-09-30
FF	53 LAS VEGAS SANDS CORP		2009-11-18	2010-10-11
FG	27 LAS VEGAS SANDS CORP		2009-11-18	2010-10-28
FH	51 LAS VEGAS SANDS CORP		2010-02-01	2010-11-08
FI	8 LEAR CORP W I		2010-07-23	2010-08-11
FJ	39 LEAR CORP W I		2010-07-23	2010-09-15
FK	87 LOWES CO INC		2010-05-11	2010-06-18
FL	63 LOWES CO INC		2008-12-05	2010-06-18
FM	171 LOWES CO INC		2009-02-10	2010-08-05
FN	86 MANPOWER INC		2010-02-03	2010-06-10
FO	13 MASTERCARD INC		2010-10-22	2010-12-17
FP	120 MCDERMOTT INTL INC		2010-04-23	2010-05-05
FQ	46 MCDONALDS CORP		2008-10-08	2010-02-04
FR	27 MCDONALDS CORP		2009-08-26	2010-09-27
FS	13 MCDONALDS CORP		2009-04-13	2010-10-28
FT	21 MCKESSON CORPORATION		2009-11-23	2010-01-08
FU	7 MCKESSON CORPORATION		2009-10-27	2010-02-10
FV	27 MCKESSON CORPORATION		2010-04-26	2010-08-11
FW	51 MCKESSON CORPORATION		2010-04-26	2010-08-16
FX	151 MICRON TECHNOLOGY INC		2009-10-14	2010-01-05

Form 990PF Part IV - Capital Gains and Losses for Tax on Investment Income - Columns a - d

(a) List and describe the kind(s) of property sold (e g , real estate, 2-story brick warehouse, or common stock, 200 shs MLC Co)		(b) How acquired P—Purchase D—Donation	(c) Date acquired (mo , day, yr)	(d) Date sold (mo , day, yr)
FY	111 MICRON TECHNOLOGY INC		2009-10-14	2010-01-13
FZ	52 MICRON TECHNOLOGY INC		2009-12-01	2010-03-17
GA	305 MICRON TECHNOLOGY INC		2010-05-06	2010-06-03
GB	186 MICRON TECHNOLOGY INC		2009-12-01	2010-07-29
GC	407 MICRON TECHNOLOGY INC		2010-08-13	2010-10-06
GD	933 MITSUBISHI UFJ FINL GRP A D R		2008-05-09	2010-10-15
GE	14 MITSUI & CO LTD SPSD ADR		2009-12-10	2010-08-12
GF	21 MONSANTO CO		2008-01-03	2010-03-01
GG	10 MONSANTO CO		2009-12-01	2010-04-15
GH	7 MONSANTO CO		2008-01-03	2010-04-15
GI	31 MONSANTO CO		2008-01-03	2010-04-23
GJ	102 MONSANTO CO		2010-09-14	2010-09-28
GK	419 MOTOROLA INC		2010-09-09	2010-10-12
GL	155 MOTOROLA INC		2010-09-09	2010-10-28
GM	322 MOTOROLA INC		2010-08-13	2010-10-28
GN	187 MTN GROUP LTD A D R		2009-05-05	2010-02-16
GO	522 NATIONAL BANK OF GREECE A D R		2009-09-29	2010-03-10
GP	862 NATIONAL BANK OF GREECE A D R		2009-12-16	2010-04-27
GQ	84 NATIONAL GRID PLC SP A D R		2009-01-12	2010-02-16
GR	20 NATIONAL OILWELL VARCO INC		2010-09-22	2010-11-22
GS	55 NESTLE SA SPONSORED A D R		2008-01-03	2010-11-09
GT	142 NIDEC CORPORATION A D R		2010-04-23	2010-09-15
GU	49 NIKE INC		2009-11-23	2010-01-12
GV	12 NIKE INC		2008-01-03	2010-03-08
GW	21 NIKE INC		2009-06-18	2010-06-14
GX	39 NIKE INC		2009-01-26	2010-06-14
GY	59 NOVARTIS AG A D R		2006-08-29	2010-12-16
GZ	79 NUCOR CORP		2009-05-29	2010-01-26
HA	83 OCCIDENTAL PETROLEUM CORPORATION		2009-02-12	2010-12-03
HB	5 OWENS & MINOR INC		2009-03-23	2010-04-07

Form 990PF Part IV - Capital Gains and Losses for Tax on Investment Income - Columns a - d

(a) List and describe the kind(s) of property sold (e g , real estate, 2-story brick warehouse, or common stock, 200 shs MLC Co)		(b) How acquired P—Purchase D—Donation	(c) Date acquired (mo , day, yr)	(d) Date sold (mo , day, yr)
HC	388 OWENS & MINOR INC		2009-03-23	2010-12-01
HD	22 P N C FINANCIAL SERVICES GROUP INC		2009-04-30	2010-01-07
HE	72 PEPSICO INC		2008-09-17	2010-07-06
HF	40 PEPSICO INC		2008-09-17	2010-10-11
HG	31 PEPSICO INC		2008-09-17	2010-11-05
HH	556 PFIZER INC		2010-02-10	2010-03-19
HI	17 T ROWE PRICE GROUP INC		2010-04-22	2010-06-17
HJ	9 T ROWE PRICE GROUP INC		2008-01-03	2010-06-17
HK	10 T ROWE PRICE GROUP INC		2009-09-18	2010-08-13
HL	54 T ROWE PRICE GROUP INC		2008-04-23	2010-08-13
HM	12 PRICELINE COM INC		2010-07-16	2010-12-03
HN	56 PROCTER & GAMBLE CO		2008-05-08	2010-03-08
HO	64 PRUDENTIAL FINANCIAL INC		2010-04-22	2010-09-22
HP	95 PULTE GROUP INC		2009-12-03	2010-10-11
HQ	55 PULTE GROUP INC		2009-09-21	2010-10-11
HR	175 PULTE GROUP INC		2009-09-21	2010-10-18
HS	138 QUALCOMM INC		2008-02-15	2010-02-17
HT	18 QUALCOMM INC		2010-02-01	2010-04-23
HU	54 QUALCOMM INC		2008-02-15	2010-04-23
HV	114 QUALCOMM INC		2008-02-14	2010-05-04
HW	163 QUANTA SVCS INC		2010-06-23	2010-08-05
HX	85 RWE AG A D R		2008-01-03	2010-10-15
HY	15 RIO TINTO PLC A D R		2010-01-26	2010-04-23
HZ	72 RIO TINTO PLC A D R		2009-08-27	2010-05-06
IA	88 RIO TINTO PLC A D R		2009-08-19	2010-05-10
IB	56 ROGERS COMMUNICATIONS INC CL B		2010-02-26	2010-12-20
IC	20 SALESFORCE COM INC		2010-02-17	2010-03-17
ID	70 SANDISK CORP		2010-07-29	2010-11-09
IE	62 SCHLUMBERGER LTD		2010-03-23	2010-06-02
IF	229 SCHWAB CHARLES CORP		2010-04-23	2010-06-03

Form 990PF Part IV - Capital Gains and Losses for Tax on Investment Income - Columns a - d

(a) List and describe the kind(s) of property sold (e g , real estate, 2-story brick warehouse, or common stock, 200 shs MLC Co)		(b) How acquired P—Purchase D—Donation	(c) Date acquired (mo , day, yr)	(d) Date sold (mo , day, yr)
IG	85 SHIRE PLC A D R		2010-04-26	2010-06-07
IH	116 SOUTHERN CO		2009-10-20	2010-05-04
II	71 SOUTHWESTERN ENERGY CO		2010-06-21	2010-07-19
IJ	28 SOUTHWESTERN ENERGY CO		2010-06-16	2010-09-22
IK	69 SOUTHWESTERN ENERGY CO		2008-10-24	2010-09-22
IL	32 STAPLES INC		2008-05-15	2010-06-22
IM	60 STAPLES INC		2008-03-18	2010-07-14
IN	73 STARBUCKS CORP		2010-06-17	2010-11-08
IO	38 STARBUCKS CORP		2010-06-11	2010-12-15
IP	23 STARWOOD HOTELS & RESORTS		2010-02-03	2010-10-22
IQ	135 STATOIL ASA A D R		2008-01-03	2010-11-22
IR	200 STERLITE INDS INDIA A D S		2009-05-06	2010-06-09
IS	90 STRYKER CORP		2010-05-04	2010-06-09
IT	192 SYSCO CORP		2010-06-07	2010-08-09
IU	401 SYSCO CORP		2008-01-03	2010-12-01
IV	136 TAIWAN SEMICONDUCTOR A D R		2009-04-29	2010-01-05
IW	574 TAIWAN SEMICONDUCTOR A D R		2009-04-29	2010-01-13
IX	51 TELEFONICA SA SPON A D R		2008-01-03	2010-11-09
IY	186 TENARIS SA ADR		2010-01-13	2010-06-09
IZ	20 TEVA PHARMACEUTICAL INDS LTD A D R		2009-03-25	2010-01-12
JA	33 TEVA PHARMACEUTICAL INDS LTD A D R		2010-03-19	2010-04-29
JB	8 TEVA PHARMACEUTICAL INDS LTD A D R		2009-04-22	2010-04-29
JC	57 TEVA PHARMACEUTICAL INDS LTD A D R		2009-04-22	2010-05-21
JD	116 THERMO FISHER SCIENTIFIC INC		2009-06-18	2010-08-03
JE	700 3M CO		1993-06-27	2010-06-16
JF	62 TOTALS A A D R		2009-04-13	2010-02-26
JG	7 TOTALS A A D R		2009-02-05	2010-02-26
JH	64 TOTALS A A D R		2008-01-03	2010-03-10
JI	33 TOTALS A A D R		2009-03-11	2010-03-12
JJ	60 TOYOTA MTR CORP A D R		2008-01-03	2010-02-11

Form 990PF Part IV - Capital Gains and Losses for Tax on Investment Income - Columns a - d

(a) List and describe the kind(s) of property sold (e g , real estate, 2-story brick warehouse, or common stock, 200 shs MLC Co)		(b) How acquired P—Purchase D—Donation	(c) Date acquired (mo , day, yr)	(d) Date sold (mo , day, yr)
JK	36 UNITED TECHNOLOGIES CORP		2008-01-03	2010-07-14
JL	13 UNITED TECHNOLOGIES CORP		2008-01-03	2010-08-13
JM	56 UNITED HEALTH GROUP INCORPORATED		2009-12-17	2010-04-16
JN	61 UNITED HEALTH GROUP INCORPORATED		2009-12-17	2010-04-22
JO	45 UNIVERSAL HEALTH SVCS INC CL B		2010-05-21	2010-12-16
JP	33 URBAN OUTFITTERS INC		2010-06-29	2010-10-11
JQ	86 URBAN OUTFITTERS INC		2010-07-13	2010-11-05
JR	54 VERIZON COMMUNICATIONS INC		2003-07-11	2010-02-26
JS	35 VERIZON COMMUNICATIONS INC		2003-07-11	2010-03-08
JT	9 VERIZON COMMUNICATIONS INC		2003-07-11	2010-10-28
JU	51 VISA INC CLASS A SHRS		2009-01-09	2010-06-04
JV	16 VMWARE INC CL A		2010-05-11	2010-06-17
JW	10 VMWARE INC CL A		2010-05-11	2010-08-12
JX	32 VMWARE INC CL A		2010-05-11	2010-10-08
JY	14 VMWARE INC CL A		2010-04-22	2010-11-30
JZ	28 VMWARE INC CL A		2010-05-10	2010-12-16
KA	61 WMS INDS INC		2010-11-09	2010-12-10
KB	11 WASTE MGMT INC		2009-02-05	2010-02-26
KC	344 WASTE MGMT INC		2008-11-26	2010-06-16
KD	41 WASTE MGMT INC		2009-02-05	2010-06-22
KE	29 WASTE MGMT INC		2008-10-08	2010-10-28
KF	72 WATERS CORP		2010-02-10	2010-06-10
KG	154 WELLS FARGO CO		2010-05-05	2010-07-16
KH	46 WHIRLPOOL CORP		2010-07-19	2010-08-17
KI	62 WHOLE FOODS MKT INC		2010-02-17	2010-06-07
KJ	19 WHOLE FOODS MKT INC		2009-11-09	2010-08-13
KK	77 WHOLE FOODS MKT INC		2010-01-26	2010-10-12
KL	9 X T O ENERGY INC		2009-06-26	2010-01-07
KM	41 X T O ENERGY INC		2009-06-26	2010-01-19
KN	98 XILINX INC		2008-04-11	2010-03-17

Form 990PF Part IV - Capital Gains and Losses for Tax on Investment Income - Columns a - d

(a) List and describe the kind(s) of property sold (e g , real estate, 2-story brick warehouse, or common stock, 200 shs MLC Co)		(b) How acquired P—Purchase D—Donation	(c) Date acquired (mo , day, yr)	(d) Date sold (mo , day, yr)
KO	44 XILINX INC		2009-04-29	2010-04-26
KP	141 XILINX INC		2008-07-07	2010-04-26
KQ	78 CENTRAL EUROPEAN MEDIA ENT A		2009-04-14	2010-08-06
KR	108 INVESCO LTD		2009-04-01	2010-04-14
KS	127 MARVELL TECHNOLOGY GROUP LTD		2010-04-23	2010-06-21
KT	166 MARVELL TECHNOLOGY GROUP LTD		2010-02-17	2010-06-24
KU	52 ACE LTD		2008-09-18	2010-03-22
KV	6 ALCON INC		2009-09-21	2010-01-21
KW	22 ALCON INC		2009-09-21	2010-02-16
KX	57 WEATHERFORD INTERNATIONAL LTD		2009-02-27	2010-03-01
KY	27 WEATHERFORD INTERNATIONAL LTD		2009-11-18	2010-03-23
KZ	115 WEATHERFORD INTERNATIONAL LTD		2009-02-27	2010-03-23
LA	60 TRANSOCEAN LTD		2010-03-12	2010-06-01
LB	33 ASML HOLDING NV NY REG SHS		2009-11-30	2010-06-17
LC	32 ASML HOLDING NV NY REG SHS		2009-11-30	2010-08-12
LD	CAPITAL GAIN DIVIDENDS	P		

Form 990PF Part IV - Capital Gains and Losses for Tax on Investment Income - Columns e - h

(e) Gross sales price		(f) Depreciation allowed (or allowable)	(g) Cost or other basis plus expense of sale	(h) Gain or (loss) (e) plus (f) minus (g)
A	1,981		2,310	-329
B	2,898		3,627	-729
C	2,995		2,976	19
D	8,930		12,092	-3,162
E	1,258		1,272	-14
F	428		403	25
G	662		660	2
H	6,022		6,468	-446
I	2,301		1,645	656
J	1,441		1,275	166
K	1,465		1,522	-57
L	826		705	121
M	3,815		3,702	113
N	1,232		1,285	-53
O	1,073		964	109
P	4,962		2,933	2,029
Q	5,805		3,068	2,737
R	1,877		2,093	-216
S	1,335		1,562	-227
T	2,993		2,796	197
U	5,649		6,046	-397
V	1,002		890	112
W	3,378		2,863	515
X	5,746		6,010	-264
Y	507		477	30
Z	922		1,022	-100
AA	4,443		6,713	-2,270
AB	1,999		2,226	-227
AC	3,632		5,075	-1,443
AD	5,281		6,207	-926

Form 990PF Part IV - Capital Gains and Losses for Tax on Investment Income - Columns e - h

(e) Gross sales price		(f) Depreciation allowed (or allowable)	(g) Cost or other basis plus expense of sale	(h) Gain or (loss) (e) plus (f) minus (g)
A E	3,063		4,132	-1,069
A F	3,089		3,549	-460
A G	4,107		3,702	405
A H	2,470		2,033	437
A I	1,269		2,016	-747
A J	3,017		3,093	-76
A K	4,188		3,680	508
A L	207		178	29
A M	3,246		2,530	716
A N	4,677		10,989	-6,312
A O	1,239		846	393
A P	1,210		846	364
A Q	3,910		8,189	-4,279
A R	3,315		3,103	212
A S	4,024		7,144	-3,120
A T	3,234		3,140	94
A U	1,463		2,073	-610
A V	1,359		1,681	-322
A W	1,434		1,624	-190
A X	6,051		4,764	1,287
A Y	568		529	39
A Z	548		338	210
B A	1,579		1,673	-94
B B	3,219		2,667	552
B C	3,761		2,914	847
B D	4,527		3,066	1,461
B E	2,547		2,943	-396
B F	2,547		3,004	-457
B G	3,092		942	2,150
B H	1,284		1,200	84

Form 990PF Part IV - Capital Gains and Losses for Tax on Investment Income - Columns e - h

(e) Gross sales price		(f) Depreciation allowed (or allowable)	(g) Cost or other basis plus expense of sale	(h) Gain or (loss) (e) plus (f) minus (g)
BI	1,296		1,193	103
BJ	2,267		2,007	260
BK	1,076		1,187	-111
BL	2,130		1,930	200
BM	1,278		1,170	108
BN	3,237		2,833	404
BO	451		396	55
BP	5,488		4,855	633
BQ	16,465		18,338	-1,873
BR	1,804		1,622	182
BS	1,100		512	588
BT	1,887		1,440	447
BU	2,346		2,361	-15
BV	5,788		4,735	1,053
BW	1,044		916	128
BX	3,627		3,169	458
BY	3,635		3,096	539
BZ	1,791		2,078	-287
CA	1,969		2,050	-81
CB	1,497		1,322	175
CC	3,337		3,913	-576
CD	2,001		2,344	-343
CE	735		259	476
CF	3,333		956	2,377
CG	5,290		3,874	1,416
CH	1,626		1,459	167
CI	2,266		1,938	328
CJ	1,158		978	180
CK	1,801		1,420	381
CL	3,265		2,533	732

Form 990PF Part IV - Capital Gains and Losses for Tax on Investment Income - Columns e - h

(e) Gross sales price		(f) Depreciation allowed (or allowable)	(g) Cost or other basis plus expense of sale	(h) Gain or (loss) (e) plus (f) minus (g)
CM	3,118		3,811	-693
CN	3,809		4,047	-238
CO	5,102		4,731	371
CP	21		21	
CQ	687		641	46
CR	1,440		1,227	213
CS	2,035		1,530	505
CT	739		741	-2
CU	6,066		5,878	188
CV	3,179		7,676	-4,497
CW	4,523		5,114	-591
CX	696		699	-3
CY	3,511		3,201	310
CZ	3,035		2,157	878
DA	2,898		3,337	-439
DB	1,633		1,158	475
DC	1,746		1,893	-147
DD	124		131	-7
DE	1,174		1,612	-438
DF	1,460		1,229	231
DG	3,080		1,484	1,596
DH	697		263	434
DI	3,924		2,821	1,103
DJ	1,000		1,008	-8
DK	2,515		2,374	141
DL	2,904		2,499	405
DM	4,253		5,994	-1,741
DN	3,326		4,192	-866
DO	1,123		924	199
DP	5		7	-2

Form 990PF Part IV - Capital Gains and Losses for Tax on Investment Income - Columns e - h

(e) Gross sales price		(f) Depreciation allowed (or allowable)	(g) Cost or other basis plus expense of sale	(h) Gain or (loss) (e) plus (f) minus (g)
DQ	1		1	
DR	38		40	-2
DS	186		245	-59
DT	1,014		1,240	-226
DU	5,044		5,555	-511
DV	2,728		3,090	-362
DW	5,245		2,607	2,638
DX	4,594		4,998	-404
DY	3,104		2,851	253
DZ	6,725		7,027	-302
EA	1,847		1,781	66
EB	2,287		2,524	-237
EC	585		930	-345
ED	5,363		6,969	-1,606
EE	10,271		8,861	1,410
EF	1,353		1,143	210
EG	4,179		4,019	160
EH	1,269		1,337	-68
EI	264		327	-63
EJ	7,037		7,535	-498
EK	754		944	-190
EL	1,146		1,342	-196
EM	4,353		3,993	360
EN	1,089		1,081	8
EO	1,141		1,265	-124
EP	14,747		16,773	-2,026
EQ	2,743		2,817	-74
ER	6,122		6,360	-238
ES	1,556		1,825	-269
ET	778		774	4

Form 990PF Part IV - Capital Gains and Losses for Tax on Investment Income - Columns e - h

(e) Gross sales price		(f) Depreciation allowed (or allowable)	(g) Cost or other basis plus expense of sale	(h) Gain or (loss) (e) plus (f) minus (g)
EU	2,341		2,819	-478
EV	3,093		3,549	-456
EW	1,138		1,130	8
EX	928		528	400
EY	5,219		5,357	-138
EZ	1,476		1,555	-79
FA	12,326		11,863	463
FB	6,362		5,117	1,245
FC	3,139		3,036	103
FD	58		38	20
FE	1,156		602	554
FF	2,029		965	1,064
FG	1,207		492	715
FH	2,706		877	1,829
FI	631		586	45
FJ	2,807		2,791	16
FK	1,987		2,146	-159
FL	1,439		1,214	225
FM	3,542		3,163	379
FN	3,646		4,922	-1,276
FO	2,872		3,141	-269
FP	3,058		3,406	-348
FQ	2,957		2,535	422
FR	2,024		1,534	490
FS	1,008		730	278
FT	1,278		1,320	-42
FU	409		422	-13
FV	1,636		1,812	-176
FW	3,123		3,084	39
FX	1,678		1,347	331

Form 990PF Part IV - Capital Gains and Losses for Tax on Investment Income - Columns e - h

(e) Gross sales price		(f) Depreciation allowed (or allowable)	(g) Cost or other basis plus expense of sale	(h) Gain or (loss) (e) plus (f) minus (g)
FY	1,131		990	141
FZ	541		400	141
GA	2,791		2,750	41
GB	1,441		1,360	81
GC	2,772		2,945	-173
GD	4,286		8,768	-4,482
GE	3,766		3,928	-162
GF	1,483		2,549	-1,066
GG	656		830	-174
GH	459		850	-391
GI	2,025		3,763	-1,738
GJ	4,936		5,946	-1,010
GK	3,394		3,372	22
GL	1,310		1,236	74
GM	2,608		2,518	90
GN	2,615		2,625	-10
GO	2,244		3,729	-1,485
GP	2,265		4,966	-2,701
GQ	4,233		4,828	-595
GR	1,196		864	332
GS	3,154		2,536	618
GT	3,178		3,698	-520
GU	3,167		3,199	-32
GV	822		753	69
GW	1,516		1,191	325
GX	2,816		2,116	700
GY	3,439		3,383	56
GZ	3,459		2,929	530
HA	7,540		4,033	3,507
HB	16		11	5

Form 990PF Part IV - Capital Gains and Losses for Tax on Investment Income - Columns e - h

(e) Gross sales price		(f) Depreciation allowed (or allowable)	(g) Cost or other basis plus expense of sale	(h) Gain or (loss) (e) plus (f) minus (g)
HC	11,164		8,703	2,461
HD	1,232		895	337
HE	4,413		5,258	-845
HF	2,618		2,921	-303
HG	2,018		2,264	-246
HH	9,396		9,681	-285
HI	840		1,000	-160
HJ	445		531	-86
HK	463		463	
HL	2,501		3,013	-512
HM	4,876		2,618	2,258
HN	3,544		3,706	-162
HO	3,610		4,128	-518
HP	769		866	-97
HQ	446		691	-245
HR	1,412		2,199	-787
HS	5,419		5,811	-392
HT	681		700	-19
HU	2,042		2,251	-209
HV	4,242		4,671	-429
HW	3,218		3,721	-503
HX	5,901		12,287	-6,386
HY	3,483		2,868	615
HZ	3,339		2,790	549
IA	4,358		3,356	1,002
IB	1,901		1,823	78
IC	1,528		1,349	179
ID	2,768		2,968	-200
IE	3,414		3,918	-504
IF	3,803		4,217	-414

Form 990PF Part IV - Capital Gains and Losses for Tax on Investment Income - Columns e - h

(e) Gross sales price		(f) Depreciation allowed (or allowable)	(g) Cost or other basis plus expense of sale	(h) Gain or (loss) (e) plus (f) minus (g)
IG	5,205		4,746	459
IH	3,982		3,852	130
II	2,589		3,177	-588
IJ	899		1,204	-305
IK	2,214		2,248	-34
IL	685		717	-32
IM	1,195		1,334	-139
IN	2,247		2,019	228
IO	1,208		1,027	181
IP	1,314		851	463
IQ	2,786		4,315	-1,529
IR	2,655		1,940	715
IS	4,519		5,217	-698
IT	5,907		5,685	222
IU	11,751		12,387	-636
IV	1,557		1,390	167
IW	6,154		5,371	783
IX	3,928		4,848	-920
IY	6,600		7,608	-1,008
IZ	1,171		914	257
JA	1,922		2,090	-168
JB	466		359	107
JC	3,066		2,452	614
JD	5,177		4,724	453
JE	56,017		18,155	37,862
JF	3,456		3,001	455
JG	390		366	24
JH	3,725		5,457	-1,732
JI	1,925		1,581	344
JJ	4,521		6,413	-1,892

Form 990PF Part IV - Capital Gains and Losses for Tax on Investment Income - Columns e - h

(e) Gross sales price		(f) Depreciation allowed (or allowable)	(g) Cost or other basis plus expense of sale	(h) Gain or (loss) (e) plus (f) minus (g)
JK	2,439		2,752	-313
JL	919		994	-75
JM	1,717		2,615	-898
JN	1,828		1,965	-137
JO	1,936		1,889	47
JP	1,017		1,138	-121
JQ	2,785		2,920	-135
JR	1,560		2,004	-444
JS	1,034		1,299	-265
JT	293		313	-20
JU	3,721		2,744	977
JV	1,163		994	169
JW	748		621	127
JX	2,430		1,982	448
JY	1,127		861	266
JZ	2,463		1,674	789
KA	2,889		2,708	181
KB	362		328	34
KC	11,517		9,616	1,901
KD	1,373		1,217	156
KE	1,046		850	196
KF	4,913		4,297	616
KG	4,091		5,128	-1,037
KH	3,606		4,075	-469
KI	2,341		1,907	434
KJ	681		544	137
KK	2,750		2,203	547
KL	431		344	87
KM	1,934		1,566	368
KN	2,676		2,362	314

Form 990PF Part IV - Capital Gains and Losses for Tax on Investment Income - Columns e - h

(e) Gross sales price		(f) Depreciation allowed (or allowable)	(g) Cost or other basis plus expense of sale	(h) Gain or (loss) (e) plus (f) minus (g)
KO	1,198		890	308
KP	3,840		3,387	453
KQ	1,787		1,329	458
KR	2,429		1,568	861
KS	2,427		2,650	-223
KT	2,923		3,310	-387
KU	2,718		3,001	-283
KV	930		847	83
KW	3,469		2,726	743
KX	945		610	335
KY	424		505	-81
KZ	1,804		1,231	573
LA	3,084		4,673	-1,589
LB	1,008		1,019	-11
LC	909		970	-61
LD				25

Form 990PF Part IV - Capital Gains and Losses for Tax on Investment Income - Columns i - I

Complete only for assets showing gain in column (h) and owned by the foundation on 12/31/69				(l) Gains (Col (h) gain minus col (k), but not less than -0-) or Losses (from col (h))
(i) F M V as of 12/31/69		(j) Adjusted basis as of 12/31/69	(k) Excess of col (i) over col (j), if any	
A				-329
B				-729
C				19
D				-3,162
E				-14
F				25
G				2
H				-446
I				656
J				166
K				-57
L				121
M				113
N				-53
O				109
P				2,029
Q				2,737
R				-216
S				-227
T				197
U				-397
V				112
W				515
X				-264
Y				30
Z				-100
AA				-2,270
AB				-227
AC				-1,443
AD				-926

Form 990PF Part IV - Capital Gains and Losses for Tax on Investment Income - Columns i - I

Complete only for assets showing gain in column (h) and owned by the foundation on 12/31/69				(l) Gains (Col (h) gain minus col (k), but not less than -0-) or Losses (from col (h))
(i) F M V as of 12/31/69		(j) Adjusted basis as of 12/31/69	(k) Excess of col (i) over col (j), if any	
AE				-1,069
AF				-460
AG				405
AH				437
AI				-747
AJ				-76
AK				508
AL				29
AM				716
AN				-6,312
AO				393
AP				364
AQ				-4,279
AR				212
AS				-3,120
AT				94
AU				-610
AV				-322
AW				-190
AX				1,287
AY				39
AZ				210
BA				-94
BB				552
BC				847
BD				1,461
BE				-396
BF				-457
BG				2,150
BH				84

Form 990PF Part IV - Capital Gains and Losses for Tax on Investment Income - Columns i - l

Complete only for assets showing gain in column (h) and owned by the foundation on 12/31/69				(l) Gains (Col (h) gain minus col (k), but not less than -0-) or Losses (from col (h))
(i) F M V as of 12/31/69		(j) Adjusted basis as of 12/31/69	(k) Excess of col (i) over col (j), if any	
BI				103
BJ				260
BK				-111
BL				200
BM				108
BN				404
BO				55
BP				633
BQ				-1,873
BR				182
BS				588
BT				447
BU				-15
BV				1,053
BW				128
BX				458
BY				539
BZ				-287
CA				-81
CB				175
CC				-576
CD				-343
CE				476
CF				2,377
CG				1,416
CH				167
CI				328
CJ				180
CK				381
CL				732

Form 990PF Part IV - Capital Gains and Losses for Tax on Investment Income - Columns i - l

Complete only for assets showing gain in column (h) and owned by the foundation on 12/31/69			(l) Gains (Col (h) gain minus col (k), but not less than -0-) or Losses (from col (h))
(i) F M V as of 12/31/69		(j) Adjusted basis as of 12/31/69	
CM			-693
CN			-238
CO			371
CP			
CQ			46
CR			213
CS			505
CT			-2
CU			188
CV			-4,497
CW			-591
CX			-3
CY			310
CZ			878
DA			-439
DB			475
DC			-147
DD			-7
DE			-438
DF			231
DG			1,596
DH			434
DI			1,103
DJ			-8
DK			141
DL			405
DM			-1,741
DN			-866
DO			199
DP			-2

Form 990PF Part IV - Capital Gains and Losses for Tax on Investment Income - Columns i - l

Complete only for assets showing gain in column (h) and owned by the foundation on 12/31/69		(l) Gains (Col (h) gain minus col (k), but not less than -0-) or Losses (from col (h))	
(i) F M V as of 12/31/69	(j) Adjusted basis as of 12/31/69		
DQ			
DR			-2
DS			-59
DT			-226
DU			-511
DV			-362
DW			2,638
DX			-404
DY			253
DZ			-302
EA			66
EB			-237
EC			-345
ED			-1,606
EE			1,410
EF			210
EG			160
EH			-68
EI			-63
EJ			-498
EK			-190
EL			-196
EM			360
EN			8
EO			-124
EP			-2,026
EQ			-74
ER			-238
ES			-269
ET			4

Form 990PF Part IV - Capital Gains and Losses for Tax on Investment Income - Columns i - I

Complete only for assets showing gain in column (h) and owned by the foundation on 12/31/69				(l) Gains (Col (h) gain minus col (k), but not less than -0-) or Losses (from col (h))
(i) F M V as of 12/31/69		(j) Adjusted basis as of 12/31/69	(k) Excess of col (i) over col (j), if any	
EU				-478
EV				-456
EW				8
EX				400
EY				-138
EZ				-79
FA				463
FB				1,245
FC				103
FD				20
FE				554
FF				1,064
FG				715
FH				1,829
FI				45
FJ				16
FK				-159
FL				225
FM				379
FN				-1,276
FO				-269
FP				-348
FQ				422
FR				490
FS				278
FT				-42
FU				-13
FV				-176
FW				39
FX				331

Form 990PF Part IV - Capital Gains and Losses for Tax on Investment Income - Columns i - l

Complete only for assets showing gain in column (h) and owned by the foundation on 12/31/69			(l) Gains (Col (h) gain minus col (k), but not less than -0-) or Losses (from col (h))
(i) F M V as of 12/31/69		(j) Adjusted basis as of 12/31/69	
FY			141
FZ			141
GA			41
GB			81
GC			-173
GD			-4,482
GE			-162
GF			-1,066
GG			-174
GH			-391
GI			-1,738
GJ			-1,010
GK			22
GL			74
GM			90
GN			-10
GO			-1,485
GP			-2,701
GQ			-595
GR			332
GS			618
GT			-520
GU			-32
GV			69
GW			325
GX			700
GY			56
GZ			530
HA			3,507
HB			5

Form 990PF Part IV - Capital Gains and Losses for Tax on Investment Income - Columns i - I

Complete only for assets showing gain in column (h) and owned by the foundation on 12/31/69				(l) Gains (Col (h) gain minus col (k), but not less than -0-) or Losses (from col (h))
(i) F M V as of 12/31/69		(j) Adjusted basis as of 12/31/69	(k) Excess of col (i) over col (j), if any	
HC				2,461
HD				337
HE				-845
HF				-303
HG				-246
HH				-285
HI				-160
HJ				-86
HK				
HL				-512
HM				2,258
HN				-162
HO				-518
HP				-97
HQ				-245
HR				-787
HS				-392
HT				-19
HU				-209
HV				-429
HW				-503
HX				-6,386
HY				615
HZ				549
IA				1,002
IB				78
IC				179
ID				-200
IE				-504
IF				-414

Form 990PF Part IV - Capital Gains and Losses for Tax on Investment Income - Columns i - I

Complete only for assets showing gain in column (h) and owned by the foundation on 12/31/69				(I) Gains (Col (h) gain minus col (k), but not less than -0-) or Losses (from col (h))
(i) F M V as of 12/31/69		(j) Adjusted basis as of 12/31/69	(k) Excess of col (i) over col (j), if any	
IG				459
IH				130
II				-588
IJ				-305
IK				-34
IL				-32
IM				-139
IN				228
IO				181
IP				463
IQ				-1,529
IR				715
IS				-698
IT				222
IU				-636
IV				167
IW				783
IX				-920
IY				-1,008
IZ				257
JA				-168
JB				107
JC				614
JD				453
JE				37,862
JF				455
JG				24
JH				-1,732
JI				344
JJ				-1,892


Form 990PF Part IV - Capital Gains and Losses for Tax on Investment Income - Columns i - l

Complete only for assets showing gain in column (h) and owned by the foundation on 12/31/69				(l) Gains (Col (h) gain minus col (k), but not less than -0-) or Losses (from col (h))
(i) F M V as of 12/31/69		(j) Adjusted basis as of 12/31/69	(k) Excess of col (i) over col (j), if any	
JK				-313
JL				-75
JM				-898
JN				-137
JO				47
JP				-121
JQ				-135
JR				-444
JS				-265
JT				-20
JU				977
JV				169
JW				127
JX				448
JY				266
JZ				789
KA				181
KB				34
KC				1,901
KD				156
KE				196
KF				616
KG				-1,037
KH				-469
KI				434
KJ				137
KK				547
KL				87
KM				368
KN				314


Form 990PF Part IV - Capital Gains and Losses for Tax on Investment Income - Columns i - l

Complete only for assets showing gain in column (h) and owned by the foundation on 12/31/69				(l) Gains (Col (h) gain minus col (k), but not less than -0-) or Losses (from col (h))
(i) F M V as of 12/31/69		(j) Adjusted basis as of 12/31/69	(k) Excess of col (i) over col (j), if any	
KO				308
KP				453
KQ				458
KR				861
KS				-223
KT				-387
KU				-283
KV				83
KW				743
KX				335
KY				-81
KZ				573
LA				-1,589
LB				-11
LC				-61
LD				

Form 990PF Part XV Line 3 - Grants and Contributions Paid During the Year or Approved for Future Payment

Recipient	If recipient is an individual, show any relationship to any foundation manager or substantial contributor	Foundation status of recipient	Purpose of grant or contribution	Amount
Name and address (home or business)				
a Paid during the year				
FRIENDS OF THE MINNESOTA SINFONIA C/O RAPHAEL FISHMAN 301 NORTH THIRD STREET 112 MINNEAPOLIS,MN 554011022	NONE	N/A	GENERAL	10,000
MINNESOTA OPERA COMPANY 620 NORTH FIRST STREET MINNEAPOLIS,MN 55401	NONE	N/A	GENERAL	7,500
THE MINNESOTA ORCHESTRAL ASSOCIATION 1111 NICOLLET MALL MINNEAPOLIS,MN 554032477	NONE	N/A	GENERAL	7,500
MUSIC IN THE PARK SERIES 2225 DOSWELL AVENUE ST PAUL,MN 55108	NONE	N/A	GENERAL	5,000
THE ROSE ENSEMBLE 314 LANDMARK CENTER ST PAUL,MN 55102	NONE	N/A	GENERAL	10,000
SAINT PAUL CHAMBER ORCHESTRA 408 ST PETER STREET ST PAUL,MN 551021497	NONE	N/A	GENERAL	25,000
THE SCHUBERT CLUB 75 W FIFTH ST 302 LANDMARK CENTER ST PAUL,MN 55102	NONE	N/A	GENERAL	15,000
SIGHT & HEARING ASSOCIATION 674 TRANSFER ROAD ST PAUL,MN 551141402	NONE	N/A	GENERAL	15,000
ORDWAY CENTER FOR THE PERFORMING ARTS 345 WASHINGTON STREET ST PAUL,MN 551021495	NONE	N/A	GENERAL	5,000
REGIONS HOSPITAL FOUNDATION 640 JACKSON STREET ST PAUL,MN 551012595	NONE	N/A	GENERAL	10,000
SAINT PAUL CONSERVATORY OF MUSIC 29 EAST EXCHANGE ST ST PAUL,MN 55101	NONE	N/A	COFFEE CONCERT SERIES	4,000
MCPHAIL CENTER FOR MUSIC 501 SOUTH SECOND STREET MINNEAPOLIS,MN 55401	NONE	N/A	CHAMBER MUSIC PROGRAM	10,000
GREATER TWIN CITIES YOUTH SYMPHONIES 528 HENNEPIN AVENUE SUITE 404 MINNEAPOLIS,MN 55403	NONE	N/A	GENERAL	5,000
CHILDREN'S HOSPITAL ASSOCIATION C/O DIANE SWANSON 347 N SMITH AVE 501 ST PAUL,MN 55102	NONE	N/A	GENERAL OPERATIONS	5,000
FRIENDS OF ARTARIA STRING QUARTET 205 WATER STREET S NORTHFIELD,MN 55057	NONE	N/A	GENERAL	6,000
Total  3a				283,000

Form 990PF Part XV Line 3 - Grants and Contributions Paid During the Year or Approved for Future Payment

Recipient	If recipient is an individual, show any relationship to any foundation manager or substantial contributor	Foundation status of recipient	Purpose of grant or contribution	Amount
Name and address (home or business)				
a <i>Paid during the year</i>				
UNITED HOSPITAL FOUNDATION 333 NORTH SMITH AVENUE ST PAUL, MN 55101	NONE	N/A	GENERAL	20,000
MINNESOTA YOUTH SYMPHONIES 790 CLEVELAND AVE S STE 203 ST PAUL, MN 55116	NONE	N/A	GENERAL	5,000
GILDA'S CLUB TWIN CITIES 5115 EXCELSIOR BLVD 448 MINNEAPOLIS, MN 55416	NONE	N/A	GENERAL	20,000
MINNESOTA MEDICAL FOUNDATION 200 OAK ST SE SUITE 300 MINNEAPOLIS, MN 55116	NONE	N/A	EYE RESEARCH STUDY	50,000
CHILDREN'S HOSPITAL AND CLINCS C/O DR ALAN GOLDBLOOM 2910 CENTRE POINTE DRIVE ROSEVILLE, MN 55113	NONE	N/A	FINAL INSTALLMENT OF 2008 CAPITAL GRANT	33,000
HEALTHEAST FOUNDATION C/O LINDA KAY SMITH 1690 UNIVERSITY AVE W SUITE 250 ST PAUL, MN 551043729	NONE	N/A	SURVIVORSHIP SERVICES PROGRAM	15,000
Total  3a				283,000

**TY 2010 Investments Corporate
Bonds Schedule****Name:** ANNA M HEILMAIER CHARITABLE FDN 25370370**EIN:** 41-1761632

Name of Bond	End of Year Book Value	End of Year Fair Market Value
FIRST AMER INTERMEDIATE BD FD	194,108	196,348
FIRST AMER TOTAL RETURN BD FD	100,000	106,225
FIRST AMER HIGH INCOME BD FD	90,000	98,242
ISHARES TR IBOXX H Y CORP BD	86,846	90,290
SPDR BARCLAYS CAP INTL TREAS	176,547	175,380
AMERICAN CENTURY INTL BD FDS	180,000	166,033

TY 2010 Investments Corporate
Stock Schedule

Name: ANNA M HEILMAIER CHARITABLE FDN 25370370
EIN: 41-1761632

Name of Stock	End of Year Book Value	End of Year Fair Market Value
GENERAL ELEC CO	36,415	78,409
BEST BUY INC COM	84,205	167,610
GENERAL MILLS INC	120,266	213,540
JOHNSON & JOHNSON COM	30,289	104,465
KIMBERLY CLARK CORP COM	2,960	3,026
PEPSICO INC COM	18,128	30,248
PFIZER INC COM	13,080	21,975
PROCTER & GAMBLE CO COM	31,486	121,326
MEDTRONIC INC	166,733	135,972
EXXON MOBIL CORP COM	48,890	206,052
INTERNATIONAL BUSINESS MACHS	65,995	171,122
3M CO COM	132,273	440,130
AMERICAN EXPRESS CO	4,521	5,408
WELLS FARGO & CO NEW COM	36,850	166,664
FPL GROUP INC COM		
AMGEN INC	5,210	5,106
CONOCOPHILLIPS	94,482	195,856
VERIZON COMMUNICATIONS	68,031	72,383
AT & T INC	135,208	121,633
ILLINOIS TOOL WKS INC	103,380	122,713
UNITED HEALTH GROUP INC	157,496	112,158
BANK OF AMERICA CORP	80,453	19,516
QUALCOMM INC	98,979	114,767
T ROWE PRICE INTL GR&INC ADV	100,000	89,859
ABBOTT LABORATORIES	24,022	21,464
AFLAC INC	14,155	14,164
AIR PRODS CHEMICALS INC	2,181	3,274
ANADARKO PETE CORP	7,757	9,139
APACHE CORP	8,411	10,373
APPLE INC	16,841	29,030

Name of Stock	End of Year Book Value	End of Year Fair Market Value
APPLIED MATLS INC		
ARCHER DANIELS MIDLAND CO	7,366	7,370
BECTON DICKINSON & CO	14,481	14,115
BOSTON PPTYS INC	1,230	2,497
BOSTON SCIENTIFIC CORP		
BROADCOM CORP CL A	5,247	8,275
CVS/CAREMARK CORP	4,352	4,798
CATERPILLAR INC	7,668	13,019
CHEVRON CORPORATION	12,876	12,410
CISCO SYS INC	1,384	1,902
DEVON ENERGY CORP	8,107	8,872
DISNEY WALT CO	2,021	2,288
EMERSON ELEC CO		
EXPRESS SCRIPTS INC	2,854	4,973
FUJIFILM HLDGS ADR	8,830	11,365
GENERAL DYNAMICS CORP	13,498	17,882
GILEAD SCIENCES INC		
GOLDMAN SACHS GROUP INC	6,460	8,072
GOOGLE INC CL A	18,914	19,601
HEWLETT PACKARD CO	5,318	4,673
INTEL CORP	2,341	2,482
INTUITIVE SURGICAL INC	2,038	2,062
J P MORGAN CHASE CO	8,725	9,799
JUNIPER NETWORKS INC	4,736	5,427
KINDER MORGAN MANAGEMENT LLC	14,260	22,830
LOWES COS INC		
MCGRAW-HILL COS INC	8,398	7,428
MCCORMICK CO INC	11,885	15,494
MCDONALDS CORP	15,481	21,416
MERCK & CO INC	7,468	7,965

Name of Stock	End of Year Book Value	End of Year Fair Market Value
METLIFE INC	5,004	6,977
MICROSOFT CORP	18,735	16,886
MONSANTO CO		
NIKE INC CL B		
NUCOR CORP		
OCCIDENTAL PETE CORP	9,221	11,772
PRAXAIR INC	13,183	14,225
P G E CORP	5,749	6,411
P N C FINANCIAL SERVICES GROUP	5,881	8,865
PUBLIC SVC ENTERPRISE GROUP	1,900	1,750
SOUTHWESTERN ENERGY CO		
STAPLES INC	2,467	2,527
SYSCO CORP		
T J X COS INC	3,343	4,839
TARGET CORPORATION	34,436	312,496
THERMO FISHER SCIENTIFIC INC	1,456	2,657
TRANSOCEAN LTD		
TRAVELERS COS INC	62,568	119,052
UNION PACIFIC CORP	4,844	7,135
UNITED TECHNOLOGIES CORP	20,085	21,333
V F CORP	10,870	13,703
VISA INC CLASS A		
WAL MART STORES INC	17,582	18,983
WASTE MGMT INC DEL	2,295	3,134
X T O ENERGY INC		
XILINX INC	7,371	8,433
A X A ADR		
ABB LTD ADR	9,203	7,319
ACE LTD		
AGRIUM INC	8,550	10,551

Name of Stock	End of Year Book Value	End of Year Fair Market Value
ANGLO AMERICAN PLC ADR	5,855	4,935
ASTRAZENECA PLC SPSD ADR	7,403	7,298
ATLAS COPCO AB ADR CL B	3,793	6,353
B H P BILLITON LIMITED ADR	2,205	5,204
BANCO SANTANDER CENT HISP ADR		
BOC HONG KONG HLDGS ADR	3,648	5,680
BRITISH AMERN TOB PIC	14,337	15,929
DBS GROUP HLDGS LTD	9,396	9,123
DIAGEO PLC SPONSORED ADR		
E.ON A G ADR		
FOMENTO ECONOMICO MEXICANO ADR	4,166	6,151
FRANCE TELECOM SPSD ADR		
GLAXO SMITHKLINE PLC ADR	5,173	5,726
HONDA MTR LTD ADR	5,591	6,518
KEPPEL CORP LTD SPONS ADR	17,764	17,385
KONINKLIJKE (ROYAL) KPN ADR	5,815	4,665
MITSUBISHI FINL GRP ADR		
NATIONAL GRID PIC SP ADR	2,414	2,441
NESTLE S A SPONSORED ADR	18,911	24,528
NOVARTIS A G ADR	11,125	12,262
PETROLEO BRASILEIRO SPSD ADR	11,897	8,303
ROCHE HLDG LTD SPONSORED ADR	5,181	4,398
RWE AG SPONSORED ADR		
SANOFI AVENTIS ADR	4,329	3,964
SCHLUMBERGER LTD	9,601	11,189
SIEMENS A G ADR	5,169	6,337
STATOIL ASA ADR		
TELEFONICA SA SPON ADR	6,109	5,132
TOKIO MARINE HOLDINGS ADR	6,364	6,216
TOTAL S A ADR	13,387	8,396

Name of Stock	End of Year Book Value	End of Year Fair Market Value
TOYOTA MTR CORP ADR		
TURKCELL LLETISIM HIZMET ADR	13,532	8,565
UNILEVER PLC SPSD ADR	5,734	8,060
ZURICH FINANCIAL SERVICES ADR	2,729	3,573
T ROWE PRICE GROUP INC	11,494	15,296
ISHARES DOW JONES REG BK IN FD	5,328	6,284
TECHNOLOGY SELECT SECTOR SPDR	63,510	75,570
AMAZON COM INC	4,684	6,480
AMERICAN ELECTRIC POWER CO INC	4,287	5,757
AVALONBAY CMNTYS INC	2,104	4,502
AVON PRODS INC		
BUCKLE INC	10,290	13,748
BRISTOL-MYERS SQUIBB CO		
CAPITAL ONE FINANCIAL CORP		
CENTRAL EUROPEAN DISTR CORP	3,935	3,595
CERNER CORPORATION		
COACH INC	2,743	5,365
COLGATE PALMOLIVE CO	9,803	12,538
CREE INC		
CUMMINS INC	2,684	6,051
D R HORTON INC		
DOMINION RESOURCES INC	8,967	11,705
FIFTH THIRD BANCORP	3,015	4,257
FREEPORT MCMORAN COPPER	3,244	7,205
FS NETWORKS INC		
HALLIBURTON CO		
HARLEY DAVIDSON INC		
HESS CORP	7,619	9,797
INTERNATIONAL GAME TECHNOLOGY		
KELLOGG CO	3,123	3,014

Name of Stock	End of Year Book Value	End of Year Fair Market Value
L-3 COMMUNICATIONS HLDGS INC	9,938	9,093
LAS VEGAS SANDS CORP	2,569	4,549
LINCOLN NATL CORP IND	2,000	2,559
MICRON TECHNOLOGY INC		
NORTHERN TR CORP	2,471	2,881
ORACLE CORPORATION	12,458	14,555
OWENS & MINOR INC		
PACCAR INC	1,917	2,810
PRUDENTIAL FINANCIAL INC	6,132	8,924
PULTE HOMES INC		
SALESFORCE COM INC	4,276	8,052
SCHWAB CHARLES CORP	2,811	2,960
SOUTHERN CO		
STARWOOD HOTELS & RESORTS	3,654	6,747
UNITED STATES STEEL CORP	6,296	8,354
VORNADO REALTY TRUST	2,714	3,667
WATERS CORP		
WHOLE FOODS MKT INC	1,432	2,580
ALCATEL LUCENT ADR		
ALCON INC		
ARCELORMITTAL NY REGISTERED		
ASMI HOLDING NV NY REG SHS	4,810	6,249
BARCLAYS PLC ADR	5,895	4,708
CANON INC SPONS ADR	6,292	8,368
CARNIVAL CORP	2,835	4,934
CENTRAL EUROPEAN MEDIA ENT A		
COVIDIEN PLC	3,571	4,109
DESARROLLADORA HOMEX ADR	5,876	7,506
ERICSSON TEL SP ADR	2,563	3,079
INTESA SANPAOLO ADR		

Name of Stock	End of Year Book Value	End of Year Fair Market Value
INVESCO LTD	3,253	3,465
LUKOIL SPON ADR	4,629	5,550
MITSUI & CO LTD SPSD ADR	5,636	8,193
MTN DROUP LTD ADR		
NATIONAL BANK OF GREECE ADR		
RIO TINTO PLC ADR		
RIO TINTO PLC ADR		
NISSAN MTR LTD SPONS ADR	6,983	7,508
ORIX CORP SPONS ADR	3,278	4,768
SANOFI AVENTIS ADR	8,178	10,281
SHIRE PLC ADR		
SOCIETE GENERALE FRANCE ADR	7,994	6,435
STERLITE INDS INDIA ADS		
TAIWAN SEMICONDUCTOR MFG ADR		
TENARIS SA ADR		
TEVA PHARMACEUTICAL INDS ADR		
THOMPSON CREEK METALS CO	6,905	8,685
TOTAL SA ADR		
TYCO INTERNATIONAL LTD	1,796	2,196
VALE SA SP ADR	10,975	11,816
WEATHERFORD INTERNATIONAL LTD		
FIRST AMER MID CAP INDEX FD	180,000	234,269
ISHARES MSCI EMERGING MKTS ETF	102,375	119,105
NEUBERGER BERMAN GENESIS FD	100,000	128,201
MASTERCARD INC	3,297	4,258
MCKESSON CORPORATION		
AGILENT TECHNOLOGIES INC	2,890	2,859
ALLERGAN INC	5,227	5,494
ALTERA CORP	4,450	4,305
ARUBA NETWORKS INC	1,456	1,420

Name of Stock	End of Year Book Value	End of Year Fair Market Value
AUTODESK INC	2,804	2,827
BIOGEN IDEC INC	4,187	4,358
BOEING CO	2,055	2,284
BORG WARNER INC	2,012	2,460
CB RICHARD ELLIS GROUP INC	3,072	4,424
CELANESE CORP SER A	3,333	4,035
CF INDUSTRIES HOLDINGS INC	4,781	5,541
CHIPOTLE MEXICAN GRILL CL A	1,875	1,701
CIMAREX ENERGY CO	5,190	6,463
CITIGROUP INC	7,020	7,653
CLIFFS NATURAL RESOURCES	2,528	3,588
COGNIZANT TECH SOLUTIONS CL A	4,386	6,743
CONCHO RES INC	4,053	5,874
CSX CORP	3,679	4,717
DANAHER CORP	3,223	3,679
EMERGENCY MEDICAL SERVICES A	1,804	2,132
FASTENAL CO	3,846	4,314
FORTINET INC	1,423	1,520
FRONTIER COMMUNICATIONS CORP	4,187	4,437
F5 NETWORKS INC	4,438	7,940
FED EX CORP	9,019	9,394
GENERAL MOTORS CO	4,276	4,571
GUESS INC	3,927	5,111
ILLUMINA INC	1,516	1,584
INTERCONTINENTAL EXCHANGE INC	4,614	4,528
KEYCORP NEW	1,776	2,266
KRAFT FOODS	2,781	2,993
LAM RESEARCH CORP	2,786	3,625
LINEAR TECHNOLOGY CORP	7,319	9,063
LUBRIZOL CORP	12,565	12,291

Name of Stock	End of Year Book Value	End of Year Fair Market Value
LULULEMON ATHLETICA INC	1,455	1,505
MANPOWER INC	2,521	2,824
MEAD JOHNSON NUTRITION CO	4,344	5,976
NATIONAL OILWELL VARCO INC	2,333	3,632
NETAPP INC	6,215	7,090
NETLOGIC MICROSYSTEMS INC	5,879	6,219
NEXTERA ENERGY INC	36,024	91,970
PARKER HANNIFIN CORP	2,228	3,021
PEABODY ENERGY CORP	6,526	8,957
ONEOK INC	12,595	12,980
PRECISION CASTPARTS CORP	2,315	2,227
REYNOLDS AMERICAN INC	2,592	2,675
SANDISK CORP	2,447	3,291
SEMPRA ENERGY	4,153	4,408
STARBUCKS CORP	4,647	5,655
TUPPERWARE BRANDS CORP	12,516	12,394
UNIVERSAL HEALTH SVCS INC	3,424	3,691
VARIAN SEMICONDUCTOR EQUIP	3,787	3,771
WALTER ENERGY INC	2,354	3,068
ACCENTURE PLC CL A	2,224	2,473
ANHEUSER BUSCH INBEV NV ADR	3,821	3,482
B A S F AG ADR	7,040	8,636
B H P BILLITON PLC SPSD ADR	3,861	3,945
B N P PARIBAS SA ADR	6,539	6,198
B T GROUP PLC ADR	7,147	7,355
BAIDU COM INC ADR	2,505	3,475
BANCO BRADESCO ADR	3,455	3,815
BAYERISCHE MOTOREN WERKE ADR	6,751	8,114
CENTRICA PLC ADR	3,580	3,426
CNOOC LTD ADR	3,642	5,244

Name of Stock	End of Year Book Value	End of Year Fair Market Value
COMPANHIA BRASILEIRA ADR	2,249	2,393
FOCUS MEDIA HOLDING ADR	3,199	4,430
GOLDCORP INC	5,941	6,253
HSBC HOLDINGS PLC SPONS ADR	3,672	3,573
INFINEON TECHNOLOGIES AG ADR	3,788	3,743
INTERCONTINENTAL HTLS PISPONS	3,461	3,788
ITAU UNIBANCO HOLDINGS SA ADR	4,723	4,682
LVMH MOET HENNESSY ADR	2,910	2,950
ROGERS COMMUNICATIONS INC CL B	1,896	2,112
ROYAL CARIBBEAN CRUISES LTD	2,739	3,008
ROYAL DUTCH SHELL PLC ADR	3,713	3,873
SWISS REINSURANCE CO SPSD ADR	3,766	4,083
UBS AG REG	3,294	3,245
VODAFONE GROUP PLC ADR	5,514	5,737
VOLVO AB SPONSORED ADR	5,650	7,519

TY 2010 Investments Government Obligations Schedule

Name: ANNA M HEILMAIER CHARITABLE FDN 25370370

EIN: 41-1761632

**US Government Securities - End of
Year Book Value:**

100,102

**US Government Securities - End of
Year Fair Market Value:**

105,209

**State & Local Government
Securities - End of Year Book
Value:**

**State & Local Government
Securities - End of Year Fair
Market Value:**

TY 2010 Investments - Other Schedule

Name: ANNA M HEILMAIER CHARITABLE FDN 25370370

EIN: 41-1761632

Category/ Item	Listed at Cost or FMV	Book Value	End of Year Fair Market Value
COAST DIVERSIFIED FUND II LTD	AT COST	64,649	71,086

TY 2010 Legal Fees Schedule

Name: ANNA M HEILMAIER CHARITABLE FDN 25370370

EIN: 41-1761632

Category	Amount	Net Investment Income	Adjusted Net Income	Disbursements for Charitable Purposes
LEGAL FEES	2,000	1,000		1,000

TY 2010 Other Assets Schedule

Name: ANNA M HEILMAIER CHARITABLE FDN 25370370

EIN: 41-1761632

Description	Beginning of Year - Book Value	End of Year - Book Value	End of Year - Fair Market Value
ACCRUED INCOME	3,277	3,332	3,332
WASH SALE ADJUSTMENTS	6,693	3,307	3,307

TY 2010 Other Decreases Schedule**Name:** ANNA M HEILMAIER CHARITABLE FDN 25370370**EIN:** 41-1761632

Description	Amount
ROUNDING DIFFERENCES	6
2009 WASH SALE ADJUST FOR ASSETS SOLD	1,354

TY 2010 Other Expenses Schedule**Name:** ANNA M HEILMAIER CHARITABLE FDN 25370370**EIN:** 41-1761632

Description	Revenue and Expenses per Books	Net Invest ment Income	Adjusted Net Income	Disbursements for Charitable Purposes
OTHER NONALLOCABLE EXPENSES	134	134		0
FILING FEE	25	0		25
ENHANCED GRANT ADMIN FEE	16,980	0		16,980

TY 2010 Other Income Schedule**Name:** ANNA M HEILMAIER CHARITABLE FDN 25370370**EIN:** 41-1761632

Description	Revenue And Expenses Per Books	Net Invest ment Income	Adjusted Net Income
CLASS ACTION SETTLE	152	152	
FEDERAL TAX REFUND	2,055	0	
FOREIGN EXCHANGE GAIN	10	10	

TY 2010 Other Liabilities Schedule

Name: ANNA M HEILMAIER CHARITABLE FDN 25370370

EIN: 41-1761632

Description	Beginning of Year - Book Value	End of Year - Book Value
RETURN OF CAPITAL ADJUSTMENT	18	207

TY 2010 Taxes Schedule

Name: ANNA M HEILMAIER CHARITABLE FDN 25370370

EIN: 41-1761632

Category	Amount	Net Investment Income	Adjusted Net Income	Disbursements for Charitable Purposes
FOREIGN TAXES	1,297	1,297		0
FEDERAL TAX	1,338	0		0
FOREIGN TAXES ON QUALIFIED FOR	359	359		0
FOREIGN TAXES ON NONQUALIFIED	24	24		0