



See a Social Security Number? Say Something!
Report Privacy Problems to <https://public.resource.org/privacy>
Or call the IRS Identity Theft Hotline at 1-800-908-4490



Form **990-PF**

Department of the Treasury
Internal Revenue Service

Return of Private Foundation
or Section 4947(a)(1) Nonexempt Charitable Trust
Treated as a Private Foundation

Note. The foundation may be able to use a copy of this return to satisfy state reporting requirements

OMB No 1545-0052

2010

For calendar year 2010, or tax year beginning 01-01-2010 , and ending 12-31-2010

G Check all that apply

☐ Initial return

☐ Initial return of a former public charity

☐ Final return

☐ Amended return

☐ Address change

☐ Name change

Name of foundation
DELFING CHAR TR SISTER IRMGARD CO MARSHALL & ILSLEY TRUST CO NA

A Employer identification number
39-6781271

Number and street (or P O box number if mail is not delivered to street address)
PO BOX 2977

Room/suite

B Telephone number (see page 10 of the instructions)
(414) 815-3632

City or town, state, and ZIP code
MILWAUKEE, WI 53201

C If exemption application is pending, check here ☐




H Check type of organization ☒ Section 501(c)(3) exempt private foundation
☐ Section 4947(a)(1) nonexempt charitable trust ☐ Other taxable private foundation

D 1. Foreign organizations, check here ☐
2. Foreign organizations meeting the 85% test, check here and attach computation ☐

I Fair market value of all assets at end of year (from Part II, col. (c), line 16) **\$** 14,328,976

J Accounting method ☒ Cash ☐ Accrual
☐ Other (specify) _____
(Part I, column (d) must be on cash basis.)

E If private foundation status was terminated under section 507(b)(1)(A), check here ☐
F If the foundation is in a 60-month termination under section 507(b)(1)(B), check here ☐

Part I Analysis of Revenue and Expenses (The total of amounts in columns (b), (c), and (d) may not necessarily equal the amounts in column (a) (see page 11 of the instructions))		(a) Revenue and expenses per books	(b) Net investment income	(c) Adjusted net income	(d) Disbursements for charitable purposes (cash basis only)
Revenue	1 Contributions, gifts, grants, etc , received (attach schedule)				
	2 Check <input checked="" type="checkbox"/> if the foundation is not required to attach Sch B				
	3 Interest on savings and temporary cash investments				
	4 Dividends and interest from securities.	312,256	312,256		
	5a Gross rents				
	b Net rental income or (loss) _____				
	6a Net gain or (loss) from sale of assets not on line 10 	57,513			
	b Gross sales price for all assets on line 6a <u>3,445,187</u>				
	7 Capital gain net income (from Part IV, line 2)		57,513		
	8 Net short-term capital gain				
	9 Income modifications				
	10a Gross sales less returns and allowances				
Operating and Administrative Expenses	b Less Cost of goods sold				
	c Gross profit or (loss) (attach schedule)				
	11 Other income (attach schedule)	 246			
	12 Total. Add lines 1 through 11	370,015	369,769		
	13 Compensation of officers, directors, trustees, etc	95,826	95,826		
	14 Other employee salaries and wages				
	15 Pension plans, employee benefits				
	16a Legal fees (attach schedule)				
	b Accounting fees (attach schedule)	900			
	c Other professional fees (attach schedule)				
	17 Interest				
	18 Taxes (attach schedule) (see page 14 of the instructions) 	4,991			
	19 Depreciation (attach schedule) and depletion . . .				
	20 Occupancy				
	21 Travel, conferences, and meetings				
	22 Printing and publications				
	23 Other expenses (attach schedule)				
	24 Total operating and administrative expenses. Add lines 13 through 23	101,717	95,826		0
	25 Contributions, gifts, grants paid	676,848			676,848
	26 Total expenses and disbursements. Add lines 24 and 25	778,565	95,826		676,848
	27 Subtract line 26 from line 12				
	a Excess of revenue over expenses and disbursements	-408,550			
	b Net investment income (if negative, enter -0-)		273,943		
	c Adjusted net income (if negative, enter -0-)				

For Privacy Act and Paperwork Reduction Act Notice, see page 30 of the instructions.

Cat No 11289X

Form **990-PF** (2010)

Part II Balance Sheets		Attached schedules and amounts in the description column should be for end-of-year amounts only (See instructions)	Beginning of year	End of year	
			(a) Book Value	(b) Book Value	(c) Fair Market Value
Assets	1	Cash—non-interest-bearing			
	2	Savings and temporary cash investments	331,875	129,427	129,427
	3	Accounts receivable ▶ _____ Less allowance for doubtful accounts ▶ _____			
	4	Pledges receivable ▶ _____ Less allowance for doubtful accounts ▶ _____			
	5	Grants receivable			
	6	Receivables due from officers, directors, trustees, and other disqualified persons (attach schedule) (see page 15 of the instructions)			
	7	Other notes and loans receivable (attach schedule) ▶ _____ Less allowance for doubtful accounts ▶ _____			
	8	Inventories for sale or use			
	9	Prepaid expenses and deferred charges			
	10a	Investments—U S and state government obligations (attach schedule)			
	b	Investments—corporate stock (attach schedule)	554,106	594,493	910,352
	c	Investments—corporate bonds (attach schedule).	11,676,939	11,429,189	13,237,090
	11	Investments—land, buildings, and equipment basis ▶ _____ Less accumulated depreciation (attach schedule) ▶ _____			
	12	Investments—mortgage loans			
	13	Investments—other (attach schedule)			
	14	Land, buildings, and equipment basis ▶ _____ Less accumulated depreciation (attach schedule) ▶ _____			
15	Other assets (describe ▶ _____)	53,741	52,107	52,107	
16	Total assets (to be completed by all filers—see the instructions Also, see page 1, item I)	12,616,661	12,205,216	14,328,976	
Liabilities	17	Accounts payable and accrued expenses			
	18	Grants payable			
	19	Deferred revenue			
	20	Loans from officers, directors, trustees, and other disqualified persons			
	21	Mortgages and other notes payable (attach schedule)			
	22	Other liabilities (describe ▶ _____)			
	23	Total liabilities (add lines 17 through 22)		0	
Net Assets or Fund Balances	Foundations that follow SFAS 117, check here ▶ <input type="checkbox"/> and complete lines 24 through 26 and lines 30 and 31.				
	24	Unrestricted			
	25	Temporarily restricted			
	26	Permanently restricted			
	Foundations that do not follow SFAS 117, check here ▶ <input checked="" type="checkbox"/> and complete lines 27 through 31.				
	27	Capital stock, trust principal, or current funds	12,616,661	12,205,216	
	28	Paid-in or capital surplus, or land, bldg , and equipment fund			
	29	Retained earnings, accumulated income, endowment, or other funds			
	30	Total net assets or fund balances (see page 17 of the instructions)	12,616,661	12,205,216	
31	Total liabilities and net assets/fund balances (see page 17 of the instructions)	12,616,661	12,205,216		

Part III Analysis of Changes in Net Assets or Fund Balances		
1	Total net assets or fund balances at beginning of year—Part II, column (a), line 30 (must agree with end-of-year figure reported on prior year’s return)	112,616,661
2	Enter amount from Part I, line 27a	-408,550
3	Other increases not included in line 2 (itemize) ▶ <input type="checkbox"/>	631
4	Add lines 1, 2, and 3	12,208,742
5	Decreases not included in line 2 (itemize) ▶ <input type="checkbox"/>	3,526
6	Total net assets or fund balances at end of year (line 4 minus line 5)—Part II, column (b), line 30	12,205,216

Part IV Capital Gains and Losses for Tax on Investment Income

(a) List and describe the kind(s) of property sold (e g , real estate, 2-story brick warehouse, or common stock, 200 shs MLC Co)		(b) How acquired P—Purchase D—Donation	(c) Date acquired (mo , day, yr)	(d) Date sold (mo , day, yr)
1 a	SEE ATTACHED SCHEDULE	P	2009-04-29	2010-10-05
b	LONG TERM CAPITAL GAIN DIVIDEND	P	2008-09-22	2010-12-31
c				
d				
e				

(e) Gross sales price	(f) Depreciation allowed (or allowable)	(g) Cost or other basis plus expense of sale	(h) Gain or (loss) (e) plus (f) minus (g)
a 3,444,950	0	3,403,643	41,307
b 16,206	0	0	16,206
c			
d			
e			

Complete only for assets showing gain in column (h) and owned by the foundation on 12/31/69

(i) F M V as of 12/31/69	(j) Adjusted basis as of 12/31/69	(k) Excess of col (i) over col (j), if any	(l) Gains (Col (h) gain minus col (k), but not less than -0-) or Losses (from col (h))
a 0	0	0	41,307
b 0	0	0	16,206
c			
d			
e			

2 Capital gain net income or (net capital loss)	{ If gain, also enter in Part I, line 7 If (loss), enter -0- in Part I, line 7 }	2	57,513
3 Net short-term capital gain or (loss) as defined in sections 1222(5) and (6) If gain, also enter in Part I, line 8, column (c) (see pages 13 and 17 of the instructions) If (loss), enter -0- in Part I, line 8		3	

Part V Qualification Under Section 4940(e) for Reduced Tax on Net Investment Income

(For optional use by domestic private foundations subject to the section 4940(a) tax on net investment income)

If section 4940(d)(2) applies, leave this part blank

Was the foundation liable for the section 4942 tax on the distributable amount of any year in the base period? ☐ Yes ☐ No
If "Yes," the foundation does not qualify under section 4940(e) Do not complete this part

1 Enter the appropriate amount in each column for each year, see page 18 of the instructions before making any entries

(a) Base period years Calendar year (or tax year beginning in)	(b) Adjusted qualifying distributions	(c) Net value of noncharitable-use assets	(d) Distribution ratio (col (b) divided by col (c))
2009	632,854	12,006,437	0 052710
2008	875,681	14,275,807	0 061340
2007	870,971	16,677,291	0 052225
2006	799,869	15,770,336	0 050720
2005	668,003	13,910,670	0 048021

2 Total of line 1, column (d).	2	0 265016
3 Average distribution ratio for the 5-year base period—divide the total on line 2 by 5, or by the number of years the foundation has been in existence if less than 5 years	3	0 053003
4 Enter the net value of noncharitable-use assets for 2010 from Part X, line 5.	4	11,131,935
5 Multiply line 4 by line 3.	5	590,026
6 Enter 1% of net investment income (1% of Part I, line 27b).	6	2,739
7 Add lines 5 and 6.	7	592,765
8 Enter qualifying distributions from Part XII, line 4.	8	676,848

If line 8 is equal to or greater than line 7, check the box in Part VI, line 1b, and complete that part using a 1% tax rate See the Part VI instructions on page 18

Part VI Excise Tax Based on Investment Income (Section 4940(a), 4940(b), 4940(e), or 4948—see page 18 of the instructions)		
1a Exempt operating foundations described in section 4940(d)(2), check here <input type="checkbox"/> and enter "N/A" on line 1 Date of ruling or determination letter _____ (attach copy of letter if necessary—see instructions)		
b Domestic foundations that meet the section 4940(e) requirements in Part V, check here <input checked="" type="checkbox"/> and enter 1% of Part I, line 27b		12,739
c All other domestic foundations enter 2% of line 27b Exempt foreign organizations enter 4% of Part I, line 12, col (b)		
2 Tax under section 511 (domestic section 4947(a)(1) trusts and taxable foundations only Others enter -0-)		0
3 Add lines 1 and 2.		12,739
4 Subtitle A (income) tax (domestic section 4947(a)(1) trusts and taxable foundations only Others enter -0-)		
5 Tax based on investment income. Subtract line 4 from line 3 If zero or less, enter -0-		12,739
6 Credits/Payments		
a 2010 estimated tax payments and 2009 overpayment credited to 2010	6a2,438	
b Exempt foreign organizations—tax withheld at source	6b	
c Tax paid with application for extension of time to file (Form 8868)	6c	
d Backup withholding erroneously withheld	6d	
7 Total credits and payments Add lines 6a through 6d.		2,438
8 Enter any penalty for underpayment of estimated tax Check here <input type="checkbox"/> if Form 2220 is attached		
9 Tax due. If the total of lines 5 and 8 is more than line 7, enter amount owed		301
10 Overpayment. If line 7 is more than the total of lines 5 and 8, enter the amount overpaid.		
11 Enter the amount of line 10 to be Credited to 2011 estimated tax 0 Refunded		

Part VII-A Statements Regarding Activities			
1a During the tax year, did the foundation attempt to influence any national, state, or local legislation or did it participate or intervene in any political campaign?		1a	No
b Did it spend more than \$100 during the year (either directly or indirectly) for political purposes (see page 19 of the instructions for definition)? If the answer is "Yes" to 1a or 1b, attach a detailed description of the activities and copies of any materials published or distributed by the foundation in connection with the activities.		1b	No
c Did the foundation file Form 1120-POL for this year?.		1c	No
d Enter the amount (if any) of tax on political expenditures (section 4955) imposed during the year (1) On the foundation \$ (2) On foundation managers \$			
e Enter the reimbursement (if any) paid by the foundation during the year for political expenditure tax imposed on foundation managers \$			
2 Has the foundation engaged in any activities that have not previously been reported to the IRS? If "Yes," attach a detailed description of the activities.		2	No
3 Has the foundation made any changes, not previously reported to the IRS, in its governing instrument, articles of incorporation, or bylaws, or other similar instruments? If "Yes," attach a conformed copy of the changes		3	No
4a Did the foundation have unrelated business gross income of \$1,000 or more during the year?.		4a	No
b If "Yes," has it filed a tax return on Form 990-T for this year?.		4b	No
5 Was there a liquidation, termination, dissolution, or substantial contraction during the year? If "Yes," attach the statement required by General Instruction T.		5	No
6 Are the requirements of section 508(e) (relating to sections 4941 through 4945) satisfied either • By language in the governing instrument, or • By state legislation that effectively amends the governing instrument so that no mandatory directions that conflict with the state law remain in the governing instrument?		6	No
7 Did the foundation have at least \$5,000 in assets at any time during the year? If "Yes," complete Part II, col (c), and Part XV		7	Yes
8a Enter the states to which the foundation reports or with which it is registered (see page 19 of the instructions) _____			
b If the answer is "Yes" to line 7, has the foundation furnished a copy of Form 990-PF to the Attorney General (or designate) of each state as required by General Instruction G? If "No," attach explanation .		8b	No
9 Is the foundation claiming status as a private operating foundation within the meaning of section 4942(j)(3) or 4942(j)(5) for calendar year 2010 or the taxable year beginning in 2010 (see instructions for Part XIV on page 27)? If "Yes," complete Part XIV		9	No
10 Did any persons become substantial contributors during the tax year? If "Yes," attach a schedule listing their names and addresses		10	No

Part VII-A

Statements Regarding Activities *(continued)*

11	At any time during the year, did the foundation, directly or indirectly, own a controlled entity within the meaning of section 512(b)(13)? If "Yes," attach schedule (see page 20 of the instructions).	11		No
12	Did the foundation acquire a direct or indirect interest in any applicable insurance contract before August 17, 2008?	12		No
13	Did the foundation comply with the public inspection requirements for its annual returns and exemption application? Website address N/A	13		No
14	The books are in care of MARSHALL & ILSLEY TRUST CO NA Telephone no (414) 287-7181 Located at 111 EAST KILBOURN AVE MILWAUKEE WI ZIP+4 53202			
15	Section 4947(a)(1) nonexempt charitable trusts filing Form 990-PF in lieu of Form 1041 —Check here and enter the amount of tax-exempt interest received or accrued during the year.	15		
16	At any time during calendar year 2010, did the foundation have an interest in or a signature or other authority over a bank, securities, or other financial account in a foreign country?	16		No
See page 20 of the instructions for exceptions and filing requirements for Form TD F 90-22.1 If "Yes", enter the name of the foreign country.				

Part VII-B

Statements Regarding Activities for Which Form 4720 May Be Required

File Form 4720 if any item is checked in the "Yes" column, unless an exception applies.			Yes	No
1a	During the year did the foundation (either directly or indirectly) (1) Engage in the sale or exchange, or leasing of property with a disqualified person? (2) Borrow money from, lend money to, or otherwise extend credit to (or accept it from) a disqualified person? (3) Furnish goods, services, or facilities to (or accept them from) a disqualified person? (4) Pay compensation to, or pay or reimburse the expenses of, a disqualified person? (5) Transfer any income or assets to a disqualified person (or make any of either available for the benefit or use of a disqualified person)? (6) Agree to pay money or property to a government official? (Exception. Check "No" if the foundation agreed to make a grant to or to employ the official for a period after termination of government service, if terminating within 90 days).			
b	If any answer is "Yes" to 1a(1)–(6), did any of the acts fail to qualify under the exceptions described in Regulations section 53.4941(d)-3 or in a current notice regarding disaster assistance (see page 20 of the instructions)? Organizations relying on a current notice regarding disaster assistance check here.	1b		
c	Did the foundation engage in a prior year in any of the acts described in 1a, other than excepted acts, that were not corrected before the first day of the tax year beginning in 2010?	1c		No
2	Taxes on failure to distribute income (section 4942) (does not apply for years the foundation was a private operating foundation defined in section 4942(j)(3) or 4942(j)(5))			
a	At the end of tax year 2010, did the foundation have any undistributed income (lines 6d and 6e, Part XIII) for tax year(s) beginning before 2010? If "Yes," list the years 20 , 20 , 20 , 20			
b	Are there any years listed in 2a for which the foundation is not applying the provisions of section 4942(a)(2) (relating to incorrect valuation of assets) to the year's undistributed income? (If applying section 4942(a)(2) to all years listed, answer "No" and attach statement—see page 20 of the instructions).	2b		
c	If the provisions of section 4942(a)(2) are being applied to any of the years listed in 2a, list the years here 20 , 20 , 20 , 20			
3a	Did the foundation hold more than a 2% direct or indirect interest in any business enterprise at any time during the year?			
b	If "Yes," did it have excess business holdings in 2010 as a result of (1) any purchase by the foundation or disqualified persons after May 26, 1969, (2) the lapse of the 5-year period (or longer period approved by the Commissioner under section 4943(c)(7)) to dispose of holdings acquired by gift or bequest, or (3) the lapse of the 10-, 15-, or 20-year first phase holding period? (Use Schedule C, Form 4720, to determine if the foundation had excess business holdings in 2010.).	3b		
4a	Did the foundation invest during the year any amount in a manner that would jeopardize its charitable purposes?	4a		No
b	Did the foundation make any investment in a prior year (but after December 31, 1969) that could jeopardize its charitable purpose that had not been removed from jeopardy before the first day of the tax year beginning in 2010?	4b		No

Part VII-B

Statements Regarding Activities for Which Form 4720 May Be Required (continued)

5a During the year did the foundation pay or incur any amount to				
(1) Carry on propaganda, or otherwise attempt to influence legislation (section 4945(e))?		<input type="checkbox"/> Yes	<input checked="" type="checkbox"/> No	
(2) Influence the outcome of any specific public election (see section 4955), or to carry on, directly or indirectly, any voter registration drive?		<input type="checkbox"/> Yes	<input checked="" type="checkbox"/> No	
(3) Provide a grant to an individual for travel, study, or other similar purposes?		<input type="checkbox"/> Yes	<input checked="" type="checkbox"/> No	
(4) Provide a grant to an organization other than a charitable, etc , organization described in section 509(a)(1), (2), or (3), or section 4940(d)(2)? (see page 22 of the instructions).		<input type="checkbox"/> Yes	<input checked="" type="checkbox"/> No	
(5) Provide for any purpose other than religious, charitable, scientific, literary, or educational purposes, or for the prevention of cruelty to children or animals?		<input type="checkbox"/> Yes	<input checked="" type="checkbox"/> No	
b If any answer is "Yes" to 5a(1)–(5), did any of the transactions fail to qualify under the exceptions described in Regulations section 53.4945 or in a current notice regarding disaster assistance (see page 22 of the instructions)? Organizations relying on a current notice regarding disaster assistance check here.		5b		
c If the answer is "Yes" to question 5a(4), does the foundation claim exemption from the tax because it maintained expenditure responsibility for the grant? <i>If "Yes," attach the statement required by Regulations section 53.4945–5(d).</i>		<input type="checkbox"/> Yes	<input checked="" type="checkbox"/> No	
6a Did the foundation, during the year, receive any funds, directly or indirectly, to pay premiums on a personal benefit contract?		<input type="checkbox"/> Yes	<input checked="" type="checkbox"/> No	
b Did the foundation, during the year, pay premiums, directly or indirectly, on a personal benefit contract? <i>If "Yes" to 6b, file Form 8870.</i>		6b		No
7a At any time during the tax year, was the foundation a party to a prohibited tax shelter transaction?		<input type="checkbox"/> Yes	<input checked="" type="checkbox"/> No	
b If yes, did the foundation receive any proceeds or have any net income attributable to the transaction?		7b		

Part VIII

Information About Officers, Directors, Trustees, Foundation Managers, Highly Paid Employees, and Contractors

1 List all officers, directors, trustees, foundation managers and their compensation (see page 22 of the instructions).				
(a) Name and address	(b) Title, and average hours per week devoted to position	(c) Compensation (If not paid, enter -0-)	(d) Contributions to employee benefit plans and deferred compensation	(e) Expense account, other allowances
MARSHALL & ILSLEY TRUST CO NA 1000 NORTH WATER ST MILWAUKEE, WI 53202	TRUSTEE 8 00	95,826	0	0
2 Compensation of five highest-paid employees (other than those included on line 1—see page 23 of the instructions). If none, enter "NONE."				
(a) Name and address of each employee paid more than \$50,000	(b) Title, and average hours per week devoted to position	(c) Compensation	(d) Contributions to employee benefit plans and deferred compensation	(e) Expense account, other allowances
NONE				
Total number of other employees paid over \$50,000.				0

Part VIII

Information About Officers, Directors, Trustees, Foundation Managers, Highly Paid Employees, and Contractors (continued)

3 Five highest-paid independent contractors for professional services (see page 23 of the instructions). If none, enter "NONE".		
(a) Name and address of each person paid more than \$50,000	(b) Type of service	(c) Compensation
NONE		
Total number of others receiving over \$50,000 for professional services.		0

Part IX-A

Summary of Direct Charitable Activities

List the foundation's four largest direct charitable activities during the tax year. Include relevant statistical information such as the number of organizations and other beneficiaries served, conferences convened, research papers produced, etc.	Expenses
1	
2	
3	
4	

Part IX-B

Summary of Program-Related Investments (see page 24 of the instructions)

Describe the two largest program-related investments made by the foundation during the tax year on lines 1 and 2	Amount
1	
2	
All other program-related investments. See page 24 of the instructions.	
3	
Total. Add lines 1 through 3.	

Part XMinimum Investment Return (All domestic foundations must complete this part. Foreign foundations, see page 24 of the instructions.)

1	Fair market value of assets not used (or held for use) directly in carrying out charitable, etc , purposes		
a	Average monthly fair market value of securities.	1a	11,301,457
b	Average of monthly cash balances.	1b	0
c	Fair market value of all other assets (see page 24 of the instructions).	1c	0
d	Total (add lines 1a, b, and c).	1d	11,301,457
e	Reduction claimed for blockage or other factors reported on lines 1a and 1c (attach detailed explanation).	1e	
2	Acquisition indebtedness applicable to line 1 assets.	2	
3	Subtract line 2 from line 1d.	3	11,301,457
4	Cash deemed held for charitable activities Enter 1 1/2% of line 3 (for greater amount, see page 25 of the instructions).	4	169,522
5	Net value of noncharitable-use assets. Subtract line 4 from line 3 Enter here and on Part V, line 4	5	11,131,935
6	Minimum investment return. Enter 5% of line 5.	6	556,597

Part XIDistributable Amount (see page 25 of the instructions) (Section 4942(j)(3) and (j)(5) private operating foundations and certain foreign organizations check here ☒ and do not complete this part.)

1	Minimum investment return from Part X, line 6.	1	556,597
2a	Tax on investment income for 2010 from Part VI, line 5.	2a	2,739
b	Income tax for 2010 (This does not include the tax from Part VI).	2b	
c	Add lines 2a and 2b.	2c	2,739
3	Distributable amount before adjustments Subtract line 2c from line 1.	3	553,858
4	Recoveries of amounts treated as qualifying distributions.	4	
5	Add lines 3 and 4.	5	553,858
6	Deduction from distributable amount (see page 25 of the instructions).	6	
7	Distributable amount as adjusted Subtract line 6 from line 5 Enter here and on Part XIII, line 1.	7	553,858

Part XIQualifying Distributions (see page 25 of the instructions)

1	Amounts paid (including administrative expenses) to accomplish charitable, etc , purposes		
a	Expenses, contributions, gifts, etc —total from Part I, column (d), line 26.	1a	676,848
b	Program-related investments—total from Part IX-B.	1b	
2	Amounts paid to acquire assets used (or held for use) directly in carrying out charitable, etc , purposes.	2	
3	Amounts set aside for specific charitable projects that satisfy the		
a	Suitability test (prior IRS approval required).	3a	
b	Cash distribution test (attach the required schedule).	3b	
4	Qualifying distributions. Add lines 1a through 3b Enter here and on Part V, line 8, and Part XIII, line 4	4	676,848
5	Foundations that qualify under section 4940(e) for the reduced rate of tax on net investment income Enter 1% of Part I, line 27b (see page 26 of the instructions).	5	2,739
6	Adjusted qualifying distributions. Subtract line 5 from line 4.	6	674,109

Note: The amount on line 6 will be used in Part V, column (b), in subsequent years when calculating whether the foundation qualifies for the section 4940(e) reduction of tax in those years

Part XIII

Undistributed Income (see page 26 of the instructions)

	(a) Corpus	(b) Years prior to 2009	(c) 2009	(d) 2010
1 Distributable amount for 2010 from Part XI, line 7				553,858
2 Undistributed income, if any, as of the end of 2010				
a Enter amount for 2009 only.			5	
b Total for prior years 20____, 20____, 20____				
3 Excess distributions carryover, if any, to 2010				
a From 2005.				
b From 2006.	26,300			
c From 2007.	51,868			
d From 2008.	167,233			
e From 2009.	37,389			
f Total of lines 3a through e.	282,790			
4 Qualifying distributions for 2010 from Part XII, line 4 ▶ \$ 676,848				
a Applied to 2009, but not more than line 2a			5	
b Applied to undistributed income of prior years (Election required—see page 26 of the instructions)				
c Treated as distributions out of corpus (Election required—see page 26 of the instructions). . .				
d Applied to 2010 distributable amount.				553,858
e Remaining amount distributed out of corpus	122,985			
5 Excess distributions carryover applied to 2010 (If an amount appears in column (d), the same amount must be shown in column (a).)				
6 Enter the net total of each column as indicated below:				
a Corpus Add lines 3f, 4c, and 4e Subtract line 5	405,775			
b Prior years' undistributed income Subtract line 4b from line 2b.				
c Enter the amount of prior years' undistributed income for which a notice of deficiency has been issued, or on which the section 4942(a) tax has been previously assessed.				
d Subtract line 6c from line 6b Taxable amount—see page 27 of the instructions . . .				
e Undistributed income for 2009 Subtract line 4a from line 2a Taxable amount—see page 27 of the instructions				
f Undistributed income for 2010 Subtract lines 4d and 5 from line 1 This amount must be distributed in 2011.				0
7 Amounts treated as distributions out of corpus to satisfy requirements imposed by section 170(b)(1)(F) or 4942(g)(3) (see page 27 of the instructions).				
8 Excess distributions carryover from 2005 not applied on line 5 or line 7 (see page 27 of the instructions).				
9 Excess distributions carryover to 2011. Subtract lines 7 and 8 from line 6a	405,775			
10 Analysis of line 9				
a Excess from 2006.	26,300			
b Excess from 2007.	51,868			
c Excess from 2008.	167,233			
d Excess from 2009.	37,389			
e Excess from 2010.	122,985			

Part XIV

Private Operating Foundations (see page 27 of the instructions and Part VII-A, question 9)

1a

If the foundation has received a ruling or determination letter that it is a private operating foundation, and the ruling is effective for 2010, enter the date of the ruling.

b

Check box to indicate whether the organization is a private operating foundation described in section 4942(j)(3) or 4942(j)(5)

☐ 4942(j)(3) or ☐ 4942(j)(5)

2a	Enter the lesser of the adjusted net income from Part I or the minimum investment return from Part X for each year listed	Tax year	Prior 3 years			(e) Total
		(a) 2010	(b) 2009	(c) 2008	(d) 2007	
b	85% of line 2a					
c	Qualifying distributions from Part XII, line 4 for each year listed					
d	Amounts included in line 2c not used directly for active conduct of exempt activities					
e	Qualifying distributions made directly for active conduct of exempt activities Subtract line 2d from line 2c					
3	Complete 3a, b, or c for the alternative test relied upon					
a	"Assets" alternative test—enter					
	(1) Value of all assets					
	(2) Value of assets qualifying under section 4942(j)(3)(B)(i)					
b	"Endowment" alternative test— enter 2/3 of minimum investment return shown in Part X, line 6 for each year listed. . . .					
c	"Support" alternative test—enter					
	(1) Total support other than gross investment income (interest, dividends, rents, payments on securities loans (section 512(a)(5)), or royalties)					
	(2) Support from general public and 5 or more exempt organizations as provided in section 4942(j)(3)(B)(iii).					
	(3) Largest amount of support from an exempt organization					
	(4) Gross investment income					

Part XV

Supplementary Information (Complete this part only if the organization had \$5,000 or more in assets at any time during the year—see page 27 of the instructions.)

1

Information Regarding Foundation Managers:

a

List any managers of the foundation who have contributed more than 2% of the total contributions received by the foundation before the close of any tax year (but only if they have contributed more than \$5,000) (See section 507(d)(2))

b

List any managers of the foundation who own 10% or more of the stock of a corporation (or an equally large portion of the ownership of a partnership or other entity) of which the foundation has a 10% or greater interest

2

Information Regarding Contribution, Grant, Gift, Loan, Scholarship, etc., Programs:

Check here ☒ if the foundation only makes contributions to preselected charitable organizations and does not accept unsolicited requests for funds If the foundation makes gifts, grants, etc (see page 28 of the instructions) to individuals or organizations under other conditions, complete items 2a, b, c, and d

a

The name, address, and telephone number of the person to whom applications should be addressed

MARSHALL ILSLEY TRUST CO NA
111 E KILBOURN AVE
MILWAUKEE, WI 53202

b

The form in which applications should be submitted and information and materials they should include

c

Any submission deadlines

d

Any restrictions or limitations on awards, such as by geographical areas, charitable fields, kinds of institutions, or other factors

PURSUANT TO TRUST AGREEMENT ALL NET INCOME PAYABLE TO SCHOENSTATT SISTERS OF MARY

Part XV **Supplementary Information** (continued)

3 Grants and Contributions Paid During the Year or Approved for Future Payment

Recipient	If recipient is an individual, show any relationship to any foundation manager or substantial contributor	Foundation status of recipient	Purpose of grant or contribution	Amount
Name and address (home or business)				
a <i>Paid during the year</i> SCHOENSTATT SISTERS OF MARY W284 N404 CHERRY LANE WAUKESHA, WI 531889416		RELIGIOUS	OPERATING EXPENSES	676,848
Total			3a	676,848
b <i>Approved for future payment</i>				
Total			3b	

Enter gross amounts unless otherwise indicated

Part XVI-B Relationship of Activities to the Accomplishment of Exempt Purposes

Form **990-PF** (2010)

Part XVII

Information Regarding Transfers To and Transactions and Relationships With Noncharitable Exempt Organizations

1

Did the organization directly or indirectly engage in any of the following with any other organization described in section 501(c) of the Code (other than section 501(c)(3) organizations) or in section 527, relating to political organizations?

a

Transfers from the reporting foundation to a noncharitable exempt organization of

1

Cash.

1a(1)

No

2

Other assets.

1a(2)

No

b

Other transactions

1

Sales of assets to a noncharitable exempt organization.

1b(1)

No

2

Purchases of assets from a noncharitable exempt organization.

1b(2)

No

3

Rental of facilities, equipment, or other assets.

1b(3)

No

4

Reimbursement arrangements.

1b(4)

No

5

Loans or loan guarantees.

1b(5)

No

6

Performance of services or membership or fundraising solicitations.

1b(6)

No

c

Sharing of facilities, equipment, mailing lists, other assets, or paid employees.

1c

No

d

If the answer to any of the above is "Yes," complete the following schedule. Column (b) should always show the fair market value of the goods, other assets, or services given by the reporting foundation. If the foundation received less than fair market value in any transaction or sharing arrangement, show in column (d) the value of the goods, other assets, or services received.

(a) Line No	(b) Amount involved	(c) Name of noncharitable exempt organization	(d) Description of transfers, transactions, and sharing arrangements

2a

Is the foundation directly or indirectly affiliated with, or related to, one or more tax-exempt organizations described in section 501(c) of the Code (other than section 501(c)(3)) or in section 527?

☐

Yes

☒

No

b

If "Yes," complete the following schedule.

(a) Name of organization	(b) Type of organization	(c) Description of relationship
--------------------------	--------------------------	---------------------------------

Sign Here

Under penalties of perjury, I declare that I have examined this return, including accompanying schedules and statements, and to the best of my knowledge and belief, it is true, correct, and complete. Declaration of preparer (other than taxpayer or fiduciary) is based on all information of which preparer has any knowledge.

Signature of officer or trustee

2011-05-11

Date

Title

Paid Preparer's Use Only

Preparer's Signature

NANCY HAMMERNIK EA

Date

2011-05-11

Check if self-employed

☐

PTIN

Firm's name

M & I TRUST CO NA

11270 WEST PARK PLACE SUITE 400

Firm's address

MILWAUKEE, WI 53224

Firm's EIN

Phone no

(414) 815-3500

Form 990-PF (2010)

Note: To capture the full content of this document, please select landscape mode (11" x 8.5") when printing.

TY 2010 Gain/Loss from Sale of Other Assets Schedule

Name: DELFING CHAR TR SISTER IRMGARD CO MARSHALL & ILSLEY TRUST CO NA

EIN: 39-6781271

Name	Date Acquired	How Acquired	Date Sold	Purchaser Name	Gross Sales Price	Basis	Basis Method	Sales Expenses	Total (net)	Accumulated Depreciation
SEE ATTACHED SCHEDULE	2009-04	Purchased	2010-10		3,445,187	3,387,674			57,513	

TY 2010 Other Decreases Schedule

Name: DELFING CHAR TR SISTER IRMGARD CO MARSHALL & ILSLEY TRUST
CO NA

EIN: 39-6781271

Description	Amount
INTEREST PAID ON PURCHASE CURRENT YEAR	171
ADJUSTMENT FOR DIFFERENCE IN ACCRUALS	3,355

TY 2010 Other Income Schedule

Name: DELFING CHAR TR SISTER IRMGARD CO MARSHALL & ILSLEY TRUST
CO NA

EIN: 39-6781271

Description	Revenue And Expenses Per Books	Net Invest ment Income	Adjusted Net Income
TAX REFUND	246		

TY 2010 Other Increases Schedule

Name: DELFING CHAR TR SISTER IRMGARD CO MARSHALL & ILSLEY TRUST
CO NA

EIN: 39-6781271

Description	Amount
INTEREST PAID ON PURCHASE PRIOR YEAR	631

TY 2010 Taxes Schedule

Name: DELFING CHAR TR SISTER IRMGARD CO MARSHALL & ILSLEY TRUST
CO NA

EIN: 39-6781271

Category	Amount	Net Investment Income	Adjusted Net Income	Disbursements for Charitable Purposes
ESTIMATED TAX	2,438			
FOREIGN TAX PAID	2,553			

ACCT F064
FROM 01/01/2010
TO 12/31/2010

MARSHALL & ILSLEY TRUST COMPANY N A
STATEMENT OF CAPITAL GAINS AND LOSSES
SISTER IRMGARD DELFING CHAR TR

PAGE 57
RUN 05/04/2011
12 42 50 PM

TRUST YEAR ENDING 12/31/2010

TAX PREPARER NLH
TRUST ADMINISTRATOR RJC
INVESTMENT OFFICER MPC

LEGEND F - FEDERAL S - STATE I - INHERITED
E - EXEMPT FROM STATE U - ACQ COST UNKNOWN

PROPERTY DESCRIPTION	SHARES	DATE	SALES PRICE	COST BASIS	GAIN/LOSS	TERM
50000 0000 AMERICAN GEN FIN CORP MEDIUM TERM SR NTS TRANCHE # TR 00378 S 375% DTD - 02635PRT2 - MINOR = 240						
SOLD		10/05/2010	47437 50			
ACQ	50000 0000	06/27/2006	47437 50	48262 00	-824 50	LT15
50000.0000 BARCLAYS BK PLC 3 90% DTD 04/07/2010 DUE 04/07/2015 - 06739GBB4 - MINOR = 290						
SOLD		08/05/2010	52136 00			
ACQ	50000 0000	03/30/2010	52136 00	49997 50	2138 50	ST
22000 0000 CRH AMER INC GTD NT 6 95% DTD 03/20/2002 DUE 03/15/2012 - 12626PAD5 - MINOR = 210						
SOLD		12/15/2010	23005 40			
ACQ	22000 0000	11/18/2005	23005 40	24274 61	-1269 21	LT15
8000 0000 CRH AMER INC GTD NT 6 95% DTD 03/20/2002 DUE 03/15/2012 - 12626PAD5 - MINOR = 210						
SOLD		12/30/2010	8345 60			
ACQ	8000 0000	11/18/2005	8345 60	8267 89	77 71	LT15
30000 0000 CISCO SYS INC 4 45% DTD 11/17/2009 DUE 01/15/2020 - 17275RAH5 - MINOR = 210						
SOLD		04/14/2010	30021 60			
ACQ	30000 0000	11/09/2009	30021 60	29955 60	66 00	ST
20000 0000 COMCAST CORP NEW NT 4 95% DTD 06/09/2005 DUE 06/15/2016 - 20030NAG6 - MINOR = 210						
SOLD		08/03/2010	22078 00			
ACQ	20000 0000	06/06/2005	22078 00	19920 80	2157 20	LT15
40000 0000 COMMERCIAL MTG TR 2007 GG9 MTG PASSTHRU CTF CL A M 5 475% DTD - 20173QAG6 - MINOR = 243						
SOLD		01/26/2010	32600 00			
ACQ	40000 0000	11/08/2007	32600 00	38553 12	-5953 12	LT15
45000 0000 CREDIT SUISSE AG MEDIUM TERM SUB NTS TRANCHE # TR 00004 5 40% DTD - 22546QAD9 - MINOR = 290						
SOLD		04/20/2010	46038 60			
ACQ	45000 0000	01/11/2010	46038 60	44890 20	1148 40	ST
40000 0000 DOW CHEM CO NT 7 60% DTD 05/13/2009 DUE 05/15/2014 - 260543BW2 - MINOR = 210						
SOLD		05/18/2010	46383 60			
ACQ	40000 0000	05/07/2009	46383 60	39875 20	6508 40	LT15
35000 0000 ENERGY TRANSFER PARTNERS L P SR NT 8 50% DTD 04/07/2009 DUE 04/15/2014 - 29273RAL3 - MINOR = 200						
SOLD		04/06/2010	40651 10			
ACQ	35000 0000	04/02/2009	40651 10	34998 60	5652 50	LT15
264 6000 FEDERAL HOME LN MTG CORP PARTN GOLD GROUP #J03500 6 000% DTD 09/01/06 - 3128PE3H9 - MINOR = 053						
SOLD		01/15/2010	264 60			
ACQ	264 6000	11/08/2006	264 60	264 60	0 00	LT15
2770 8600 FEDERAL HOME LN MTG CORP PARTN GOLD GROUP #J03500 6 000% DTD 09/01/06 - 3128PE3H9 - MINOR = 053						
SOLD		02/15/2010	2770 86			
ACQ	2770 8600	11/08/2006	2770 86	2770 86	0 00	LT15
6758 0500 FEDERAL HOME LN MTG CORP PARTN GOLD GROUP #J03500 6 000% DTD 09/01/06 - 3128PE3H9 - MINOR = 053						
SOLD		03/15/2010	6758 05			
ACQ	6758 0500	11/08/2006	6758 05	6758 05	0 00	LT15
235 3800 FEDERAL HOME LN MTG CORP PARTN GOLD GROUP #J03500 6 000% DTD 09/01/06 - 3128PE3H9 - MINOR = 053						
SOLD		04/15/2010	235 38			
ACQ	235 3800	11/08/2006	235 38	235 38	0 00	LT15
229 7400 FEDERAL HOME LN MTG CORP PARTN GOLD GROUP #J03500 6 000% DTD 09/01/06 - 3128PE3H9 - MINOR = 053						
SOLD		05/15/2010	229 74			
ACQ	229 7400	11/08/2006	229 74	229 74	0 00	LT15
203 9100 FEDERAL HOME LN MTG CORP PARTN GOLD GROUP #J03500 6 000% DTD 09/01/06 - 3128PE3H9 - MINOR = 053						
SOLD		06/15/2010	203 91			
ACQ	203 9100	11/08/2006	203 91	203 91	0 00	LT15
250 0300 FEDERAL HOME LN MTG CORP PARTN GOLD GROUP #J03500 6 000% DTD 09/01/06 - 3128PE3H9 - MINOR = 053						
SOLD		07/15/2010	250 03			
ACQ	250 0300	11/08/2006	250 03	250 03	0 00	LT15
806 0700 FEDERAL HOME LN MTG CORP PARTN GOLD GROUP #J03500 6 000% DTD 09/01/06 - 3128PE3H9 - MINOR = 053						
SOLD		08/15/2010	806 07			
ACQ	806 0700	11/08/2006	806 07	806 07	0 00	LT15
3899 7700 FEDERAL HOME LN MTG CORP PARTN GOLD GROUP #J03500 6 000% DTD 09/01/06 - 3128PE3H9 - MINOR = 053						
SOLD		09/15/2010	3899 77			
ACQ	3899 7700	11/08/2006	3899 77	3899 77	0 00	LT15
1078 0700 FEDERAL HOME LN MTG CORP PARTN GOLD GROUP #J03500 6 000% DTD 09/01/06 - 3128PE3H9 - MINOR = 053						
SOLD		10/15/2010	1078 07			
ACQ	1078 0700	11/08/2006	1078 07	1078 07	0 00	LT15
1115 3500 FEDERAL HOME LN MTG CORP PARTN GOLD GROUP #J03500 6 000% DTD 09/01/06 - 3128PE3H9 - MINOR = 053						
SOLD		11/15/2010	1115 35			
ACQ	1115 3500	11/08/2006	1115 35	1115 35	0 00	LT15
225 0000 FEDERAL HOME LN MTG CORP PARTN GOLD GROUP #J03500 6 000% DTD 09/01/06 - 3128PE3H9 - MINOR = 053						
SOLD		12/15/2010	225 00			
ACQ	225 0000	11/08/2006	225 00	225 00	0 00	LT15
60000 0000 FEDERAL NATL MTG ASSN 4 25% DTD 07/22/2005 DUE 08/15/2010 - 31359MYN7 - MINOR = 055						
SOLD		08/15/2010	58316 82			
ACQ	60000 0000	09/12/2006	58316 82	58316 82	0 00	LT15
111 7700 FEDERAL NATL MTG ASSN GTD PASS THRU CTF POOL #555203 7 000% DTD - 31385WX87 - MINOR = 060						
SOLD		01/25/2010	111 77			
ACQ	6 7440	06/02/2004	6 74	6 74	0 00	LT15
	105 0260	06/01/2004	105 03	105 03	0 00	LT15
93 6100 FEDERAL NATL MTG ASSN GTD PASS THRU CTF POOL #555203 7 000% DTD - 31385WX87 - MINOR = 060						
SOLD		02/25/2010	93 61			
ACQ	5 6480	06/02/2004	5 65	5 65	0 00	LT15
	87 9620	06/01/2004	87 96	87 96	0 00	LT15
86 4600 FEDERAL NATL MTG ASSN GTD PASS THRU CTF POOL #555203 7 000% DTD - 31385WX87 - MINOR = 060						
SOLD		03/25/2010	86 46			
ACQ	5 2170	06/02/2004	5 22	5 22	0 00	LT15
	81 2430	06/01/2004	81 24	81 24	0 00	LT15
937 9900 FEDERAL NATL MTG ASSN GTD PASS THRU CTF POOL #555203 7 000% DTD - 31385WX87 - MINOR = 060						
SOLD		04/26/2010	937 99			
ACQ	56 5940	06/02/2004	56 59	56 59	0 00	LT15
	881 3960	06/01/2004	881 40	881 40	0 00	LT15

ACCT F064
FROM 01/01/2010
TO 12/31/2010

MARSHALL & ILSLEY TRUST COMPANY N A
STATEMENT OF CAPITAL GAINS AND LOSSES
SISTER IRMGARD DELFING CHAR TR

PAGE 58

RUN 05/04/2011
12 42 50 PM

TRUST YEAR ENDING 12/31/2010

TAX PREPARER NLH
TRUST ADMINISTRATOR RJC
INVESTMENT OFFICER MPC

LEGEND F - FEDERAL S - STATE I - INHERITED
E - EXEMPT FROM STATE U - ACQ COST UNKNOWN

PROPERTY DESCRIPTION	SHARES	DATE	SALES PRICE	COST BASIS	GAIN/LOSS	TERM
175 6900 FEDERAL NATL MTG ASSN GTD PASS THRU CTF POOL #555203 7 000% DTD - 31385WX87 - MINOR = 060						
SOLD		05/25/2010	175 69			
ACQ	10 6000	06/02/2004	10 60	10 60	0 00	LT15
	165 0900	06/01/2004	165 09	165 09	0 00	LT15
260.1100 FEDERAL NATL MTG ASSN GTD PASS THRU CTF POOL #555203 7 000% DTD - 31385WX87 - MINOR = 060						
SOLD		06/25/2010	260 11			
ACQ	15 6940	06/02/2004	15 69	15 69	0 00	LT15
	244 4160	06/01/2004	244 42	244 42	0 00	LT15
293 9200 FEDERAL NATL MTG ASSN GTD PASS THRU CTF POOL #555203 7.000% DTD - 31385WX87 - MINOR = 060						
SOLD		07/26/2010	293 92			
ACQ	17 7340	06/02/2004	17 73	17 73	0 00	LT15
	276 1860	06/01/2004	276 19	276 19	0 00	LT15
225 5200 FEDERAL NATL MTG ASSN GTD PASS THRU CTF POOL #555203 7 000% DTD - 31385WX87 - MINOR = 060						
SOLD		08/25/2010	225 52			
ACQ	13 6070	06/02/2004	13 61	13 61	0 00	LT15
	211 9130	06/01/2004	211 91	211 91	0 00	LT15
271 3600 FEDERAL NATL MTG ASSN GTD PASS THRU CTF POOL #555203 7 000% DTD - 31385WX87 - MINOR = 060						
SOLD		09/27/2010	271 36			
ACQ	16 3720	06/02/2004	16 37	16 37	0 00	LT15
	254 9880	06/01/2004	254 99	254 99	0 00	LT15
121 3900 FEDERAL NATL MTG ASSN GTD PASS THRU CTF POOL #555203 7 000% DTD - 31385WX87 - MINOR = 060						
SOLD		10/25/2010	121 39			
ACQ	7 3240	06/02/2004	7 32	7 32	0 00	LT15
	114 0660	06/01/2004	114 07	114 07	0 00	LT15
241.5700 FEDERAL NATL MTG ASSN GTD PASS THRU CTF POOL #555203 7 000% DTD - 31385WX87 - MINOR = 060						
SOLD		11/26/2010	241 58			
ACQ	14 5750	06/02/2004	14 58	14 58	-0 01	LT15
	226 9950	06/01/2004	227 00	226 99	0 00	LT15
278 4900 FEDERAL NATL MTG ASSN GTD PASS THRU CTF POOL #555203 7 000% DTD - 31385WX87 - MINOR = 060						
SOLD		12/27/2010	278 49			
ACQ	16 8030	06/02/2004	16 80	16 80	0 00	LT15
	261 6870	06/01/2004	261 69	261 69	0 00	LT15
192 0200 FEDERAL NATL MTG ASSN GTD PASS THRU CTF POOL #555203 7.000% DTD - 31385WX87 - MINOR = 060						
SOLD		12/31/2010	192 02			
ACQ	11 5860	06/02/2004	11 59	11 59	0 00	LT15
	180 4340	06/01/2004	180 43	180 43	0 00	LT15
CHANGED 02/15/11 KSD						
7610 5900 FEDERAL HOME LN MTG CORP MULTICLASS MTG PARTN CTFS GTD SER 2745 CL AY - 31394PYA5 - MINOR = 054						
SOLD		03/15/2010	7610 59			
ACQ	7610 5900	12/15/2004	7610 59	7610 59	0 00	LT15
4706 4900 FEDERAL HOME LN MTG CORP MULTICLASS MTG PARTN CTFS GTD SER 2745 CL AY - 31394PYA5 - MINOR = 054						
SOLD		04/15/2010	4706 49			
ACQ	4706 4900	12/15/2004	4706 49	4706 49	0 00	LT15
4630 2200 FEDERAL HOME LN MTG CORP MULTICLASS MTG PARTN CTFS GTD SER 2745 CL AY - 31394PYA5 - MINOR = 054						
SOLD		05/15/2010	4630 22			
ACQ	4630 2200	12/15/2004	4630 22	4630 22	0 00	LT15
3601 0500 FEDERAL HOME LN MTG CORP MULTICLASS MTG PARTN CTFS GTD SER 2745 CL AY - 31394PYA5 - MINOR = 054						
SOLD		06/15/2010	3601 05			
ACQ	3601 0500	12/15/2004	3601 05	3601 05	0 00	LT15
3284 1600 FEDERAL HOME LN MTG CORP MULTICLASS MTG PARTN CTFS GTD SER 2745 CL AY - 31394PYA5 - MINOR = 054						
SOLD		07/15/2010	3284 16			
ACQ	3284 1600	12/15/2004	3284 16	3284 16	0 00	LT15
4863.9000 FEDERAL HOME LN MTG CORP MULTICLASS MTG PARTN CTFS GTD SER 2745 CL AY - 31394PYA5 - MINOR = 054						
SOLD		08/15/2010	4863 90			
ACQ	4863 9000	12/15/2004	4863 90	4863 90	0 00	LT15
5044 4400 FEDERAL HOME LN MTG CORP MULTICLASS MTG PARTN CTFS GTD SER 2745 CL AY - 31394PYA5 - MINOR = 054						
SOLD		09/15/2010	5044 44			
ACQ	5044 4400	12/15/2004	5044 44	5044 44	0 00	LT15
6252 7500 FEDERAL HOME LN MTG CORP MULTICLASS MTG PARTN CTFS GTD SER 2745 CL AY - 31394PYA5 - MINOR = 054						
SOLD		10/15/2010	6252 75			
ACQ	6252 7500	12/15/2004	6252 75	6252 75	0 00	LT15
6194.9400 FEDERAL HOME LN MTG CORP MULTICLASS MTG PARTN CTFS GTD SER 2745 CL AY - 31394PYA5 - MINOR = 054						
SOLD		11/15/2010	6194 94			
ACQ	6194 9400	12/15/2004	6194 94	6194 94	0 00	LT15
4072 0600 FEDERAL HOME LN MTG CORP MULTICLASS MTG PARTN CTFS GTD SER 2745 CL AY - 31394PYA5 - MINOR = 054						
SOLD		12/15/2010	4072 06			
ACQ	4072 0600	12/15/2004	4072 06	4072 06	0 00	LT15
7972 3800 FEDERAL HOME LN MTG CORP MULTICLASS MTG PARTN CTFS GTD SER 2745 CL AY - 31394PYA5 - MINOR = 054						
SOLD		12/31/2010	7972 38			
ACQ	7972 3800	12/15/2004	7972 38	7972 38	0 00	LT15
CHANGED 02/07/11 DLM						
720 7000 FEDERAL HOME LN MTG CORP MULTICLASS MTG PARTN CTFS GTD 5 50% DTD - 31396ECH7 - MINOR = 054						
SOLD		01/15/2010	720 70			
ACQ	720 7000	10/17/2005	720 70	720 70	0 00	LT15
703 1300 FEDERAL HOME LN MTG CORP MULTICLASS MTG PARTN CTFS GTD 5 50% DTD - 31396ECH7 - MINOR = 054						
SOLD		02/15/2010	703 13			
ACQ	703 1300	10/17/2005	703 13	703 13	0 00	LT15
685 9100 FEDERAL HOME LN MTG CORP MULTICLASS MTG PARTN CTFS GTD 5 50% DTD - 31396ECH7 - MINOR = 054						
SOLD		03/15/2010	685 91			
ACQ	685 9100	10/17/2005	685 91	685 91	0 00	LT15
94 8900 FEDERAL HOME LN MTG CORP MULTICLASS MTG PARTN CTFS GTD 5 50% DTD - 31396ECH7 - MINOR = 054						
SOLD		04/15/2010	94 89			
ACQ	94 8900	10/17/2005	94 89	171 45	-76 56	LT15

ACCT F064
FROM 01/01/2010
TO 12/31/2010

MARSHALL & ILSLEY TRUST COMPANY N A
STATEMENT OF CAPITAL GAINS AND LOSSES
SISTER IRMGARD DELFING CHAR TR
TRUST YEAR ENDING 12/31/2010

PAGE 59
RUN 05/04/2011
12 42 50 PM

TAX PREPARER NLH
TRUST ADMINISTRATOR RJC
INVESTMENT OFFICER MPC

LEGEND F - FEDERAL S - STATE I - INHERITED
E - EXEMPT FROM STATE U - ACQ COST UNKNOWN

PROPERTY DESCRIPTION	SHARES	DATE	SALES PRICE	COST BASIS	GAIN/LOSS	TERM
411 0300 FEDERAL NATL MTG ASSN GTD PASSTHRU CTF POOL #720078 5		01/25/2010	411 03	500% DTD - 31401V6P1 - MINOR = 060		
SOLD		01/25/2010	411 03			
ACQ	411 0300	03/11/2004	411 03	411 03	0 00	LT15
352.5300 FEDERAL NATL MTG ASSN GTD PASSTHRU CTF POOL #720078 5		02/25/2010	352 53	500% DTD - 31401V6P1 - MINOR = 060		
SOLD		02/25/2010	352 53			
ACQ	352 5300	03/11/2004	352 53	352 53	0 00	LT15
338 9600 FEDERAL NATL MTG ASSN GTD PASSTHRU CTF POOL #720078 5		03/25/2010	338 96	500% DTD - 31401V6P1 - MINOR = 060		
SOLD		03/25/2010	338 96			
ACQ	338 9600	03/11/2004	338 96	338 96	0 00	LT15
85 3600 FEDERAL NATL MTG ASSN GTD PASSTHRU CTF POOL #720078 5		04/26/2010	85 36	500% DTD - 31401V6P1 - MINOR = 060		
SOLD		04/26/2010	85 36			
ACQ	85 3600	03/11/2004	85 36	85 36	0 00	LT15
351 8800 FEDERAL NATL MTG ASSN GTD PASSTHRU CTF POOL #720078 5		05/25/2010	351 88	500% DTD - 31401V6P1 - MINOR = 060		
SOLD		05/25/2010	351 88			
ACQ	351 8800	03/11/2004	351 88	351 88	0 00	LT15
593 1000 FEDERAL NATL MTG ASSN GTD PASSTHRU CTF POOL #720078 5		06/25/2010	593 10	500% DTD - 31401V6P1 - MINOR = 060		
SOLD		06/25/2010	593 10			
ACQ	593 1000	03/11/2004	593 10	593 10	0 00	LT15
623 8500 FEDERAL NATL MTG ASSN GTD PASSTHRU CTF POOL #720078 5		07/26/2010	623 85	500% DTD - 31401V6P1 - MINOR = 060		
SOLD		07/26/2010	623 85			
ACQ	623 8500	03/11/2004	623 85	623 85	0 00	LT15
346 0100 FEDERAL NATL MTG ASSN GTD PASSTHRU CTF POOL #720078 5		08/25/2010	346 01	500% DTD - 31401V6P1 - MINOR = 060		
SOLD		08/25/2010	346 01			
ACQ	346 0100	03/11/2004	346 01	346 01	0 00	LT15
609 4500 FEDERAL NATL MTG ASSN GTD PASSTHRU CTF POOL #720078 5		09/27/2010	609 45	500% DTD - 31401V6P1 - MINOR = 060		
SOLD		09/27/2010	609 45			
ACQ	609 4500	03/11/2004	609 45	609 45	0 00	LT15
80 9600 FEDERAL NATL MTG ASSN GTD PASSTHRU CTF POOL #720078 5		10/25/2010	80 96	500% DTD - 31401V6P1 - MINOR = 060		
SOLD		10/25/2010	80 96			
ACQ	80 9600	03/11/2004	80 96	80 96	0 00	LT15
669 2200 FEDERAL NATL MTG ASSN GTD PASSTHRU CTF POOL #720078 5		11/26/2010	669 22	500% DTD - 31401V6P1 - MINOR = 060		
SOLD		11/26/2010	669 22			
ACQ	669 2200	03/11/2004	669 22	669 22	0 00	LT15
317 9000 FEDERAL NATL MTG ASSN GTD PASSTHRU CTF POOL #720078 5		12/27/2010	317 90	500% DTD - 31401V6P1 - MINOR = 060		
SOLD		12/27/2010	317 90			
ACQ	317 9000	03/11/2004	317 90	317 90	0 00	LT15
78 9000 FEDERAL NATL MTG ASSN GTD PASSTHRU CTF POOL #720078 5		12/31/2010	78 90	500% DTD - 31401V6P1 - MINOR = 060		
SOLD		12/31/2010	78 90			
ACQ	78 9000	03/11/2004	78 90	78 90	0 00	LT15
CHANGED 02/15/11 KSD						
36.9400 FEDERAL NATL MTG ASSN GTD PASSTHRU CTF POOL #749375 5		01/25/2010	36 94	500% DTD - 31403HQ45 - MINOR = 060		
SOLD		01/25/2010	36 94			
ACQ	36 9400	03/12/2004	36 94	36 94	0 00	LT15
429 0800 FEDERAL NATL MTG ASSN GTD PASSTHRU CTF POOL #749375 5		02/25/2010	429 08	500% DTD - 31403HQ45 - MINOR = 060		
SOLD		02/25/2010	429 08			
ACQ	429.0800	03/12/2004	429 08	429 08	0 00	LT15
35 8600 FEDERAL NATL MTG ASSN GTD PASSTHRU CTF POOL #749375 5		03/25/2010	35 86	500% DTD - 31403HQ45 - MINOR = 060		
SOLD		03/25/2010	35 86			
ACQ	35 8600	03/12/2004	35 86	35 86	0 00	LT15
37 0400 FEDERAL NATL MTG ASSN GTD PASSTHRU CTF POOL #749375 5		04/26/2010	37 04	500% DTD - 31403HQ45 - MINOR = 060		
SOLD		04/26/2010	37 04			
ACQ	37 0400	03/12/2004	37 04	37 04	0 00	LT15
39 1800 FEDERAL NATL MTG ASSN GTD PASSTHRU CTF POOL #749375 5		05/25/2010	39 18	500% DTD - 31403HQ45 - MINOR = 060		
SOLD		05/25/2010	39 18			
ACQ	39 1800	03/12/2004	39 18	39 18	0 00	LT15
1563 4400 FEDERAL NATL MTG ASSN GTD PASSTHRU CTF POOL #749375 5		06/25/2010	1563 44	500% DTD - 31403HQ45 - MINOR = 060		
SOLD		06/25/2010	1563 44			
ACQ	1563 4400	03/12/2004	1563 44	1563 44	0 00	LT15
449 0400 FEDERAL NATL MTG ASSN GTD PASSTHRU CTF POOL #749375 5		07/26/2010	449 04	500% DTD - 31403HQ45 - MINOR = 060		
SOLD		07/26/2010	449 04			
ACQ	449 0400	03/12/2004	449 04	449 04	0 00	LT15
386 2900 FEDERAL NATL MTG ASSN GTD PASSTHRU CTF POOL #749375 5		08/25/2010	386 29	500% DTD - 31403HQ45 - MINOR = 060		
SOLD		08/25/2010	386 29			
ACQ	386 2900	03/12/2004	386 29	386 29	0 00	LT15
32 0700 FEDERAL NATL MTG ASSN GTD PASSTHRU CTF POOL #749375 5		09/27/2010	32 07	500% DTD - 31403HQ45 - MINOR = 060		
SOLD		09/27/2010	32 07			
ACQ	32.0700	03/12/2004	32 07	32 07	0 00	LT15
407 3100 FEDERAL NATL MTG ASSN GTD PASSTHRU CTF POOL #749375 5		10/25/2010	407 31	500% DTD - 31403HQ45 - MINOR = 060		
SOLD		10/25/2010	407 31			
ACQ	407 3100	03/12/2004	407 31	407 31	0 00	LT15
32 7900 FEDERAL NATL MTG ASSN GTD PASSTHRU CTF POOL #749375 5		11/26/2010	32 79	500% DTD - 31403HQ45 - MINOR = 060		
SOLD		11/26/2010	32 79			
ACQ	32 7900	03/12/2004	32 79	32 79	0 00	LT15
33 0600 FEDERAL NATL MTG ASSN GTD PASSTHRU CTF POOL #749375 5		12/27/2010	33 06	500% DTD - 31403HQ45 - MINOR = 060		
SOLD		12/27/2010	33 06			
ACQ	33 0600	03/12/2004	33 06	33 06	0 00	LT15
365.2400 FEDERAL NATL MTG ASSN GTD PASSTHRU CTF POOL #749375 5		12/31/2010	365 24	5.000% DTD - 31403HQ45 - MINOR = 060		
SOLD		12/31/2010	365 24			
ACQ	365 2400	03/12/2004	365 24	365 24	0 00	LT15
CHANGED 02/15/11 KSD						
18000 0000 FISERV INC SR NT 6 125% DTD 11/20/2007 DUE 11/20/2012		10/13/2010	19260 00	- 337738AF5 - MINOR = 210		
SOLD		10/13/2010	19260 00			
ACQ	18000 0000	10/27/2008	19260 00	15937 02	3322 98	LT15

ACCT F064
FROM 01/01/2010
TO 12/31/2010

MARSHALL & ILSLEY TRUST COMPANY N A
STATEMENT OF CAPITAL GAINS AND LOSSES
SISTER IRMGARD DELFING CHAR TR

PAGE 60
RUN 05/04/2011
12 42 50 PM

TRUST YEAR ENDING 12/31/2010

TAX PREPARER NLH
TRUST ADMINISTRATOR RJC
INVESTMENT OFFICER MPC

LEGEND F - FEDERAL S - STATE I - INHERITED
E - EXEMPT FROM STATE U - ACQ COST UNKNOWN

PROPERTY DESCRIPTION	SHARES	DATE	SALES PRICE	COST BASIS	GAIN/LOSS	TERM
50000 0000 GE GLOBAL INS HLDG CORP NT 7 50% DTD 06/23/2000 DUE 06/15/2010 - 36158FAC4 - MINOR = 240						
SOLD		06/15/2010	50000.00			
ACQ	50000 0000	01/07/2005	50000 00	56416 50	-6416 50	LT15
40000 0000 GENERAL ELEC CAP CORP MEDIUM TERM NTS TRANCHE # TR 00798 5 40% DTD - 36962G3F9 - MINOR = 240						
SOLD		11/05/2010	44471 20			
ACQ	40000 0000	07/02/2008	44471 20	40094 12	4377 08	LT15
40000 0000 GENWORTH GLOBAL FDG TRS SECD MEDIUM TERM NTS TRANCHE # TR 00013 5 20% - 37247XAN2 - MINOR = 240						
SOLD		10/08/2010	40000 00			
ACQ	40000 0000	10/03/2007	40000 00	39972 80	27 20	LT15
2420 8650 GOLDMAN SACHS SMALL CAP VALUE FD INST #651 - 38142V209 - MINOR = 496						
SOLD		03/12/2010	86642 77			
ACQ	2420 8650	11/19/2008	86642 77	53380 08	33262 69	LT15
10308 4790 HARBOR FD CAP APPRECIATION FD - 411511504 - MINOR = 571						
SOLD		03/12/2010	346571 08			
ACQ	5216 4840	10/09/2007	175378.20	200000 00	-24621 80	LT15
	5091 9950	03/02/2004	171192 88	138247 66	32945 22	LT15
40000 0000 HASBRO INC NT 6 125% DTD 05/13/2009 DUE 05/15/2014 - 418056AR8 - MINOR = 210						
SOLD		05/11/2010	44451 60			
ACQ	40000 0000	05/08/2009	44451 60	39972 40	4479 20	LT15
35000 0000 HEWLETT PACKARD CO GLOBAL NT FLTG RATE DTD 05/27/2009 DUE - 428236AZ6 - MINOR = 210						
SOLD		02/04/2010	35463 02			
ACQ	35000.0000	05/21/2009	35463 02	35000 00	463 02	ST
30000 0000 KRAFT FOODS INC NT 5 375% DTD 02/08/2010 DUE 02/10/2020 - 50075NBA1 - MINOR = 210						
SOLD		09/14/2010	33173 70			
ACQ	30000 0000	02/04/2010	33173 70	29752 80	3420 90	ST
89619 0640 MARSHALL LARGE CAP VALUE FD I #926 - 572353563 - MINOR = 571						
SOLD		10/21/2010	923076 35			
ACQ	3127 7110	12/06/2007	32215 42	43512 25	-11296 83	LT15
	5808 1490	12/07/2006	59823 93	80220 79	-20396 86	LT15
	5721 0270	12/07/2006	58926 58	79017 48	-20090 90	LT15
	13349 4470	12/08/2005	137499 30	173289 94	-35790 64	LT15
	2458 6230	12/08/2005	25323 82	31915 52	-6591 70	LT15
	949 5500	12/08/2005	9780 37	12326 17	-2545 80	LT15
	174 8830	12/08/2005	1801 29	2270 16	-468 87	LT15
	25441 1140	09/22/2008	262043 47	291809 58	-29766 11	LT15
	54 9230	12/18/2008	565 71	498 15	67 56	LT15
	16155 0420	11/19/2008	166396 93	133763 75	32633 18	LT15
	16378 5950	03/12/2010	168699 53	173285 54	-4586 01	ST
35000 0000 MEDTRONIC INC SR NT CONV 1 50% DTD 04/18/2006 DUE 04/15/2011 - 585055AL0 - MINOR = 250						
SOLD		01/12/2010	35152 07			
ACQ	35000 0000	05/08/2009	35152 07	33320 00	1832 07	ST
40000 0000 METLIFE INC 6 75% DTD 05/29/2009 DUE 06/01/2016 - 59156RAU2 - MINOR = 240						
SOLD		01/27/2010	45698 80			
ACQ	40000 0000	05/26/2009	45698 80	39905 20	5793 60	ST
25000 0000 MICHIGAN MUN BD AUTH REV ST AID REV NTS 2009B 6 00% DTD 05/06/2009 DUE - 59455TYR7 - MINOR = 160						
SOLD		01/20/2010	25000 00			
ACQ	25000 0000	05/01/2009	25000 00	25000 00	0 00	ST
40000 0000 NORTHERN TR CORP 5 50% DTD 08/13/2008 DUE 08/15/2013 - 665859AJ3 - MINOR = 240						
SOLD		06/21/2010	44143 60			
ACQ	40000 0000	08/06/2008	44143 60	39844 40	4299 20	LT15
35000 0000 ORACLE CORP 5 00% DTD 07/08/2009 DUE 07/08/2019 - 68389XAG0 - MINOR = 210						
SOLD		04/06/2010	36382 15			
ACQ	35000 0000	06/30/2009	36382 15	34869 45	1512 70	ST
40000 0000 PRUDENTIAL FINL INC MEDIUM TERM NTS TRANCHE # TR 00027 6 00% DTD - 74432QBC8 - MINOR = 240						
SOLD		01/22/2010	41928 82			
ACQ	40000 0000	07/22/2008	41928 82	37766 00	4162 82	LT15
35000.0000 TELECOM ITALIA CAP GTD SR NT 4 00% DTD 07/15/2005 DUE 01/15/2010 - 87927VAK4 - MINOR = 290						
SOLD		01/15/2010	33133 10			
ACQ	35000 0000	09/15/2006	33133 10	33133 10	0 00	LT15
35000 0000 TIME WARNER CABLE INC NT 6 20% DTD 06/19/2008 DUE 07/01/2013 - 88732JAK4 - MINOR = 210						
SOLD		10/06/2010	39447 45			
ACQ	35000 0000	07/01/2009	39447 45	36343 29	3104 16	LT15
45000 0000 UNION PAC CORP 5 125% DTD 02/20/2009 DUE 02/15/2014 - 907818DC9 - MINOR = 246						
SOLD		02/04/2010	48310 65			
ACQ	45000 0000	02/17/2009	48310 65	44988 75	3321 90	ST
25000 0000 US TREASURY NOTE 5 000% DTD 08/15/01 DUE 08/15/2011 - 9128277B2 - MINOR = 030						
SOLD		08/04/2010	26209 88			
ACQ	25000 0000	03/04/2004	26209 88	25342 25	867 63	LT15
40000 0000 US TREASURY NOTE 4 875% DTD 04/30/2006 DUE 04/30/2011 - 912828FD7 - MINOR = 030						
SOLD		07/30/2010	41381 12			
ACQ	40000 0000	05/23/2006	41381 12	39857 81	1523 31	LT15
50000 0000 US TREASURY NOTE 3 375% DTD 11/15/2009 DUE 11/15/2019 - 912828LY4 - MINOR = 030						
SOLD		01/21/2010	49021 98			
ACQ	45000 0000	12/10/2009	44119 78	44564 24	-444 46	ST-W
	5000 0000	12/22/2009	4902 20	4848 46	53.74	ST
30000 0000 US TREASURY NOTE 3 375% DTD 11/15/2009 DUE 11/15/2019 - 912828LY4 - MINOR = 030						
SOLD		01/29/2010	29420 97			
ACQ	30000 0000	01/22/2010	29420 97	29431 76	-10 79	ST
CHANGED 05/04/11 NLH						
35000 0000 US TREASURY NOTE 3 375% DTD 11/15/2009 DUE 11/15/2019 - 912828LY4 - MINOR = 030						
SOLD		02/02/2010	34252 73			
ACQ	15000 0000	01/22/2010	14679 74	14715 88	-36 14	ST-W
	20000 0000	01/28/2010	19572.99	19537 58	35 41	ST

ACCT F064
FROM 01/01/2010
TO 12/31/2010

MARSHALL & ILSLEY TRUST COMPANY N A
STATEMENT OF CAPITAL GAINS AND LOSSES
SISTER IRMGARD DELFING CHAR TR
TRUST YEAR ENDING 12/31/2010

PAGE 61
RUN 05/04/2011
12 42 50 PM

TAX PREPARER NLH
TRUST ADMINISTRATOR RJC
INVESTMENT OFFICER MPC

LEGEND. F - FEDERAL S - STATE I - INHERITED
E - EXEMPT FROM STATE U - ACQ COST UNKNOWN

PROPERTY DESCRIPTION	SHARES	DATE	SALES PRICE	COST BASIS	GAIN/LOSS	TERM
45000 0000 US TREASURY NOTE 3 375% DTD 11/15/2009 DUE 11/15/2019 - 912828LY4 - MINOR = 030						
SOLD		02/05/2010	44345 47			
ACQ 40000 0000		01/28/2010	39418 20	39075 16	343 04	ST
5000 0000		12/22/2009	4927 27	4848.46	78 81	ST
55000 0000 US TREASURY NOTE 3 375% DTD 11/15/2009 DUE 11/15/2019 - 912828LY4 - MINOR = 030						
SOLD		03/16/2010	53823 92			
ACQ 55000 0000		02/11/2010	53823 92	53537 13	286 79	ST
40000 0000 US TREASURY NOTE 3 625% DTD 02/15/2010 DUE 02/15/2020 - 912828MP2 - MINOR = 030						
SOLD		05/07/2010	40984 21			
ACQ 40000 0000		04/23/2010	40984 21	39379 85	1604 36	ST
45000 0000 US TREASURY NOTE 2 50% DTD 03/31/2010 DUE 03/31/2015 - 912828MW7 - MINOR = 030						
SOLD		05/20/2010	46002 87			
ACQ 45000 0000		04/05/2010	46002 87	44474 56	1528 31	ST
55000 0000 US TREASURY NOTE 2 625% DTD 08/15/2010 DUE 08/15/2020 - 912828NT3 - MINOR = 030						
SOLD		09/22/2010	55339 23			
ACQ 55000 0000		09/16/2010	55339 23	54398 66	940 57	ST
1640 6510 VANGUARD INSTL INDEX FD SH BEN INT - 922040100 - MINOR = 571						
SOLD		03/12/2010	173285 54			
ACQ 1640 6510		02/17/2004	173285 54	174105 88	-820 34	LT15
1215 3480 VANGUARD INSTL INDEX FD SH BEN INT - 922040100 - MINOR = 571						
SOLD		10/21/2010	131306 16			
ACQ 1215 3480		02/17/2004	131306 16	128972 73	2333 43	LT15
90000 0000 WACHOVIA BK COML MTG TR COML MTG PASSTHROUGH CTF5 SER MTG PASSTHRU - 92978MAE6 - MINOR = 243						
SOLD		03/16/2010	87988 36			
ACQ 90000 0000		11/21/2008	87988 36	50751 56	37236 80	LT15
3871 6250 WESTPORT FDS SMALL CAP CL I - 961323409 - MINOR = 570						
SOLD		10/21/2010	87537 44			
ACQ 1629 3100		03/09/2004	36838 70	37115 68	-276 98	LT15
2209 4560		02/25/2004	49955 80	50000 00	-44 20	LT15
32 8590		09/22/2008	742 94	720 93	22 01	LT15
40000 0000 WHIRLPOOL CORP MEDIUM TERM NTS TRANCHE # TR 00050 8 60% DTD - 96332HCB3 - MINOR = 210						
SOLD		10/05/2010	47799 20			
ACQ 40000 0000		04/29/2009	47799 20	39980 00	7819 20	LT15
25000 0000 XEROX CORP 4 25% DTD 12/04/2009 DUE 02/15/2015 - 984121BZ5 - MINOR = 210						
SOLD		09/14/2010	26659 75			
ACQ 25000 0000		12/01/2009	26659 75	24952 00	1707 75	ST
TOTALS			3444950 25	3404123 21		

SUMMARY OF CAPITAL GAINS/LOSSES

FEDERAL	SHORT TERM	LONG TERM 28%	LONG TERM 15%	ST WASH SALE	LT WASH SALE	1250 GAIN
SUBTOTAL FROM ABOVE	21679 07	0 00	19628 55	-480 60	0 00	0 00*
COMMON TRUST FUND	0 00	0 00	0 00			0 00
CAPITAL GAIN DIVIDENDS	0 00	0 00	16205 77			0 00
	21679 07	0 00	35834 32	-480 60	0 00	0 00
STATE						
SUBTOTAL FROM ABOVE	21679 07	0 00	19628 55	-480 60	0 00	0 00*
COMMON TRUST FUND	0 00	0 00	0 00			0 00
CAPITAL GAIN DIVIDENDS	0 00	0 00	16205 77			0 00
	21679 07	0 00	35834 32	-480 60	0 00	0 00
* - 1250 GAIN DETAILED ON TRANS PAGES, NOT ABOVE						

CAPITAL LOSS CARRYOVER

FEDERAL	0 00	0 00
WISCONSIN	0 00	0 00



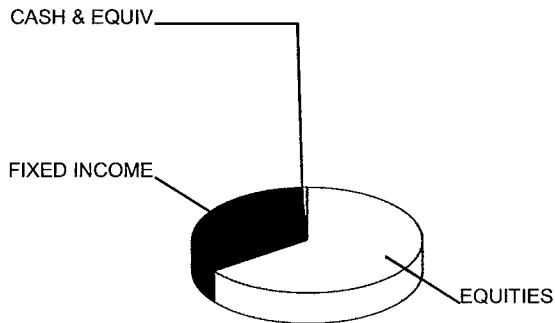
SISTER IRMGARD DELFING CHAR TR

Statement Period: 01/01/10 - 12/31/10

SCHOENSTATT SISTERS OF MARY
W284 N404 CHERRY LANE
WAUKESHA WI 53188-9416

Administrator:
Ronald J Clayton (414) 287-7181
Ronald.Clayton@micorp.Com
Portfolio Manager:
Michael P Cox (414) 287-8757
Michael.Cox@micorp.Com

Asset Allocation



Asset Valuation

Description	Market Value	% of Account
Cash & Equiv	129,427.25	0.9%
Fixed Income	4,862,605.22	34.1%
Equities	9,284,837.54	65.0%
Miscellaneous	0.00	
Total Portfolio	\$ 14,276,870.01	100.0%
Accrued Income	52,106.77	
Total Valuation	\$ 14,328,976.78	

Market Reconciliation

	Current Period	Year To Date
Beginning Market Value	\$ 13,380,240.10	\$ 13,380,240.10
Income		
Interest.....	232,213.04	232,213.04
Dividends.....	91,833.92	91,833.92
Other Income.....	1,440.00	1,440.00
Purchased Income.....	-8,336.59	-8,336.59
Disbursements.....	-775,765.72	-775,765.72
Realized Gains/(Losses).....	57,032.81	57,032.81
Change In Accrued Income.....	-1,634.06	-1,634.06
Change In Market Appreciation/(Depreciation).....	1,360,181.79	1,360,181.79
Non-Cash Asset Changes.....	-8,228.51	-8,228.51
Ending Market Value	\$ 14,328,976.78	\$ 14,328,976.78



SISTER IRMGARD DELFING CHAR TR

Statement Period: 01/01/10 - 12/31/10

Asset Position As of 12/31/10

Asset Description	Units	Market Value Cost	Est. Annual Income Accruals	Current Yield
Cash Equivalents				
Marshall Prime Money Market CI I	129,427.250	129,427.25 129,427.25	289.00 32.87	0.22%
Total Cash Equivalents		\$ 129,427.25 \$ 129,427.25	289.00 32.87	0.22%
Equities				
Davis N Y Venture Fd Inc CI Y	21,526.125	746,741.28 678,072.93	9,902.00	1.33%
Goldman Sachs Small Cap Value Fd Inst #651	9,711.901	402,072.70 214,147.42	2,136.00	0.53%
Harbor Fd Intl Fd Inst #2011	14,175.382	858,319.38 563,465.17	12,360.00	1.44%
Harbor Fd Cap Appreciation Fd Inst #2012	41,313.019	1,517,014.06 1,115,264.87	3,181.00	0.21%
Harris Assoc Invt Tr Oakmark Intl Fd #109	34,316.466	666,082.61 576,953.86	5,490.00	0.82%
Marshall Small Cap Growth Fd I #964	24,466.300	468,529.65 340,795.47	0.00	0.00%
Marshall Mid Cap Growth Fd CI I #963	28,074.081	533,407.54 370,507.95	477.00	0.09%
T Rowe Price Mid-Cap Growth Fd Inc #64	7,074.428	414,066.27 323,725.84	0.00	0.00%
Vanguard Selected Value Fund #934	31,309.868	587,373.12 497,011.38	9,111.00	1.55%
Vanguard Windsor II Fund #73	35,979.218	923,586.53 875,374.38	17,449.00	1.89%
Vanguard Institutional Index Fd #94	11,993.398	1,379,360.70 1,261,475.02	25,426.00	1.84%
Vanguard Mid Cap Index Fd CI I #864	23,472.088	477,891.71 360,519.71	5,844.00	1.22%
Westport Select Cap Fund Inst	12,229.787	310,391.99 219,702.22	0.00	0.00%



SISTER IRMGARD DELFING CHAR TR

Statement Period:

01/01/10 - 12/31/10

Asset Position As of 12/31/10

Asset Description	Units	Market Value Cost	Est. Annual Income Accruals	Current Yield
Total Equities		\$ 9,284,837.54 \$ 7,397,016.22	91,376.00 0.00	0.98%
Fixed Income				
Agilent Technologies Inc Sr NT 4.45% Dtd 09/14/2009 Due 09/14/2012 Callable	50,000.000	52,231.00 49,955.50	2,225.00 661.31	4.26%
Alliant Energy Corp Sr NT 4.00% Dtd 10/02/2009 Due 10/15/2014 Callable	45,000.000	46,625.40 44,842.95	1,800.00 380.00	3.86%
Alltel Corp Deb 7.00% Dtd 03/08/1996 Due 03/15/2016 Callable	15,000.000	17,682.60 15,580.20	1,050.00 309.16	5.94%
Invesco PLC New Sr NT 5.375% Dtd 12/14/2004 Due 12/15/2014 Callable	40,000.000	41,383.20 37,940.80	2,150.00 95.55	5.20%
Amvescap PLC Sr NT 5.625% Dtd 04/17/2007 Due 04/17/2012 Callable	40,000.000	41,556.00 41,400.40	2,250.00 462.50	5.41%
Appalachian Pwr Co Sr NT 3.40% Dtd 05/24/2010 Due 05/24/2015 Callable	40,000.000	40,931.60 39,890.80	1,360.00 139.77	3.32%
Arcelormittal Sa Luxembourg NT 5.375% Dtd 05/27/2008 Due 06/01/2013 Callable	40,000.000	42,518.00 40,248.40	2,150.00 179.16	5.06%
BB&T Corp Sr Medium Term Nts 3.85% Dtd 07/27/2009 Due 07/27/2012	35,000.000	36,410.15 34,986.35	1,347.00 576.43	3.70%
Bank Amer Fdg Corp 5.65% Dtd 05/02/2008 Due 05/01/2018	50,000.000	51,088.50 50,300.00	2,825.00 470.83	5.53%
Bear Stearns Coml Mtg Secs Tr 2007 PWR17 Mtg Passthru CTF Cl A M 5.915% Dtd 09/01/2007 Due 06/11/2050 IPD10	40,000.000	40,724.61 39,525.00	2,366.00 197.16	5.81%
Bear Stearns Cos Inc Global NT 5.30% Dtd 10/31/2005 Due 10/30/2015	40,000.000	43,407.20 37,439.60	2,120.00 359.22	4.88%
Bear Stearns Cos Inc Sr NT 5.35% Dtd 01/25/2007 Due 02/01/2012	35,000.000	36,624.70 34,953.80	1,872.00 780.20	5.11%



SISTER IRMGARD DELFING CHAR TR

Statement Period: 01/01/10 - 12/31/10

Asset Position As of 12/31/10

Asset Description	Units	Market Value Cost	Est. Annual Income Accruals	Current Yield
Berkshire Hathaway Inc Del Sr NT 3.20% Dtd 02/11/2010 Due 02/11/2015 Callable	30,000.000	30,956.40 29,975 10	960.00 373.33	3.10%
Berkshire Hathaway Inc Del Sr NT Fltg Rate Dtd 02/11/2010 Due 02/11/2013	30,000.000	30,148.80 30,000 00	214.00 29.83	0.71%
Boeing Cap Corp Sr NT 3.25% Dtd 10/27/2009 Due 10/27/2014 Callable	35,000.000	36,472.10 36,211 00	1,137.00 202 22	3.12%
CME Group Inc NT 5.75% Dtd 02/09/2009 Due 02/15/2014 Callable	40,000.000	44,290.00 39,935 60	2,300.00 868.88	5.19%
Crh Amer Inc NT 6.00% Dtd 09/14/2006 Due 09/30/2016 Callable	60,000.000	64,023.60 59,627 40	3,600.00 910.00	5.62%
California ST GO Bds Taxable 5.75% Dtd 04/01/2010 Due 03/01/2017 Callable	45,000.000	46,003.05 45,314.55	2,587.00 862.50	5.62%
Caterpillar Finl Svcs Corp Medium Term Nts Tranche # Tr 00819 6 20% Dtd 09/26/2008 Due 09/30/2013	40,000.000	44,907.20 39,957 20	2,480.00 626.88	5.52%
Cobalt Cmbs Mtg Tr Ser 2007 C3 Cl A 4 Fltg Rate Dtd 08/01/2007 Due 05/15/2046 IPD14	45,000.000	46,445.92 42,669 14	2,617 00 222.82	5.64%
Comcast Corp New NT 4.95% Dtd 06/09/2005 Due 06/15/2016 Callable	50,000.000	53,870.50 49,802.00	2,475.00 110.00	4.59%
Cooperatieve Centrale Raiffeisen Boerenleenbank B A Structured Structured Utrecht Brh Tranche # Tr 00035 2.125% Dtd 10/13/2010 Due 10/13/2015	30,000.000	29,013.00 29,926.50	637.00 138.12	2.20%
Countrywide Finl Corp MTN Bk Var Rate Dtd 06/07/2007 Due 05/07/2012 Non-Callable	35,000.000	34,574.40 28,705.60	254.00 38.37	0.73%
Credit Suisse First Boston USA Inc NT 6.125% Dtd 11/06/2001 Due 11/15/2011 Callable	35,000.000	36,671.95 36,636.95	2,143.00 273.92	5.85%



SISTER IRMGARD DELFING CHAR TR

Statement Period: 01/01/10 - 12/31/10

Asset Position As of 12/31/10

Asset Description	Units	Market Value Cost	Est. Annual Income Accruals	Current Yield
Discovery Communications LLC Sr NT 3.70% Dtd 06/03/2010 Due 06/01/2015 Callable	35,000.000	36,236.90 34,947.85	1,295.00 107.91	3.57%
Dow Chem Co Sr NT 5.90% Dtd 08/07/2009 Due 02/15/2015 Callable	40,000.000	44,287.60 43,630.80	2,360.00 891.55	5.33%
Eog Res Inc Sr NT 2.50% Dtd 11/23/2010 Due 02/01/2016 Callable	40,000.000	39,100.00 39,894.40	1,000.00 105.55	2.56%
Entergy Corp New Sr NT 3.625% Dtd 09/16/2010 Due 09/15/2015 Callable	45,000.000	44,508.15 44,965.35	1,631.00 475.78	3.67%
Entergy Gulf Sts LA LLC 1st Mtg Bd 6.00% Dtd 11/01/2008 Due 05/01/2018 Callable	55,000.000	60,442.80 62,070.80	3,300.00 550.00	5.46%
Enterprise Prods Oper LLC 5.20% Dtd 05/20/2010 Due 09/01/2020 Callable	45,000.000	46,620.90 44,865.45	2,340.00 780.00	5.02%
Federal Home Ln Mtg Corp Partn Gold Group #J03500 6.000% Dtd 09/01/06 Due 10/01/2021 IPD14	31,474.900	34,371.54 32,690.31	1,888.00 157.37	5.49%
Federal Home Ln Mtg Corp Deb 5.125% Dtd 07/16/2002 Due 07/15/2012	250,000.000	267,372.50 251,099.00	12,812.00 5,907.98	4.79%
Federal Home Ln Mtg Corp Deb 4.50% Dtd 01/21/2005 Due 01/15/2015	150,000.000	165,843.00 148,490.25	6,750.00 3,112.50	4.07%
Federal Natl Mtg Assn 4.50% Dtd 01/20/2006 Due 02/15/2011	80,000.000	80,404.80 80,679.20	3,600.00 1,360.00	4.48%
Federal Home Ln Mtg Corp Reference Nts 5.125% Dtd 10/12/2007 Due 11/17/2017	100,000.000	114,038.50 101,651.00	5,125.00 626.38	4.49%
Federal Natl Mtg Assn Gtd Pass Thru CTF Pool #555203 7.000% Dtd 01/01/03 Due 09/01/2032 IPD24	12,437.970	13,927.04 13,787.43	870.00 72.55	6.25%
Federal Home Ln Mtg Corp Multiclass Mtg Partn Ctfs Gtd Ser 2745 Cl Ay 5.00% Dtd 02/01/2004 Due 10/15/2029 IPD14	24,739.400	24,911.77 25,395.65	1,236.00 103.08	4.97%



SISTER IRMGARD DELFING CHAR TR

Statement Period:

01/01/10 - 12/31/10

Asset Position As of 12/31/10

Asset Description	Units	Market Value Cost	Est. Annual Income Accruals	Current Yield
Federal Natl Mtg Assn Gtd Passthru CTF Pool #720078 5.500% Dtd 07/01/03 Due 07/01/2033 IPD24	36,830 350	39,800.72 39,977.90	2,025 00 168.80	5 09%
Federal Natl Mtg Assn Gtd Passthru CTF Pool #749375 5.500% Dtd 10/01/03 Due 11/01/2033 IPD24	16,694 680	17,995 20 18,636.84	918.00 76 51	5 10%
Fiserv Inc Sr NT 6 125% Dtd 11/20/2007 Due 11/20/2012 Callable	22,000 000	23,792.56 19,478.58	1,347 00 153.46	5 66%
Gatx Corp Sr NT 4.75% Dtd 02/05/2010 Due 05/15/2015 Callable	50,000 000	52,339.00 49,604.00	2,375 00 303.47	4 54%
General Elec Cap Corp Medium Term Nts Tranche # Tr 00811 5.625% Dtd 04/21/2008 Due 05/01/2018	40,000.000	43,620.40 31,948.00	2,250.00 375.00	5 16%
General Elec Cap Corp Medium Term Nts 2.25% Dtd 11/09/2010 Due 11/09/2015	40,000 000	38,454 00 39,970.00	900.00 130 00	2 34%
Goldman Sachs Group Inc Medium Term Nts Tranche # Tr 00580 5.375% Dtd 03/08/2010 Due 03/15/2020	25,000.000	25,834 00 23,216.00	1,343.00 395 65	5 20%
Hasbro Inc 6.30% Dtd 09/17/2007 Due 09/15/2017 Callable	50,000.000	53,664 00 54,616.00	3,150 00 927 50	5.87%
Home Depot Inc 5.25% Dtd 12/19/2006 Due 12/16/2013 Callable	45,000 000	49,389 75 44,743.05	2,362.00 98.43	4.78%
ITT Corp 4.90% Dtd 05/01/2009 Due 05/01/2014 Callable	45,000.000	48,310 20 45,229.85	2,205.00 367.50	4.56%
Illinois ST GO Bds Series Taxable 4.421% Dtd 01/15/2010 Due 01/01/2015 Callable	30,000 000	30,044.40 30,000.00	1,326.00 663.15	4.41%
Ingersoll Rand Finl Corp Inter NT 6.875% Dtd 08/15/2008 Due 08/15/2018 Callable	35,000.000	40,282.90 34,949.95	2,406.00 909.02	5.97%
J P Morgan Chase & Co Medium Term Sr Nts Tranche # Sr 00192 4.85% Dtd 06/16/2008 Due 06/16/2011	40,000.000	40,800.40 39,986.80	1,940.00 80.83	4.75%



SISTER IRMGARD DELFING CHAR TR

Statement Period:

01/01/10 - 12/31/10

Asset Position As of 12/31/10

Asset Description	Units	Market Value Cost	Est. Annual Income Accruals	Current Yield
JPMorgan Chase & Co FDIC Tlcp Gtd NT 2.125% Dtd 12/22/2008 Due 06/22/2012 Non-Callable	75,000.000	76,674.75 74,962.50	1,593.00 39.84	2.08%
Lehman Brothers Hldgs Inc Medium Term Nts Tranche # Tr 00700 5.25% Dtd 01/12/2007 Due 02/06/2012 (In Default)	40,000.000	9,250.00 40,134.40	0 00	0.00%
Merrill Lynch & Co Inc Medium Term Nts Tranche # Tr 00677 6.875% Dtd 04/25/2008 Due 04/25/2018	40,000.000	43,774.40 39,965.60	2,750.00 504.16	6.28%
Midamerican Energy Hldgs Co New Sr NT 5 875% Dtd 10/04/2002 Due 10/01/2012 Callable	40,000.000	43,158.40 42,538.00	2,350 00 985 69	5 45%
Nabors Inds Inc Sr NT Conv 0.94% Dtd 05/23/2006 Due 05/15/2011 Non-Callable	40,000 000	39,750.00 39,550 00	376.00 48 04	0 95%
Ontario Prov Cda Bd 2.95% Dtd 02/05/2010 Due 02/05/2015 Non-Callable	55,000.000	56,773.75 54,936.75	1,622 00 658 01	2.86%
Pepsiamericas Inc NT 4.375% Dtd 02/12/2009 Due 02/15/2014 Callable	60,000 000	64,891.80 62,002 80	2,625.00 991 66	4 05%
Prologis NT 6.25% Dtd 03/16/2010 Due 03/15/2017 Callable	50,000 000	52,173.00 49,818 50	3,125 00 920 13	5 99%
Prudential Finl Inc Medium Term Nts Tranche # Tr 00002 4 50% Dtd 07/07/2003 Due 07/15/2013	45,000 000	47,722.05 43,031.40	2,025.00 933 75	4 24%
Reinsurance Group Amer Inc 6.45% Dtd 11/06/2009 Due 11/15/2019	50,000.000	52,771.50 49,915.00	3,225.00 412 08	6.11%
Regional Transn Auth III GO Working Cash Nts 2010 C Taxable 2 843% Dtd 07/28/2010 Due 07/01/2012 Non-Callable	30,000.000	30,276.60 30,000.00	852.00 362.48	2.82%
Roper Inds Inc New 6.625% Dtd 08/04/2008 Due 08/15/2013 Callable	40,000.000	44,581 60 39,990.40	2,650.00 1,001.11	5.94%



SISTER IRMGARD DELFING CHAR TR

Statement Period: 01/01/10 - 12/31/10

Asset Position As of 12/31/10

Asset Description	Units	Market Value Cost	Est. Annual Income Accruals	Current Yield
Southwestern Elec Pwr Co Sr NT Ser E 5.55% Dtd 01/11/2007 Due 01/15/2017 Callable	30,000 000	31,885.50 31,680 30	1,665 00 767.75	5.22%
TD Ameritrade Hldg Corp Sr NT 5 60% Dtd 11/25/2009 Due 12/01/2019 Callable	35,000 000	36,652.35 34,951.70	1,960.00 163.33	5.35%
Telecom Italia Cap Gtd Sr NT Ser B 5.25% Dtd 05/15/2004 Due 11/15/2013 Callable	40,000 000	41,672 40 39,582.80	2,100.00 268.33	5.04%
Thomson Reuters Corp NT 5.95% Dtd 06/20/2008 Due 07/15/2013 Callable	40,000.000	44,404 00 39,799.20	2,380 00 1,097.44	5.36%
US Treasury Note 5.000% Dtd 08/15/01 Due 08/15/2011	25,000.000	25,738.38 25,332 41	1,250.00 472.14	4.86%
US Treasury Note 4.750% Dtd 05/15/04 Due 05/15/2014	50,000.000	55,855.50 50,132 59	2,375.00 308.35	4 25%
US Treasury Note 4.25% Dtd 08/15/04 Due 08/15/2014	100,000.000	110,328.50 99,980.03	4,250.00 1,605.29	3.85%
US Treasury Note 4.25% Dtd 11/15/04 Due 11/15/2014	60,000 000	66,342.30 59,306.25	2,550.00 331 07	3.84%
US Treasury Note 4.000% Dtd 02/15/05 Due 02/15/2015	100,000 000	109,570.50 96,035.94	4,000.00 1,510.87	3.65%
US Treasury Note 4.500% Dtd 11/15/05 Due 11/15/2015	150,000.000	167,964 75 149,544.55	6,750 00 876.38	4.02%
US Treasury Note 4.500% Dtd 02/15/06 Due 02/15/2016	65,000.000	72,795.13 63,607.03	2,925 00 1,104.82	4.02%
US Treasury Note 4.625% Dtd 02/15/07 Due 02/15/2017	15,000.000	16,890.23 14,745.12	693.00 262.04	4.11%
US Treasury Note 4.500% Dtd 05/15/07 Due 05/15/2017	40,000.000	44,762.60 41,571.25	1,800.00 233.70	4.02%
US Treasury Note 3.500% Dtd 02/15/08 Due 02/15/2018	45,000.000	47,344.95 47,310.66	1,575.00 594.90	3.33%
US Treasury Note 3.875% Dtd 05/15/08 Due 05/15/2018	20,000.000	21,521.90 19,687.50	775.00 100.62	3.60%
US Treasury Note 3.75% Dtd 11/15/2008 Due 11/15/2018	40,000.000	42,553.00 42,603.31	1,500.00 194 75	3.53%



SISTER IRMGARD DELFING CHAR TR

Statement Period: 01/01/10 - 12/31/10

Asset Position As of 12/31/10

Asset Description	Units	Market Value Cost	Est. Annual Income Accruals	Current Yield
US Treasury Note 1.50% Dtd 12/31/2008 Due 12/31/2013	40,000.000	40,581.40 39,614.20	600.00 1.65	1.48%
US Treasury Note 1.750% Dtd 02/02/09 Due 01/31/2014	45,000.000	45,949.28 44,975.54	787.00 329.55	1.71%
US Treasury Note 2.75% Dtd 02/15/2009 Due 02/15/2019	160,000.000	157,962.40 154,395.94	4,400.00 1,661.95	2.79%
US Treasury Note 3.125% Dtd 05/15/2009 Due 05/15/2019	10,000.000	10,107.05 9,476.60	312.00 40.57	3.09%
US Treasury Note 2.375% Dtd 03/31/2009 Due 03/31/2016	40,000.000	40,512.60 39,668.91	950.00 242.71	2.34%
US Treasury Note 3.25% Dtd 05/31/2009 Due 05/31/2016	50,000.000	52,746.25 48,925.98	1,625.00 142.85	3.08%
US Treasury Note 3.625% Dtd 08/15/2009 Due 08/15/2019	45,000.000	47,018.03 45,392.94	1,631.00 616.15	3.47%
US Treasury Note 3.375% Dtd 11/15/2009 Due 11/15/2019	35,000.000	35,735.53 33,939.20	1,181.00 153.36	3.31%
US Treasury Note 2.625% Dtd 08/15/2010 Due 08/15/2020	155,000.000	146,971.78 149,614.29	4,068.00 1,536.84	2.77%
Viacom Inc New Sr NT 4.375% Dtd 08/26/2009 Due 09/15/2014 Callable	55,000.000	58,554.10 54,610.05	2,406.00 708.50	4.11%
Vodafone Group PLC New NT 5.00% Dtd 09/22/2003 Due 12/16/2013 Callable	40,000.000	43,543.20 43,792.80	2,000.00 83.33	4.59%
Wachovia Corp New Sub NT 5.30% Dtd 10/23/2006 Due 10/15/2011	50,000.000	51,824.50 50,157.50	2,650.00 559.44	5.11%
Wells Fargo Co MTN Sr NT 3.75% Dtd 10/01/2009 Due 10/01/2014 Non-Callable	35,000.000	36,536.15 34,942.95	1,312.00 328.12	3.59%
Wells Fargo & Co New Sr Unsecd NT 5.625% Dtd 12/10/2007 Due 12/11/2017	50,000.000	55,359.00 52,153.00	2,812.00 156.25	5.08%
Westpac Bkg Corp Sr NT 4.20% Dtd 08/27/2009 Due 02/27/2015 Non-Callable	35,000.000	36,734.25 34,964.30	1,470.00 506.33	4.00%



SISTER IRMGARD DELFING CHAR TR

Statement Period: 01/01/10 - 12/31/10

Asset Position As of 12/31/10

Asset Description	Units	Market Value Cost	Est. Annual Income Accruals	Current Yield
XTO Energy Inc Sr NT 5.75% Dtd 08/07/2008 Due 12/15/2013 Callable	35,000.000	39,436.95 34,975.85	2,012.00 89.44	5.10%
Total Fixed Income		\$ 4,862,605.22 \$ 4,626,665.34	205,630.00 52,073.90	4.23%
Miscellaneous				
Amendment and Restatement of The Helen W. Klingler Revocable Trust Dtd 04/28/1994	1.000	0.00 0.00	0.00	0.00%
Amendment To Helen W. Klingler Revocable Trust Dtd 06/01/1995	1.000	0.00 0.00	0.00	0.00%
Second Amendment To Helen W. Klingler Revocable Trust Dtd 05/04/1998	1.000	0.00 0.00	0.00	0.00%
Third Amendment To Helen W. Klingler Revocable Trust Dtd 06/03/1998	1.000	0.00 0.00	0.00	0.00%
Prior Original 1st Amendment of Helen W. Klingler Revocable Trust Dtd 05/09/1988 Replaced By Restatement of Trust Dtd 04/28/1994	1.000	0.00 0.00	0.00	0.00%
Prior Original Amendment To Helen W. Klingler Revocable Trust Dtd 07/20/1988	1.000	0.00 0.00	0.00	0.00%
Prior Original Amendment To Helen W. Klingler Revocable Trust Dtd 01/03/1989	1.000	0.00 0.00	0.00	0.00%
Prior Original Amendment of Helen W. Klingler Revocable Trust Dtd 05/25/1990	1.000	0.00 0.00	0.00	0.00%
Prior Original Amendment of Helen W. Klingler Revocable Trust Dtd 07/02/1991	1.000	0.00 0.00	0.00	0.00%
Prior Original Amendment of Helen W. Klingler Revocable Trust Dtd 01/09/1992	1.000	0.00 0.00	0.00	0.00%

**SISTER IRMGARD DELFING CHAR TR**

Statement Period: 01/01/10 - 12/31/10

Asset Position As of 12/31/10

Asset Description	Units	Market Value Cost	Est. Annual Income Accruals	Current Yield
Prior Original Amendment of Helen W. Klingler Revocable Trust Dtd 05/22/1992	1.000	0.00 0 00	0.00	0.00%
Prior Original Amendment of Helen W. Klingler Revocable Trust Dtd 04/02/1993	1.000	0.00 0.00	0.00	0.00%
Prior Original Amendment of Helen W. Klingler Revocable Trust Dtd 07/08/1993	1 000	0.00 0 00	0.00	0 00%
Total Miscellaneous		\$ 0.00 \$ 0.00	0.00 0.00	0.00% .
Cash				
Principal Cash		2,849,738.00 2,849,738 00	0.00	0.00%
Income Cash		-2,849,738.00 -2,849,738.00	0.00	0 00%
Total Cash		\$ 0.00 \$ 0.00	0.00 0.00	0.00%
Total Market Value		\$ 14,276,870.01 \$ 12,153,108.81	297,295.00 52,106.77	2.08%
Total Market Value Plus Accruals		\$ 14,328,976.78		