



See a Social Security Number? Say Something!  
Report Privacy Problems to <https://public.resource.org/privacy>  
Or call the IRS Identity Theft Hotline at 1-800-908-4490



Return of Private Foundation  
or Section 4947(a)(1) Nonexempt Charitable Trust  
Treated as a Private Foundation

OMB No 1545-0052

2010

Department of the Treasury  
Internal Revenue Service

Note. The foundation may be able to use a copy of this return to satisfy state reporting requirements

For calendar year 2010, or tax year beginning , 2010, and ending ,

G Check all that apply ☐ Initial return ☐ Initial Return of a former public charity ☐ Final return  
☐ Amended return ☐ Address change ☐ Name changeThe O.L. Moore Foundation  
129 Kualapa Pl.  
Lahaina, HI 96761

A Employer identification number

36-6101149

B Telephone number (see the instructions)

(808) 244-4890

C If exemption application is pending, check here ☐D 1 Foreign organizations, check here ☐2 Foreign organizations meeting the 85% test, check here and attach computation ☐E If private foundation status was terminated under section 507(b)(1)(A), check here ☐F If the foundation is in a 60-month termination under section 507(b)(1)(B), check here ☐H Check type of organization: ☒ Section 501(c)(3) exempt private foundation  
☐ Section 4947(a)(1) nonexempt charitable trust ☐ Other taxable private foundationI Fair market value of all assets at end of year (from Part II, column (c), line 16) ☐ Accounting method: ☒ Cash ☐ Accrual  
☐ Other (specify) \_\_\_\_\_

J \$ 3,032,789.

(Part I, column (d) must be on cash basis)

## Part I Analysis of Revenue and Expenses

(The total of amounts in columns (b), (c), and (d) may not necessarily equal the amounts in column (a) (see the instructions))

(a) Revenue and expenses per books

(b) Net investment income

(c) Adjusted net income

(d) Disbursements for charitable purposes (cash basis only)

1 Contributions, gifts, grants, etc., received (att sch)

2 Ck ☐ if the foundn is not req to att Sch B

3 Interest on savings and temporary cash investments

4 Dividends and interest from securities

5a Gross rents

b Net rental income or (loss)

6a Net gain/(loss) from sale of assets not on line 10

b Gross sales price for all assets on line 6a 1,733,537.

7 Capital gain net income (from Part IV, line 2)

8 Net short-term capital gain

9 Income modifications

10a Gross sales less returns and allowances

b Less: Cost of goods sold

c Gross profit/(loss) (att sch)

11 Other income (attach schedule)

12 Total. Add lines 1 through 11

13 Compensation of officers, directors, trustees, etc

14 Other employee salaries and wages

15 Pension plans, employee benefits

16a Legal fees (attach schedule)

b Accounting fees (attach sch) See St 1

c Other prof fees (attach sch) See St 2

17 Interest

18 Taxes (attach schedule)(see instr)

19 Depreciation (attach sch) and depletion

20 Occupancy

21 Travel, conferences, and meetings

22 Printing and publications

23 Other expenses (attach schedule)

24 Total operating and administrative expenses. Add lines 13 through 23

25 Contributions, gifts, grants paid Stmt. 3

26 Total expenses and disbursements. Add lines 24 and 25

27 Subtract line 26 from line 12:

a Excess of revenue over expenses and disbursements

b Net investment income (if negative, enter -0-)

c Adjusted net income (if negative, enter -0-)

6

**Part II Balance Sheets**

Attached schedules and amounts in the description column should be for end-of-year amounts only (See instructions.)

		Beginning of year	End of year	
		(a) Book Value	(b) Book Value	(c) Fair Market Value
<b>ASSETS</b>	1 Cash – non-interest-bearing			
	2 Savings and temporary cash investments	28,575.	224,557.	224,557.
	3 Accounts receivable			
	Less allowance for doubtful accounts			
	4 Pledges receivable			
	Less allowance for doubtful accounts			
	5 Grants receivable			
	6 Receivables due from officers, directors, trustees, and other disqualified persons (attach schedule) (see the instructions)			
	7 Other notes and loans receivable (attach sch)			
	Less allowance for doubtful accounts			
	8 Inventories for sale or use			
	9 Prepaid expenses and deferred charges			
	10 a Investments – U S and state government obligations (attach schedule)	641,976.	484,694.	497,448.
	b Investments – corporate stock (attach schedule)	1,466,207.	1,311,728.	1,779,122.
	c Investments – corporate bonds (attach schedule)	202,916.	508,057.	531,662.
	11 Investments – land, buildings, and equipment: basis			
Less accumulated depreciation (attach schedule)				
12 Investments – mortgage loans				
13 Investments – other (attach schedule)				
14 Land, buildings, and equipment basis				
Less accumulated depreciation (attach schedule)				
15 Other assets (describe )				
16 <b>Total assets</b> (to be completed by all filers – see instructions. Also, see page 1, item I)	2,339,674.	2,529,036.	3,032,789.	
<b>LIABILITIES</b>	17 Accounts payable and accrued expenses			
	18 Grants payable			
	19 Deferred revenue			
	20 Loans from officers, directors, trustees, & other disqualified persons			
	21 Mortgages and other notes payable (attach schedule)			
	22 Other liabilities (describe )			
	23 <b>Total liabilities</b> (add lines 17 through 22)	0.	0.	
<b>NET ASSETS OR FUND BALANCES</b>	Foundations that follow SFAS 117, check here and complete lines 24 through 26 and lines 30 and 31. <input type="checkbox"/>			
	24 Unrestricted			
	25 Temporarily restricted			
	26 Permanently restricted			
	Foundations that do not follow SFAS 117, check here and complete lines 27 through 31. <input checked="" type="checkbox"/>			
	27 Capital stock, trust principal, or current funds	2,339,674.	2,529,036.	
	28 Paid-in or capital surplus, or land, building, and equipment fund			
	29 Retained earnings, accumulated income, endowment, or other funds			
	30 <b>Total net assets or fund balances</b> (see the instructions)	2,339,674.	2,529,036.	
31 <b>Total liabilities and net assets/fund balances</b> (see the instructions)	2,339,674.	2,529,036.		

**Part III Analysis of Changes in Net Assets or Fund Balances**

1 Total net assets or fund balances at beginning of year – Part II, column (a), line 30 (must agree with end-of-year figure reported on prior year's return)	1	2,339,674.
2 Enter amount from Part I, line 27a	2	141,472.
3 Other increases not included in line 2 (itemize) <u>See Statement 4</u>	3	47,890.
4 Add lines 1, 2, and 3	4	2,529,036.
5 Decreases not included in line 2 (itemize)	5	
6 Total net assets or fund balances at end of year (line 4 minus line 5) – Part II, column (b), line 30	6	2,529,036.

**Part IV Capital Gains and Losses for Tax on Investment Income**

(a) List and describe the kind(s) of property sold (e.g., real estate, 2-story brick warehouse, or common stock, 200 shares MLC Company)	(b) How acquired P — Purchase D — Donation	(c) Date acquired (month, day, year)	(d) Date sold (month, day, year)
1a See schedule attached	P	Various	Various
b See schedule attached	P	Various	Various
c S/T capital gain dividends, see schedule	P	Various	Various
d L/T capital gain dividends, see schedule	P	Various	Various
e			

(e) Gross sales price	(f) Depreciation allowed (or allowable)	(g) Cost or other basis plus expense of sale	(h) Gain or (loss) (e) plus (f) minus (g)
a 616,369.		564,360.	52,009.
b 1,107,316.		880,577.	226,739.
c 1,214.			1,214.
d 8,638.			8,638.
e			

Complete only for assets showing gain in column (h) and owned by the foundation on 12/31/69			(l) Gains (Column (h) gain minus column (k), but not less than -0-) or Losses (from column (h))
(i) Fair Market Value as of 12/31/69	(j) Adjusted basis as of 12/31/69	(k) Excess of column (i) over column (j), if any	
a			52,009.
b			226,739.
c			1,214.
d			8,638.
e			

2 Capital gain net income or (net capital loss) <span style="float: right;">[ If gain, also enter in Part I, line 7 If (loss), enter -0- in Part I, line 7 ]</span>	2	288,600.
3 Net short-term capital gain or (loss) as defined in sections 1222(5) and (6) <span style="float: right;">[ If gain, also enter in Part I, line 8, column (c) (see the instructions). If (loss), enter -0- in Part I, line 8 ]</span>	3	53,223.

**Part V Qualification Under Section 4940(e) for Reduced Tax on Net Investment Income**

(For optional use by domestic private foundations subject to the section 4940(a) tax on net investment income)

N/A

If section 4940(d)(2) applies, leave this part blank

Was the foundation liable for the section 4942 tax on the distributable amount of any year in the base period?

☐ Yes☐ No

If 'Yes,' the foundation does not qualify under section 4940(e). Do not complete this part.

1 Enter the appropriate amount in each column for each year, see the instructions before making any entries

(a) Base period years Calendar year (or tax year beginning in)	(b) Adjusted qualifying distributions	(c) Net value of noncharitable-use assets	(d) Distribution ratio (column (b) divided by column (c))
2009			
2008			
2007			
2006			
2005			

2 Total of line 1, column (d)	2	
3 Average distribution ratio for the 5-year base period — divide the total on line 2 by 5, or by the number of years the foundation has been in existence if less than 5 years	3	
4 Enter the net value of noncharitable-use assets for 2010 from Part X, line 5	4	
5 Multiply line 4 by line 3	5	
6 Enter 1% of net investment income (1% of Part I, line 27b)	6	
7 Add lines 5 and 6	7	
8 Enter qualifying distributions from Part XII, line 4	8	

If line 8 is equal to or greater than line 7, check the box in Part VI, line 1b, and complete that part using a 1% tax rate. See the Part VI instructions

**Part VI Excise Tax Based on Investment Income (Section 4940(a), 4940(b), 4940(e), or 4948 – see the instructions)**

1 a Exempt operating foundations described in section 4940(d)(2), check here <input type="checkbox"/> and enter 'N/A' on line 1 Date of ruling or determination letter: _____ (attach copy of letter if necessary – see instr.)			
b Domestic foundations that meet the section 4940(e) requirements in Part V, check here <input type="checkbox"/> and enter 1% of Part I, line 27b		1	6,469.
c All other domestic foundations enter 2% of line 27b Exempt foreign organizations enter 4% of Part I, line 12, column (b)			
2 Tax under section 511 (domestic section 4947(a)(1) trusts and taxable foundations only Others enter -0-)		2	0.
3 Add lines 1 and 2		3	6,469.
4 Subtitle A (income) tax (domestic section 4947(a)(1) trusts and taxable foundations only. Others enter -0-)		4	0.
5 <b>Tax based on investment income.</b> Subtract line 4 from line 3. If zero or less, enter -0-		5	6,469.
6 Credits/Payments:			
a 2010 estimated tax pmts and 2009 overpayment credited to 2010	6a	2,800.	
b Exempt foreign organizations – tax withheld at source	6b		
c Tax paid with application for extension of time to file (Form 8868)	6c		
d Backup withholding erroneously withheld	6d		
7 Total credits and payments Add lines 6a through 6d	7	2,800.	
8 Enter any <b>penalty</b> for underpayment of estimated tax Check here <input type="checkbox"/> if Form 2220 is attached	8		
9 <b>Tax due</b> If the total of lines 5 and 8 is more than line 7, enter <b>amount owed</b>	9	3,669.	
10 <b>Overpayment.</b> If line 7 is more than the total of lines 5 and 8, enter the <b>amount overpaid</b>	10		
11 Enter the amount of line 10 to be <b>Credited to 2011 estimated tax</b>		<b>Refunded</b>	

**Part VII-A Statements Regarding Activities**

	Yes	No
1 a During the tax year, did the foundation attempt to influence any national, state, or local legislation or did it participate or intervene in any political campaign?		X
b Did it spend more than \$100 during the year (either directly or indirectly) for political purposes (see the instructions for definition)? <i>If the answer is 'Yes' to 1a or 1b, attach a detailed description of the activities and copies of any materials published or distributed by the foundation in connection with the activities</i>		X
c Did the foundation file <b>Form 1120-POL</b> for this year?		X
d Enter the amount (if any) of tax on political expenditures (section 4955) imposed during the year: (1) On the foundation <input type="checkbox"/> \$ 0. (2) On foundation managers <input type="checkbox"/> \$ 0.		
e Enter the reimbursement (if any) paid by the foundation during the year for political expenditure tax imposed on foundation managers <input type="checkbox"/> \$ 0.		
2 Has the foundation engaged in any activities that have not previously been reported to the IRS? <i>If 'Yes,' attach a detailed description of the activities</i>		X
3 Has the foundation made any changes, not previously reported to the IRS, in its governing instrument, articles of incorporation, or bylaws, or other similar instruments? <i>If 'Yes,' attach a conformed copy of the changes</i>		X
4 a Did the foundation have unrelated business gross income of \$1,000 or more during the year?		X
b If 'Yes,' has it filed a tax return on <b>Form 990-T</b> for this year?		N/A
5 Was there a liquidation, termination, dissolution, or substantial contraction during the year? <i>If 'Yes,' attach the statement required by General Instruction T</i>		X
6 Are the requirements of section 508(e) (relating to sections 4941 through 4945) satisfied either: • By language in the governing instrument, or • By state legislation that effectively amends the governing instrument so that no mandatory directions that conflict with the state law remain in the governing instrument?		X
7 Did the foundation have at least \$5,000 in assets at any time during the year? <i>If 'Yes,' complete Part II, column (c), and Part XV</i>	X	
8 a Enter the states to which the foundation reports or with which it is registered (see the instructions) <u>HI</u>		
b If the answer is 'Yes' to line 7, has the foundation furnished a copy of Form 990-PF to the Attorney General (or designate) of each state as required by <i>General Instruction G</i> ? <i>If 'No,' attach explanation</i>	X	
9 Is the foundation claiming status as a private operating foundation within the meaning of section 4942(j)(3) or 4942(j)(5) for calendar year 2010 or the taxable year beginning in 2010 (see instructions for Part XIV)? <i>If 'Yes,' complete Part XIV</i>		X
10 Did any persons become substantial contributors during the tax year? <i>If 'Yes,' attach a schedule listing their names and addresses</i>		X

BAA

Form 990-PF (2010)

**Part VII-A Statements Regarding Activities Continued**

11	At any time during the year, did the foundation, directly or indirectly, own a controlled entity within the meaning of section 512(b)(13)? If 'Yes', attach schedule (see instructions)	11		X
12	Did the foundation acquire a direct or indirect interest in any applicable insurance contract before August 17, 2008?	12		X
13	Did the foundation comply with the public inspection requirements for its annual returns and exemption application? Website address <u>N/A</u>	13	X	
14	The books are in care of <u>Bank of Hawaii Trust Co.</u> Telephone no <u>(808) 538-4463</u> Located at <u>111 S. King St. Honolulu, HI</u> ZIP + 4 <u>96813</u>			
15	Section 4947(a)(1) nonexempt charitable trusts filing Form 990-PF in lieu of Form 1041 - Check here <u>N/A</u> and enter the amount of tax-exempt interest received or accrued during the year <u>15</u> <u>N/A</u>			
16	At any time during calendar year 2010, did the foundation have an interest in or a signature or other authority over a bank, securities, or other financial account in a foreign country?	16	Yes	No
See the instructions for exceptions and filing requirements for Form TD F 90-22.1. If 'Yes,' enter the name of the foreign country <u></u>				X

**Part VII-B Statements Regarding Activities for Which Form 4720 May Be Required**

File Form 4720 if any item is checked in the 'Yes' column, unless an exception applies.

	Yes	No
1 a During the year did the foundation (either directly or indirectly):		
(1) Engage in the sale or exchange, or leasing of property with a disqualified person?	<input type="checkbox"/> Yes <input checked="" type="checkbox"/> No	
(2) Borrow money from, lend money to, or otherwise extend credit to (or accept it from) a disqualified person?	<input type="checkbox"/> Yes <input checked="" type="checkbox"/> No	
(3) Furnish goods, services, or facilities to (or accept them from) a disqualified person?	<input type="checkbox"/> Yes <input checked="" type="checkbox"/> No	
(4) Pay compensation to, or pay or reimburse the expenses of, a disqualified person?	<input type="checkbox"/> Yes <input checked="" type="checkbox"/> No	
(5) Transfer any income or assets to a disqualified person (or make any of either available for the benefit or use of a disqualified person)?	<input type="checkbox"/> Yes <input checked="" type="checkbox"/> No	
(6) Agree to pay money or property to a government official? (Exception. Check 'No' if the foundation agreed to make a grant to or to employ the official for a period after termination of government service, if terminating within 90 days)	<input type="checkbox"/> Yes <input checked="" type="checkbox"/> No	
b If any answer is 'Yes' to 1a(1)-(6), did any of the acts fail to qualify under the exceptions described in Regulations section 53.4941(d)-3 or in a current notice regarding disaster assistance (see the instructions)? Organizations relying on a current notice regarding disaster assistance check here <u></u>	1 b	N/A
c Did the foundation engage in a prior year in any of the acts described in 1a, other than excepted acts, that were not corrected before the first day of the tax year beginning in 2010?	1 c	X
2 Taxes on failure to distribute income (section 4942) (does not apply for years the foundation was a private operating foundation defined in section 4942(j)(3) or 4942(j)(5)):		
a At the end of tax year 2010, did the foundation have any undistributed income (lines 6d and 6e, Part XIII) for tax year(s) beginning before 2010? If 'Yes,' list the years <u>20__ , 20__ , 20__ , 20__</u>	<input type="checkbox"/> Yes <input checked="" type="checkbox"/> No	
b Are there any years listed in 2a for which the foundation is <b>not</b> applying the provisions of section 4942(a)(2) (relating to incorrect valuation of assets) to the year's undistributed income? (If applying section 4942(a)(2) to all years listed, answer 'No' and attach statement - see the instructions.)	2 b	N/A
c If the provisions of section 4942(a)(2) are being applied to any of the years listed in 2a, list the years here. <u>20__ , 20__ , 20__ , 20__</u>		
3 a Did the foundation hold more than a 2% direct or indirect interest in any business enterprise at any time during the year?	<input type="checkbox"/> Yes <input checked="" type="checkbox"/> No	
b If 'Yes,' did it have excess business holdings in 2010 as a result of (1) any purchase by the foundation or disqualified persons after May 26, 1969; (2) the lapse of the 5-year period (or longer period approved by the Commissioner under section 4943(c)(7)) to dispose of holdings acquired by gift or bequest; or (3) the lapse of the 10-, 15-, or 20-year first phase holding period? (Use Schedule C, Form 4720, to determine if the foundation had excess business holdings in 2010.)	3 b	N/A
4 a Did the foundation invest during the year any amount in a manner that would jeopardize its charitable purposes?	4 a	X
b Did the foundation make any investment in a prior year (but after December 31, 1969) that could jeopardize its charitable purpose that had not been removed from jeopardy before the first day of the tax year beginning in 2010?	4 b	X

BAA

Form 990-PF (2010)

**Part VII** Statements Regarding Activities for Which Form 4720 May Be Required (continued)**5a** During the year did the foundation pay or incur any amount to

(1) Carry on propaganda, or otherwise attempt to influence legislation (section 4945(e))?

☐ Yes ☒ No

(2) Influence the outcome of any specific public election (see section 4955), or to carry on, directly or indirectly, any voter registration drive?

☐ Yes ☒ No

(3) Provide a grant to an individual for travel, study, or other similar purposes?

☐ Yes ☒ No

(4) Provide a grant to an organization other than a charitable, etc., organization described in section 509(a)(1), (2), or (3), or section 4940(d)(2)? (see instructions)

☐ Yes ☒ No

(5) Provide for any purpose other than religious, charitable, scientific, literary, or educational purposes, or for the prevention of cruelty to children or animals?

☐ Yes ☒ No**b** If any answer is 'Yes' to 5a(1)-(5), did **any** of the transactions fail to qualify under the exceptions described in Regulations section 53.4945 or in a current notice regarding disaster assistance (see instructions)?

Organizations relying on a current notice regarding disaster assistance check here

☒

5b

N/A

**c** If the answer is 'Yes' to question 5a(4), does the foundation claim exemption from the tax because it maintained expenditure responsibility for the grant?N/A ☐ Yes ☐ No

If 'Yes,' attach the statement required by Regulations section 53.4945-5(d)

**6a** Did the foundation, during the year, receive any funds, directly or indirectly, to pay premiums on a personal benefit contract?☐ Yes ☒ No**b** Did the foundation, during the year, pay premiums, directly or indirectly, on a personal benefit contract?

6b

X

If 'Yes' to 6b, file Form 8870

**7a** At any time during the tax year, was the foundation a party to a prohibited tax shelter transaction?☐ Yes ☒ No

7b

**b** If yes, did the foundation receive any proceeds or have any net income attributable to the transaction?**Part VIII** Information About Officers, Directors, Trustees, Foundation Managers, Highly Paid Employees, and Contractors**1** List all officers, directors, trustees, foundation managers and their compensation (see instructions).

(a) Name and address	(b) Title and average hours per week devoted to position	(c) Compensation (If not paid, enter -0-)	(d) Contributions to employee benefit plans and deferred compensation	(e) Expense account, other allowances
See Statement 5		0.	0.	0.

**2** Compensation of five highest-paid employees (other than those included on line 1 – see instructions). If none, enter 'NONE.'

(a) Name and address of each employee paid more than \$50,000	(b) Title and average hours per week devoted to position	(c) Compensation	(d) Contributions to employee benefit plans and deferred compensation	(e) Expense account, other allowances
None				

Total number of other employees paid over \$50,000

0

**Part VIII Information About Officers, Directors, Trustees, Foundation Managers, Highly Paid Employees, and Contractors** (continued)**3** Five highest-paid independent contractors for professional services – (see instructions). If none, enter 'NONE.'

(a) Name and address of each person paid more than \$50,000	(b) Type of service	(c) Compensation
None		
Total number of others receiving over \$50,000 for professional services		0

**Part IX-A Summary of Direct Charitable Activities**

List the foundation's four largest direct charitable activities during the tax year. Include relevant statistical information such as the number of organizations and other beneficiaries served, conferences convened, research papers produced, etc.

	Expenses
1 N/A	
2	
3	
4	

**Part IX-B Summary of Program-Related Investments** (see instructions)

Describe the two largest program-related investments made by the foundation during the tax year on lines 1 and 2.	Amount
1 N/A	
2	
All other program-related investments. See instructions.	
3	
Total. Add lines 1 through 3	0.

BAA

Form 990-PF (2010)



**Part IX Minimum Investment Return** (All domestic foundations must complete this part. Foreign foundations, see instructions.)

1	Fair market value of assets not used (or held for use) directly in carrying out charitable, etc., purposes		
a	Average monthly fair market value of securities	1a	2,731,199.
b	Average of monthly cash balances	1b	196,454.
c	Fair market value of all other assets (see instructions)	1c	
d	<b>Total</b> (add lines 1a, b, and c)	1d	2,927,653.
e	Reduction claimed for blockage or other factors reported on lines 1a and 1c (attach detailed explanation)	1e	0.
2	Acquisition indebtedness applicable to line 1 assets	2	0.
3	Subtract line 2 from line 1d	3	2,927,653.
4	Cash deemed held for charitable activities. Enter 1-1/2% of line 3 (for greater amount, see instructions)	4	43,915.
5	<b>Net value of noncharitable-use assets.</b> Subtract line 4 from line 3. Enter here and on Part V, line 4	5	2,883,738.
6	<b>Minimum investment return.</b> Enter 5% of line 5	6	144,187.

**Part XII Distributable Amount** (see instructions) (Section 4942(j)(3) and (j)(5) private operating foundations and certain foreign organizations check here ☐ and do not complete this part.)

1	Minimum investment return from Part X, line 6	1	144,187.
2a	Tax on investment income for 2010 from Part VI, line 5	2a	6,469.
b	Income tax for 2010 (This does not include the tax from Part VI.)	2b	
c	Add lines 2a and 2b	2c	6,469.
3	Distributable amount before adjustments. Subtract line 2c from line 1	3	137,718.
4	Recoveries of amounts treated as qualifying distributions	4	
5	Add lines 3 and 4	5	137,718.
6	Deduction from distributable amount (see instructions)	6	
7	<b>Distributable amount as adjusted.</b> Subtract line 6 from line 5. Enter here and on Part XIII, line 1	7	137,718.

**Part XIII Qualifying Distributions** (see instructions)

1	Amounts paid (including administrative expenses) to accomplish charitable, etc., purposes:		
a	Expenses, contributions, gifts, etc. — total from Part I, column (d), line 26	1a	182,000.
b	Program-related investments — total from Part IX-B	1b	
2	Amounts paid to acquire assets used (or held for use) directly in carrying out charitable, etc., purposes	2	
3	Amounts set aside for specific charitable projects that satisfy the:		
a	Suitability test (prior IRS approval required)	3a	
b	Cash distribution test (attach the required schedule)	3b	
4	<b>Qualifying distributions.</b> Add lines 1a through 3b. Enter here and on Part V, line 8, and Part XIII, line 4	4	182,000.
5	Foundations that qualify under section 4940(e) for the reduced rate of tax on net investment income. Enter 1% of Part I, line 27b (see instructions)	5	
6	<b>Adjusted qualifying distributions.</b> Subtract line 5 from line 4	6	182,000.

**Note.** The amount on line 6 will be used in Part V, column (b), in subsequent years when calculating whether the foundation qualifies for the section 4940(e) reduction of tax in those years.

**Part XIII Undistributed Income** (see instructions)

	(a) Corpus	(b) Years prior to 2009	(c) 2009	(d) 2010
1 Distributable amount for 2010 from Part XI, line 7				137,718.
2 Undistributed income, if any, as of the end of 2010				
a Enter amount for 2009 only			0.	
b Total for prior years 20__, 20__, 20__		0.		
3 Excess distributions carryover, if any, to 2010				
a From 2005				
b From 2006	51,695.			
c From 2007				
d From 2008	28,554.			
e From 2009	24,953.			
f Total of lines 3a through e	105,202.			
4 Qualifying distributions for 2010 from Part XII, line 4. ▶ \$ 182,000.				
a Applied to 2009, but not more than line 2a			0.	
b Applied to undistributed income of prior years (Election required — see instructions)		0.		
c Treated as distributions out of corpus (Election required — see instructions)	0.			
d Applied to 2010 distributable amount				137,718.
e Remaining amount distributed out of corpus	44,282.			
5 Excess distributions carryover applied to 2010 (If an amount appears in column (d), the same amount must be shown in column (a) )	0.			0.
6 Enter the net total of each column as indicated below:				
a Corpus Add lines 3f, 4c, and 4e Subtract line 5	149,484.			
b Prior years' undistributed income Subtract line 4b from line 2b		0.		
c Enter the amount of prior years' undistributed income for which a notice of deficiency has been issued, or on which the section 4942(a) tax has been previously assessed		0.		
d Subtract line 6c from line 6b Taxable amount — see instructions		0.		
e Undistributed income for 2009 Subtract line 4a from line 2a Taxable amount — see instructions			0.	
f Undistributed income for 2010 Subtract lines 4d and 5 from line 1 This amount must be distributed in 2011				0.
7 Amounts treated as distributions out of corpus to satisfy requirements imposed by section 170(b)(1)(F) or 4942(g)(3) (see instructions)	0.			
8 Excess distributions carryover from 2005 not applied on line 5 or line 7 (see instructions)	0.			
9 Excess distributions carryover to 2011. Subtract lines 7 and 8 from line 6a	149,484.			
10 Analysis of line 9:				
a Excess from 2006	51,695.			
b Excess from 2007				
c Excess from 2008	28,554.			
d Excess from 2009	24,953.			
e Excess from 2010	44,282.			



**Part XV** Supplementary Information (continued)**3 Grants and Contributions Paid During the Year or Approved for Future Payment**

Recipient Name and address (home or business)	If recipient is an individual, show any relationship to any foundation manager or substantial contributor	Foundation status of recipient	Purpose of grant or contribution	Amount
<b>a</b> Paid during the year				
<b>Total</b>				<b>3a</b>
<b>b</b> Approved for future payment				
<b>Total</b>				<b>3b</b>

## Part XVI-A Analysis of Income-Producing Activities

Enter gross amounts unless otherwise indicated

Enter gross amounts unless otherwise indicated		Unrelated business income		Excluded by section 512, 513, or 514		(e) Related or exempt function income (see the instructions)
		(a) Business code	(b) Amount	(c) Exclu- sion code	(d) Amount	
1	Program service revenue					
a						
b						
c						
d						
e						
f						
g	Fees and contracts from government agencies					
2	Membership dues and assessments					
3	Interest on savings and temporary cash investments					36,311.
4	Dividends and interest from securities					35,418.
5	Net rental income or (loss) from real estate:					
a	Debt-financed property					
b	Not debt-financed property					
6	Net rental income or (loss) from personal property					
7	Other investment income					
8	Gain or (loss) from sales of assets other than inventory					288,600.
9	Net income or (loss) from special events					
10	Gross profit or (loss) from sales of inventory					
11	Other revenue					
a	Interest/div/other					
b						
c						
d						
e						
12	Subtotal. Add columns (b), (d), and (e)					360,329.
13	Total. Add line 12, columns (b), (d), and (e)					360,329.

(See worksheet in the instructions for line 13 to verify calculations.)

## **Part XVI-B Relationship of Activities to the Accomplishment of Exempt Purposes**

[illegible]



**Schedule B**  
(Form 990, 990-EZ,  
or 990-PF)

Department of the Treasury  
Internal Revenue Service

**Schedule of Contributors**

▶ Attach to Form 990, 990-EZ, or 990-PF

OMB No 1545-0047

**2010**

Name of the organization

The O.L. Moore Foundation

Employer identification number

36-6101149

Organization type (check one)

Filers of:

Form 990 or 990-EZ

Section:

- ☐ 501(c)(\_\_\_\_) (enter number) organization  
☐ 4947(a)(1) nonexempt charitable trust **not** treated as a private foundation  
☐ 527 political organization

Form 990-PF

- ☒ 501(c)(3) exempt private foundation  
☐ 4947(a)(1) nonexempt charitable trust treated as a private foundation  
☐ 501(c)(3) taxable private foundation

Check if your organization is covered by the **General Rule** or a **Special Rule**

**Note.** Only a section 501(c)(7), (8), or (10) organization can check boxes for both the General Rule and a Special Rule. See instructions.

**General Rule**

- ☒ For an organization filing Form 990, 990-EZ, or 990-PF that received, during the year, \$5,000 or more (in money or property) from any one contributor. (Complete Parts I and II.)

**Special Rules**

- ☐ For a section 501(c)(3) organization filing Form 990 or 990-EZ, that met the 33-1/3% support test of the regulations under sections 509(a)(1) and 170(b)(1)(A)(vi), and received from any one contributor, during the year, a contribution of the greater of (1) \$5,000 or (2) 2% of the amount on (i) Form 990, Part VIII, line 1h or (ii) Form 990-EZ, line 1. Complete Parts I and II.
- ☐ For a section 501(c)(7), (8), or (10) organization filing Form 990 or 990-EZ, that received from any one contributor, during the year, aggregate contributions of more than \$1,000 for use *exclusively* for religious, charitable, scientific, literary, or educational purposes, or the prevention of cruelty to children or animals. Complete Parts I, II, and III.
- ☐ For a section 501(c)(7), (8), or (10) organization filing Form 990 or 990-EZ, that received from any one contributor, during the year, contributions for use *exclusively* for religious, charitable, etc, purposes, but these contributions did not aggregate to more than \$1,000. If this box is checked, enter here the total contributions that were received during the year for an *exclusively* religious, charitable, etc, purpose. Do not complete any of the parts unless the **General Rule** applies to this organization because it received nonexclusively religious, charitable, etc, contributions of \$5,000 or more during the year ▶ \$ \_\_\_\_\_

**Caution:** An organization that is not covered by the General Rule and/or the Special Rules does not file Schedule B (Form 990, 990-EZ, or 990-PF) but it **must** answer 'No' on Part IV, line 2 of their Form 990, or check the box on line H of its Form 990-EZ, or on line 2 of its Form 990-PF, to certify that it does not meet the filing requirements of Schedule B (Form 990, 990-EZ, or 990-PF)

**BAA For Paperwork Reduction Act Notice, see the Instructions for Form 990, 990-EZ, or 990-PF.**

**Schedule B (Form 990, 990-EZ, or 990-PF) (2010)**

Employer identification number

36-6101149

## Part I

(a) Number	(b) Name, address, and ZIP + 4	(c) Aggregate contributions	(d) Type of contribution
1	See detail schedule attached		Person <input checked="checked" type="checkbox"/> Payroll <input type="checkbox"/> Noncash <input type="checkbox"/> (Complete Part II if there is a noncash contribution.)
		\$ 182,000.	
(a) Number	(b) Name, address, and ZIP + 4	(c) Aggregate contributions	(d) Type of contribution
			Person <input type="checkbox"/> Payroll <input type="checkbox"/> Noncash <input type="checkbox"/> (Complete Part II if there is a noncash contribution.)
		\$	
(a) Number	(b) Name, address, and ZIP + 4	(c) Aggregate contributions	(d) Type of contribution
			Person <input type="checkbox"/> Payroll <input type="checkbox"/> Noncash <input type="checkbox"/> (Complete Part II if there is a noncash contribution.)
		\$	
(a) Number	(b) Name, address, and ZIP + 4	(c) Aggregate contributions	(d) Type of contribution
			Person <input type="checkbox"/> Payroll <input type="checkbox"/> Noncash <input type="checkbox"/> (Complete Part II if there is a noncash contribution.)
		\$	
(a) Number	(b) Name, address, and ZIP + 4	(c) Aggregate contributions	(d) Type of contribution
			Person <input type="checkbox"/> Payroll <input type="checkbox"/> Noncash <input type="checkbox"/> (Complete Part II if there is a noncash contribution.)
		\$	
(a) Number	(b) Name, address, and ZIP + 4	(c) Aggregate contributions	(d) Type of contribution
			Person <input type="checkbox"/> Payroll <input type="checkbox"/> Noncash <input type="checkbox"/> (Complete Part II if there is a noncash contribution.)
		\$	



Name of organization

Employer identification number

The O.L. Moore Foundation

36-6101149

**Part II** Noncash Property (see instructions.)

(a) No. from Part I	(b) Description of noncash property given	(c) FMV (or estimate) (see instructions)	(d) Date received
	N/A		
		\$	
		\$	
		\$	
		\$	
		\$	
		\$	
		\$	

BAA

Schedule B (Form 990, 990-EZ, or 990-PF) (2010)

Name of organization

Employer identification number

The O.L. Moore Foundation

36-6101149

**Part III Exclusively religious, charitable, etc., individual contributions to section 501(c)(7), (8), or (10) organizations aggregating more than \$1,000 for the year.** Complete cols (a) through (e) and the following line entryFor organizations completing Part III, enter total of *exclusively* religious, charitable, etc., contributions of \$1,000 or less for the year. (Enter this information once. See instructions.)

► \$ N/A

(a) No. from Part I	(b) Purpose of gift	(c) Use of gift	(d) Description of how gift is held
	N/A		
	(e) Transfer of gift		
	Transferee's name, address, and ZIP + 4		Relationship of transferor to transferee
	(e) Transfer of gift		
	Transferee's name, address, and ZIP + 4		Relationship of transferor to transferee
	(e) Transfer of gift		
	Transferee's name, address, and ZIP + 4		Relationship of transferor to transferee
	(e) Transfer of gift		
	Transferee's name, address, and ZIP + 4		Relationship of transferor to transferee
	(e) Transfer of gift		
	Transferee's name, address, and ZIP + 4		Relationship of transferor to transferee

BAA

**Statement 1**  
**Form 990-PF, Part I, Line 16b**  
**Accounting Fees**

	(a) Expenses per Books	(b) Net Investment Income	(c) Adjusted Net Income	(d) Charitable Purposes
Notice publication	\$ 107.	\$ 107.		
Tax preparation	3,333.	3,333.		
Total	<u>\$ 3,440.</u>	<u>\$ 3,440.</u>	<u>\$ 0.</u>	<u>\$ 0.</u>

**Statement 2**  
**Form 990-PF, Part I, Line 16c**  
**Other Professional Fees**

	(a) Expenses per Books	(b) Net Investment Income	(c) Adjusted Net Income	(d) Charitable Purposes
Trustee fees	\$ 33,417.	\$ 33,417.		
Total	<u>\$ 33,417.</u>	<u>\$ 33,417.</u>	<u>\$ 0.</u>	<u>\$ 0.</u>

**Statement 3**  
**Form 990-PF, Part I, Line 25**  
**Contributions, Gifts, and Grants**

Cash Grants and Allocations

Class of Activity:

Donee's Name:

See schedule attached

Donee's Address:

Relationship of Donee:

Organizational Status of Donee:

Amount Given:

\$ 182,000.

Total \$ 182,000.

**Statement 4**  
**Form 990-PF, Part III, Line 3**  
**Other Increases**

Prior year excess distribution

Total \$ 47,890.  
\$ 47,890.

**Statement 5**  
**Form 990-PF, Part VIII, Line 1**  
**List of Officers, Directors, Trustees, and Key Employees**

Name and Address	Title and Average Hours Per Week Devoted	Compen- sation	Contri- bution to EBP & DC	Expense Account/ Other
William E. Moore 129 Kualapa Place Lahaina, HI 96761	President/Dir. 0	\$ 0.	\$ 0.	\$ 0.
Dee Anne Mahuna 17584 NW Gilbert Lane Portland, OR 97229	Vice Pres/Dir. 0	0.	0.	0.
Dorothy D. Moore 32100 SW French Prairie Rd. Wilsonville, OR 97070	Director 0	0.	0.	0.
Debbie N. Revilla 1123 Hoalu Pl. Wailuku, HI 96793	Secretary/Dir. 0	0.	0.	0.
Thomas C. Thayer PO Box 1089 Wailuku, HI 96793	Director 0	0.	0.	0.
Bank of Hawaii Trust Co. 111 S. King Street Honolulu, HI 96813	Trustee 0	0.	0.	0.
Total		\$ 0.	\$ 0.	\$ 0.

**Statement 6**  
**Form 990-PF, Part XV, Line 2a-d**  
**Application Submission Information**

Name of Grant Program:  
Name: William E. Moore  
Care Of:  
Street Address: 129 Kualapa Pl.  
City, State, Zip Code: Lahaina, HI 96761  
Telephone:  
Form and Content: Written, via US mail.  
Submission Deadlines: None  
Restrictions on Awards: Maui County, Hawaii and the Greater Portland, Oregon.

AFFIDAVIT OF PUBLICATION


IN THE MATTER OF  
PUBLIC NOTICE O L. MOORE


}  
}  
}  
}  
}  
}  
}

STATE OF HAWAII

}  
} SS.  
}

City and County of Honolulu

Doc. Date:	JAN 28 2011	# Pages:	1
Notary Name:	Patricia K. Reese	First Judicial Circuit	
Doc. Description:	Affidavit of Publication		
Notary Signature		JAN 28 2011	Date



PUBLIC NOTICE  
THE ANNUAL REPORT OF  
THE O. L. MOORE FOUNDATION  
FOR THE YEAR  
ENDED DECEMBER 31,  
2010, IS AVAILABLE AT  
THEIR PRINCIPAL OFFICE,  
2105 MAIN STREET  
WAILUKU, HAWAII, FOR  
INSPECTION DURING  
REGULAR BUSINESS  
HOURS FROM 8:00 A.M.  
TO 5:00 P.M., MONDAY  
THROUGH FRIDAY, BY ANY  
CITIZEN WHO REQUESTS  
IT WITHIN 180 DAYS  
AFTER THE DATE OF  
THIS PUBLICATION, BY  
CONTACTING THE  
FOUNDATION MANAGER,  
BANK OF HAWAII  
PHONE: (808) 243-8122.  
(SA277396 1/28/11)

Theresa Oyama being duly sworn, deposes and says that she is a clerk, duly authorized to execute this affidavit of Oahu Publications, Inc. publisher of The Honolulu Star-Advertiser and MidWeek, that said newspapers are newspapers of general circulation in the State of Hawaii, and that the attached notice is true notice as was published in the aforementioned newspapers as follows:

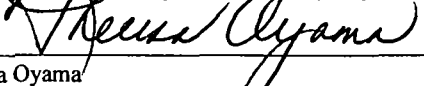
Honolulu Star-Advertiser 1 times on:

01/28/2011


Midweek Wed. 0 times on:

           times on:


And that affiant is not a party to or in any way interested in the above entitled matter.

  
Theresa Oyama

Subscribed to and sworn before me this 28<sup>th</sup> day

of Jan A.D. 20 11  
  
Patricia K. Reese, Notary Public of the First Judicial Circuit, State of Hawaii

My commission expires: Oct 07 2014



Ad # 0000277396

LN: \_\_\_\_\_

THE O. L. MOORE FOUNDATION #36-6101149  
2010 FORM 990-PF

PART II, LINE 10A - INVESTMENTS - U.S. & STATE GOVERNMENT SECURITIES:

	BEGINNING OF YEAR			END OF YEAR		
	PAR VALUE	BOOK VALUE	MARKET VALUE	PAR VALUE	BOOK VALUE	MARKET VALUE
NAME						
US TRSY BONDS -7.875% 2/15/21	\$ 15,000	\$ 17,888	\$ 20,161	\$ 15,000	\$ 17,888	\$ 20,925
US TRSY BONDS -5.25% 11/15/28	75,000	83,279	81,269	40,000	41,846	45,844
US TRSY BONDS -4.5% 8/15/39	-	-	-	30,000	32,235	30,806
US TRSY NOTES -4.75% 8/15/14	-	-	-	30,000	30,264	33,509
US TRSY NOTES-4.25% 8/15/15	60,000	65,754	64,219	115,000	127,169	127,336
US TRSY NOTES-4.25% 11/15/17	65,000	67,076	68,128	40,000	41,248	44,097
US TRSY NOTES-1.5% 7/15/12	-	-	-	20,000	20,323	20,332
US TRSY NOTES-1.75% 8/15/12	-	-	-	50,000	51,076	51,027
HONOLULU HAWAII CITY & CNTY BONDS	10,000	10,000	9,841	15,000	15,000	14,901
NEW YORK, NY BONDS	-	-	-	15,000	15,000	14,917
FED NATL MTG ASSN 2.75% 3/17/14	-	-	-	35,000	36,910	36,582
FED NATL MTG ASSN 4% 4/22/19	10,000	10,000	9,931	10,000	10,000	10,596
NEW VALLEY GENREATION 4.68% 1/15/22	4,104	3,775	3,679	3,917	3,602	4,283
RESOLUTION FUNDING CORP BONDS	15,000	22,138	19,710	15,000	22,138	20,944
TENNESSEE VALLEY AUTH NOTES	15,000	14,996	15,265	15,000	14,995	16,260
HOUSING URBAN DEVELOPMENT US GOV	5,000	5,000	5,191	5,000	5,000	5,089
GENERAL ELECTRIC CAP CORP	5,000	5,051	5,154	-	-	-
US TRSY NOTES -4.75% 11/15/08	35,000	35,308	38,511	-	-	-
US TRSY BONDS -4% 11/15/12	85,000	82,525	90,797	-	-	-
US TRSY NOTES-2.625% 7/31/14	10,000	9,997	10,050	-	-	-
PNC FUNDING CORP FDIC GUAAANTEED	5,000	4,994	5,085	-	-	-
FED H/L BANK BONDS 4.45% 2/12/13	25,000	24,950	25,052	-	-	-
FED H/L BANK BONDS 3.25% 1/14/09	10,000	10,175	10,097	-	-	-
FED NATL MTG ASSN 6.625% 11/15/10	75,000	79,137	78,961	-	-	-
FED NATL MTG ASSN 2.5% 2/17/12	90,000	89,933	90,253	-	-	-
	-	-	-	-	-	-
	-	-	-	-	-	-
	-	-	-	-	-	-
TOTAL GOVERNMENT SECURITIES	\$ 614,104	\$ 641,976	\$ 651,354	\$ 453,917	\$ 484,694	\$ 497,448

THE O. L. MOORE FOUNDATION #36-6101149

2010 FORM 990-PF

PART II, LINE 10B - CORPORATE STOCKS

NAME	BEGINNING OF YEAR			END OF YEAR		
	SHARES	BOOK VALUE	MARKET VALUE	SHARES	BOOK VALUE	MARKET VALUE
AT&T	1,000	\$ 4,802	\$ 28,030	600	\$ 2,881	\$ 17,628
APPLE, INC.	250	22,730	52,683	100	9,092	32,256
COCA COLA CO	500	769	28,500	100	154	6,577
EXXON MOBIL CORP	1,300	14,238	88,647	150	1,643	10,968
GENERAL MILLS INC	500	5,331	35,405	600	3,199	21,354
HONEYWELL INTERNATIONAL INC	1,300	41,898	50,960	600	19,338	31,896
INTEL CORP	700	2,538	14,280	700	2,538	14,721
JOHNSON & JOHNSON	700	3,632	45,087	350	1,816	21,648
MYLAN LABS	1,500	24,945	27,645	800	13,304	16,904
NIKE INC CL B	300	19,415	19,821	300	19,415	25,626
PFIZER INC	1,500	5,081	27,285	800	2,710	14,008
T ROWE PRICE & ASSOC INC	1,200	21,450	63,900	500	8,938	32,270
PROCTOR & GAMBLE CO	500	2,414	30,314	350	1,690	22,516
UNITED TECHNOLOGIES CORP	400	30,002	27,764	400	30,002	31,487
ABERDEEN ASIA-PACIFIC EX-JAPAN EQUITY	-	-	-	8,591	88,548	106,270
ABERDEEN INTL EQUITY INSTITUTIONAL	-	-	-	1,800	14,696	23,454
COLUMBIA ACORN INTERNATIONAL	-	-	-	1,319	49,462	53,989
HARBOR INTL	-	-	-	2,554	140,723	154,642
HARBOR INTERNATIONAL GROWTH	8,769	84,967	97,076	8,769	84,967	108,477
JANUS TRITON FUND	-	-	-	6,588	100,213	108,177
JANUS FORTY FUND	4,195	93,945	134,368	4,195	93,944	142,506
LAZARD EMERGING MARKETS	5,808	89,278	104,604	5,491	83,148	119,582
NATXIX LOOMIS SAYLES VALUE	12,081	147,891	203,679	12,081	147,891	224,820
SPOR S&P 500 EFT TRUST	-	-	-	2,000	220,751	251,500
SPOR MIDCAP 40 SERIES EFT TRUST	-	-	-	500	71,335	82,340
SECURITY EQUITY FUND MID CAP VALUE	-	-	-	8,683	99,330	103,506
ADOBE SYSTEMS, INC.	800	28,191	29,424	-	-	-
BANK OF AMERICA	1,000	18,460	15,060	-	-	-
CELGEN CORP	400	21,667	22,272	-	-	-
GOLDMAN SACHS GROUP INC.	250	24,368	42,210	-	-	-

THE O. L. MOORE FOUNDATION #36-6101149

2010 FORM 990-PF

PART II, LINE 10B - CORPORATE STOCKS

NAME	BEGINNING OF YEAR			END OF YEAR		
	SHARES	BOOK VALUE	MARKET VALUE	SHARES	BOOK VALUE	MARKET VALUE
GOOGLE INC CL A	50	17,222	30,999	-	-	-
HEWLETT PACKARD CO	800	19,050	41,208	-	-	-
MICROSOFT CORP	1,000	24,770	30,480	-	-	-
PEPSICO INC	400	21,454	24,320	-	-	-
SCHUMBERGER LTD	400	26,263	26,035	-	-	-
VF CORP	200	17,205	14,648	-	-	-
VERIZON COMMUNICATIONS	1,830	20,626	60,628	-	-	-
ACCENTURE LTD	600	24,952	24,900	-	-	-
THE BOSTON COMPANY SM/MID CAP GR	2,190	29,343	25,139	-	-	-
GOLDMAN SACHS SMALL CAP VALUE	337	10,175	11,102	-	-	-
ISHARES MSCI BRAZIL INDEX	200	7,062	14,922	-	-	-
ISHARES FTSE XINHUA CHINA 25 INDEX	500	15,675	21,130	-	-	-
ISHARES S&P 500/BARRA GROWTH INDEX	600	24,282	34,794	-	-	-
PERKINS MID CAP VALUE FUND	2,978	39,792	58,973	-	-	-
MANAGERS AND TIMESSQUARE MID CAP	2,099	20,084	24,932	-	-	-
PACIFIC CAPITAL INTL EQUITY FUND	20,763	154,085	155,720	-	-	-
PACIFIC CAPITAL NEW ASIA GROWTH	7,832	109,058	107,769	-	-	-
POWERSHARES QQQ TRUST SER 1	1,000	29,890	45,750	-	-	-
SPOR TR TRUST SERIES 1	900	96,087	100,298	-	-	-
FINANCIAL SELECT SECTOR SPOR	3,800	51,120	54,720	-	-	-
	<u>93,432</u>	<u>\$ 1,466,207</u>	<u>\$ 2,097,481</u>	<u>68,921</u>	<u>\$ 1,311,728</u>	<u>\$ 1,779,122</u>



THE O. L. MOORE FOUNDATION #36-6101149

2010 FORM 990-PF

PART 11 LINE 10C - CORPORATE BONDS:

NAME	BEGINNING OF YEAR			END OF YEAR		
	PAR VALUE	BOOK VALUE	MARKET VALUE	PAR VALUE	BOOK VALUE	MARKET VALUE
AT&T INC. SR UNSECURED	-	\$	-	10,000	\$	11,362
AMERICAN EXPRESS CO SR UNSECURED	-	-	-	25,000	26,382	26,725
BARCLAYS BANK PLC SR UNSECURED	4,000	4,472	4,462	4,000	4,472	4,518
BERKSHIRE HATHAWAY INC SR UNSECURED	-	-	-	30,000	31,682	30,956
COMCAST CORP COMPANY GUARNT 6.5%	10,000	9,773	10,988	10,000	11,098	11,528
DOMINION RESOURCES INC	5,000	4,313	5,210	5,000	4,313	5,504
DUKE CAPITAL CORP SENIOR NOTES	15,000	17,643	17,555	15,000	17,643	18,274
GENERAL ELECTRIC CO	10,000	9,771	10,580	10,000	9,771	10,690
GOLDMAN SACHS GROUP INC SUB NOTES	20,000	20,043	20,427	20,000	20,043	21,149
HARRIS CORP	10,000	9,965	10,604	10,000	9,965	11,150
HEWLETT-PACKARD CO NOTES 6.125%	-	-	-	10,000	11,415	11,324
JOHNSON & JOHNSON SR NOTES	10,000	9,955	10,756	10,000	9,955	11,380
KINDER MORGAN ENERGY PARTNERS	5,000	5,136	5,452	5,000	5,136	5,334
ESTEE LAUDER COMPANIES INC. BONDS	20,000	19,907	21,386	20,000	19,906	20,986
MATTEL INC SR UNSECURED	-	-	-	5,000	5,418	5,376
MERRILL LYNCH CO	10,000	10,000	9,701	10,000	10,000	9,906
MERRILL LYNCH CO	-	-	-	25,000	25,120	25,084
MORGAN STANLEY SR UNSECURED	-	-	-	10,000	9,998	10,145
PRES & FELLOWS OF HARVARD BONDS	10,000	10,420	10,430	10,000	10,420	10,817
SMITH INTL INC SENIOR NOTES	10,000	10,385	10,220	10,000	10,388	11,644
SYSCO CORP DEBENTURES	35,000	35,685	38,071	35,000	35,685	39,478
US BANK NA NOTES	10,000	10,543	11,081	10,000	10,543	11,156
WAL MART STORES INC	10,000	9,925	11,380	10,000	9,926	11,749
WELLS FARGO COMPANY SR	5,000	4,980	5,200	5,000	4,978	5,535
GOLDMAN SACHS HIGH YIELD	-	-	-	10,593	75,000	77,331
TEMPLETON GLOBAL BOND FUND	-	-	-	8,301	107,415	112,561
	199,000	\$ 202,916	\$ 213,503	332,894	\$ 508,057	\$ 531,662
GRAND TOTAL		\$ 2,311,099	\$ 2,962,338		\$ 2,304,479	\$ 2,808,232

ACCOUNT # 135020808  
TAX ID XX-XX1149  
FROM 01/01/2010  
TO 12/31/2010  
FISCAL YEAR: 12/31

BANK OF HAWAII  
Gain and Loss Report  
BANK OF HAWAII  
AGENT U/A DATED 12/20/2010 FOR  
O. L. MOORE FOUNDATION

PAGE 11  
AS OF 01/25/2011  
RUN JAN 25 2011

SUMMARY OF CAPITAL GAINS AND LOSSES

TOTAL SHORT TERM CAPITAL GAIN (LOSS)	52,009.65	
TOTAL SHORT TERM CAPITAL GAINS DIVIDENDS	1,213.55	
NET SHORT TERM CAPITAL GAIN (LOSS)	<u>53,223.20</u>	53,223.20
TOTAL LONG TERM CAPITAL GAIN (LOSS)	226,738.74	
TOTAL LONG TERM CAPITAL GAINS DIVIDENDS	8,637.91	
TOTAL 28% RATE CAPITAL GAINS DIVIDENDS	0.00	
TOTAL SEC 1250 CAPITAL GAINS DIVIDENDS	0.00	
TOTAL SEC 1202 CAPITAL GAINS DIVIDENDS	0.00	
NET LONG TERM CAPITAL GAIN (LOSS)	<u>235,376.65</u>	235,376.65
NET CAPITAL GAIN (LOSS)		<u>288,599.85</u>
TOTAL GAIN/LOSS FROM SALES WITH UNKNOWN COST/ACQUISITION DATE	0.00	

ACCOUNT # 135020808  
TAX ID XX-XXX1149  
FROM 01/01/2010  
TO 12/31/2010  
FISCAL YEAR: 12/31

BANK OF HAWAII  
Gain and Loss Report  
BANK OF HAWAII  
AGENT U/A DATED 12/20/2010 FOR  
O. L. MOORE FOUNDATION

PAGE 1  
AS OF 01/25/2011  
RUN JAN 25 2011

CUSIP #/ PROPERTY DESCRIPTION		DATE SOLD/ ACQUIRED	PROCEEDS OF SALE	COST	GAIN OR LOSS	COVERED
-----		-----	-----	-----	-----	-----
SHORT TERM CAPITAL GAIN (LOSS)						
-----						
100 SHARES OF GOLDMAN SACHS GROUP INC		01/15/2010 02/09/2009	16,607.18	9,747.52	6,859.66	55
50 SHARES OF GOLDMAN SACHS GROUP INC		01/21/2010 02/09/2009	7,987.80	4,873.76	3,114.04	55
100 SHARES OF GOLDMAN SACHS GROUP INC		01/22/2010 02/09/2009	15,549.96	9,747.52	5,802.44	55
200 SHARES OF ISHARES MSCI BRAZIL INDEX FUND		01/26/2010 03/10/2009	13,384.51	7,062.04	6,322.47	55
200 SHARES OF ISHARES FTSE XINHUA CHINA 25 INDEX FUND		01/29/2010 04/02/2009	7,672.32	6,269.86	1,402.46	55
800 SHARES OF ADOBE SYSTEMS INC		02/03/2010 10/14/2009	26,432.70	28,190.80	(1,758.10)	55
50 SHARES OF APPLE INC		02/03/2010 02/26/2009	9,997.87	4,546.00	5,451.87	55
300 SHARES OF ISHARES FTSE XINHUA CHINA 25 INDEX FUND		02/03/2010 04/02/2009	11,954.84	9,404.79	2,550.05	55
600 SHARES OF ISHARES S&P 500/BARRA GROWTH INDEX		02/03/2010 02/26/2009	33,839.57	24,282.00	9,557.57	55
10040.161 SHARES OF FRANKLIN HIGH YIELD T/F I-AD		03/16/2010 02/04/2010	100,903.62	100,301.21	602.41	62
2000 SHARES OF FINANCIAL SELECT SECTOR SPDR		03/16/2010 06/10/2009	31,099.61	25,038.40	6,061.21	55
1800 SHARES OF FINANCIAL SELECT SECTOR SPDR		03/16/2010 08/07/2009	27,989.64	26,081.82	1,907.82	55

ACCOUNT # 135020808  
TAX ID XX-XXX1149  
FROM 01/01/2010  
TO 12/31/2010  
FISCAL YEAR: 12/31

BANK OF HAWAII  
Gain and Loss Report  
BANK OF HAWAII  
AGENT U/A DATED 12/20/2010 FOR  
O. L. MOORE FOUNDATION

PAGE 2  
AS OF 01/25/2011  
RUN JAN 25 2011

CUSIP #/ PROPERTY DESCRIPTION		DATE SOLD/ ACQUIRED	PROCEEDS OF SALE	COST	GAIN OR LOSS	COVERED
-----		-----	-----	-----	-----	-----
SHORT TERM CAPITAL GAIN (LOSS) - CONTINUED						
400 SHARES OF SCHLUMBERGER LTD		05/28/2010 10/14/2009	22,528.22	26,263.28	(3,735.06)	55
879.765 SHARES OF LAZARD EMERGING MARKETS PORTFOLIO		06/11/2010 12/29/2009	15,536.65	15,791.78	(255.13)	62
60000 UNITS OF FEDERAL HOME LOAN MTGE CORP NOTES (STEP-UP CPN) 2.5% 02/19/2013-2010		08/19/2010 02/11/2010	60,000.00	59,970.00	30.00	50
10000 UNITS OF FEDERAL HOME LOAN MTGE CORP NOTES 3.625% 08/25/2014-2010		08/25/2010 09/11/2009	10,000.00	10,175.00	(175.00)	50
700 SHARES OF MYLAN LABS		09/15/2010 10/14/2009	12,600.41	11,641.00	959.41	55
500 SHARES OF BANK OF AMERICA CORP		10/14/2010 10/14/2009	6,249.95	9,229.95	(2,980.00)	55
300 SHARES OF S&P EMERGING SMALL CAP FUND		10/19/2010 09/02/2010	16,688.71	15,248.67	1,440.04	55
20000 UNITS OF FEDERAL NATIONAL MTGE ASSN NOTES 2.75% 03/13/2014		11/12/2010 08/17/2010	21,168.94	21,091.60	77.34	50
5000 UNITS OF US TREASURY NOTES 3.625% 02/15/2020		12/02/2010 09/30/2010	5,310.94	5,487.11	(176.17)	50
15000 UNITS OF US TREASURY NOTES 3.625% 02/15/2020		12/14/2010 09/30/2010	15,431.83	16,461.33	(1,029.50)	50

ACCOUNT # 135020808  
TAX ID XX-XXX1149  
FROM 01/01/2010  
TO 12/31/2010  
FISCAL YEAR: 12/31

BANK OF HAWAII  
Gain and Loss Report  
BANK OF HAWAII  
AGENT U/A DATED 12/20/2010 FOR  
O. L. MOORE FOUNDATION

PAGE 3  
AS OF 01/25/2011  
RUN JAN 25 2011

GAIN AND LOSS DETAIL					
CUSIP #/ PROPERTY DESCRIPTION	DATE SOLD/ ACQUIRED	PROCEEDS OF SALE	COST	GAIN OR LOSS	COVEREDREG
SHORT TERM CAPITAL GAIN (LOSS) - CONTINUED					
55000 UNITS OF FEDERAL NATIONAL MTGE ASSOC NOTES (MULTI-STEP CPN) 3.625% 12/30/2014-2010	12/30/2010 02/17/2010	55,000.00	54,835.00	165.00	50
200 SHARES OF SPDR MIDCAP 400 SERIES 1 ETF TRUST	12/28/2010 03/16/2010	33,029.44	28,534.00	4,495.44	55
500 SHARES OF ISHARES RUSSELL 2000	12/28/2010 03/29/2010	39,404.38	34,085.00	5,319.38	55
TOTAL SHORT TERM CAPITAL GAIN (LOSS)		616,369.09	564,359.44	52,009.65	

ACCOUNT # 135020808  
TAX ID XX-XXX1149  
FROM 01/01/2010  
TO 12/31/2010  
FISCAL YEAR: 12/31

BANK OF HAWAII  
Gain and Loss Report  
BANK OF HAWAII  
AGENT U/A DATED 12/20/2010 FOR  
O. L. MOORE FOUNDATION

PAGE 4  
AS OF 01/25/2011  
RUN JAN 25 2011

CUSIP #/ PROPERTY DESCRIPTION		DATE SOLD/ ACQUIRED	PROCEEDS OF SALE	COST	GAIN OR LOSS	COVERED
-----		-----	-----	-----	-----	-----
LONG TERM CAPITAL GAIN (LOSS)						
-----						
25000 UNITS OF US TREASURY BONDS 5.25%		01/05/2010 11/21/2008	27,208.01	29,594.73	(2,386.72)	50
11/15/2028						
25000 UNITS OF US TREASURY NOTES 4.25%		01/12/2010 01/08/2008	26,451.18	25,828.13	623.05	50
11/15/2017						
187.3 UNITS OF NEW VALLEY GENERATION IV TVA PASS THRU CERTS 4.687%		01/19/2010 07/05/2006	187.30	172.28	15.02	55
01/15/2022						
10000 UNITS OF US TREASURY BONDS 5.25%		01/21/2010 11/21/2008	11,116.41	11,837.89	(721.48)	50
11/15/2028						
200 SHARES OF HEWLETT-PACKARD CO		02/03/2010 06/28/2005	9,752.07	4,762.52	4,989.55	55
500 SHARES OF HONEYWELL INTERNATIONAL INC		02/03/2010 12/22/2008	19,620.25	16,115.00	3,505.25	55
200 SHARES OF EXXON MOBIL CORP		02/03/2010 12/31/1991	13,370.83	2,190.47	11,180.36	55
300 SHARES OF T ROWE PRICE GROUP INC		02/03/2010 12/22/1998	15,186.19	5,362.50	9,823.69	55
90000 UNITS OF FEDERAL NATIONAL MTGE ASSOC NOTES 2.5% 02/17/2012-2010		02/17/2010 02/11/2009	90,000.00	89,932.50	67.50	50
25000 UNITS OF FEDERAL HOME LOAN MTGE CORP NOTES 2.45% 02/17/2012-2010		02/17/2010 02/06/2009	25,000.00	24,950.00	50.00	50
10000 UNITS OF COMCAST CORP SR UNSECURED 5.85%		02/18/2010 07/31/2007	11,037.50	9,772.90	1,264.60	55
11/15/2015						

GAIN AND LOSS DETAIL

ACCOUNT # 135020808  
TAX ID XX-XXX1149  
FROM 01/01/2010  
TO 12/31/2010  
FISCAL YEAR: 12/31

BANK OF HAWAII  
Gain and Loss Report  
BANK OF HAWAII  
AGENT U/A DATED 12/20/2010 FOR  
O. L. MOORE FOUNDATION

PAGE 5  
AS OF 01/25/2011  
RUN JAN 25 2011

CUSIP #/ PROPERTY DESCRIPTION		DATE SOLD/ ACQUIRED	GAIN AND LOSS DETAIL				COVERED
			PROCEEDS OF SALE	COST	GAIN OR LOSS	REG	
LONG TERM CAPITAL GAIN (LOSS) - CONTINUED							
2189.781 SHARES OF DREYFUS/THE BOSTON COMPANY SMALL/MID CAP GROWTH FD		03/16/2010 08/12/2008	26,824.82	29,343.07	(2,518.25)	62	
200 SHARES OF JOHNSON & JOHNSON		03/16/2010 12/31/1991	12,937.84	1,037.81	11,900.03	55	
150 SHARES OF EXXON MOBIL CORP		03/16/2010 12/31/1991	9,973.37	1,642.85	8,330.52	55	
200 SHARES OF T ROWE PRICE GROUP INC		03/16/2010 12/22/1998	10,731.86	3,575.00	7,156.86	55	
200 SHARES OF V F CORP		03/16/2010 04/12/2007	15,943.79	17,204.68	(1,260.89)	55	
150 SHARES OF PROCTER & GAMBLE CO		03/16/2010 12/31/1991	9,536.87	724.20	8,812.67	55	
400 SHARES OF COCA COLA CO		03/16/2010 12/31/1991	21,523.72	615.91	20,907.81	55	
1100 SHARES OF VERIZON COMMUNICATIONS		03/16/2010 12/31/1991	32,911.58	12,398.06	20,513.52	55	
400 SHARES OF PEPSICO INC		03/29/2010 01/11/2005	26,619.54	21,453.56	5,165.98	55	
700 SHARES OF PFIZER INC		03/29/2010 12/31/1991	12,004.80	2,371.09	9,633.71	55	
100 SHARES OF EXXON MOBIL CORP		03/29/2010 12/31/1991	6,661.89	1,095.24	5,566.65	55	
150 SHARES OF JOHNSON & JOHNSON		03/29/2010 12/31/1991	9,655.34	778.36	8,876.98	55	
25 SHARES OF GOOGLE INC CL A		04/23/2010 02/26/2009	13,616.06	8,610.87	5,005.19	55	

ACCOUNT # 135020808  
TAX ID XX-XXX1149  
FROM 01/01/2010  
TO 12/31/2010  
FISCAL YEAR: 12/31

BANK OF HAWAII  
Gain and Loss Report  
BANK OF HAWAII  
AGENT U/A DATED 12/20/2010 FOR  
O. L. MOORE FOUNDATION

PAGE 6  
AS OF 01/25/2011  
RUN JAN 25 2011

GAIN AND LOSS DETAIL		DATE SOLD/ ACQUIRED	PROCEEDS OF SALE	COST	GAIN OR LOSS	COVERED
CUSIP #/ PROPERTY DESCRIPTION						REG
LONG TERM CAPITAL GAIN (LOSS) - CONTINUED						
25 SHARES OF GOOGLE INC CL A		05/04/2010 02/26/2009	12,662.98	8,610.87	4,052.11	55
20000 UNITS OF US TREASURY NOTES 4% 11/15/2012		05/24/2010 12/17/2004	21,510.94	19,978.13	1,532.81	50
5000 UNITS OF US TREASURY NOTES 4% 11/15/2012		05/24/2010 03/17/2006	5,377.73	4,811.33	566.40	50
4846.526 SHARES OF PACIFIC CAPITAL INTERNATIONAL STOCK FUND		06/11/2010 05/23/2003	32,229.40	30,484.65	1,744.75	62
4545.455 SHARES OF PACIFIC CAPITAL INTERNATIONAL STOCK FUND		06/11/2010 06/06/2005	30,227.28	39,954.55	(9,727.27)	62
5928.474 SHARES OF PACIFIC CAPITAL INTERNATIONAL STOCK FUND		06/11/2010 11/07/2005	39,424.35	56,379.79	(16,955.44)	62
2509.002 SHARES OF PACIFIC CAPITAL INTERNATIONAL STOCK FUND		06/11/2010 12/15/2008	16,684.86	12,570.10	4,114.76	62
770.633 SHARES OF PACIFIC CAPITAL NEW ASIA GROWTH FUND		06/11/2010 11/07/2005	10,526.85	11,844.63	(1,317.78)	62
1110.48 SHARES OF PACIFIC CAPITAL NEW ASIA GROWTH FUND		06/11/2010 03/15/2006	15,169.16	18,456.17	(3,287.01)	62
50 SHARES OF APPLE INC		07/01/2010 02/26/2009	12,421.67	4,546.00	7,875.67	55
60000 UNITS OF US TREASURY NOTES 4% 11/15/2012		07/02/2010 03/17/2006	64,553.91	57,735.94	6,817.97	50



ACCOUNT # 135020808  
TAX ID XX-XXX1149  
FROM 01/01/2010  
TO 12/31/2010  
FISCAL YEAR: 12/31

BANK OF HAWAII  
Gain and Loss Report  
BANK OF HAWAII  
AGENT U/A DATED 12/20/2010 FOR  
O. L. MOORE FOUNDATION

PAGE 7  
AS OF 01/25/2011  
RUN JAN 25 2011

CUSIP #/ PROPERTY DESCRIPTION		DATE SOLD/ ACQUIRED	PROCEEDS OF SALE	COST	GAIN OR LOSS	COVERED
-----		-----	-----	-----	-----	-----
LONG TERM CAPITAL GAIN (LOSS) - CONTINUED						
200 SHARES OF CELGENE CORP		07/07/2010 12/30/2008	9,820.01	10,833.46	(1,013.45)	55
5000 UNITS OF GENERAL ELEC CAP CORP FDIC GUARANTEED 3% 12/09/2011		08/04/2010 12/12/2008	5,166.62	5,051.35	115.27	50
600 SHARES OF HEWLETT-PACKARD CO		08/24/2010 06/28/2005	23,089.47	14,287.56	8,801.91	55
50 SHARES OF APPLE INC		08/24/2010 02/26/2009	12,030.40	4,546.00	7,484.40	55
500 SHARES OF POWERSHARES QQQ TRUST SER 1		08/24/2010 12/22/2008	21,839.68	14,945.00	6,894.68	55
5000 UNITS OF US TREASURY NOTES 4.75% 05/15/2014		09/09/2010 03/22/2005	5,658.00	5,043.94	614.06	50
337.041 SHARES OF GOLDMAN SACHS SMALL CAP VALUE FD-I		09/16/2010 08/12/2009	11,759.36	10,175.27	1,584.09	62
2978.407 SHARES OF PERKINS MID CAP VALUE FUND CL T		09/16/2010 03/16/2009	60,342.53	39,791.52	20,551.01	62
2098.636 SHARES OF MANAGERS AMG TIMESSQUARE MID CAP GROWTH FD-IN		09/16/2010 06/26/2009	26,149.01	20,083.95	6,065.06	62
200 SHARES OF CELGENE CORP		09/15/2010 12/30/2008	10,974.09	10,833.46	140.63	55
200 SHARES OF T ROWE PRICE GROUP INC		09/15/2010 12/22/1998	9,863.83	3,575.00	6,288.83	55
25000 UNITS OF FEDERAL NATIONAL MORTGAGE ASSN NOTES 6.625% 11/15/2010		09/30/2010 05/15/2002	25,195.98	26,562.50	(1,366.52)	50

GAIN AND LOSS DETAIL

ACCOUNT # 135020808  
TAX ID XX-XXX1149  
FROM 01/01/2010  
TO 12/31/2010  
FISCAL YEAR: 12/31

BANK OF HAWAII  
Gain and Loss Report  
BANK OF HAWAII  
AGENT U/A DATED 12/20/2010 FOR  
O. L. MOORE FOUNDATION

PAGE 8  
AS OF 01/25/2011  
RUN JAN 25 2011

CUSIP #/ PROPERTY DESCRIPTION		DATE SOLD/ ACQUIRED	GAIN AND LOSS DETAIL		PROCEEDS OF SALE	COST	GAIN OR LOSS	COVERED
								REG
LONG TERM CAPITAL GAIN (LOSS) - CONTINUED								
500 SHARES OF BANK OF AMERICA CORP		10/19/2010 10/14/2009			6,144.89	9,229.95	(3,085.06)	55
1000 SHARES OF MICROSOFT CORP		10/19/2010 03/14/2003			25,249.57	24,770.00	479.57	55
100 SHARES OF EXXON MOBIL CORP		10/19/2010 12/31/1991			6,563.88	1,095.24	5,468.64	55
400 SHARES OF AT&T INC		10/26/2010 12/31/1991			11,335.80	1,920.86	9,414.94	55
200 SHARES OF HONEYWELL INTERNATIONAL INC		10/26/2010 12/22/2008			9,477.84	6,446.00	3,031.84	55
400 SHARES OF GENERAL MILLS INC		10/26/2010 12/31/1991			14,975.75	2,132.58	12,843.17	55
20000 UNITS OF FEDERAL NATIONAL MORTGAGE ASSN NOTES 6.625% 11/15/2010		11/15/2010 05/14/2001			20,000.00	20,700.00	(700.00)	50
30000 UNITS OF FEDERAL NATIONAL MORTGAGE ASSN NOTES 6.625% 11/15/2010		11/15/2010 05/15/2002			30,000.00	31,875.00	(1,875.00)	50
10000 UNITS OF US TREASURY NOTES 2.625% 07/31/2014		11/18/2010 07/30/2009			10,573.83	9,997.26	576.57	50
5000 UNITS OF PNC FUNDING CORP FDIC GUARANTEED 2.3% 06/22/2012		11/22/2010 12/17/2008			5,140.10	4,994.15	145.95	50
500 SHARES OF POWERSHARES QQQ TRUST SER 1		12/28/2010 12/22/2008			27,304.58	14,945.00	12,359.58	55
TOTAL LONG TERM CAPITAL GAIN (LOSS)					1,107,315.57	880,576.83	226,738.74	

ACCOUNT # 135020808  
 TAX ID XX-XX1149  
 FROM 01/01/2010  
 TO 12/31/2010  
 FISCAL YEAR: 12/31

BANK OF HAWAII  
 Gain and Loss Report  
 BANK OF HAWAII  
 AGENT U/A DATED 12/20/2010 FOR  
 O. L. MOORE FOUNDATION

PAGE 9  
 AS OF 01/25/2011  
 RUN JAN 25 2011

GAIN AND LOSS DETAIL			
CUSIP #/ PROPERTY DESCRIPTION	DATE SOLD/ ACQUIRED	PROCEEDS OF SALE	COST
SHORT TERM CAPITAL GAINS DIVIDENDS			
4516.712 BASIS SHARES OF SECURITY EQUITY FUND MID CAP VALUE FUND CL I			62
8590.964 BASIS SHARES OF ABERDEEN ASIA-PACIFIC EX-JAPAN EQUITY FUND INSTITUTIONAL CLASS			62
TOTAL SHORT TERM CAPITAL GAINS DIVIDENDS		0.00	0.00
			1,213.55

COVEREDREG

GAIN OR LOSS

COST

PROCEEDS  
OF SALE

DATE SOLD/  
ACQUIRED

CUSIP #/  
PROPERTY DESCRIPTION

GAIN AND LOSS DETAIL

SHORT TERM CAPITAL GAINS DIVIDENDS

4516.712 BASIS SHARES OF  
SECURITY EQUITY FUND MID CAP  
VALUE FUND CL I

8590.964 BASIS SHARES OF  
ABERDEEN ASIA-PACIFIC EX-JAPAN  
EQUITY FUND INSTITUTIONAL CLASS

TOTAL SHORT TERM CAPITAL GAINS DIVIDENDS

0.00

0.00

1,213.55

62

62

ACCOUNT # 135020808  
TAX ID XX-XXX1149  
FROM 01/01/2010  
TO 12/31/2010  
FISCAL YEAR: 12/31

BANK OF HAWAII  
Gain and Loss Report  
BANK OF HAWAII  
AGENT U/A DATED 12/20/2010 FOR  
O. L. MOORE FOUNDATION

PAGE 10  
AS OF 01/25/2011  
RUN JAN 25 2011

GAIN AND LOSS DETAIL			
CUSIP #/ PROPERTY DESCRIPTION	DATE SOLD/ ACQUIRED	PROCEEDS OF SALE	COST
LONG TERM CAPITAL GAINS DIVIDENDS			
6723.754 BASIS SHARES OF PACIFIC CAPITAL NEW ASIA GROWTH FUND			62
4516.712 BASIS SHARES OF SECURITY EQUITY FUND MID CAP VALUE FUND CL I			62
3548.616 BASIS SHARES OF JANUS TRITON FUND CL T			62
TOTAL LONG TERM CAPITAL GAINS DIVIDENDS		0.00	8,637.91