



See a Social Security Number? Say Something!  
Report Privacy Problems to <https://public.resource.org/privacy>  
Or call the IRS Identity Theft Hotline at 1-800-908-4490



Form **990-PF**

Department of the Treasury  
Internal Revenue Service

Return of Private Foundation  
or Section 4947(a)(1) Nonexempt Charitable Trust  
Treated as a Private Foundation

**Note.** The foundation may be able to use a copy of this return to satisfy state reporting requirements

OMB No 1545-0052

**2010**

For calendar year 2010, or tax year beginning 01-01-2010 , and ending 12-31-2010

G Check all that apply

☐ Initial return

☐ Initial return of a former public charity

☐ Final return

☐ Amended return

☐ Address change

☐ Name change

Name of foundation  
WEJ FOUNDATION INC

Number and street (or P O box number if mail is not delivered to street address)  
6900 SOUTH GRAY ROAD

City or town, state, and ZIP code  
INDIANAPOLIS, IN 46237

**A Employer identification number**  
35-2123724

**B Telephone number** (see page 10 of the instructions)

**C** If exemption application is pending, check here ☐

**D 1.** Foreign organizations, check here ☐

**2.** Foreign organizations meeting the 85% test, check here and attach computation ☐

**E** If private foundation status was terminated under section 507(b)(1)(A), check here ☐

**F** If the foundation is in a 60-month termination under section 507(b)(1)(B), check here ☐

**H** Check type of organization ☒ Section 501(c)(3) exempt private foundation






☐ Section 4947(a)(1) nonexempt charitable trust

☐ Other taxable private foundation

**I** Fair market value of all assets at end of year (from Part II, col. (c), line 16)**\$** 0

**J** Accounting method ☒ Cash ☐ Accrual

☐ Other (specify) \_\_\_\_\_  
(Part I, column (d) must be on cash basis.)

Part I Analysis of Revenue and Expenses (The total of amounts in columns (b), (c), and (d) may not necessarily equal the amounts in column (a) (see page 11 of the instructions) )		(a) Revenue and expenses per books	(b) Net investment income	(c) Adjusted net income	(d) Disbursements for charitable purposes (cash basis only)
Revenue	<b>1</b> Contributions, gifts, grants, etc , received (attach schedule)				
	<b>2</b> Check <input checked="" type="checkbox"/> if the foundation is <b>not</b> required to attach Sch B				
	<b>3</b> Interest on savings and temporary cash investments	192	192		
	<b>4</b> Dividends and interest from securities. . . . .	15,299	15,299		
	<b>5a</b> Gross rents . . . . .				
	<b>b</b> Net rental income or (loss) _____				
	<b>6a</b> Net gain or (loss) from sale of assets not on line 10 	41,915			
	<b>b</b> Gross sales price for all assets on line 6a _____ 1,380,316				
	<b>7</b> Capital gain net income (from Part IV , line 2) . . . .		522		
	<b>8</b> Net short-term capital gain . . . . .				
	<b>9</b> Income modifications . . . . .				
	<b>10a</b> Gross sales less returns and allowances				
Operating and Administrative Expenses	<b>b</b> Less Cost of goods sold . . . . .				
	<b>c</b> Gross profit or (loss) (attach schedule) . . . . .				
	<b>11</b> Other income (attach schedule) . . . . .	 589	59		
	<b>12 Total.</b> Add lines 1 through 11 . . . . .	57,995	16,072		
	<b>13</b> Compensation of officers, directors, trustees, etc				
	<b>14</b> Other employee salaries and wages . . . . .				
	<b>15</b> Pension plans, employee benefits . . . . .				
	<b>16a</b> Legal fees (attach schedule) . . . . .				
	<b>b</b> Accounting fees (attach schedule) . . . . .				
	<b>c</b> Other professional fees (attach schedule) . . . . .	 3,000	3,000		
	<b>17</b> Interest . . . . .	870	870		
	<b>18</b> Taxes (attach schedule) (see page 14 of the instructions) 	151	151		
	<b>19</b> Depreciation (attach schedule) and depletion . . . .				
	<b>20</b> Occupancy . . . . .				
	<b>21</b> Travel, conferences, and meetings . . . . .				
	<b>22</b> Printing and publications . . . . .				
	<b>23</b> Other expenses (attach schedule) . . . . .	 19	19		
	<b>24 Total operating and administrative expenses.</b>				
	Add lines 13 through 23 . . . . .	4,040	4,040		0
	<b>25</b> Contributions, gifts, grants paid . . . . .	165,425			165,425
	<b>26 Total expenses and disbursements.</b> Add lines 24 and 25	169,465	4,040		165,425
	<b>27</b> Subtract line 26 from line 12				
	<b>a Excess of revenue over expenses and disbursements</b>	-111,470			
	<b>b Net investment income</b> (if negative, enter -0-)		12,032		
	<b>c Adjusted net income</b> (if negative, enter -0-)				

Part II Balance Sheets		Attached schedules and amounts in the description column should be for end-of-year amounts only (See instructions)	Beginning of year	End of year	
			(a) Book Value	(b) Book Value	(c) Fair Market Value
Assets	1	Cash—non-interest-bearing . . . . .	210	143	
	2	Savings and temporary cash investments . . . . .			
	3	Accounts receivable ▶ _____ Less allowance for doubtful accounts ▶ _____			
	4	Pledges receivable ▶ _____ Less allowance for doubtful accounts ▶ _____			
	5	Grants receivable . . . . .			
	6	Receivables due from officers, directors, trustees, and other disqualified persons (attach schedule) (see page 15 of the instructions) . . . . .			
	7	Other notes and loans receivable (attach schedule) ▶ _____ Less allowance for doubtful accounts ▶ _____			
	8	Inventories for sale or use . . . . .			
	9	Prepaid expenses and deferred charges . . . . .			
	10a	Investments—U S and state government obligations (attach schedule)			
	b	Investments—corporate stock (attach schedule) . . . . .	939,796	822,716	
	c	Investments—corporate bonds (attach schedule). . . . .			
	11	Investments—land, buildings, and equipment basis ▶ _____ Less accumulated depreciation (attach schedule) ▶ _____			
	12	Investments—mortgage loans . . . . .			
	13	Investments—other (attach schedule) . . . . .			
	14	Land, buildings, and equipment basis ▶ _____ Less accumulated depreciation (attach schedule) ▶ _____			
15	Other assets (describe ▶ _____)		31,800		
16	Total assets (to be completed by all filers—see the instructions Also, see page 1, item I)	940,006	854,659	0	
Liabilities	17	Accounts payable and accrued expenses . . . . .			
	18	Grants payable . . . . .			
	19	Deferred revenue . . . . .			
	20	Loans from officers, directors, trustees, and other disqualified persons			
	21	Mortgages and other notes payable (attach schedule) . . . . .			
	22	Other liabilities (describe ▶ _____)	6,000	1,000	
	23	Total liabilities (add lines 17 through 22) . . . . .	6,000	1,000	
Net Assets or Fund Balances	Foundations that follow SFAS 117, check here ▶ <input type="checkbox"/> and complete lines 24 through 26 and lines 30 and 31.				
	24	Unrestricted . . . . .			
	25	Temporarily restricted . . . . .			
	26	Permanently restricted . . . . .			
	Foundations that do not follow SFAS 117, check here ▶ <input checked="" type="checkbox"/> and complete lines 27 through 31.				
	27	Capital stock, trust principal, or current funds . . . . .			
	28	Paid-in or capital surplus, or land, bldg , and equipment fund			
	29	Retained earnings, accumulated income, endowment, or other funds	934,006	853,659	
	30	Total net assets or fund balances (see page 17 of the instructions) . . . . .	934,006	853,659	
	31	Total liabilities and net assets/fund balances (see page 17 of the instructions) . . . . .	940,006	854,659	

Part III Analysis of Changes in Net Assets or Fund Balances

1	Total net assets or fund balances at beginning of year—Part II, column (a), line 30 (must agree with end-of-year figure reported on prior year’s return) . . . . .	1	934,006
2	Enter amount from Part I, line 27a . . . . .	2	-111,470
3	Other increases not included in line 2 (itemize) ▶ _____	3	31,123
4	Add lines 1, 2, and 3 . . . . .	4	853,659
5	Decreases not included in line 2 (itemize) ▶ _____	5	
6	Total net assets or fund balances at end of year (line 4 minus line 5)—Part II, column (b), line 30 . . . . .	6	853,659

Part IV

Capital Gains and Losses for Tax on Investment Income

(a) List and describe the kind(s) of property sold (e g , real estate, 2-story brick warehouse, or common stock, 200 shs MLC Co )		(b) How acquired P—Purchase D—Donation	(c) Date acquired (mo , day, yr )	(d) Date sold (mo , day, yr )
1a				
(e) Gross sales price	(f) Depreciation allowed (or allowable)	(g) Cost or other basis plus expense of sale	(h) Gain or (loss) (e) plus (f) minus (g)	
a				
b				
c				
d				
e				
Complete only for assets showing gain in column (h) and owned by the foundation on 12/31/69			(i) Gains (Col (h) gain minus col (k), but not less than -0-) or Losses (from col (h))	
(i) F M V as of 12/31/69	(j) Adjusted basis as of 12/31/69	(k) Excess of col (i) over col (j), if any		
a				
b				
c				
d				
e				
2	Capital gain net income or (net capital loss) { If gain, also enter in Part I, line 7 If (loss), enter -0- in Part I, line 7 }		2	522
3	Net short-term capital gain or (loss) as defined in sections 1222(5) and (6)  If gain, also enter in Part I, line 8, column (c) (see pages 13 and 17 of the instructions) If (loss), enter -0- in Part I, line 8 . . . . . }		3	

Part V

Qualification Under Section 4940(e) for Reduced Tax on Net Investment Income

(For optional use by domestic private foundations subject to the section 4940(a) tax on net investment income )

If section 4940(d)(2) applies, leave this part blank

Was the foundation liable for the section 4942 tax on the distributable amount of any year in the base period? ☐ Yes ☒ No  
If “Yes,” the foundation does not qualify under section 4940(e) Do not complete this part

1 Enter the appropriate amount in each column for each year, see page 18 of the instructions before making any entries			
(a) Base period years Calendar year (or tax year beginning in)	(b) Adjusted qualifying distributions	(c) Net value of noncharitable-use assets	(d) Distribution ratio (col (b) divided by col (c))
2009	81,962	945,650	0 086673
2008	2,500	51,553	0 048494
2007		11,547	
2006	1,200	11,554	0 103860
2005		11,561	
2 Total of line 1, column (d). . . . .			2 0 239027
3 Average distribution ratio for the 5-year base period—divide the total on line 2 by 5, or by the number of years the foundation has been in existence if less than 5 years . . . .			3 0 079676
4 Enter the net value of noncharitable-use assets for 2010 from Part X, line 5. . . . .			4 860,544
5 Multiply line 4 by line 3. . . . .			5 68,565
6 Enter 1% of net investment income (1% of Part I, line 27b). . . . .			6 120
7 Add lines 5 and 6. . . . .			7 68,685
8 Enter qualifying distributions from Part XII, line 4. . . . .			8 165,425
If line 8 is equal to or greater than line 7, check the box in Part VI, line 1b, and complete that part using a 1% tax rate See the Part VI instructions on page 18			

Part VI Excise Tax Based on Investment Income (Section 4940(a), 4940(b), 4940(e), or 4948—see page 18 of the instructions)		
1a Exempt operating foundations described in section 4940(d)(2), check here <input type="checkbox"/> and enter "N/A" on line 1 Date of ruling or determination letter _____ (attach copy of letter if necessary—see instructions)		
b Domestic foundations that meet the section 4940(e) requirements in Part V, check here <input checked="" type="checkbox"/> and enter 1% of Part I, line 27b . . . . .		1120
c All other domestic foundations enter 2% of line 27b Exempt foreign organizations enter 4% of Part I, line 12, col (b)		
2 Tax under section 511 (domestic section 4947(a)(1) trusts and taxable foundations only Others enter -0-)		2
3 Add lines 1 and 2. . . . .		3120
4 Subtitle A (income) tax (domestic section 4947(a)(1) trusts and taxable foundations only Others enter -0-)		4
5 Tax based on investment income. Subtract line 4 from line 3 If zero or less, enter -0- . . . . .		5120
6 Credits/Payments		
a 2010 estimated tax payments and 2009 overpayment credited to 2010	6a	
b Exempt foreign organizations—tax withheld at source . . . . .	6b	
c Tax paid with application for extension of time to file (Form 8868)	6c	
d Backup withholding erroneously withheld . . . . .	6d	
7 Total credits and payments Add lines 6a through 6d. . . . .		7
8 Enter any penalty for underpayment of estimated tax Check here <input type="checkbox"/> if Form 2220 is attached		8
9 Tax due. If the total of lines 5 and 8 is more than line 7, enter amount owed . . . . .		9120
10 Overpayment. If line 7 is more than the total of lines 5 and 8, enter the amount overpaid. . . . .		10
11 Enter the amount of line 10 to be Credited to 2011 estimated tax 0 Refunded		11

Part VII-A Statements Regarding Activities			
1a During the tax year, did the foundation attempt to influence any national, state, or local legislation or did it participate or intervene in any political campaign? . . . . .			YesNo
b Did it spend more than \$100 during the year (either directly or indirectly) for political purposes (see page 19 of the instructions for definition)? . . . . . If the answer is "Yes" to 1a or 1b, attach a detailed description of the activities and copies of any materials published or distributed by the foundation in connection with the activities.			No
c Did the foundation file Form 1120-POL for this year?. . . . .		1c	
d Enter the amount (if any) of tax on political expenditures (section 4955) imposed during the year (1) On the foundation \$ (2) On foundation managers \$			
e Enter the reimbursement (if any) paid by the foundation during the year for political expenditure tax imposed on foundation managers \$			
2 Has the foundation engaged in any activities that have not previously been reported to the IRS? . . . . . If "Yes," attach a detailed description of the activities.		2	No
3 Has the foundation made any changes, not previously reported to the IRS, in its governing instrument, articles of incorporation, or bylaws, or other similar instruments? If "Yes," attach a conformed copy of the changes . . . . .		3	No
4a Did the foundation have unrelated business gross income of \$1,000 or more during the year?. . . . .		4a	No
b If "Yes," has it filed a tax return on Form 990-T for this year?. . . . .		4b	
5 Was there a liquidation, termination, dissolution, or substantial contraction during the year? . . . . . If "Yes," attach the statement required by General Instruction T.		5	No
6 Are the requirements of section 508(e) (relating to sections 4941 through 4945) satisfied either • By language in the governing instrument, or • By state legislation that effectively amends the governing instrument so that no mandatory directions that conflict with the state law remain in the governing instrument? . . . . .		6	
7 Did the foundation have at least \$5,000 in assets at any time during the year? If "Yes," complete Part II, col (c), and Part XV		7	Yes
8a Enter the states to which the foundation reports or with which it is registered (see page 19 of the instructions) IN			
b If the answer is "Yes" to line 7, has the foundation furnished a copy of Form 990-PF to the Attorney General (or designate) of each state as required by General Instruction G? If "No," attach explanation .		8b	Yes
9 Is the foundation claiming status as a private operating foundation within the meaning of section 4942(j)(3) or 4942(j)(5) for calendar year 2010 or the taxable year beginning in 2010 (see instructions for Part XIV on page 27)? If "Yes," complete Part XIV . . . . .		9	No
10 Did any persons become substantial contributors during the tax year? If "Yes," attach a schedule listing their names and addresses		10	No

Part VII-A

Statements Regarding Activities *(continued)*

11	At any time during the year, did the foundation, directly or indirectly, own a controlled entity within the meaning of section 512(b)(13)? If "Yes," attach schedule (see page 20 of the instructions).	11		No
12	Did the foundation acquire a direct or indirect interest in any applicable insurance contract before August 17, 2008?	12		No
13	Did the foundation comply with the public inspection requirements for its annual returns and exemption application? Website address N/A	13	Yes	
14	The books are in care of JEAN DEUSER Telephone no (317) 783-5461 Located at 6900 SOUTH GRAY ROAD INDIANAPOLIS IN ZIP+4 46237			
15	Section 4947(a)(1) nonexempt charitable trusts filing Form 990-PF in lieu of Form 1041 —Check here and enter the amount of tax-exempt interest received or accrued during the year.		15	
16	At any time during calendar year 2010, did the foundation have an interest in or a signature or other authority over a bank, securities, or other financial account in a foreign country?	16		
See page 20 of the instructions for exceptions and filing requirements for Form TD F 90-22.1 If "Yes", enter the name of the foreign country.				

Part VII-B

Statements Regarding Activities for Which Form 4720 May Be Required

File Form 4720 if any item is checked in the "Yes" column, unless an exception applies.			Yes	No
1a	During the year did the foundation (either directly or indirectly) (1) Engage in the sale or exchange, or leasing of property with a disqualified person? (2) Borrow money from, lend money to, or otherwise extend credit to (or accept it from) a disqualified person? (3) Furnish goods, services, or facilities to (or accept them from) a disqualified person? (4) Pay compensation to, or pay or reimburse the expenses of, a disqualified person? (5) Transfer any income or assets to a disqualified person (or make any of either available for the benefit or use of a disqualified person)? (6) Agree to pay money or property to a government official? (Exception. Check "No" if the foundation agreed to make a grant to or to employ the official for a period after termination of government service, if terminating within 90 days ).	<input type="checkbox"/> Yes <input checked="" type="checkbox"/> No		
b	If any answer is "Yes" to 1a(1)–(6), did any of the acts fail to qualify under the exceptions described in Regulations section 53.4941(d)-3 or in a current notice regarding disaster assistance (see page 20 of the instructions)? Organizations relying on a current notice regarding disaster assistance check here.		1b	
c	Did the foundation engage in a prior year in any of the acts described in 1a, other than excepted acts, that were not corrected before the first day of the tax year beginning in 2010?		1c	
2	Taxes on failure to distribute income (section 4942) (does not apply for years the foundation was a private operating foundation defined in section 4942(j)(3) or 4942(j)(5))			
a	At the end of tax year 2010, did the foundation have any undistributed income (lines 6d and 6e, Part XIII) for tax year(s) beginning before 2010? If "Yes," list the years 20 , 20 , 20 , 20	<input type="checkbox"/> Yes <input checked="" type="checkbox"/> No		
b	Are there any years listed in 2a for which the foundation is not applying the provisions of section 4942(a)(2) (relating to incorrect valuation of assets) to the year's undistributed income? (If applying section 4942(a)(2) to all years listed, answer "No" and attach statement—see page 20 of the instructions ).		2b	
c	If the provisions of section 4942(a)(2) are being applied to any of the years listed in 2a, list the years here 20 , 20 , 20 , 20			
3a	Did the foundation hold more than a 2% direct or indirect interest in any business enterprise at any time during the year?	<input type="checkbox"/> Yes <input checked="" type="checkbox"/> No		
b	If "Yes," did it have excess business holdings in 2010 as a result of (1) any purchase by the foundation or disqualified persons after May 26, 1969, (2) the lapse of the 5-year period (or longer period approved by the Commissioner under section 4943(c)(7)) to dispose of holdings acquired by gift or bequest, or (3) the lapse of the 10-, 15-, or 20-year first phase holding period? (Use Schedule C, Form 4720, to determine if the foundation had excess business holdings in 2010.).		3b	
4a	Did the foundation invest during the year any amount in a manner that would jeopardize its charitable purposes?		4a	No
b	Did the foundation make any investment in a prior year (but after December 31, 1969) that could jeopardize its charitable purpose that had not been removed from jeopardy before the first day of the tax year beginning in 2010?		4b	No

Part VII-B

Statements Regarding Activities for Which Form 4720 May Be Required (continued)

5a During the year did the foundation pay or incur any amount to				
(1) Carry on propaganda, or otherwise attempt to influence legislation (section 4945(e))?		<input type="checkbox"/> Yes	<input checked="" type="checkbox"/> No	
(2) Influence the outcome of any specific public election (see section 4955), or to carry on, directly or indirectly, any voter registration drive?		<input type="checkbox"/> Yes	<input checked="" type="checkbox"/> No	
(3) Provide a grant to an individual for travel, study, or other similar purposes?		<input type="checkbox"/> Yes	<input checked="" type="checkbox"/> No	
(4) Provide a grant to an organization other than a charitable, etc , organization described in section 509(a)(1), (2), or (3), or section 4940(d)(2)? (see page 22 of the instructions).		<input type="checkbox"/> Yes	<input checked="" type="checkbox"/> No	
(5) Provide for any purpose other than religious, charitable, scientific, literary, or educational purposes, or for the prevention of cruelty to children or animals?		<input type="checkbox"/> Yes	<input checked="" type="checkbox"/> No	
b If any answer is "Yes" to 5a(1)–(5), did <b>any</b> of the transactions fail to qualify under the exceptions described in Regulations section 53.4945 or in a current notice regarding disaster assistance (see page 22 of the instructions)? Organizations relying on a current notice regarding disaster assistance check here.		5b		
c If the answer is "Yes" to question 5a(4), does the foundation claim exemption from the tax because it maintained expenditure responsibility for the grant?		<input type="checkbox"/> Yes	<input type="checkbox"/> No	
If "Yes," attach the statement required by Regulations section 53.4945–5(d).				
6a Did the foundation, during the year, receive any funds, directly or indirectly, to pay premiums on a personal benefit contract?		<input type="checkbox"/> Yes	<input checked="" type="checkbox"/> No	
b Did the foundation, during the year, pay premiums, directly or indirectly, on a personal benefit contract?		6b		
If "Yes" to 6b, file Form 8870.		No		
7a At any time during the tax year, was the foundation a party to a prohibited tax shelter transaction?		<input type="checkbox"/> Yes	<input type="checkbox"/> No	
b If yes, did the foundation receive any proceeds or have any net income attributable to the transaction?		7b		

Part VIII

Information About Officers, Directors, Trustees, Foundation Managers, Highly Paid Employees, and Contractors

1 List all officers, directors, trustees, foundation managers and their compensation (see page 22 of the instructions).				
(a) Name and address	(b) Title, and average hours per week devoted to position	(c) Compensation (If not paid, enter -0-)	(d) Contributions to employee benefit plans and deferred compensation	(e) Expense account, other allowances
WESSLEY JACKSON 6900 SOUTH GRAY ROAD INDIANAPOLIS, IN 46237	DIRECTOR 0 00	0	0	0
KYLE JACKSON 6900 SOUTH GRAY ROAD INDIANAPOLIS, IN 46237	DIRECTOR 0 00	0	0	0
JACK CONNER 6900 SOUTH GRAY ROAD INDIANAPOLIS, IN 46237	DIRECTOR 0 00	0	0	0
2 Compensation of five highest-paid employees (other than those included on line 1—see page 23 of the instructions). If none, enter "NONE."				
(a) Name and address of each employee paid more than \$50,000	(b) Title, and average hours per week devoted to position	(c) Compensation	(d) Contributions to employee benefit plans and deferred compensation	(e) Expense account, other allowances
NONE				
Total number of other employees paid over \$50,000.				

Part VIII

Information About Officers, Directors, Trustees, Foundation Managers, Highly Paid Employees, and Contractors (continued)

3 Five highest-paid independent contractors for professional services (see page 23 of the instructions). If none, enter "NONE".		
(a) Name and address of each person paid more than \$50,000	(b) Type of service	(c) Compensation
NONE		
Total number of others receiving over \$50,000 for professional services. . . . .		

Part IX-A

Summary of Direct Charitable Activities

List the foundation's four largest direct charitable activities during the tax year. Include relevant statistical information such as the number of organizations and other beneficiaries served, conferences convened, research papers produced, etc	Expenses
1	
2	
3	
4	

Part IX-B

Summary of Program-Related Investments (see page 24 of the instructions)

Describe the two largest program-related investments made by the foundation during the tax year on lines 1 and 2	Amount
1 N/A	
2	
All other program-related investments. See page 24 of the instructions	
3	
Total. Add lines 1 through 3. . . . .	



Part X

Minimum Investment Return (All domestic foundations must complete this part. Foreign foundations, see page 24 of the instructions.)

1	Fair market value of assets not used (or held for use) directly in carrying out charitable, etc , purposes		
a	Average monthly fair market value of securities. . . . .	1a	862,206
b	Average of monthly cash balances. . . . .	1b	168
c	Fair market value of all other assets (see page 24 of the instructions). . . . .	1c	11,275
d	Total (add lines 1a, b, and c). . . . .	1d	873,649
e	Reduction claimed for blockage or other factors reported on lines 1a and 1c (attach detailed explanation). . . . .	1e	
2	Acquisition indebtedness applicable to line 1 assets. . . . .	2	
3	Subtract line 2 from line 1d. . . . .	3	873,649
4	Cash deemed held for charitable activities Enter 1 1/2% of line 3 (for greater amount, see page 25 of the instructions). . . . .	4	13,105
5	Net value of noncharitable-use assets. Subtract line 4 from line 3 Enter here and on Part V, line 4	5	860,544
6	Minimum investment return. Enter 5% of line 5. . . . .	6	43,027

Part XI

Distributable Amount (see page 25 of the instructions) (Section 4942(j)(3) and (j)(5) private operating foundations and certain foreign organizations check here ☒ and do not complete this part.)

1	Minimum investment return from Part X, line 6. . . . .	1	43,027
2a	Tax on investment income for 2010 from Part VI, line 5. . . . .	2a	120
b	Income tax for 2010 (This does not include the tax from Part VI ). . . . .	2b	
c	Add lines 2a and 2b. . . . .	2c	120
3	Distributable amount before adjustments Subtract line 2c from line 1. . . . .	3	42,907
4	Recoveries of amounts treated as qualifying distributions. . . . .	4	
5	Add lines 3 and 4. . . . .	5	42,907
6	Deduction from distributable amount (see page 25 of the instructions). . . . .	6	
7	Distributable amount as adjusted Subtract line 6 from line 5 Enter here and on Part XIII, line 1. . . . .	7	42,907

Part XII

Qualifying Distributions (see page 25 of the instructions)

1	Amounts paid (including administrative expenses) to accomplish charitable, etc , purposes		
a	Expenses, contributions, gifts, etc —total from Part I, column (d), line 26. . . . .	1a	165,425
b	Program-related investments—total from Part IX-B. . . . .	1b	
2	Amounts paid to acquire assets used (or held for use) directly in carrying out charitable, etc , purposes. . . . .	2	
3	Amounts set aside for specific charitable projects that satisfy the		
a	Suitability test (prior IRS approval required). . . . .	3a	
b	Cash distribution test (attach the required schedule). . . . .	3b	
4	Qualifying distributions. Add lines 1a through 3b Enter here and on Part V, line 8, and Part XIII, line 4	4	165,425
5	Foundations that qualify under section 4940(e) for the reduced rate of tax on net investment income Enter 1% of Part I, line 27b (see page 26 of the instructions). . . . .	5	120
6	Adjusted qualifying distributions. Subtract line 5 from line 4. . . . .	6	165,305
Note: The amount on line 6 will be used in Part V, column (b), in subsequent years when calculating whether the foundation qualifies for the section 4940(e) reduction of tax in those years			

Part XIII

Undistributed Income (see page 26 of the instructions)

	(a) Corpus	(b) Years prior to 2009	(c) 2009	(d) 2010
1 Distributable amount for 2010 from Part XI, line 7				42,907
2 Undistributed income, if any, as of the end of 2010				
a Enter amount for 2009 only. . . . .				
b Total for prior years 20____, 20____, 20____				
3 Excess distributions carryover, if any, to 2010				
a From 2005. . . . .				
b From 2006. . . . .				
c From 2007. . . . .				
d From 2008. . . . .				
e From 2009. . . . .				34,229
f Total of lines 3a through e. . . . .	34,229			
4 Qualifying distributions for 2010 from Part XII, line 4 ▶ \$ 165,425				
a Applied to 2009, but not more than line 2a				
b Applied to undistributed income of prior years (Election required—see page 26 of the instructions)				
c Treated as distributions out of corpus (Election required—see page 26 of the instructions). . .				
d Applied to 2010 distributable amount. . . . .				42,907
e Remaining amount distributed out of corpus	122,518			
5 Excess distributions carryover applied to 2010 (If an amount appears in column (d), the same amount must be shown in column (a).)				
6 Enter the net total of each column as indicated below:				
a Corpus Add lines 3f, 4c, and 4e Subtract line 5	156,747			
b Prior years' undistributed income Subtract line 4b from line 2b. . . . .				
c Enter the amount of prior years' undistributed income for which a notice of deficiency has been issued, or on which the section 4942(a) tax has been previously assessed. . . . .				
d Subtract line 6c from line 6b Taxable amount—see page 27 of the instructions . . .				
e Undistributed income for 2009 Subtract line 4a from line 2a Taxable amount—see page 27 of the instructions . . . . .				
f Undistributed income for 2010 Subtract lines 4d and 5 from line 1 This amount must be distributed in 2011 . . . . .				0
7 Amounts treated as distributions out of corpus to satisfy requirements imposed by section 170(b)(1)(F) or 4942(g)(3) (see page 27 of the instructions) . . . . .				
8 Excess distributions carryover from 2005 not applied on line 5 or line 7 (see page 27 of the instructions) . . . . .				
9 Excess distributions carryover to 2011. Subtract lines 7 and 8 from line 6a . . . . .	156,747			
10 Analysis of line 9				
a Excess from 2006. . . .				
b Excess from 2007. . . .				
c Excess from 2008. . . .				
d Excess from 2009. . . .				34,229
e Excess from 2010. . . .				122,518

Part XIV

Private Operating Foundations (see page 27 of the instructions and Part VII-A, question 9)

1a

If the foundation has received a ruling or determination letter that it is a private operating foundation, and the ruling is effective for 2010, enter the date of the ruling.

b

Check box to indicate whether the organization is a private operating foundation described in section 4942(j)(3) or 4942(j)(5)

☐ 4942(j)(3) or ☐ 4942(j)(5)

2a	Enter the lesser of the adjusted net income from Part I or the minimum investment return from Part X for each year listed . . . . .	Tax year	Prior 3 years			(e) Total
		(a) 2010	(b) 2009	(c) 2008	(d) 2007	
b	85% of line 2a . . . . .					
c	Qualifying distributions from Part XII, line 4 for each year listed . . . . .					
d	Amounts included in line 2c not used directly for active conduct of exempt activities . . . .					
e	Qualifying distributions made directly for active conduct of exempt activities Subtract line 2d from line 2c . . . . .					
3	Complete 3a, b, or c for the alternative test relied upon					
a	"Assets" alternative test—enter					
	(1) Value of all assets . . . . .					
	(2) Value of assets qualifying under section 4942(j)(3)(B)(i)					
b	"Endowment" alternative test— enter 2/3 of minimum investment return shown in Part X, line 6 for each year listed. . . .					
c	"Support" alternative test—enter					
	(1) Total support other than gross investment income (interest, dividends, rents, payments on securities loans (section 512(a)(5)), or royalties) . . . . .					
	(2) Support from general public and 5 or more exempt organizations as provided in section 4942(j)(3)(B)(iii). . . . .					
	(3) Largest amount of support from an exempt organization					
	(4) Gross investment income					

Part XV

Supplementary Information (Complete this part only if the organization had \$5,000 or more in assets at any time during the year—see page 27 of the instructions.)

1

Information Regarding Foundation Managers:

a

List any managers of the foundation who have contributed more than 2% of the total contributions received by the foundation before the close of any tax year (but only if they have contributed more than \$5,000) (See section 507(d)(2) )

b

List any managers of the foundation who own 10% or more of the stock of a corporation (or an equally large portion of the ownership of a partnership or other entity) of which the foundation has a 10% or greater interest

2

Information Regarding Contribution, Grant, Gift, Loan, Scholarship, etc., Programs:

Check here ☒ if the foundation only makes contributions to preselected charitable organizations and does not accept unsolicited requests for funds If the foundation makes gifts, grants, etc (see page 28 of the instructions) to individuals or organizations under other conditions, complete items 2a, b, c, and d

a

The name, address, and telephone number of the person to whom applications should be addressed

b

The form in which applications should be submitted and information and materials they should include

c

Any submission deadlines

d

Any restrictions or limitations on awards, such as by geographical areas, charitable fields, kinds of institutions, or other factors

Part XV

Supplementary Information (continued)

3 Grants and Contributions Paid During the Year or Approved for Future Payment

Recipient	If recipient is an individual, show any relationship to any foundation manager or substantial contributor	Foundation status of recipient	Purpose of grant or contribution	Amount
Name and address (home or business)				
a Paid during the year See Additional Data Table				
Total . . . . .			▶ 3a	165,425
b Approved for future payment				
Total . . . . .			▶ 3b	

Enter gross amounts unless otherwise indicated

(See worksheet in line 13 instructions on page 28 to verify calculations )

Form **990-PF** (2010)

Part XVII

Information Regarding Transfers To and Transactions and Relationships With Noncharitable Exempt Organizations

1

Did the organization directly or indirectly engage in any of the following with any other organization described in section 501(c) of the Code (other than section 501(c)(3) organizations) or in section 527, relating to political organizations?

a

Transfers from the reporting foundation to a noncharitable exempt organization of

1

Cash.

2

Other assets.

b

Other transactions

1

Sales of assets to a noncharitable exempt organization.

2

Purchases of assets from a noncharitable exempt organization.

3

Rental of facilities, equipment, or other assets.

4

Reimbursement arrangements.

5

Loans or loan guarantees.

6

Performance of services or membership or fundraising solicitations.

c

Sharing of facilities, equipment, mailing lists, other assets, or paid employees.

d

If the answer to any of the above is "Yes," complete the following schedule. Column (b) should always show the fair market value of the goods, other assets, or services given by the reporting foundation. If the foundation received less than fair market value in any transaction or sharing arrangement, show in column (d) the value of the goods, other assets, or services received.

(a)	(b)	(c)	(d)
Line No	Amount involved	Name of noncharitable exempt organization	Description of transfers, transactions, and sharing arrangements

2a

Is the foundation directly or indirectly affiliated with, or related to, one or more tax-exempt organizations described in section 501(c) of the Code (other than section 501(c)(3)) or in section 527?

☐

Yes

☒

No

b

If "Yes," complete the following schedule

(a)	(b)	(c)
Name of organization	Type of organization	Description of relationship

Sign Here

Under penalties of perjury, I declare that I have examined this return, including accompanying schedules and statements, and to the best of my knowledge and belief, it is true, correct, and complete. Declaration of preparer (other than taxpayer or fiduciary) is based on all information of which preparer has any knowledge.

\*\*\*\*\*

Signature of officer or trustee

2011-05-02

Date

\*\*\*\*\*

Title

Paid Preparer's Use Only

Preparer's Signature

JEAN DEUSER

Firm's name

TURTLE CREEK MANAGEMENT INC

Firm's address

6900 SOUTH GRAY ROAD  
INDIANAPOLIS, IN 46237

Date

2011-05-02

Check if self-employed

☐

PTIN

Firm's EIN

Phone no


(317) 783-5461

Form 990-PF (2010)


Additional Data

Software ID:  
Software Version:  
EIN: 35-2123724  
Name: WEJ FOUNDATION INC

Form 990PF Part XV Line 3 - Grants and Contributions Paid During the Year or Approved for Future Payment

Recipient	If recipient is an individual, show any relationship to any foundation manager or substantial contributor	Foundation status of recipient	Purpose of grant or contribution	Amount
Name and address (home or business)				
<b>a</b> <i>Paid during the year</i>				
ATHLETES IN ACTION PO BOX 628222 ORLANDO,FL 32862	NONE	501(C)(3)	RELIGIOUS	1,750
AMBASSADORS FOR CHRIST 1355 TERRELL MILL ROAD MARIETTA,GA 30067	NONE	501(C)(3)	RELIGIOUS	360
AMBASSADORS FOR SPORTS PO BOX 72191 CLEVELAND,OH 44192	NONE	501(C)(3)	RELIGIOUS	240
ASSEMBLIES OF GOD 1445 N BOONVILLE AVE SPRINGFIELD,MO 65802	NONE	501(C)(3)	RELIGIOUS	120
ASSIST INTERNATIONAL PO BOX 66396 SCOTTTS VALLEY,CA 95067	NONE	501(C)(3)	RELIGIOUS	240
AVANT MINISTRIES 1000 N OAK TRAFFICWAY KANSAS CITY,MO 64155	NONE	501(C)(3)	RELIGIOUS	240
BAPTIST MID-MISSIONS PO BOX 308011 CLEVELAND,OH 44130	NONE	501(C)(3)	RELIGIOUS	240
CAMPUS CRUSADE PO BOX 628222 ORLANDO,FL 32862	NONE	501(C)(3)	RELIGIOUS	4,440
CENTRAL INDIANA YOUTH FOR PO BOX 68695 INDIANAPOLIS,IN 46268	NONE	501(C)(3)	RELIGIOUS	1,000
CHAMPIONS FOR LIFE PO BOX 761101 DALLS,TX 75376	NONE	501(C)(3)	RELIGIOUS	6,000
CHRISTIAN AID MISSION PO BOX 9037 CHARLOTTESVILLE,VA 22906	NONE	501(C)(3)	RELIGIOUS	2,500
COBURN PLACE 604 EAST 38TH STREET INDIANAPOLIS,IN 46205	NONE	501(C)(3)	HEALTH	1,000
CRESENT PROJECT PO BOX 50986 INDIANAPOLIS,IN 46250	NONE	501(C)(3)	RELIGIOUS	120
CROSSROADS BIBLE COLLEGE 601 NORTH SHORTRIDGE ROAD INDIANAPOLIS,IN 46219	NONE	501(C)(3)	RELIGIOUS	2,500
FIRST PRIORITY 224 NORTH PHILLIPS AVE SUITE 207 SIOUX FALLS,SD 57104	NONE	501(C)(3)	RELIGIOUS	2,400
<b>Total . . . . .</b>  <b>3a</b>				165,425

Form 990PF Part XV Line 3 - Grants and Contributions Paid During the Year or Approved for Future Payment


Recipient	If recipient is an individual, show any relationship to any foundation manager or substantial contributor	Foundation status of recipient	Purpose of grant or contribution	Amount
Name and address (home or business)				
<b>a</b> Paid during the year				
GRACE ADVENTURE 2100 NORTH RIDGE ROAD MEARS, MI 49436	NONE	501(C)(3)	RELIGIOUS	1,000
HARRISON CENTER FOR 1505 NORTH DELAWARE ST INDIANAPOLIS, IN 46202	NONE	501(C)(3)	EDUCATION	750
HEART OF AFRICA PO BOX 521151 LONGWOOD, FL 32752	NONE	501(C)(3)	RELIGIOUS	1,000
HOOSIER CHRISTIAN FOUND 70 EAST 91ST STREET SUITE 101 INDIANAPOLIS, IN 46240	NONE	501(C)(3)	RELIGIOUS	1,750
HORIZON CHILDRENS HOME PO BOX 180 PENDLETON, IN 46064	NONE	501(C)(3)	RELIGIOUS	240
HORIZON INTERNATIONAL PO BOX 180 PENDLETON, IN 46064	NONE	501(C)(3)	RELIGIOUS	480
INDIANA SPORTS OUTREACH 6900 SOUTH GRAY ROAD INDIANAPOLIS, IN 46237	NONE	501(C)(3)	RELIGIOUS	100
INTERNATIONAL SPORTS MINI PO BOX 4168 WHEATON, IL 60189	NONE	501(C)(3)	RELIGIOUS	360
JH RANCH 402 OFFICE PARK DR SUITE 310 BIRMINGHAM, AL 35223	NONE	501(C)(3)	RELIGIOUS	6,225
MISSION TO THE WORLD PO BOX 116284 ATLANTA, GA 30368	NONE	501(C)(3)	RELIGIOUS	360
MOUNTAIN MOVERS INTL IN C 2550 POST OAK DRIVE CORINTH, TX 76210	NONE	501(C)(3)	RELIGIOUS	480
NGHBHD CHRISTIAN LEGAL CL 3333 NORTH MERIDIAN STREE SUITE 201 INDIANAPOLIS, IN 46208	NONE	501(C)(3)	RELIGIOUS	1,000
NEMA PO BOX 10201 SAVANNAH, GA 31412	NONE	501(C)(3)	HEALTH	800
OAKS ACADEMY 2301 NORTH PARK AVE INDIANAPOLIS, IN 46205	NONE	501(C)(3)	EDUCATION	5,000
OM SPORTS LINK PAKISTAN PO BOX 444 TYRONE, GA 30290	NONE	501(C)(3)	RELIGIOUS	240
<b>Total . . . . .</b>  <b>3a</b>				165,425



Form 990PF Part XV Line 3 - Grants and Contributions Paid During the Year or Approved for Future Payment

Recipient	If recipient is an individual, show any relationship to any foundation manager or substantial contributor	Foundation status of recipient	Purpose of grant or contribution	Amount
Name and address (home or business)				
<b>a</b> Paid during the year				
OMS INTERNATIONAL PO BOX 444 TYRONE,GA 30290	NONE	501(C)(3)	RELIGIOUS	240
OPERATION MOBILIZATION PO BOX 444 TYRONE,GA 30290	NONE	501(C)(3)	RELIGIOUS	2,000
OUTREACH INC PO BOX 11416 INDIANAPOLIS,IN 46201	NONE	501(C)(3)	RELIGIOUS	500
REACT SERVICES 12114 BOYDTON PLANK RD DINWIDDIE,VA 23841	NONE	501(C)(3)	RELIGIOUS	740
REMEDY FM 1025 WRUDISILL BLVD FORT WAYNE,IN 46807	NONE	501(C)(3)	RELIGIOUS	15,000
RILEY'S CHILDREN FOUNDATI 30 S MERIDIAN INDIANAPOLIS,IN 46204	NONE	501(C)(3)	HEALTH	500
RIO GRANDE BIBLE INST 4300 S US HWY 281 EDINBURG,TX 78539	NONE	501(C)(3)	RELIGIOUS	240
SECOND HELPINGS 1121 SOUTHEASTERN AVE INDIANAPOLIS,IN 46202	NONE	501(C)(3)	HEALTH	1,200
SEND INTERNATIONAL PO BOX 513 FARMINGTON,MI 48332	NONE	501(C)(3)	RELIGIOUS	240
SERV LIFE PO BOX 20596 INDIANAPOLIS,IN 46220	NONE	501(C)(3)	RELIGIOUS	240
SHEPHERD COMMUNITY CENTER 4107 E WASHINGTON ST INDIANAPOLIS,IN 46201	NONE	501(C)(3)	HEALTH	2,240
SLAVIC GOSPEL ASSOC 6151 COMMONWEALTH DR LOVES PARK,IL 61111	NONE	501(C)(3)	RELIGIOUS	240
SPECTRUM MINISTRIES 600 OAK DRIVE GREENWOOD,IN 46142	NONE	501(C)(3)	RELIGIOUS	100
SPORTS OUTREACH INTERNATI 6900 SOUTH GRAY ROAD INDIANAPOLIS,IN 46237	NONE	501(C)(3)	RELIGIOUS	5,000
STARFISH INITIATIVE 814 N DELAWARE INDIANAPOLIS,IN 46204	NONE	501(C)(3)	RELIGIOUS	500
<b>Total . . . . . ▶ 3a</b>				165,425

Form 990PF Part XV Line 3 - Grants and Contributions Paid During the Year or Approved for Future Payment

Recipient	If recipient is an individual, show any relationship to any foundation manager or substantial contributor	Foundation status of recipient	Purpose of grant or contribution	Amount
Name and address (home or business)				
<b>a</b> Paid during the year				
TCM INTERNATIONAL PO BOX 24560 INDIANAPOLIS,IN 46224	NONE	501(C)(3)	RELIGIOUS	500
THE INTERNATIONAL FOUNDAT PO BOX 23813 WASHINGTON,DC 20026	NONE	501(C)(3)	RELIGIOUS	240
THORNSTON EDUCATIONAL FUN 625 FOURTH AVE SOUTH MINNEAPOLIS,MN 55415	NONE	501(C)(3)	EDUCATION	1,050
VIEWFINDER PROJECT 6900 SOUTH GRAY ROAD INDIANAPOLIS,IN 46237	NONE	501(C)(3)	EDUCATION	200
WORLD SPORTS PO BOX 2607 BONITA SPRINGS,FL 34133	NONE	501(C)(3)	RELIGIOUS	90,920
YOUTH FOR CHRIST INTER PO BOX 4555 ENGLEWOOD,CO 80155	NONE	501(C)(3)	RELIGIOUS	600
<b>Total . . . . .</b>  <b>3a</b>				165,425

## TY 2010 Compensation Explanation

**Name:** WEJ FOUNDATION INC

**EIN:** 35-2123724

Person Name	Explanation
WESSLEY JACKSON	
KYLE JACKSON	
JACK CONNER	

Note: To capture the full content of this document, please select landscape mode (11" x 8.5") when printing.

TY 2010 Gain/Loss from Sale of Other Assets Schedule

Name: WEJ FOUNDATION INC  
EIN: 35-2123724

Name	Date Acquired	How Acquired	Date Sold	Purchaser Name	Gross Sales Price	Basis	Basis Method	Sales Expenses	Total (net)	Accumulated Depreciat ion
200 SH AGRIMUM INC COM NPV ISIN CA00	2010-07	PURCHASE	2010-07		10,890	10,397			493	
600 SH ARENA PHARMACEUTICALS INC	2010-05	PURCHASE	2010-08		4,024	2,044			1,980	
600 SH ARENA PHARMACEUTICALS INC	2010-05	PURCHASE	2010-07		2,506	2,044			462	
708 73 SH AUSTRALIA DOLLAR (AUD)	2010-11	PURCHASE	2010-12		690	723			-33	
435 SH AUSTRALIA DOLLAR (AUD)	2010-11	PURCHASE	2010-12		423	417			6	
1979 8 SH AUSTRALIA DOLLAR (AUD)	2010-12	PURCHASE	2010-12		1,927	1,938			-11	
6000 SH AUSTRALIA DOLLAR (AUD)	2010-11	PURCHASE	2010-11		5,754	5,344			410	
243 3 SH AUSTRALIA DOLLAR (AUD)	2010-11	PURCHASE	2010-11		233	248			-15	
513 54 SH AUSTRALIA DOLLAR (AUD)	2010-09	PURCHASE	2010-11		521	495			26	
6750 3 SH AUSTRALIA DOLLAR (AUD)	2010-11	PURCHASE	2010-11		6,853	6,889			-36	
6388 08 SH AUSTRALIA DOLLAR (AUD)	2010-09	PURCHASE	2010-09		6,164	6,157			7	
84 SH BANK OF AMERICA CORP	2010-12	PURCHASE	2010-11		914	947			-33	
475 SH BANK OF AMERICA CORP	2010-12	PURCHASE	2010-11		5,248	5,358			-110	
285 SH BANK OF AMERICA CORP	2010-12	PURCHASE	2010-11		3,149	3,337			-188	
196 SH BANK OF AMERICA CORP	2010-11	PURCHASE	2010-11		2,396	2,318			78	
84 SH BANK OF AMERICA CORP	2010-11	PURCHASE	2010-11		979	994			-15	
84 SH BANK OF AMERICA CORP	2010-11	PURCHASE	2010-11		14				14	
14 SH BANK OF AMERICA CORP	2010-11	PURCHASE	2010-11		163	158			5	
292 SH BANK OF AMERICA CORP	2010-11	PURCHASE	2010-11		3,431	3,304			127	
253 SH BANK OF AMERICA CORP	2010-11	PURCHASE	2010-11		3,130	2,863			267	
292 SH BANK OF AMERICA CORP	2010-11	PURCHASE	2010-10		3,519	3,701			-182	
292 SH BANK OF AMERICA CORP	2010-10	PURCHASE	2010-10		181				181	
98 SH BANK OF AMERICA CORP	2010-11	PURCHASE	2010-10		1,172	1,242			-70	
98 SH BANK OF AMERICA CORP	2010-10	PURCHASE	2010-10		70				70	
195 SH BANK OF AMERICA CORP	2010-10	PURCHASE	2010-10		2,442	2,385			57	
195 SH BANK OF AMERICA CORP	2010-10	PURCHASE	2010-10		2,442	2,348			94	
196 SH BANK OF AMERICA CORP	2010-11	PURCHASE	2010-10		2,455	2,484			-29	
196 SH BANK OF AMERICA CORP	2010-10	PURCHASE	2010-10		29				29	
56 SH BARCLAYS BANK PLC IPATH ETN (M	2010-10	PURCHASE	2010-11		4,332	4,440			-108	
1 SH CALL (AAPL) APPLE INC JUN 19 10	2010-06	PURCHASE	2010-06		800	1,616			-816	

Name	Date Acquired	How Acquired	Date Sold	Purchaser Name	Gross Sales Price	Basis	Basis Method	Sales Expenses	Total (net)	Accumulated Depreciation
1 SH CALL (AAPL) APPLE INC JUN 19 10	2010-06	PURCHASE	2010-06		800	1,519			-719	
1 SH CALL (AAPL) APPLE INC JUN 19 10	2010-06	PURCHASE	2010-06		1,704	1,616			88	
1 SH CALL (AAPL) APPLE INC JUN 19 10	2010-06	PURCHASE	2010-06		401	136			265	
1 SH CALL (AAPL) APPLE INC JUN 19 10	2010-06	PURCHASE	2010-06		509	526			-17	
1 SH CALL (AAPL) APPLE INC JUN 19 10	2010-06	PURCHASE	2010-06		17				17	
1 SH CALL (AAPL) APPLE INC JUN 19 10	2010-06	PURCHASE	2010-06		509	136			373	
3 SH CALL (AGNC) AMERICAN CAP AGY AU	2010-07	PURCHASE	2010-06		73	16			57	
1 SH CALL (AGNC) AMERICAN CAP AGY AU	2010-07	PURCHASE	2010-06		24	5			19	
1 SH CALL (AGNC) AMERICAN CAP AGY AU	2010-07	PURCHASE	2010-06		24	5			19	
1 SH CALL (AGNC) AMERICAN CAP AGY JU	2010-05	PURCHASE	2010-03		19	5			14	
4 SH CALL (AGNC) AMERICAN CAP AGY JU	2010-06	PURCHASE	2010-03		77	21			56	
3 SH CALL (AGU) AGRIMUM INC COM NPV J	2010-06	PURCHASE	2010-07		290	584			-294	
19 SH CALL (AMD) ADVANCED MICRO JUN	2010-06	PURCHASE	2010-06		1,015	1,480			-465	
3 SH CALL (AMED) AMEDISYS INC AUG 21	2010-08	PURCHASE	2010-07		133				133	
3 SH CALL (AMED) AMEDISYS INC JUL 17	2010-07	PURCHASE	2010-06		238				238	
3 SH CALL (AMED) AMEDISYS INC NOV 20	2010-11	PURCHASE	2010-11		133				133	
3 SH CALL (AMED) AMEDISYS INC OCT 16	2010-10	PURCHASE	2010-09		133				133	
2 SH CALL (AMZN) AMAZON COM INC JAN	2010-12	PURCHASE	2010-12		522	1,057			-535	
1 SH CALL (AMZN) AMAZON COM INC JAN	2010-12	PURCHASE	2010-12		359	528			-169	
1 SH CALL (AMZN) AMAZON COM INC JAN	2010-12	PURCHASE	2010-12		124	76			48	
2 SH CALL (ARNA) ARENA PHARMACEUTICA	2010-08	PURCHASE	2010-08		98				98	
2 SH CALL (ARNA) ARENA PHARMACEUTICA	2010-08	PURCHASE	2010-07		48				48	
8 SH CALL (ARNA) ARENA PHARMACEUTICA	2010-08	PURCHASE	2010-10			846			-846	
4 SH CALL (ARNA) ARENA PHARMACEUTICA	2010-09	PURCHASE	2010-10			543			-543	
3 SH CALL (ERF) ENERPLUS RESOURCES J	2010-07	PURCHASE	2010-05		26	9			17	
1 SH CALL (GG) GOLDCORP INC COM NPVJ	2010-05	PURCHASE	2010-06		272	391			-119	
1 SH CALL (GG) GOLDCORP INC COM NPVJ	2010-05	PURCHASE	2010-06		272	467			-195	
1 SH CALL (GG) GOLDCORP INC COM NPVJ	2010-05	PURCHASE	2010-06		339	391			-52	
1 SH CALL (GG) GOLDCORP INC COM NPVJ	2010-05	PURCHASE	2010-06		434	271			163	
1 SH CALL (GG) GOLDCORP INC COM NPVJ	2010-05	PURCHASE	2010-06		429	271			158	

Name	Date Acquired	How Acquired	Date Sold	Purchaser Name	Gross Sales Price	Basis	Basis Method	Sales Expenses	Total (net)	Accumulated Depreciation
2 SH CALL (GG) GOLDCORP INC COM NPVJ	2010-05	PURCHASE	2010-05		778	542			236	
2 SH CALL (GG) GOLDCORP INC COM NPVJ	2010-06	PURCHASE	2010-05		198	75			123	
1 SH CALL (GILD) GILEAD SCIENCES AUG	2010-08	PURCHASE	2010-07		21				21	
1 SH CALL (GILD) GILEAD SCIENCES JUL	2010-07	PURCHASE	2010-06		31				31	
1 SH CALL (GILD) GILEAD SCIENCES JUN	2010-05	PURCHASE	2010-05		44	2			42	
2 SH CALL (GILD) GILEAD SCIENCES OCT	2010-10	PURCHASE	2010-09		68	78			-10	
9 SH CALL (GRMN) GARMIN LTD SHS JAN	2010-12	PURCHASE	2010-12		1,085	1,309			-224	
3 SH CALL (GRMN) GARMIN LTD SHS JAN	2010-12	PURCHASE	2010-12		604	436			168	
2 SH CALL (HPQ) HEWLETT-PACKARD CO A	2010-08	PURCHASE	2010-07		192				192	
3 SH CALL (KFT) KRAFT FOODS INC AUG	2010-08	PURCHASE	2010-07		123				123	
6 SH CALL (MON) MONSANTO CO NEW JUL	2010-06	PURCHASE	2010-06		1,495	1,652			-157	
1 SH CALL (MOS) MOSAIC CO JUN 45 (10	2010-05	PURCHASE	2010-06		184	347			-163	
3 SH CALL (MOS) MOSAIC CO JUN 45 (10	2010-05	PURCHASE	2010-06		553	767			-214	
1 SH CALL (MOS) MOSAIC CO JUN 45 (10	2010-05	PURCHASE	2010-05		349	441			-92	
1 SH CALL (MSFT) MICROSOFT CORP OCT	2010-10	PURCHASE	2010-10		9	36			-27	
4 SH CALL (NLY) ANNALY CAPITAL NOV 2	2010-10	PURCHASE	2010-09		148	111			37	
4 SH CALL (NLY) ANNALY CAPITAL OCT 1	2010-09	PURCHASE	2010-07		149	136			13	
3 SH CALL (PAAS) PAN AMERICAN SILVER	2010-05	PURCHASE	2010-06		388	557			-169	
1 SH CALL (PAAS) PAN AMERICAN SILVER	2010-06	PURCHASE	2010-06		129	186			-57	
1 SH CALL (PAAS) PAN AMERICAN SILVER	2010-05	PURCHASE	2010-06		209	186			23	
2 SH CALL (PAAS) PAN AMERICAN SILVER	2010-06	PURCHASE	2010-05		148	62			86	
2 SH CALL (PCX) PATRIOT COAL CORP JA	2010-12	PURCHASE	2010-12		298	171			127	
2 SH CALL (PCX) PATRIOT COAL CORP JA	2010-12	PURCHASE	2010-12		298	300			-2	
4 SH CALL (PCX) PATRIOT COAL CORP JA	2010-12	PURCHASE	2010-12		717	342			375	
2 SH CALL (PGH) PENGROWTH ENERGY OCT	2010-10	PURCHASE	2010-07		58	290			-232	
3 SH CALL (PWE) PENN WEST ENERGY SEP	2010-09	PURCHASE	2010-07		88				88	
1 6 SH CALL (RUT) RUSSELL 2000 INDEX	2010-06	PURCHASE	2010-04		10,514				10,514	
2 4 SH CALL (RUT) RUSSELL 2000 INDEX	2010-06	PURCHASE	2010-04		15,770				15,770	
1 6 SH CALL (RUY) RUSSELL 2000 INDEX	2010-04	PURCHASE	2010-03		2,984	7,634			-4,650	
2 4 SH CALL (RUY) RUSSELL 2000 INDEX	2010-04	PURCHASE	2010-03		4,476	11,450			-6,974	

Name	Date Acquired	How Acquired	Date Sold	Purchaser Name	Gross Sales Price	Basis	Basis Method	Sales Expenses	Total (net)	Accumulated Depreciation
0 8 SH CALL (RUY) RUSSELL 2000 INDEX	2010-03	PURCHASE	2010-02		133	1,266			-1,133	
1 2 SH CALL (RUY) RUSSELL 2000 INDEX	2010-03	PURCHASE	2010-02		199	1,898			-1,699	
0 8 SH CALL (RUY) RUSSELL 2000 INDEX	2010-03	PURCHASE	2010-02		107	1,266			-1,159	
1 2 SH CALL (RUY) RUSSELL 2000 INDEX	2010-03	PURCHASE	2010-02		161	1,898			-1,737	
1 6 SH CALL (RUY) RUSSELL 2000 INDEX	2010-04	PURCHASE	2010-04		6,910	9,877			-2,967	
2 4 SH CALL (RUY) RUSSELL 2000 INDEX	2010-04	PURCHASE	2010-04		10,366	14,815			-4,449	
5 SH CALL (SLV) ISHARES SILVER TRAU	2010-08	PURCHASE	2010-08		186				186	
9 SH CALL (SLW) SILVER WHEATON JAN 2	2010-12	PURCHASE	2010-12		1,650	2,470			-820	
0 4 SH CALL (SPX) NEWS S & P 500 INDE	2010-08	PURCHASE	2010-08		94	50			44	
0 6 SH CALL (SPX) NEWS S & P 500 INDE	2010-08	PURCHASE	2010-08		140	76			64	
0 8 SH CALL (SPX) NEWS S & P 500 INDE	2010-12	PURCHASE	2010-11		87	149			-62	
1 2 SH CALL (SPX) NEWS S & P 500 INDE	2010-12	PURCHASE	2010-11		131	223			-92	
1 6 SH CALL (SPX) NEWS S & P 500 INDE	2010-12	PURCHASE	2010-11		28				28	
2 4 SH CALL (SPX) NEWS S & P 500 INDE	2010-12	PURCHASE	2010-11		41				41	
0 8 SH CALL (SPX) NEWS S & P 500 INDE	2010-12	PURCHASE	2010-12		63				63	
1 2 SH CALL (SPX) NEWS S & P 500 INDE	2010-12	PURCHASE	2010-12		95				95	
1 6 SH CALL (SPX) NEWS S & P 500 INDE	2010-12	PURCHASE	2010-12		83				83	
2 4 SH CALL (SPX) NEWS S & P 500 INDE	2010-12	PURCHASE	2010-12		125				125	
0 4 SH CALL (SPX) NEWS S & P 500 INDE	2010-12	PURCHASE	2010-12		13				13	
0 6 SH CALL (SPX) NEWS S & P 500 INDE	2010-12	PURCHASE	2010-12		19				19	
0 8 SH CALL (SPX) NEWS S & P 500 INDE	2010-11	PURCHASE	2010-10		71				71	
1 2 SH CALL (SPX) NEWS S & P 500 INDE	2010-11	PURCHASE	2010-10		107				107	
0 8 SH CALL (SPX) NEWS S & P 500 INDE	2010-11	PURCHASE	2010-10		7				7	
1 2 SH CALL (SPX) NEWS S & P 500 INDE	2010-11	PURCHASE	2010-10		11				11	
1 6 SH CALL (SPX) NEWS S & P 500 INDE	2010-11	PURCHASE	2010-10		22				22	
2 4 SH CALL (SPX) NEWS S & P 500 INDE	2010-11	PURCHASE	2010-10		34				34	
1 6 SH CALL (SPX) NEWS S & P 500 INDE	2010-11	PURCHASE	2010-11		159				159	
2 4 SH CALL (SPX) NEWS S & P 500 INDE	2010-11	PURCHASE	2010-11		238				238	
0 8 SH CALL (SPX) NEWS S & P 500 INDE	2010-11	PURCHASE	2010-11		35				35	
1 2 SH CALL (SPX) NEWS S & P 500 INDE	2010-11	PURCHASE	2010-11		53				53	

Name	Date Acquired	How Acquired	Date Sold	Purchaser Name	Gross Sales Price	Basis	Basis Method	Sales Expenses	Total (net)	Accumulated Depreciation
0 8 SH CALL (SPX) NEW S & P 500 INDE	2010-11	PURCHASE	2010-11		19				19	
1 2 SH CALL (SPX) NEW S & P 500 INDE	2010-11	PURCHASE	2010-11		29				29	
0 8 SH CALL (SPX) NEW S & P 500 INDE	2010-11	PURCHASE	2010-11		31				31	
1 2 SH CALL (SPX) NEW S & P 500 INDE	2010-11	PURCHASE	2010-11		47				47	
1 6 SH CALL (SPX) NEW S & P 500 INDE	2010-11	PURCHASE	2010-11		33				33	
2 4 SH CALL (SPX) NEW S & P 500 INDE	2010-11	PURCHASE	2010-11		50				50	
0 8 SH CALL (SPX) NEW S & P 500 INDE	2010-11	PURCHASE	2010-11		47				47	
1 2 SH CALL (SPX) NEW S & P 500 INDE	2010-11	PURCHASE	2010-11		71				71	
1 6 SH CALL (SPX) NEW S & P 500 INDE	2010-11	PURCHASE	2010-11		31				31	
2 4 SH CALL (SPX) NEW S & P 500 INDE	2010-11	PURCHASE	2010-11		47				47	
1 2 SH CALL (SPX) NEW S & P 500 INDE	2010-09	PURCHASE	2010-09		505	121			384	
1 8 SH CALL (SPX) NEW S & P 500 INDE	2010-09	PURCHASE	2010-09		758	181			577	
0 4 SH CALL (SPX) NEW S & P 500 INDE	2010-10	PURCHASE	2010-09		168				168	
0 6 SH CALL (SPX) NEW S & P 500 INDE	2010-10	PURCHASE	2010-09		253				253	
0 8 SH CALL (SPX) NEW S & P 500 INDE	2010-10	PURCHASE	2010-10		30				30	
1 2 SH CALL (SPX) NEW S & P 500 INDE	2010-10	PURCHASE	2010-10		45				45	
1 2 SH CALL (SPX) NEW S & P 500 INDE	2010-10	PURCHASE	2010-10		53				53	
1 8 SH CALL (SPX) NEW S & P 500 INDE	2010-10	PURCHASE	2010-10		79				79	
0 8 SH CALL (SPX) NEW S & P 500 INDE	2010-10	PURCHASE	2010-10		51				51	
1 2 SH CALL (SPX) NEW S & P 500 INDE	2010-10	PURCHASE	2010-10		77				77	
1 6 SH CALL (SPX) NEW S & P 500 INDE	2010-10	PURCHASE	2010-10		62				62	
2 4 SH CALL (SPX) NEW S & P 500 INDE	2010-10	PURCHASE	2010-10		94				94	
0 8 SH CALL (SPX) NEW S & P 500 INDE	2010-10	PURCHASE	2010-10		26				26	
1 2 SH CALL (SPX) NEW S & P 500 INDE	2010-10	PURCHASE	2010-10		39				39	
1 6 SH CALL (SPX) NEW S & P 500 INDE	2010-10	PURCHASE	2010-10		46				46	
2 4 SH CALL (SPX) NEW S & P 500 INDE	2010-10	PURCHASE	2010-10		70				70	
0 8 SH CALL (SPX) NEW S & P 500 INDE	2010-11	PURCHASE	2010-10		31				31	
1 2 SH CALL (SPX) NEW S & P 500 INDE	2010-11	PURCHASE	2010-10		47				47	
0 8 SH CALL (SPX) NEW S & P 500 INDE	2010-11	PURCHASE	2010-10		40				40	
1 2 SH CALL (SPX) NEW S & P 500 INDE	2010-11	PURCHASE	2010-10		60				60	



Name	Date Acquired	How Acquired	Date Sold	Purchaser Name	Gross Sales Price	Basis	Basis Method	Sales Expenses	Total (net)	Accumulated Depreciation
1 6 SH CALL (SPX) NEW S & P 500 INDE	2010-11	PURCHASE	2010-10		79				79	
2 4 SH CALL (SPX) NEW S & P 500 INDE	2010-11	PURCHASE	2010-10		119				119	
0 8 SH CALL (SPX) NEW S & P 500 INDE	2010-09	PURCHASE	2010-08		163	450			-287	
1 2 SH CALL (SPX) NEW S & P 500 INDE	2010-09	PURCHASE	2010-08		245	675			-430	
1 2 SH CALL (SPX) NEW S & P 500 INDE	2010-09	PURCHASE	2010-09		263	139			124	
1 8 SH CALL (SPX) NEW S & P 500 INDE	2010-09	PURCHASE	2010-09		395	209			186	
0 8 SH CALL (SPX) NEW S & P 500 INDE	2010-09	PURCHASE	2010-09		163	93			70	
1 2 SH CALL (SPX) NEW S & P 500 INDE	2010-09	PURCHASE	2010-09		245	139			106	
0 8 SH CALL (SPX) NEW S & P 500 INDE	2010-09	PURCHASE	2010-09		163				163	
1 2 SH CALL (SPX) NEW S & P 500 INDE	2010-09	PURCHASE	2010-09		245				245	
0 8 SH CALL (SPX) NEW S & P 500 INDE	2010-09	PURCHASE	2010-09		882	648			234	
1 2 SH CALL (SPX) NEW S & P 500 INDE	2010-09	PURCHASE	2010-09		1,323	972			351	
1 2 SH CALL (SPXPM) NEW S & P 500 IN	2010-12	PURCHASE	2010-12		6	6				
1 8 SH CALL (SPXPM) NEW S & P 500 IN	2010-12	PURCHASE	2010-12		9	9				
0 4 SH CALL (SPXPM) NEW S & P 500 IN	2010-12	PURCHASE	2010-12		4				4	
0 6 SH CALL (SPXPM) NEW S & P 500 IN	2010-12	PURCHASE	2010-12		5				5	
0 8 SH CALL (SPXPM) NEW S & P 500 IN	2010-12	PURCHASE	2010-12		15				15	
1 2 SH CALL (SPXPM) NEW S & P 500 IN	2010-12	PURCHASE	2010-12		23				23	
1 6 SH CALL (SPXPM) NEW S & P 500 IN	2010-12	PURCHASE	2010-12		3	3				
2 4 SH CALL (SPXPM) NEW S & P 500 IN	2010-12	PURCHASE	2010-12		5	5				
1 6 SH CALL (SPXPM) NEW S & P 500 IN	2010-12	PURCHASE	2010-12		19				19	
2 4 SH CALL (SPXPM) NEW S & P 500 IN	2010-12	PURCHASE	2010-12		29				29	
1 6 SH CALL (SPXW) NEW S & P 500 IND	2010-12	PURCHASE	2010-12		176				176	
2 4 SH CALL (SPXW) NEW S & P 500 IND	2010-12	PURCHASE	2010-12		265				265	
0 4 SH CALL (SPXW) NEW S & P 500 IND	2010-12	PURCHASE	2010-12		13				13	
0 6 SH CALL (SPXW) NEW S & P 500 IND	2010-12	PURCHASE	2010-12		20				20	
0 8 SH CALL (SPXW) NEW S & P 500 IND	2010-12	PURCHASE	2010-12		27				27	
1 2 SH CALL (SPXW) NEW S & P 500 IND	2010-12	PURCHASE	2010-12		41				41	
2 8 SH CALL (SPXW) NEW S & P 500 IND	2010-12	PURCHASE	2010-12		88				88	
4 2 SH CALL (SPXW) NEW S & P 500 IND	2010-12	PURCHASE	2010-12		132				132	

Name	Date Acquired	How Acquired	Date Sold	Purchaser Name	Gross Sales Price	Basis	Basis Method	Sales Expenses	Total (net)	Accumulated Depreciation
0 8 SH CALL (SPXW) NEW S & P 500 IND	2010-12	PURCHASE	2010-12		35	46			-11	
1 2 SH CALL (SPXW) NEW S & P 500 IND	2010-12	PURCHASE	2010-12		53	70			-17	
1 6 SH CALL (SPXW) NEW S & P 500 IND	2010-12	PURCHASE	2010-12		40	64			-24	
2 4 SH CALL (SPXW) NEW S & P 500 IND	2010-12	PURCHASE	2010-12		61	96			-35	
0 4 SH CALL (SPXW) NEW S & P 500 IND	2010-12	PURCHASE	2010-12		6	16			-10	
0 6 SH CALL (SPXW) NEW S & P 500 IND	2010-12	PURCHASE	2010-12		8	24			-16	
1 SH CALL (SSO) PROSHARES ULTRA JUL	2010-06	PURCHASE	2010-06		103	196			-93	
1 SH CALL (SSO) PROSHARES ULTRA JUL	2010-06	PURCHASE	2010-06		103	196			-93	
3 SH CALL (SSO) PROSHARES ULTRA JUL	2010-06	PURCHASE	2010-06		308	422			-114	
6 SH CALL (TZA) DIREXION DAILY SMALL	2010-06	PURCHASE	2010-06		211				211	
1 SH CALL (TZA) DIREXION SHS ETF TR	2010-08	PURCHASE	2010-07		82				82	
3 SH CALL (TZA1) DIREXION DAILY SMAL	2010-07	PURCHASE	2010-06		124				124	
21 SH CALL (UNG) UNITED STS NAT GAS	2010-04	PURCHASE	2010-06		3,759	2,373			1,386	
21 SH CALL (UNG) UNITED STS NAT GAS	2010-06	PURCHASE	2010-04		966	1,806			-840	
7 SH CALL (USO) UNITED STS OIL FD LP	2010-11	PURCHASE	2010-11		1,121	689			432	
3 SH CALL (USO) UNITED STS OIL FD LP	2010-11	PURCHASE	2010-11		475	295			180	
4 SH CALL (USO) UNITED STS OIL FD LP	2010-11	PURCHASE	2010-11		217	227			-10	
8 SH CALL (VZ ) VERIZON JUL 28 (100	2010-06	PURCHASE	2010-07		253	723			-470	
4455 32 SH CANADA DOLLAR (CAD)	2010-11	PURCHASE	2010-11		4,434	4,444			-10	
3685 5 SH CANADA DOLLAR (CAD)	2010-11	PURCHASE	2010-11		3,637	3,635			2	
3937 23 SH CANADA DOLLAR (CAD)	2010-10	PURCHASE	2010-10		3,929	3,933			-4	
1964 46 SH CANADA DOLLAR (CAD)	2010-10	PURCHASE	2010-10		1,944	1,941			3	
2915 36 SH CANADA DOLLAR (CAD)	2010-10	PURCHASE	2010-10		2,873	2,881			-8	
412 SH DIREXION DAILY SML CAP BULL 3	2010-11	PURCHASE	2010-11		22,388	22,348			40	
205 SH DIREXION SHS ETF TR DAILY SMA	2010-11	PURCHASE	2010-11		4,068	4,305			-237	
103 SH DIREXION SHS ETF TR DAILY SMA	2010-11	PURCHASE	2010-11		2,099	2,163			-64	
100 SH DIREXION SHS ETF TR DAILY SMA	2010-08	PURCHASE	2010-11		1,921	3,629			-1,708	
30 1972 SH DIREXION SHS ETF TR DAILY	2010-06	PURCHASE	2010-11		582	1,004			-422	
119 8028 SH DIREXION SHS ETF TR DAIL	2010-06	PURCHASE	2010-11		2,311	4,480			-2,169	
891 SH DIREXION SHS ETF TR DAILY SMA	2010-11	PURCHASE	2010-11		19,074	19,529			-455	

Name	Date Acquired	How Acquired	Date Sold	Purchaser Name	Gross Sales Price	Basis	Basis Method	Sales Expenses	Total (net)	Accumulated Depreciation
308 SH DIREXION SHS ETF TR DAILY SMA	2010-11	PURCHASE	2010-11							
119 8028 SH DIREXION SHS ETF TR DAIL	2010-06	PURCHASE	2010-11		2,565	4,419			-1,854	
119 8028 SH DIREXION SHS ETF TR DAIL	2010-11	PURCHASE	2010-11		1,854				1,854	
30 1972 SH DIREXION SHS ETF TR DAILY	2010-06	PURCHASE	2010-11		646	989			-343	
30 1972 SH DIREXION SHS ETF TR DAILY	2010-11	PURCHASE	2010-11		342				342	
81 4659 SH DIREXION SHS ETF TR DAILY	2010-05	PURCHASE	2010-07		3,016	2,738			278	
11 5341 SH DIREXION SHS ETF TR DAILY	2010-06	PURCHASE	2010-07		427	378			49	
300 SH ENERPLUS RES FD TR UNIT SER G	2010-04	PURCHASE	2010-07		6,484	7,300			-816	
120 SH FRONTIER COMMUNICATIONS CORP	2010-06	PURCHASE	2010-10		767	867			-100	
1561 SH ISHARES BARCLAYS 1-3YEAR TRE	2009-08	PURCHASE	2010-11		131,341	130,751			590	
1200 SH ISHARES BARCLAYS 1-3YEAR TRE	2009-08	PURCHASE	2010-11		101,236	100,514			722	
750 SH ISHARES BARCLAYS 1-3YEAR TREA	2009-08	PURCHASE	2010-09		63,194	62,821			373	
912 SH ISHARES BARCLAYS 1-3YEAR TREA	2009-08	PURCHASE	2010-08		76,900	76,390			510	
1308 SH ISHARES BARCLAYS 1-3YEAR TRE	2009-08	PURCHASE	2010-07		110,032	109,560			472	
55 SH ISHARES BARCLAYS TREAS INFLATI	2009-08	PURCHASE	2010-11		6,023	5,614			409	
3182 SH ISHARES BARCLAYS TREAS INFLA	2009-08	PURCHASE	2010-11		348,477	324,799			23,678	
36 SH ISHARES INC MCSI CHILE INVESTA	2010-10	PURCHASE	2010-12		2,875	2,679			196	
58 SH ISHARES INC MCSI CHILE INVESTA	2010-11	PURCHASE	2010-12		4,633	4,407			226	
24 SH ISHARES INC MCSI CHILE INVESTA	2010-10	PURCHASE	2010-11		1,793	1,786			7	
60 SH ISHARES INC MSCI BRAZIL INDEX	2010-10	PURCHASE	2010-11		4,628	4,728			-100	
184 SH ISHARES INC MSCI HONG KONG IN	2010-10	PURCHASE	2010-11		3,501	3,504			-3	
46 SH ISHARES INC MSCI HONG KONG IND	2010-10	PURCHASE	2010-11		876	876				
259 SH ISHARES INC MSCI SINGAPORE IN	2010-10	PURCHASE	2010-11		3,548	3,549			-1	
69 SH ISHARES INC MSCI SINGAPORE IND	2010-10	PURCHASE	2010-11		928	946			-18	
200 SH ISHARES SILVER TR ISHARES	2010-10	PURCHASE	2010-11		5,276	4,380			896	
200 SH ISHARES SILVER TR ISHARES	2010-08	PURCHASE	2010-11		5,186	3,632			1,554	
10 SH ISHARES SILVER TR ISHARES	2010-10	PURCHASE	2010-11		259	219			40	
300 SH ISHARES SILVER TR ISHARES	2010-08	PURCHASE	2010-09		5,528	5,448			80	
114 SH ISHARES TR S&P U S PFD STK IN	2010-10	PURCHASE	2010-11		4,471	4,496			-25	
300 SH KRAFT FOODS INC CL A	2010-07	PURCHASE	2010-09		9,065	8,590			475	

Name	Date Acquired	How Acquired	Date Sold	Purchaser Name	Gross Sales Price	Basis	Basis Method	Sales Expenses	Total (net)	Accumulated Depreciation
626 72 SH NEW ZEALAND DOLLAR (NZD)	2010-11	PURCHASE	2010-12		478	501			-23	
2042 28 SH NEW ZEALAND DOLLAR (NZD)	2010-12	PURCHASE	2010-12		1,558	1,562			-4	
150 SH NEW ZEALAND DOLLAR (NZD)	2010-11	PURCHASE	2010-12		114	116			-2	
9216 76 SH NEW ZEALAND DOLLAR (NZD)	2010-11	PURCHASE	2010-11		7,246	7,361			-115	
3763 67 SH NEW ZEALAND DOLLAR (NZD)	2010-09	PURCHASE	2010-09		2,768	2,774			-6	
1404 28 SH NEW ZEALAND DOLLAR (NZD)	2010-09	PURCHASE	2010-09		1,033	1,037			-4	
5261 82 SH NEW ZEALAND DOLLAR (NZD)	2010-09	PURCHASE	2010-09		3,877	3,878			-1	
1119 32 SH NORWAY KRONE (NOK)	2010-11	PURCHASE	2010-12		187	195			-8	
17845 53 SH NORWAY KRONE (NOK)	2010-12	PURCHASE	2010-12		2,982	2,990			-8	
227 99 SH NORWAY KRONE (NOK)	2010-09	PURCHASE	2010-11		39	39				
43910 85 SH NORWAY KRONE (NOK)	2010-11	PURCHASE	2010-11		7,556	7,666			-110	
38738 19 SH NORWAY KRONE (NOK)	2010-09	PURCHASE	2010-09		6,611	6,613			-2	
200 SH PENGROWTH ENERGY TRUST SBI NP	2010-07	PURCHASE	2010-10		2,298	1,953			345	
700 SH PENGROWTH ENERGY TRUST SBI NP	2010-07	PURCHASE	2010-09		7,196	6,837			359	
700 SH PEOPLES UTD FINL INC	2010-08	PURCHASE	2010-11		8,763	8,968			-205	
200 SH PROCTER & GAMBLE CO	2010-08	PURCHASE	2010-09		12,152	11,818			334	
96 SH PROSHARES TR II PROSHARES ULTR	2010-06	PURCHASE	2010-12		1,995	2,590			-595	
142 SH PROSHARES TR II PROSHARES ULT	2010-08	PURCHASE	2010-12		2,950	3,278			-328	
252 SH PROSHARES TR II PROSHARES ULT	2010-06	PURCHASE	2010-11		4,939	6,799			-1,860	
252 SH PROSHARES TR II PROSHARES ULT	2010-06	PURCHASE	2010-11		4,906	6,799			-1,893	
600 SH PROSHARES TR II PROSHARES ULT	2010-06	PURCHASE	2010-11		11,043	15,743			-4,700	
600 SH PROSHARES TR II PROSHARES ULT	2010-11	PURCHASE	2010-11		4,700				4,700	
180 SH PROSHARES TR II PROSHARES ULT	2010-08	PURCHASE	2010-11		3,313	4,022			-709	
142 SH PROSHARES TR II PROSHARES ULT	2010-11	PURCHASE	2010-11		560				560	
1 SH PUT (AGU) AGRIMUM INC COM NPV OC	2010-10	PURCHASE	2010-10		49				49	
3 SH PUT (AMED) AMEDISYS INC APR 17	2010-04	PURCHASE	2010-03		448				448	
3 SH PUT (AMED) AMEDISYS INC MAY 22	2010-05	PURCHASE	2010-04		418	1,245			-827	
4 SH PUT (APC) ANADARKO PETE CORP AU	2010-08	PURCHASE	2010-07		304				304	
2 SH PUT (APC) ANADARKO PETE CORP AU	2010-07	PURCHASE	2010-08			230			-230	
3 SH PUT (ARNA) ARENA PHARMACEUTICAL	2010-04	PURCHASE	2010-03		58	16			42	

Name	Date Acquired	How Acquired	Date Sold	Purchaser Name	Gross Sales Price	Basis	Basis Method	Sales Expenses	Total (net)	Accumulated Depreciation
4 SH PUT (ARNA) ARENA PHARMACEUTICAL	2010-07	PURCHASE	2010-05		156	21			135	
2 SH PUT (ARNA) ARENA PHARMACEUTICAL	2010-07	PURCHASE	2010-05		78	11			67	
6 SH PUT (BMY) BRISTOL MYERS SQUIBBA	2010-08	PURCHASE	2010-07		145				145	
6 SH PUT (BMY) BRISTOL MYERS SQUIBBJ	2010-06	PURCHASE	2010-05		192				192	
6 SH PUT (BMY) BRISTOL MYERS SQUIBBM	2010-05	PURCHASE	2010-04		133	114			19	
1 SH PUT (BMY) BRISTOL MYERS SQUIBBO	2010-10	PURCHASE	2010-09		31				31	
1 SH PUT (CCJ) CAMECO CORP COM NPV D	2010-12	PURCHASE	2010-11		39				39	
1 SH PUT (CCJ) CAMECO CORP COM NPV N	2010-11	PURCHASE	2010-10		29				29	
1 SH PUT (CCJ) CAMECO CORP COM NPV O	2010-10	PURCHASE	2010-09		24				24	
9 SH PUT (CSX) C S X CORP JAN 22 11	2010-12	PURCHASE	2010-12		1,928	2,597			-669	
1 SH PUT (EGO) ELDORADO GOLD CORP DE	2010-12	PURCHASE	2010-12		14				14	
1 SH PUT (EGO) ELDORADO GOLD CORP DE	2010-12	PURCHASE	2010-12		29				29	
2 SH PUT (GDX) MARKET VECTORS ETF OC	2010-10	PURCHASE	2010-09		100				100	
1 SH PUT (GG) GOLDCORP INC COM NPVOC	2010-10	PURCHASE	2010-09		40				40	
2 SH PUT (GLD) SPDR GOLD TR GOLD AUG	2010-08	PURCHASE	2010-07		100				100	
1 SH PUT (GLD) SPDR GOLD TR GOLD AUG	2010-08	PURCHASE	2010-07		49				49	
1 SH PUT (GLD) SPDR GOLD TR GOLD AUG	2010-08	PURCHASE	2010-07		59				59	
1 SH PUT (GLD) SPDR GOLD TR GOLD AUG	2010-08	PURCHASE	2010-07		49				49	
1 SH PUT (GLD) SPDR GOLD TR GOLD AUG	2010-08	PURCHASE	2010-07		51				51	
1 SH PUT (GLD) SPDR GOLD TR GOLD AUG	2010-08	PURCHASE	2010-07		49				49	
1 SH PUT (GLD) SPDR GOLD TR GOLD JUL	2010-07	PURCHASE	2010-07		55				55	
1 SH PUT (GLD) SPDR GOLD TR GOLD JUL	2010-07	PURCHASE	2010-07		49				49	
1 SH PUT (GLD) SPDR GOLD TR GOLD JUL	2010-07	PURCHASE	2010-07		59				59	
2 SH PUT (GLD) SPDR GOLD TR GOLD JUL	2010-07	PURCHASE	2010-06		104				104	
1 SH PUT (GLD) SPDR GOLD TR GOLD JUL	2010-07	PURCHASE	2010-06		50				50	
5 SH PUT (GLD) SPDR GOLD TR GOLD JUN	2010-06	PURCHASE	2010-05		261				261	
1 SH PUT (GLD) SPDR GOLD TR GOLD JUN	2010-06	PURCHASE	2010-05		59				59	
1 SH PUT (GLD) SPDR GOLD TR GOLD JUN	2010-06	PURCHASE	2010-05		44				44	
2 SH PUT (HPQ) HEWLETT-PACKARD CO JU	2010-07	PURCHASE	2010-06		202				202	
1 SH PUT (INTC) INTEL CORP OCT 16 10	2010-10	PURCHASE	2010-09		34				34	

Name	Date Acquired	How Acquired	Date Sold	Purchaser Name	Gross Sales Price	Basis	Basis Method	Sales Expenses	Total (net)	Accumulated Depreciation
5 SH PUT (INTC) INTEL CORP SEP 18 10	2010-09	PURCHASE	2010-08		226				226	
1 SH PUT (JNJ) JOHNSON & JOHNSON AUG	2010-08	PURCHASE	2010-07		91				91	
1 SH PUT (JNJ) JOHNSON & JOHNSON DEC	2010-12	PURCHASE	2010-11		29				29	
1 SH PUT (JNJ) JOHNSON & JOHNSON JUL	2010-07	PURCHASE	2010-06		54				54	
2 SH PUT (JNJ) JOHNSON & JOHNSON JUN	2010-06	PURCHASE	2010-05		164				164	
1 SH PUT (JNJ) JOHNSON & JOHNSON JUN	2010-05	PURCHASE	2010-06		84	147			-63	
2 SH PUT (JNJ) JOHNSON & JOHNSON SEP	2010-09	PURCHASE	2010-08		189				189	
3 SH PUT (KFT) KRAFT FOODS INC AUG 2	2010-08	PURCHASE	2010-07		18				18	
2 SH PUT (KFT) KRAFT FOODS INC DEC 1	2010-12	PURCHASE	2010-11		38				38	
3 SH PUT (KFT) KRAFT FOODS INC JUN 2	2010-06	PURCHASE	2010-05		105				105	
3 SH PUT (KFT) KRAFT FOODS INC MAY 2	2010-05	PURCHASE	2010-05		73				73	
2 SH PUT (KFT) KRAFT FOODS INC NOV 2	2010-11	PURCHASE	2010-11		38				38	
3 SH PUT (KFT) KRAFT FOODS INC OCT 1	2010-10	PURCHASE	2010-09		61				61	
1 SH PUT (KGC) KINROSS GOLD CORP DEC	2010-12	PURCHASE	2010-12		27				27	
1 SH PUT (MMM) 3M COMPANY JUN 19 10	2010-06	PURCHASE	2010-06		46	81			-35	
3 SH PUT (MMM) 3M COMPANY JUN 19 10	2010-06	PURCHASE	2010-06		139	38			101	
2 SH PUT (MMM) 3M COMPANY JUN 19 10	2010-05	PURCHASE	2010-06		570	542			28	
1 SH PUT (MMM) 3M COMPANY JUN 19 10	2010-06	PURCHASE	2010-06		285	446			-161	
1 SH PUT (MMM) 3M COMPANY JUN 19 10	2010-06	PURCHASE	2010-06		161				161	
1 SH PUT (MMM) 3M COMPANY JUN 19 10	2010-06	PURCHASE	2010-06		285	762			-477	
1 SH PUT (MMM) 3M COMPANY JUN 19 10	2010-05	PURCHASE	2010-06		624	271			353	
1 SH PUT (MMM) 3M COMPANY JUN 19 10	2010-05	PURCHASE	2010-06		412	271			141	
1 SH PUT (MMM) 3M COMPANY JUN 19 10	2010-05	PURCHASE	2010-06		412	271			141	
1 SH PUT (MRK) MERCK & CO INC NEW NO	2010-11	PURCHASE	2010-11		24				24	
1 SH PUT (MRK) MERCK & CO INC NEW OC	2010-10	PURCHASE	2010-09		24				24	
1 SH PUT (MSFT) MICROSOFT CORP OCT 1	2010-10	PURCHASE	2010-10		49				49	
1 SH PUT (NLY) ANNALY CAPITAL SEP 18	2010-09	PURCHASE	2010-08		19				19	
1 SH PUT (PAAS) PAN AMERICAN SILVER	2010-11	PURCHASE	2010-10		49				49	
1 SH PUT (PAAS) PAN AMERICAN SILVER	2010-10	PURCHASE	2010-09		24				24	
2 SH PUT (PCLN) PRICELINE COM INC JU	2010-06	PURCHASE	2010-05		870	873			-3	

Name	Date Acquired	How Acquired	Date Sold	Purchaser Name	Gross Sales Price	Basis	Basis Method	Sales Expenses	Total (net)	Accumulated Depreciation
2 SH PUT (PCLN) PRICELINE COM INC JU	2010-05	PURCHASE	2010-06		2,334	2,074			260	
2 SH PUT (PG ) PROCTER & GAMBLE CO J	2010-07	PURCHASE	2010-06		118				118	
2 SH PUT (PG) PROCTER & GAMBLE CO JU	2010-06	PURCHASE	2010-05		138				138	
2 SH PUT (PG) PROCTER & GAMBLE CO MA	2010-05	PURCHASE	2010-04		78	50			28	
9 SH PUT (PGH) PENGROWTH ENERGY JUN	2010-06	PURCHASE	2010-05		218				218	
3 SH PUT (PWE) PENN WEST ENERGY JUN	2010-06	PURCHASE	2010-05		489				489	
3 SH PUT (PWE) PENN WEST ENERGY MAY	2010-05	PURCHASE	2010-04		148	384			-236	
4 SH PUT (RIMM) RESEARCH IN MOTION D	2010-12	PURCHASE	2010-12		197	275			-78	
4 SH PUT (RIMM) RESEARCH IN MOTION D	2010-12	PURCHASE	2010-12		1,627	1,083			544	
2 SH PUT (RIMM) RESEARCH IN MOTION D	2010-12	PURCHASE	2010-12		748	541			207	
2 SH PUT (RIMM) RESEARCH IN MOTION D	2010-12	PURCHASE	2010-12		668	541			127	
0 8 SH PUT (RUW) RUSSELL 2000 INDEX	2010-03	PURCHASE	2010-02		248				248	
1 2 SH PUT (RUW) RUSSELL 2000 INDEX	2010-03	PURCHASE	2010-02		372				372	
0 8 SH PUT (RUW) RUSSELL 2000 INDEX	2010-03	PURCHASE	2010-02		102				102	
1 2 SH PUT (RUW) RUSSELL 2000 INDEX	2010-03	PURCHASE	2010-02		154				154	
1 6 SH PUT (RUY) RUSSELL 2000 INDEX	2010-05	PURCHASE	2010-04		143	305			-162	
2 4 SH PUT (RUY) RUSSELL 2000 INDEX	2010-05	PURCHASE	2010-04		214	458			-244	
1 SH PUT (SLW) SILVER WHEATON DEC 18	2010-12	PURCHASE	2010-11		39				39	
1 SH PUT (SLW) SILVER WHEATON NOV 20	2010-11	PURCHASE	2010-10		38				38	
1 SH PUT (SLW) SILVER WHEATON NOV 20	2010-11	PURCHASE	2010-11		31				31	
2 SH PUT (SLW) SILVER WHEATON OCT 16	2010-10	PURCHASE	2010-09		62				62	
4 SH PUT (SO ) SOUTHERN CO MAY 32 (1	2010-05	PURCHASE	2010-04		117				117	
4 SH PUT (SO) SOUTHERN CO JUL 17 10	2010-07	PURCHASE	2010-06		177				177	
4 SH PUT (SO) SOUTHERN CO JUN 19 10	2010-06	PURCHASE	2010-05		137				137	
4 SH PUT (SO) SOUTHERN CO MAR 20 10	2010-03	PURCHASE	2010-02		177				177	
0 4 SH PUT (SPX) NEW S & P 500 INDEX	2010-08	PURCHASE	2010-08		34	26			8	
0 6 SH PUT (SPX) NEW S & P 500 INDEX	2010-08	PURCHASE	2010-08		50	40			10	
0 8 SH PUT (SPX) NEW S & P 500 INDEX	2010-12	PURCHASE	2010-11		19				19	
1 2 SH PUT (SPX) NEW S & P 500 INDEX	2010-12	PURCHASE	2010-11		29				29	
1 6 SH PUT (SPX) NEW S & P 500 INDEX	2010-12	PURCHASE	2010-11		82				82	

Name	Date Acquired	How Acquired	Date Sold	Purchaser Name	Gross Sales Price	Basis	Basis Method	Sales Expenses	Total (net)	Accumulated Depreciation
2 4 SH PUT (SPX) NEW S & P 500 INDEX	2010-12	PURCHASE	2010-11		123				123	
0 8 SH PUT (SPX) NEW S & P 500 INDEX	2010-12	PURCHASE	2010-12		23				23	
1 2 SH PUT (SPX) NEW S & P 500 INDEX	2010-12	PURCHASE	2010-12		35				35	
1 6 SH PUT (SPX) NEW S & P 500 INDEX	2010-12	PURCHASE	2010-12		50				50	
2 4 SH PUT (SPX) NEW S & P 500 INDEX	2010-12	PURCHASE	2010-12		74				74	
0 4 SH PUT (SPX) NEW S & P 500 INDEX	2010-12	PURCHASE	2010-12		16				16	
0 6 SH PUT (SPX) NEW S & P 500 INDEX	2010-12	PURCHASE	2010-12		25				25	
0 8 SH PUT (SPX) NEW S & P 500 INDEX	2010-11	PURCHASE	2010-10		43	17			26	
1 2 SH PUT (SPX) NEW S & P 500 INDEX	2010-11	PURCHASE	2010-10		65	25			40	
0 8 SH PUT (SPX) NEW S & P 500 INDEX	2010-11	PURCHASE	2010-10		47	17			30	
1 2 SH PUT (SPX) NEW S & P 500 INDEX	2010-11	PURCHASE	2010-10		71	25			46	
1 6 SH PUT (SPX) NEW S & P 500 INDEX	2010-11	PURCHASE	2010-10		118	66			52	
2 4 SH PUT (SPX) NEW S & P 500 INDEX	2010-11	PURCHASE	2010-10		178	98			80	
0 8 SH PUT (SPX) NEW S & P 500 INDEX	2010-11	PURCHASE	2010-11		19				19	
1 2 SH PUT (SPX) NEW S & P 500 INDEX	2010-11	PURCHASE	2010-11		29				29	
0 8 SH PUT (SPX) NEW S & P 500 INDEX	2010-11	PURCHASE	2010-11		35				35	
1 2 SH PUT (SPX) NEW S & P 500 INDEX	2010-11	PURCHASE	2010-11		53				53	
1 6 SH PUT (SPX) NEW S & P 500 INDEX	2010-11	PURCHASE	2010-11		39				39	
2 4 SH PUT (SPX) NEW S & P 500 INDEX	2010-11	PURCHASE	2010-11		58				58	
0 8 SH PUT (SPX) NEW S & P 500 INDEX	2010-11	PURCHASE	2010-11		43	57			-14	
0 8 SH PUT (SPX) NEW S & P 500 INDEX	2010-11	PURCHASE	2010-11		13				13	
1 2 SH PUT (SPX) NEW S & P 500 INDEX	2010-11	PURCHASE	2010-11		65	85			-20	
1 2 SH PUT (SPX) NEW S & P 500 INDEX	2010-11	PURCHASE	2010-11		20				20	
0 4 SH PUT (SPX) NEW S & P 500 INDEX	2010-11	PURCHASE	2010-11		22	28			-6	
0 6 SH PUT (SPX) NEW S & P 500 INDEX	2010-11	PURCHASE	2010-11		33	43			-10	
0 4 SH PUT (SPX) NEW S & P 500 INDEX	2010-11	PURCHASE	2010-11		22				22	
0 6 SH PUT (SPX) NEW S & P 500 INDEX	2010-11	PURCHASE	2010-11		33				33	
0 8 SH PUT (SPX) NEW S & P 500 INDEX	2010-11	PURCHASE	2010-11		30				30	
1 2 SH PUT (SPX) NEW S & P 500 INDEX	2010-11	PURCHASE	2010-11		45				45	
0 8 SH PUT (SPX) NEW S & P 500 INDEX	2010-11	PURCHASE	2010-11		23				23	



Name	Date Acquired	How Acquired	Date Sold	Purchaser Name	Gross Sales Price	Basis	Basis Method	Sales Expenses	Total (net)	Accumulated Depreciation
1 2 SH PUT (SPX) NEW S & P 500 INDEX	2010-11	PURCHASE	2010-11		34				34	
1 6 SH PUT (SPX) NEW S & P 500 INDEX	2010-11	PURCHASE	2010-11		46				46	
2 4 SH PUT (SPX) NEW S & P 500 INDEX	2010-11	PURCHASE	2010-11		69				69	
0 8 SH PUT (SPX) NEW S & P 500 INDEX	2010-10	PURCHASE	2010-10		17				17	
1 2 SH PUT (SPX) NEW S & P 500 INDEX	2010-10	PURCHASE	2010-10		25				25	
1 6 SH PUT (SPX) NEW S & P 500 INDEX	2010-10	PURCHASE	2010-10		62				62	
2 4 SH PUT (SPX) NEW S & P 500 INDEX	2010-10	PURCHASE	2010-10		94				94	
0 8 SH PUT (SPX) NEW S & P 500 INDEX	2010-10	PURCHASE	2010-10		24				24	
1 2 SH PUT (SPX) NEW S & P 500 INDEX	2010-10	PURCHASE	2010-10		36				36	
1 2 SH PUT (SPX) NEW S & P 500 INDEX	2010-10	PURCHASE	2010-10		47				47	
1 8 SH PUT (SPX) NEW S & P 500 INDEX	2010-10	PURCHASE	2010-10		70				70	
0 8 SH PUT (SPX) NEW S & P 500 INDEX	2010-10	PURCHASE	2010-10		24				24	
1 2 SH PUT (SPX) NEW S & P 500 INDEX	2010-10	PURCHASE	2010-10		36				36	
1 6 SH PUT (SPX) NEW S & P 500 INDEX	2010-10	PURCHASE	2010-10		86				86	
2 4 SH PUT (SPX) NEW S & P 500 INDEX	2010-10	PURCHASE	2010-10		130				130	
1 6 SH PUT (SPX) NEW S & P 500 INDEX	2010-11	PURCHASE	2010-10		46				46	
2 4 SH PUT (SPX) NEW S & P 500 INDEX	2010-11	PURCHASE	2010-10		70				70	
0 8 SH PUT (SPX) NEW S & P 500 INDEX	2010-11	PURCHASE	2010-10		38				38	
1 2 SH PUT (SPX) NEW S & P 500 INDEX	2010-11	PURCHASE	2010-10		56				56	
0 8 SH PUT (SPX) NEW S & P 500 INDEX	2010-11	PURCHASE	2010-10		15				15	
1 2 SH PUT (SPX) NEW S & P 500 INDEX	2010-11	PURCHASE	2010-10		23				23	
1 6 SH PUT (SPXPM) NEW S & P 500 IND	2010-12	PURCHASE	2010-12		8	8				
2 4 SH PUT (SPXPM) NEW S & P 500 IND	2010-12	PURCHASE	2010-12		12	12				
1 6 SH PUT (SPXPM) NEW S & P 500 IND	2010-12	PURCHASE	2010-12		82				82	
2 4 SH PUT (SPXPM) NEW S & P 500 IND	2010-12	PURCHASE	2010-12		122				122	
1 2 SH PUT (SPXPM) NEW S & P 500 IND	2010-12	PURCHASE	2010-12		6	6				
1 8 SH PUT (SPXPM) NEW S & P 500 IND	2010-12	PURCHASE	2010-12		9	9				
0 4 SH PUT (SPXPM) NEW S & P 500 IND	2010-12	PURCHASE	2010-12		16				16	
0 6 SH PUT (SPXPM) NEW S & P 500 IND	2010-12	PURCHASE	2010-12		23				23	
0 8 SH PUT (SPXPM) NEW S & P 500 IND	2010-12	PURCHASE	2010-12		47				47	

Name	Date Acquired	How Acquired	Date Sold	Purchaser Name	Gross Sales Price	Basis	Basis Method	Sales Expenses	Total (net)	Accumulated Depreciation
1 2 SH PUT (SPXPM) NEWS S & P 500 IND	2010-12	PURCHASE	2010-12		71				71	
1 6 SH PUT (SPXW) NEWS S & P 500 INDE	2010-12	PURCHASE	2010-12		16				16	
2 4 SH PUT (SPXW) NEWS S & P 500 INDE	2010-12	PURCHASE	2010-12		24				24	
0 8 SH PUT (SPXW) NEWS S & P 500 INDE	2010-12	PURCHASE	2010-12		19				19	
1 2 SH PUT (SPXW) NEWS S & P 500 INDE	2010-12	PURCHASE	2010-12		29				29	
0 4 SH PUT (SPXW) NEWS S & P 500 INDE	2010-12	PURCHASE	2010-12		12				12	
0 6 SH PUT (SPXW) NEWS S & P 500 INDE	2010-12	PURCHASE	2010-12		18				18	
1 6 SH PUT (SPXW) NEWS S & P 500 INDE	2010-12	PURCHASE	2010-12		46				46	
2 4 SH PUT (SPXW) NEWS S & P 500 INDE	2010-12	PURCHASE	2010-12		70				70	
1 2 SH PUT (SPXW) NEWS S & P 500 INDE	2010-12	PURCHASE	2010-12		41				41	
1 8 SH PUT (SPXW) NEWS S & P 500 INDE	2010-12	PURCHASE	2010-12		61				61	
0 8 SH PUT (SPXW) NEWS S & P 500 INDE	2010-12	PURCHASE	2010-12		41	40			1	
1 2 SH PUT (SPXW) NEWS S & P 500 INDE	2010-12	PURCHASE	2010-12		62	60			2	
1 6 SH PUT (SPXW) NEWS S & P 500 INDE	2010-12	PURCHASE	2010-12		82	80			2	
2 4 SH PUT (SPXW) NEWS S & P 500 INDE	2010-12	PURCHASE	2010-12		124	120			4	
0 4 SH PUT (SPXW) NEWS S & P 500 INDE	2010-12	PURCHASE	2010-12		40	34			6	
0 6 SH PUT (SPXW) NEWS S & P 500 INDE	2010-12	PURCHASE	2010-12		59	51			8	
4 SH PUT (SSO ) PROSHARES ULTRA OCT 1	2010-09	PURCHASE	2010-10			612			-612	
27 SH PUT (TXN) TEXAS INSTRUMENTS JA	2010-12	PURCHASE	2010-12		1,868	2,774			-906	
9 SH PUT (UGG) ARENA PHARMACEUTICALA	2010-04	PURCHASE	2010-03		173	45			128	
3 SH PUT (V VISA INC COM CL A JUN 75	2010-05	PURCHASE	2010-06		1,074	1,157			-83	
2 SH PUT (V VISA INC COM CL A JUN 75	2010-05	PURCHASE	2010-06		716	882			-166	
2 SH PUT (V VISA INC COM CL A JUN 75	2010-05	PURCHASE	2010-05		888	772			116	
3 SH PUT (V ) VISA INC COM CL A JUN 1	2010-06	PURCHASE	2010-05		499	449			50	
5 SH PUT (VZ ) VERIZON APR 30 (100 S	2010-04	PURCHASE	2010-04		71	110			-39	
1 SH PUT (VZ) VERIZON DEC 18 10 32	2010-12	PURCHASE	2010-11		39				39	
2 SH PUT (VZ) VERIZON MAY 22 10 30	2010-05	PURCHASE	2010-04		134	265			-131	
3 SH PUT (VZ) VERIZON MAY 22 10 30	2010-05	PURCHASE	2010-04		201	369			-168	
1 SH PUT (VZ) VERIZON NOV 20 10 31	2010-11	PURCHASE	2010-10		29				29	
2 SH PUT (WMT) WAL-MART STORES INC A	2010-08	PURCHASE	2010-07		38				38	

Name	Date Acquired	How Acquired	Date Sold	Purchaser Name	Gross Sales Price	Basis	Basis Method	Sales Expenses	Total (net)	Accumulated Depreciation
2 SH PUT (WMT) WAL-MART STORES INC D	2010-12	PURCHASE	2010-11		108				108	
4 SH PUT (WMT) WAL-MART STORES INC J	2010-06	PURCHASE	2010-05		136				136	
2 SH PUT (WMT) WAL-MART STORES INC J	2010-05	PURCHASE	2010-06			138			-138	
1 SH PUT (WMT) WAL-MART STORES INC N	2010-11	PURCHASE	2010-10		35				35	
2 SH PUT (WMT) WAL-MART STORES INC O	2010-10	PURCHASE	2010-09		54				54	
2 SH PUT (XOM) EXXON MOBIL CORP AUG	2010-08	PURCHASE	2010-07		208				208	
1 SH PUT (XOM) EXXON MOBIL CORP DEC	2010-12	PURCHASE	2010-11		34				34	
2 SH PUT (XOM) EXXON MOBIL CORP JUL	2010-07	PURCHASE	2010-06		138				138	
3 SH PUT (XOM) EXXON MOBIL CORP JUN	2010-06	PURCHASE	2010-05		178				178	
1 SH PUT (XOM) EXXON MOBIL CORP OCT	2010-10	PURCHASE	2010-09		29				29	
2 SH PUT (XOM) EXXON MOBIL CORP SEP	2010-09	PURCHASE	2010-08		164				164	
4802 91 SH SINGAPORE DOLLAR (SGD)	2010-10	PURCHASE	2010-10		3,670	3,676			-6	
34 SH SPDR GOLD TR GOLD SHS	2010-08	PURCHASE	2010-12		4,588	3,973			615	
100 SH SPDR GOLD TR GOLD SHS	2010-06	PURCHASE	2010-06		11,919	11,438			481	
383 SH SVENSK EXPORTKREDIT AKTIEBOLA	2010-11	PURCHASE	2010-12		4,048	3,710			338	
82 SH SVENSK EXPORTKREDIT AKTIEBOLAG	2010-11	PURCHASE	2010-11		756	794			-38	
122 06 SH SWITZERLAND FRANC (CHF)	2010-10	PURCHASE	2010-11		123	127			-4	
4962 42 SH SWITZERLAND FRANC (CHF)	2010-10	PURCHASE	2010-11		4,985	5,201			-216	
4112 13 SH SWITZERLAND FRANC (CHF)	2010-10	PURCHASE	2010-11		4,131	4,310			-179	
8213 94 SH SWITZERLAND FRANC (CHF)	2010-10	PURCHASE	2010-10		8,567	8,521			46	
4037 01 SH SWITZERLAND FRANC (CHF)	2010-09	PURCHASE	2010-09		4,137	4,111			26	
8171 85 SH SWITZERLAND FRANC (CHF)	2010-09	PURCHASE	2010-09		8,085	8,110			-25	
7963 88 SH SWITZERLAND FRANC (CHF)	2010-09	PURCHASE	2010-09		7,880	7,904			-24	
6000 SH TOYOTA MTR CRDT CORPEMTN 07	2010-09	PURCHASE	2010-11		5,747	5,812			-65	
500 SH VERIZON COMMUNICATIONS	2010-06	PURCHASE	2010-10		14,717	13,416			1,301	
200 SH WAL-MART STORES INC	2010-07	PURCHASE	2010-09		10,562	9,880			682	
75 SH WISDOMTREE TR EMERGING MKTS SM	2010-11	PURCHASE	2010-11		3,818	3,946			-128	
1 SH ZKB GOLD ETF SHS HLDGS ISIN CH	2010-09	PURCHASE	2010-11		4,407	4,043			364	
3 SH ZUERCHER KANTONALBANK ZKB SILVE	2010-09	PURCHASE	2010-11		7,762	5,910			1,852	
ADJUSTMENTS	2010-12	PURCHASE	2001-12			60			-60	

**TY 2010 Investments Corporate  
Stock Schedule**

**Name:** WEJ FOUNDATION INC  
**EIN:** 35-2123724

Name of Stock	End of Year Book Value	End of Year Fair Market Value
11,275 SHRS CF INSURANCE HLDINGS LTD	11,275	
FIDELITY	811,441	
FIDELITY		

TY 2010 Other Assets Schedule

**Name:** WEJ FOUNDATION INC

**EIN:** 35-2123724

Description	Beginning of Year - Book Value	End of Year - Book Value	End of Year - Fair Market Value
HOOSIER CHRISTIAN FOUNDATION		30,883	
ACCRUED INTEREST		917	

**TY 2010 Other Expenses Schedule****Name:** WEJ FOUNDATION INC**EIN:** 35-2123724

Description	Revenue and Expenses per Books	Net Invest ment Income	Adjusted Net Income	Disbursements for Charitable Purposes
EXPENSES				
PARTNERSHIP LOSSES	14	14		
MISC	5	5		

**TY 2010 Other Income Schedule****Name:** WEJ FOUNDATION INC**EIN:** 35-2123724

Description	Revenue And Expenses Per Books	Net Invest ment Income	Adjusted Net Income
ROYALTIES	59	59	
SUBSTITUTE PAYMENTS	514		
CASH IN LIEU	16		

## TY 2010 Other Increases Schedule

**Name:** WEJ FOUNDATION INC

**EIN:** 35-2123724

Description	Amount
HOOSIER CHRISTIAN FOUNDATION ADJ	30,883
WITMER TRUSTY	240



TY 2010 Other Liabilities Schedule

**Name:** WEJ FOUNDATION INC

**EIN:** 35-2123724

Description	Beginning of Year - Book Value	End of Year - Book Value
MANAGEMENT FEE PAYABLE	6,000	1,000

**TY 2010 Other Professional Fees Schedule**

**Name:** WEJ FOUNDATION INC

**EIN:** 35-2123724

Category	Amount	Net Investment Income	Adjusted Net Income	Disbursements for Charitable Purposes
MANAGEMENT FEE	3,000	3,000		

**TY 2010 Taxes Schedule****Name:** WEJ FOUNDATION INC**EIN:** 35-2123724

Category	Amount	Net Investment Income	Adjusted Net Income	Disbursements for Charitable Purposes
TAX	68	68		
FOREIGN TAX	81	81		
SEVERANCE TAX	2	2		