



See a Social Security Number? Say Something!
Report Privacy Problems to <https://public.resource.org/privacy>
Or call the IRS Identity Theft Hotline at 1-800-908-4490



Return of Private Foundation
 or Section 4947(a)(1) Nonexempt Charitable Trust
 Treated as a Private Foundation

2010

Note. The foundation may be able to use a copy of this return to satisfy state reporting requirements

For calendar year 2010, or tax year beginning , 2010, and ending , 20

G Check all that apply: Initial return Initial return of a former public charity Final return
 Amended return Address change Name change

Name of foundation: **HAGAR RES CHARITABLE TRUST 7220000481** A Employer identification number: **31-6206958**

Number and street (or P O box number if mail is not delivered to street address): **PO BOX 1558 DEPT EA4E86** Room/suite: Room/suite B Telephone number (see page 10 of the instructions): **(740) 588-6470**


City or town, state, and ZIP code: **COLUMBUS, OH 43216** C If exemption application is pending, check here D 1 Foreign organizations, check here 2 Foreign organizations meeting the 85% test, check here and attach computation

H Check type of organization: Section 501(c)(3) exempt private foundation Section 4947(a)(1) nonexempt charitable trust Other taxable private foundation

I Fair market value of all assets at end of year (from Part II, col (c), line 16) **\$ 3,200,748** J Accounting method: Cash Accrual Other (specify) (Part I, column (d) must be on cash basis.)

Part I Analysis of Revenue and Expenses (The total of amounts in columns (b), (c), and (d) may not necessarily equal the amounts in column (a) (see page 11 of the instructions))

| | (a) Revenue and expenses per books | (b) Net investment income | (c) Adjusted net income | (d) Disbursements for charitable purposes (cash basis only) |
|--|------------------------------------|---------------------------|-------------------------|---|
| 1 Contributions, gifts, grants, etc., received (attach schedule) | | | | |
| 2 Check <input type="checkbox"/> if the foundation is not required to attach Sch B | | | | |
| 3 Interest on savings and temporary cash investments | | | | |
| 4 Dividends and interest from securities | 78,843. | 78,843. | | STMT 1 |
| 5a Gross rents | | | | |
| b Net rental income or (loss) | | | | |
| 6a Net gain or (loss) from sale of assets not on line 10 | 11,589. | | | |
| b Gross sales price for all assets on line 6a | 1,245,448. | | | |
| 7 Capital gain net income (from Part IV, line 2) | | 11,589. | | |
| 8 Net short-term capital gain | | | | |
| 9 Income modifications | | | | |
| 10a Gross sales less returns and allowances | | | | |
| b Less Cost of goods sold | | | | |
| c Gross profit or (loss) (attach schedule) | | | | |
| 11 Other income (attach schedule) | 3,810. | | | STMT 3 |
| 12 Total Add lines 1 through 11 | 94,242. | 90,432. | | |
| 13 Compensation of officers, directors, trustees, etc. | 10,916. | 5,458. | | 5,458. |
| 14 Other employee salaries and wages | | NONE | NONE | |
| 15 Pension plans, employee benefits | | NONE | NONE | |
| 16a Legal fees (attach schedule) STMT 4 | 852. | NONE | NONE | 852. |
| b Accounting fees (attach schedule) | | | | |
| c Other professional fees (attach schedule) | | | | |
| 17 Interest | 4. | 4. | | |
| 18 Taxes (attach schedule) (see page 14 of the instructions) STMT 6 | 1,747. | 792. | | |
| 19 Depreciation (attach schedule) and depletion | | | | |
| 20 Occupancy | | | | |
| 21 Travel, conferences, and meetings | | NONE | NONE | |
| 22 Printing and publications | | NONE | NONE | |
| 23 Other expenses (attach schedule) STMT 7 | 2,350. | | | 2,350. |
| 24 Total operating and administrative expenses Add lines 13 through 23 | 15,869. | 6,254. | NONE | 8,660. |
| 25 Contributions, gifts, grants paid | 26,557. | | | 26,557. |
| 26 Total expenses and disbursements Add lines 24 and 25 | 42,426. | 6,254. | NONE | 35,217. |
| 27 Subtract line 26 from line 12 | | | | |
| a Excess of revenue over expenses and disbursements | 51,816. | | | |
| b Net investment income (if negative, enter -0-) | | 84,178. | | |
| c Adjusted net income (if negative, enter -0-) | | | | |



ENVELOPE POSTMARK DATE MAY 17 2011

SCANNED MAY 24 2011

| Part II Balance Sheets | | Attached schedules and amounts in the description column should be for end-of-year amounts only (See instructions) | | |
|-----------------------------|--|--|---|------------|
| | | Beginning of year (a) Book Value | End of year (b) Book Value (c) Fair Market Value | |
| Assets | 1 | Cash - non-interest-bearing | | |
| | 2 | Savings and temporary cash investments | | 65,226. |
| | 3 | Accounts receivable ▶ Less allowance for doubtful accounts ▶ | | |
| | 4 | Pledges receivable ▶ Less allowance for doubtful accounts ▶ | | |
| | 5 | Grants receivable | | |
| | 6 | Receivables due from officers, directors, trustees, and other disqualified persons (attach schedule) (see page 15 of the instructions) | | |
| | 7 | Other notes and loans receivable (attach schedule) ▶ Less allowance for doubtful accounts ▶ | | NONE |
| | 8 | Inventories for sale or use | | |
| | 9 | Prepaid expenses and deferred charges | | |
| | 10 a | Investments - U S and state government obligations (attach schedule) | | |
| | b | Investments - corporate stock (attach schedule) | | |
| | c | Investments - corporate bonds (attach schedule) | | |
| | 11 | Investments - land, buildings, and equipment basis ▶ Less accumulated depreciation ▶ (attach schedule) | | |
| | 12 | Investments - mortgage loans | | |
| | 13 | Investments - other (attach schedule) | 2,686,317. | 2,672,781. |
| | 14 | Land, buildings, and equipment basis ▶ Less accumulated depreciation ▶ (attach schedule) | | |
| 15 | Other assets (describe ▶) | | | |
| 16 | Total assets (to be completed by all filers - see the instructions Also, see page 1, item I) | 2,686,317. | 2,738,007. | |
| Liabilities | 17 | Accounts payable and accrued expenses | | |
| | 18 | Grants payable | | |
| | 19 | Deferred revenue | | |
| | 20 | Loans from officers, directors, trustees, and other disqualified persons | | |
| | 21 | Mortgages and other notes payable (attach schedule) | | |
| | 22 | Other liabilities (describe ▶) | | |
| 23 | Total liabilities (add lines 17 through 22) | | | |
| Net Assets or Fund Balances | Foundations that follow SFAS 117, check here <input type="checkbox"/> | | | |
| | and complete lines 24 through 26 and lines 30 and 31. | | | |
| | 24 | Unrestricted | | |
| | 25 | Temporarily restricted | | |
| | 26 | Permanently restricted | | |
| | Foundations that do not follow SFAS 117, check here and complete lines 27 through 31. <input checked="" type="checkbox"/> | | | |
| | 27 | Capital stock, trust principal, or current funds | 2,686,317. | 2,738,007. |
| 28 | Paid-in or capital surplus, or land, bldg, and equipment fund | | | |
| 29 | Retained earnings, accumulated income, endowment, or other funds | | | |
| 30 | Total net assets or fund balances (see page 17 of the instructions) | 2,686,317. | 2,738,007. | |
| 31 | Total liabilities and net assets/fund balances (see page 17 of the instructions) | 2,686,317. | 2,738,007. | |

| Part III Analysis of Changes in Net Assets or Fund Balances | | |
|---|--|--------------|
| 1 | Total net assets or fund balances at beginning of year - Part II, column (a), line 30 (must agree with end-of-year figure reported on prior year's return) | 1 2,686,317. |
| 2 | Enter amount from Part I, line 27a | 2 51,816. |
| 3 | Other increases not included in line 2 (itemize) ▶ | 3 |
| 4 | Add lines 1, 2, and 3 | 4 2,738,133. |
| 5 | Decreases not included in line 2 (itemize) ▶ SEE STATEMENT 8 | 5 126. |
| 6 | Total net assets or fund balances at end of year (line 4 minus line 5) - Part II, column (b), line 30 | 6 2,738,007. |

Part IV Capital Gains and Losses for Tax on Investment Income

| (a) List and describe the kind(s) of property sold (e.g., real estate, 2-story brick warehouse; or common stock, 200 shs MLC Co) | | | | (b) How acquired P-Purchase D-Donation | (c) Date acquired (mo, day, yr) | (d) Date sold (mo, day, yr) |
|---|--|---|--|--|------------------------------------|--------------------------------|
| 1a SEE PART IV DETAIL | | | | | | |
| b | | | | | | |
| c | | | | | | |
| d | | | | | | |
| e | | | | | | |
| (e) Gross sales price | (f) Depreciation allowed (or allowable) | (g) Cost or other basis plus expense of sale | (h) Gain or (loss) (e) plus (f) minus (g) | | | |
| a | | | | | | |
| b | | | | | | |
| c | | | | | | |
| d | | | | | | |
| e | | | | | | |
| Complete only for assets showing gain in column (h) and owned by the foundation on 12/31/69 | | | (l) Gains (Col (h) gain minus col (k), but not less than -0-) or Losses (from col (h)) | | | |
| (i) FMV as of 12/31/69 | (j) Adjusted basis as of 12/31/69 | (k) Excess of col (i) over col (j), if any | | | | |
| a | | | | | | |
| b | | | | | | |
| c | | | | | | |
| d | | | | | | |
| e | | | | | | |
| 2 Capital gain net income or (net capital loss) | | | | 2 | 11,589. | |
| { If gain, also enter in Part I, line 7 If (loss), enter -0- in Part I, line 7 } | | | | | | |
| 3 Net short-term capital gain or (loss) as defined in sections 1222(5) and (6): | | | | 3 | | |
| If gain, also enter in Part I, line 8, column (c) (see pages 13 and 17 of the instructions). If (loss), enter -0- in Part I, line 8. | | | | | | |

Part V Qualification Under Section 4940(e) for Reduced Tax on Net Investment Income

N/A

(For optional use by domestic private foundations subject to the section 4940(a) tax on net investment income.)

If section 4940(d)(2) applies, leave this part blank.

Was the foundation liable for the section 4942 tax on the distributable amount of any year in the base period? Yes No
 If "Yes," the foundation does not qualify under section 4940(e). Do not complete this part.

1 Enter the appropriate amount in each column for each year; see page 18 of the instructions before making any entries.

| (a) Base period years Calendar year (or tax year beginning in) | (b) Adjusted qualifying distributions | (c) Net value of noncharitable-use assets | (d) Distribution ratio (col (b) divided by col (c)) |
|--|--|--|---|
| 2009 | | | |
| 2008 | | | |
| 2007 | | | |
| 2006 | | | |
| 2005 | | | |

| | | |
|---|---|--|
| 2 Total of line 1, column (d) | 2 | |
| 3 Average distribution ratio for the 5-year base period - divide the total on line 2 by 5, or by the number of years the foundation has been in existence if less than 5 years | 3 | |
| 4 Enter the net value of noncharitable-use assets for 2010 from Part X, line 5 | 4 | |
| 5 Multiply line 4 by line 3 | 5 | |
| 6 Enter 1% of net investment income (1% of Part I, line 27b) | 6 | |
| 7 Add lines 5 and 6 | 7 | |
| 8 Enter qualifying distributions from Part XII, line 4 | 8 | |

If line 8 is equal to or greater than line 7, check the box in Part VI, line 1b, and complete that part using a 1% tax rate. See the Part VI instructions on page 18.

Part VI Excise Tax Based on Investment Income (Section 4940(a), 4940(b), 4940(e), or 4948 - see page 18 of the instructions)

Table with 11 rows for excise tax calculations. Includes items like 'Exempt operating foundations', 'Domestic foundations', 'Tax under section 511', 'Credits/Payments', and 'Tax due'. Total tax due is 1,730.

Part VII-A Statements Regarding Activities

Table with 10 rows for activity statements. Includes questions about political campaigns, political expenditures, and foundation activities. Marked with 'Yes' or 'No' (X).

Part VII-A Statements Regarding Activities (continued)

11 At any time during the year, did the foundation, directly or indirectly, own a controlled entity within the meaning of section 512(b)(13)? If "Yes," attach schedule (see page 20 of the instructions) 11 X
12 Did the foundation acquire a direct or indirect interest in any applicable insurance contract before August 17, 2008? 12 X
13 Did the foundation comply with the public inspection requirements for its annual returns and exemption application? 13 X
14 The books are in care of HUNTINGTON NATIONAL BANK Telephone no (740) 588-6470
Located at 422 MAIN STREET, ZANESVILLE, OH ZIP + 4 43702
15 Section 4947(a)(1) nonexempt charitable trusts filing Form 990-PF in lieu of Form 1041 - Check here 15
16 At any time during calendar year 2010, did the foundation have an interest in or a signature or other authority over a bank, securities, or other financial account in a foreign country? 16 Yes No X
See page 20 of the instructions for exceptions and filing requirements for Form TD F 90-22.1 If "Yes," enter the name of the foreign country

Part VII-B Statements Regarding Activities for Which Form 4720 May Be Required

File Form 4720 if any item is checked in the "Yes" column, unless an exception applies.

1a During the year did the foundation (either directly or indirectly)
(1) Engage in the sale or exchange, or leasing of property with a disqualified person? Yes X No
(2) Borrow money from, lend money to, or otherwise extend credit to (or accept it from) a disqualified person? Yes X No
(3) Furnish goods, services, or facilities to (or accept them from) a disqualified person? Yes X No
(4) Pay compensation to, or pay or reimburse the expenses of, a disqualified person? X Yes No
(5) Transfer any income or assets to a disqualified person (or make any of either available for the benefit or use of a disqualified person)? Yes X No
(6) Agree to pay money or property to a government official? (Exception. Check "No" if the foundation agreed to make a grant to or to employ the official for a period after termination of government service, if terminating within 90 days) Yes X No
b If any answer is "Yes" to 1a(1)-(6), did any of the acts fail to qualify under the exceptions described in Regulations section 53.4941(d)-3 or in a current notice regarding disaster assistance (see page 22 of the instructions)? 1b X
Organizations relying on a current notice regarding disaster assistance check here
c Did the foundation engage in a prior year in any of the acts described in 1a, other than excepted acts, that were not corrected before the first day of the tax year beginning in 2010? 1c X
2 Taxes on failure to distribute income (section 4942) (does not apply for years the foundation was a private operating foundation defined in section 4942(j)(3) or 4942(j)(5))
a At the end of tax year 2010, did the foundation have any undistributed income (lines 6d and 6e, Part XIII) for tax year(s) beginning before 2010? Yes X No
If "Yes," list the years
b Are there any years listed in 2a for which the foundation is not applying the provisions of section 4942(a)(2) (relating to incorrect valuation of assets) to the year's undistributed income? (If applying section 4942(a)(2) to all years listed, answer "No" and attach statement - see page 22 of the instructions) 2b X
c If the provisions of section 4942(a)(2) are being applied to any of the years listed in 2a, list the years here
3a Did the foundation hold more than a 2% direct or indirect interest in any business enterprise at any time during the year? Yes X No
b If "Yes," did it have excess business holdings in 2010 as a result of (1) any purchase by the foundation or disqualified persons after May 26, 1969, (2) the lapse of the 5-year period (or longer period approved by the Commissioner under section 4943(c)(7)) to dispose of holdings acquired by gift or bequest, or (3) the lapse of the 10-, 15-, or 20-year first phase holding period? (Use Schedule C, Form 4720, to determine if the foundation had excess business holdings in 2010) 3b
4a Did the foundation invest during the year any amount in a manner that would jeopardize its charitable purposes? 4a X
b Did the foundation make any investment in a prior year (but after December 31, 1969) that could jeopardize its charitable purpose that had not been removed from jeopardy before the first day of the tax year beginning in 2010? 4b X

Part VII-B Statements Regarding Activities for Which Form 4720 May Be Required (continued)

5a During the year did the foundation pay or incur any amount to:

(1) Carry on propaganda, or otherwise attempt to influence legislation (section 4945(e))? Yes No

(2) Influence the outcome of any specific public election (see section 4955), or to carry on, directly or indirectly, any voter registration drive? Yes No

(3) Provide a grant to an individual for travel, study, or other similar purposes? Yes No

(4) Provide a grant to an organization other than a charitable, etc., organization described in section 509(a)(1), (2), or (3), or section 4940(d)(2)? (see page 22 of the instructions) Yes No

(5) Provide for any purpose other than religious, charitable, scientific, literary, or educational purposes, or for the prevention of cruelty to children or animals? Yes No

b If any answer is "Yes" to 5a(1)-(5), did any of the transactions fail to qualify under the exceptions described in Regulations section 53.4945 or in a current notice regarding disaster assistance (see page 22 of the instructions)? Yes No
 Organizations relying on a current notice regarding disaster assistance check here

c If the answer is "Yes" to question 5a(4), does the foundation claim exemption from the tax because it maintained expenditure responsibility for the grant? Yes No
 If "Yes," attach the statement required by Regulations section 53.4945-5(d).

6a Did the foundation, during the year, receive any funds, directly or indirectly, to pay premiums on a personal benefit contract? Yes No

b Did the foundation, during the year, pay premiums, directly or indirectly, on a personal benefit contract? Yes No
 If "Yes" to 6b, file Form 8870

7a At any time during the tax year, was the foundation a party to a prohibited tax shelter transaction? Yes No

b If "Yes," did the foundation receive any proceeds or have any net income attributable to the transaction? Yes No

Part VIII Information About Officers, Directors, Trustees, Foundation Managers, Highly Paid Employees, and Contractors

1 List all officers, directors, trustees, foundation managers and their compensation (see page 22 of the instructions).

| (a) Name and address | (b) Title, and average hours per week devoted to position | (c) Compensation (If not paid, enter -0-) | (d) Contributions to employee benefit plans and deferred compensation | (e) Expense account, other allowances |
|----------------------|---|---|---|---------------------------------------|
| SEE STATEMENT 10 | | 10,916. | -0- | -0- |
| | | | | |
| | | | | |
| | | | | |

2 Compensation of five highest-paid employees (other than those included on line 1 - see page 23 of the instructions). If none, enter "NONE."

| (a) Name and address of each employee paid more than \$50,000 | (b) Title, and average hours per week devoted to position | (c) Compensation | (d) Contributions to employee benefit plans and deferred compensation | (e) Expense account, other allowances |
|---|---|------------------|---|---------------------------------------|
| NONE | | NONE | NONE | NONE |
| | | | | |
| | | | | |
| | | | | |

Total number of other employees paid over \$50,000 NONE

Part VIII Information About Officers, Directors, Trustees, Foundation Managers, Highly Paid Employees, and Contractors (continued)

3 Five highest-paid independent contractors for professional services (see page 23 of the instructions). If none, enter "NONE."

| (a) Name and address of each person paid more than \$50,000 | (b) Type of service | (c) Compensation |
|---|---------------------|------------------|
| NONE | | NONE |
| ----- | | |
| ----- | | |
| ----- | | |
| ----- | | |

Total number of others receiving over \$50,000 for professional services **NONE**

Part IX-A Summary of Direct Charitable Activities

| List the foundation's four largest direct charitable activities during the tax year. Include relevant statistical information such as the number of organizations and other beneficiaries served, conferences convened, research papers produced, etc | Expenses |
|---|----------|
| 1 NONE | |
| 2 | |
| 3 | |
| 4 | |

Part IX-B Summary of Program-Related Investments (see page 24 of the instructions)

| Describe the two largest program-related investments made by the foundation during the tax year on lines 1 and 2 | Amount |
|--|--------|
| 1 NONE | |
| 2 | |
| All other program-related investments See page 24 of the instructions | |
| 3 NONE | |
| Total. Add lines 1 through 3 | |

Part X Minimum Investment Return (All domestic foundations must complete this part. Foreign foundations, see page 24 of the instructions.)

| | | | |
|---|--|----|------------|
| 1 | Fair market value of assets not used (or held for use) directly in carrying out charitable, etc., purposes: | | |
| a | Average monthly fair market value of securities | 1a | 2,972,938. |
| b | Average of monthly cash balances | 1b | 19,434. |
| c | Fair market value of all other assets (see page 25 of the instructions) | 1c | NONE |
| d | Total (add lines 1a, b, and c) | 1d | 2,992,372. |
| e | Reduction claimed for blockage or other factors reported on lines 1a and 1c (attach detailed explanation) | 1e | |
| 2 | Acquisition indebtedness applicable to line 1 assets | 2 | NONE |
| 3 | Subtract line 2 from line 1d | 3 | 2,992,372. |
| 4 | Cash deemed held for charitable activities. Enter 1 1/2% of line 3 (for greater amount, see page 25 of the instructions) | 4 | 44,886. |
| 5 | Net value of noncharitable-use assets. Subtract line 4 from line 3. Enter here and on Part V, line 4 | 5 | 2,947,486. |
| 6 | Minimum investment return. Enter 5% of line 5 | 6 | 147,374. |

Part XI Distributable Amount (see page 25 of the instructions) (Section 4942(j)(3) and (j)(5) private operating foundations and certain foreign organizations check here and do not complete this part.)

| | | | |
|----|---|----|----------|
| 1 | Minimum investment return from Part X, line 6 | 1 | 147,374. |
| 2a | Tax on investment income for 2010 from Part VI, line 5 | 2a | 1,684. |
| b | Income tax for 2010. (This does not include the tax from Part VI) | 2b | |
| c | Add lines 2a and 2b | 2c | 1,684. |
| 3 | Distributable amount before adjustments. Subtract line 2c from line 1 | 3 | 145,690. |
| 4 | Recoveries of amounts treated as qualifying distributions | 4 | NONE |
| 5 | Add lines 3 and 4 | 5 | 145,690. |
| 6 | Deduction from distributable amount (see page 25 of the instructions) | 6 | NONE |
| 7 | Distributable amount as adjusted. Subtract line 6 from line 5. Enter here and on Part XIII, line 1 | 7 | 145,690. |

Part XII Qualifying Distributions (see page 25 of the instructions)

| | | | |
|---|---|----|---------|
| 1 | Amounts paid (including administrative expenses) to accomplish charitable, etc., purposes: | | |
| a | Expenses, contributions, gifts, etc. - total from Part I, column (d), line 26 | 1a | 35,217. |
| b | Program-related investments - total from Part IX-B | 1b | |
| 2 | Amounts paid to acquire assets used (or held for use) directly in carrying out charitable, etc., purposes | 2 | NONE |
| 3 | Amounts set aside for specific charitable projects that satisfy the: | | |
| a | Suitability test (prior IRS approval required) | 3a | NONE |
| b | Cash distribution test (attach the required schedule) | 3b | NONE |
| 4 | Qualifying distributions. Add lines 1a through 3b. Enter here and on Part V, line 8, and Part XIII, line 4 | 4 | 35,217. |
| 5 | Foundations that qualify under section 4940(e) for the reduced rate of tax on net investment income. Enter 1% of Part I, line 27b (see page 26 of the instructions) | 5 | |
| 6 | Adjusted qualifying distributions. Subtract line 5 from line 4 | 6 | 35,217. |

Note: The amount on line 6 will be used in Part V, column (b), in subsequent years when calculating whether the foundation qualifies for the section 4940(e) reduction of tax in those years.

Part XIII Undistributed Income (see page 26 of the instructions)

| | (a) Corpus | (b) Years prior to 2009 | (c) 2009 | (d) 2010 |
|--|---------------|----------------------------|-------------|-------------|
| 1 Distributable amount for 2010 from Part XI, line 7 | | | | 145,690. |
| 2 Undistributed income, if any, as of the end of 2010 | | | | |
| a Enter amount for 2009 only | | | NONE | |
| b Total for prior years 20____, 20____, 20____ | | NONE | | |
| 3 Excess distributions carryover, if any, to 2010 | | | | |
| a From 2005 | NONE | | | |
| b From 2006 | NONE | | | |
| c From 2007 | NONE | | | |
| d From 2008 | NONE | | | |
| e From 2009 | NONE | | | |
| f Total of lines 3a through e | NONE | | | |
| 4 Qualifying distributions for 2010 from Part XII, line 4 ▶ \$ <u>35,217.</u> | | | | |
| a Applied to 2009, but not more than line 2a | | | NONE | |
| b Applied to undistributed income of prior years (Election required - see page 26 of the instructions) | | NONE | | |
| c Treated as distributions out of corpus (Election required - see page 26 of the instructions) | NONE | | | |
| d Applied to 2010 distributable amount | | | | 35,217. |
| e Remaining amount distributed out of corpus | NONE | | | |
| 5 Excess distributions carryover applied to 2010 . (If an amount appears in column (d), the same amount must be shown in column (a)) | NONE | | | NONE |
| 6 Enter the net total of each column as indicated below: | | | | |
| a Corpus Add lines 3f, 4c, and 4e Subtract line 5 | NONE | | | |
| b Prior years' undistributed income Subtract line 4b from line 2b | | NONE | | |
| c Enter the amount of prior years' undistributed income for which a notice of deficiency has been issued, or on which the section 4942(a) tax has been previously assessed | | NONE | | |
| d Subtract line 6c from line 6b Taxable amount - see page 27 of the instructions | | NONE | | |
| e Undistributed income for 2009 Subtract line 4a from line 2a Taxable amount - see page 27 of the instructions | | | NONE | |
| f Undistributed income for 2010 Subtract lines 4d and 5 from line 1 This amount must be distributed in 2011 | | | | 110,473. |
| 7 Amounts treated as distributions out of corpus to satisfy requirements imposed by section 170(b)(1)(F) or 4942(g)(3) (see page 27 of the instructions) | NONE | | | |
| 8 Excess distributions carryover from 2005 not applied on line 5 or line 7 (see page 27 of the instructions) | NONE | | | |
| 9 Excess distributions carryover to 2011. Subtract lines 7 and 8 from line 6a | NONE | | | |
| 10 Analysis of line 9 | | | | |
| a Excess from 2006 | NONE | | | |
| b Excess from 2007 | NONE | | | |
| c Excess from 2008 | NONE | | | |
| d Excess from 2009 | NONE | | | |
| e Excess from 2010 | NONE | | | |

Part XIV Private Operating Foundations (see page 27 of the instructions and Part VII-A, question 9) **NOT APPLICABLE**

1a If the foundation has received a ruling or determination letter that it is a private operating foundation, and the ruling is effective for 2010, enter the date of the ruling

b Check box to indicate whether the foundation is a private operating foundation described in section 4942(j)(3) or 4942(j)(5)

| | Tax year | | | | (e) Total |
|--|----------|----------|----------|----------|-----------|
| | (a) 2010 | (b) 2009 | (c) 2008 | (d) 2007 | |
| 2a Enter the lesser of the adjusted net income from Part I or the minimum investment return from Part X for each year listed | | | | | |
| b 85% of line 2a | | | | | |
| c Qualifying distributions from Part XII, line 4 for each year listed | | | | | |
| d Amounts included in line 2c not used directly for active conduct of exempt activities | | | | | |
| e Qualifying distributions made directly for active conduct of exempt activities Subtract line 2d from line 2c | | | | | |
| 3 Complete 3a, b, or c for the alternative test relied upon | | | | | |
| a "Assets" alternative test - enter | | | | | |
| (1) Value of all assets | | | | | |
| (2) Value of assets qualifying under section 4942(j)(3)(B)(i). | | | | | |
| b "Endowment" alternative test - enter 2/3 of minimum investment return shown in Part X, line 6 for each year listed | | | | | |
| c "Support" alternative test - enter | | | | | |
| (1) Total support other than gross investment income (interest, dividends, rents, payments on securities loans (section 512(a)(5)), or royalties). | | | | | |
| (2) Support from general public and 5 or more exempt organizations as provided in section 4942(j)(3)(B)(iii) | | | | | |
| (3) Largest amount of support from an exempt organization | | | | | |
| (4) Gross investment income | | | | | |

Part XV Supplementary Information (Complete this part only if the foundation had \$5,000 or more in assets at any time during the year - see page 28 of the instructions.)

1 Information Regarding Foundation Managers:

a List any managers of the foundation who have contributed more than 2% of the total contributions received by the foundation before the close of any tax year (but only if they have contributed more than \$5,000) (See section 507(d)(2).)

N/A

b List any managers of the foundation who own 10% or more of the stock of a corporation (or an equally large portion of the ownership of a partnership or other entity) of which the foundation has a 10% or greater interest.

N/A

2 Information Regarding Contribution, Grant, Gift, Loan, Scholarship, etc., Programs:

Check here if the foundation only makes contributions to preselected charitable organizations and does not accept unsolicited requests for funds. If the foundation makes gifts, grants, etc (see page 28 of the instructions) to individuals or organizations under other conditions, complete items 2a, b, c, and d.

a The name, address, and telephone number of the person to whom applications should be addressed:

b The form in which applications should be submitted and information and materials they should include:

c Any submission deadlines:

d Any restrictions or limitations on awards, such as by geographical areas, charitable fields, kinds of institutions, or other factors:

Part XV Supplementary Information (continued)

3 Grants and Contributions Paid During the Year or Approved for Future Payment

| Recipient Name and address (home or business) | If recipient is an individual, show any relationship to any foundation manager or substantial contributor | Foundation status of recipient | Purpose of grant or contribution | Amount |
|---|--|--------------------------------------|-------------------------------------|---------|
| a <i>Paid during the year</i> SEE STATEMENT 13 | | | | |
| Total ► 3a | | | | 26,557. |
| b <i>Approved for future payment</i> | | | | |
| Total ► 3b | | | | |

**FORM 990-PF - PART IV
CAPITAL GAINS AND LOSSES FOR TAX ON INVESTMENT INCOME**

| Kind of Property | | Description | | | | P or D | Date acquired | Date sold |
|--|---------------------------------------|--|--------------------------|--------------------------------|------------------------------------|--------------|-------------------------|------------|
| Gross sale price less expenses of sale | Depreciation allowed/ allowable | Cost or other basis | FMV as of 12/31/69 | Adj basis as of 12/31/69 | Excess of FMV over adj basis | | Gain or (loss) | |
| | | TOTAL SHORT-TERM COMMON TRUST FUND AND PARTNERSHIP, S CORPORATION, AND OTHER ESTATES OR TRUST GAIN OR LOSS | | | | | -778. | |
| | | TOTAL LONG-TERM CAPITAL GAIN DIVIDENDS | | | | | 13,178. | |
| 18,150.00 | | 405. GILEAD SCIENCES INC PROPERTY TYPE: SECURITIES 18,422.00 | | | | | 09/29/2008 -272.00 | 01/07/2010 |
| | | 1. COLGATE PALMOLIVE CALL ON 01/2010 85 PROPERTY TYPE: SECURITIES -142.00 | | | | | 12/07/2009 142.00 | 01/15/2010 |
| 2,700.00 | | 176.702 AMERICAN CENTURY HERITAGE FUND - PROPERTY TYPE: SECURITIES 2,739.00 | | | | | 12/11/2009 -39.00 | 02/10/2010 |
| 10,910.00 | | 895. APPLIED MATLS INC PROPERTY TYPE: SECURITIES 16,432.00 | | | | | 01/19/2007 -5,522.00 | 02/10/2010 |
| 4,809.00 | | 100. CHUBB CORP W/1 RT/SH PROPERTY TYPE: SECURITIES 5,259.00 | | | | | 09/30/2008 -450.00 | 02/10/2010 |
| 2,732.00 | | 60. EMERSON ELEC CO W/1 RT/SH PROPERTY TYPE: SECURITIES 2,681.00 | | | | | 01/19/2007 51.00 | 02/10/2010 |
| 3,567.00 | | 55. EXXON MOBIL CORP PROPERTY TYPE: SECURITIES 4,155.00 | | | | | 02/13/2007 -588.00 | 02/10/2010 |
| 4,609.00 | | 30. GOLDMAN SACHS GROUP INC PROPERTY TYPE: SECURITIES 6,375.00 | | | | | 02/13/2007 -1,766.00 | 02/10/2010 |
| 4,500.00 | | 292.207 HUNTINGTON SITUS FUND III PROPERTY TYPE: SECURITIES 5,891.00 | | | | | 12/26/2006 -1,391.00 | 02/10/2010 |

**FORM 990-PF - PART IV
CAPITAL GAINS AND LOSSES FOR TAX ON INVESTMENT INCOME**

| Kind of Property | | Description | | | | P or D | Date acquired | Date sold |
|--|---------------------------------------|--|--------------------------|--------------------------------|------------------------------------|--------------|-------------------------|------------|
| Gross sale price less expenses of sale | Depreciation allowed/ allowable | Cost or other basis | FMV as of 12/31/69 | Adj basis as of 12/31/69 | Excess of FMV over adj basis | | Gain or (loss) | |
| 175.00 | | 9.066 JANUS PERKINS MID CAP VALUE FUND - PROPERTY TYPE: SECURITIES 177.00 | | | | | 12/18/2009 -2.00 | 02/10/2010 |
| 2,525.00 | | 130.903 JANUS PERKINS MID CAP VALUE FUND PROPERTY TYPE: SECURITIES 2,177.00 | | | | | 11/05/2008 348.00 | 02/10/2010 |
| 4,595.00 | | 95. PRUDENTIAL FINANCIAL INC PROPERTY TYPE: SECURITIES 8,691.00 | | | | | 02/13/2007 -4,096.00 | 02/10/2010 |
| 4,675.00 | | 95. TRAVELERS COS INC PROPERTY TYPE: SECURITIES 4,888.00 | | | | | 01/19/2007 -213.00 | 02/10/2010 |
| 83,680.00 | | 7719.557 HUNTINGTON INTERMEDIATE GOVT PROPERTY TYPE: SECURITIES 82,789.00 | | | | | 10/16/2009 891.00 | 03/18/2010 |
| 46,000.00 | | 3474.321 TEMPLETON GLOBAL BOND FUND CLAS PROPERTY TYPE: SECURITIES 42,559.00 | | | | | 03/17/2010 3,441.00 | 03/18/2010 |
| 50,000.00 | | 50000. FHLMC 3.8% 03/19/2013-2010 PROPERTY TYPE: SECURITIES 50,000.00 | | | | | 03/05/2008 | 03/19/2010 |
| 65,000.00 | | 5893.019 PIMCO TOTAL RETURN FUND - CLASS PROPERTY TYPE: SECURITIES 62,781.00 | | | | | 03/01/2010 2,219.00 | 04/01/2010 |
| 22,060.00 | | 1640.155 TEMPLETON GLOBAL BOND FUND CLAS PROPERTY TYPE: SECURITIES 19,861.00 | | | | | 08/18/2009 2,199.00 | 04/01/2010 |
| 42,940.00 | | 3192.559 TEMPLETON GLOBAL BOND FUND CLAS PROPERTY TYPE: SECURITIES 38,534.00 | | | | | 03/24/2008 4,406.00 | 04/01/2010 |
| 6,457.00 | | 40. GOLDMAN SACHS GROUP INC PROPERTY TYPE: SECURITIES 7,075.00 | | | | | 11/13/2009 -618.00 | 04/16/2010 |

**FORM 990-PF - PART IV
CAPITAL GAINS AND LOSSES FOR TAX ON INVESTMENT INCOME**

| Kind of Property | | Description | | | | P or D | Date acquired | Date sold |
|--|---------------------------------------|---|--------------------------|--------------------------------|------------------------------------|--------------|----------------------|-----------|
| Gross sale price less expenses of sale | Depreciation allowed/ allowable | Cost or other basis | FMV as of 12/31/69 | Adj basis as of 12/31/69 | Excess of FMV over adj basis | | Gain or (loss) | |
| 10,493.00 | | 65. GOLDMAN SACHS GROUP INC PROPERTY TYPE: SECURITIES 13,812.00 | | | | 02/13/2007 | 04/16/2010 | |
| | | | | | | -3,319.00 | | |
| 1,040.00 | | 40. AT&T INC PROPERTY TYPE: SECURITIES 1,427.00 | | | | 03/14/2008 | 04/23/2010 | |
| | | | | | | -387.00 | | |
| 4,000.00 | | 215.517 AMERICAN CENTURY HERITAGE FUND - PROPERTY TYPE: SECURITIES 3,341.00 | | | | 12/11/2009 | 04/23/2010 | |
| | | | | | | 659.00 | | |
| 3,461.00 | | 55. CANADIAN NATL RAILWAY COM PROPERTY TYPE: SECURITIES 3,219.00 | | | | 03/18/2010 | 04/23/2010 | |
| | | | | | | 242.00 | | |
| 4,006.00 | | 75. CHUBB CORP W/1 RT/SH PROPERTY TYPE: SECURITIES 3,902.00 | | | | 09/30/2008 | 04/23/2010 | |
| | | | | | | 104.00 | | |
| 4,000.00 | | 266.489 HUNTINGTON MID CORP AMERICA FD I PROPERTY TYPE: SECURITIES 3,757.00 | | | | 03/18/2010 | 04/23/2010 | |
| | | | | | | 243.00 | | |
| 20,000.00 | | 1846.722 HUNTINGTON INTL EQUITY FUND IV PROPERTY TYPE: SECURITIES 26,685.00 | | | | 02/26/2008 | 04/23/2010 | |
| | | | | | | -6,685.00 | | |
| 12,000.00 | | 649.702 HUNTINGTON SITUS FUND III PROPERTY TYPE: SECURITIES 13,098.00 | | | | 12/26/2006 | 04/23/2010 | |
| | | | | | | -1,098.00 | | |
| 3,583.00 | | 150. INTEL CORP PROPERTY TYPE: SECURITIES 3,195.00 | | | | 02/16/2007 | 04/23/2010 | |
| | | | | | | 388.00 | | |
| 8,397.00 | | 381.679 JANUS PERKINS MID CAP VALUE FUND PROPERTY TYPE: SECURITIES 8,000.00 | | | | 03/18/2010 | 04/23/2010 | |
| | | | | | | 397.00 | | |
| 2,603.00 | | 118.321 JANUS PERKINS MID CAP VALUE FUND PROPERTY TYPE: SECURITIES 1,968.00 | | | | 11/05/2008 | 04/23/2010 | |
| | | | | | | 635.00 | | |

**FORM 990-PF - PART IV
CAPITAL GAINS AND LOSSES FOR TAX ON INVESTMENT INCOME**

| Kind of Property | | Description | | | | P or D | Date acquired | Date sold |
|--|---------------------------------------|---|--------------------------|--------------------------------|------------------------------------|--------------|-------------------------|------------|
| Gross sale price less expenses of sale | Depreciation allowed/ allowable | Cost or other basis | FMV as of 12/31/69 | Adj basis as of 12/31/69 | Excess of FMV over adj basis | | Gain or (loss) | |
| 4,963.00 | | 145. JOHNSON CTLS INC W/1 RT/SH PROPERTY TYPE: SECURITIES 3,675.00 | | | | | 10/28/2008 1,288.00 | 04/23/2010 |
| 3,032.00 | | 240. NOKIA CORP ADR 'A' + PROPERTY TYPE: SECURITIES 5,570.00 | | | | | 02/16/2007 -2,538.00 | 04/23/2010 |
| 9,000.00 | | 295.761 OPPENHEIMER DEVELOPING MARKET FU PROPERTY TYPE: SECURITIES 8,667.00 | | | | | 03/18/2010 333.00 | 04/23/2010 |
| 1,751.00 | | 20. PRAXAIR INC PROPERTY TYPE: SECURITIES 1,631.00 | | | | | 12/11/2009 120.00 | 04/23/2010 |
| 3,921.00 | | 60. PRUDENTIAL FINANCIAL INC PROPERTY TYPE: SECURITIES 5,489.00 | | | | | 02/13/2007 -1,568.00 | 04/23/2010 |
| 3,428.00 | | 45. UNITED TECH CORP PROPERTY TYPE: SECURITIES 2,826.00 | | | | | 12/22/2006 602.00 | 04/23/2010 |
| 4,765.00 | | 110. NOBLE CORP PROPERTY TYPE: SECURITIES 4,921.00 | | | | | 02/05/2008 -156.00 | 04/23/2010 |
| 2,303.00 | | 90. AT&T INC PROPERTY TYPE: SECURITIES 3,020.00 | | | | | 11/04/2008 -717.00 | 05/19/2010 |
| 1,656.00 | | 20. COLGATE PALMOLIVE PROPERTY TYPE: SECURITIES 1,695.00 | | | | | 03/18/2010 -39.00 | 05/19/2010 |
| 21,019.00 | | 2169.152 HUNTINGTON INTL EQUITY FUND IV PROPERTY TYPE: SECURITIES 23,090.00 | | | | | 12/31/2009 -2,071.00 | 05/19/2010 |
| 54,981.00 | | 5673.985 HUNTINGTON INTL EQUITY FUND IV PROPERTY TYPE: SECURITIES 61,819.00 | | | | | 04/03/2009 -6,838.00 | 05/19/2010 |

**FORM 990-PF - PART IV
CAPITAL GAINS AND LOSSES FOR TAX ON INVESTMENT INCOME**

| Kind of Property | | Description | | | | P or D | Date acquired | Date sold |
|--|---------------------------------------|--|--------------------------|--------------------------------|------------------------------------|--------------|-------------------------|------------|
| Gross sale price less expenses of sale | Depreciation allowed/ allowable | Cost or other basis | FMV as of 12/31/69 | Adj basis as of 12/31/69 | Excess of FMV over adj basis | | Gain or (loss) | |
| 1,879.00 | | 45. MEDTRONIC INC W/1 RT/SH PROPERTY TYPE: SECURITIES 2,206.00 | | | | | 03/05/2008 -327.00 | 05/19/2010 |
| 1,927.00 | | 60. MERCK & CO INC PROPERTY TYPE: SECURITIES 2,296.00 | | | | | 03/18/2010 -369.00 | 05/19/2010 |
| 22,000.00 | | 799.419 OPPENHEIMER DEVELOPING MARKET FU PROPERTY TYPE: SECURITIES 22,791.00 | | | | | 11/16/2009 -791.00 | 05/19/2010 |
| 31,600.00 | | 2836.625 PIMCO TOTAL RETURN FUND - CLASS PROPERTY TYPE: SECURITIES 30,060.00 | | | | | 05/01/2010 1,540.00 | 05/19/2010 |
| 1,985.00 | | 30. PEPSICO INC PROPERTY TYPE: SECURITIES 1,803.00 | | | | | 02/10/2010 182.00 | 05/19/2010 |
| 1,897.00 | | 30. PROCTER & GAMBLE CO PROPERTY TYPE: SECURITIES 1,949.00 | | | | | 02/06/2007 -52.00 | 05/19/2010 |
| 1,951.00 | | 149.768 TEMPLETON GLOBAL BOND FUND CLASS PROPERTY TYPE: SECURITIES 2,008.00 | | | | | 05/19/2010 -57.00 | 05/19/2010 |
| 41,749.00 | | 3204.031 TEMPLETON GLOBAL BOND FUND CLAS PROPERTY TYPE: SECURITIES 38,673.00 | | | | | 03/05/2008 3,076.00 | 05/19/2010 |
| 1,916.00 | | 35. TEVA PHARMACEUTICAL INDS ADR PROPERTY TYPE: SECURITIES 1,830.00 | | | | | 11/13/2009 86.00 | 05/19/2010 |
| 5,196.00 | | 155. NOBLE CORP PROPERTY TYPE: SECURITIES 5,118.00 | | | | | 07/29/2009 78.00 | 05/19/2010 |
| 7,375.00 | | 220. NOBLE CORP PROPERTY TYPE: SECURITIES 9,372.00 | | | | | 09/29/2008 -1,997.00 | 05/19/2010 |

**FORM 990-PF - PART IV
CAPITAL GAINS AND LOSSES FOR TAX ON INVESTMENT INCOME**

| Kind of Property | | Description | | | | P or D | Date acquired | Date sold |
|--|---------------------------------------|---|--------------------------|--------------------------------|------------------------------------|--------------|----------------------|-----------|
| Gross sale price less expenses of sale | Depreciation allowed/ allowable | Cost or other basis | FMV as of 12/31/69 | Adj basis as of 12/31/69 | Excess of FMV over adj basis | | Gain or (loss) | |
| 1,600.00 | | 96.386 AMERICAN CENTURY HERITAGE FUND - PROPERTY TYPE: SECURITIES 1,601.00 | | | | 05/19/2010 | 06/23/2010 | |
| | | | | | | -1.00 | | |
| 9,800.00 | | 981.964 HUNTINGTON INTL EQUITY FUND IV PROPERTY TYPE: SECURITIES 7,453.00 | | | | 01/29/2009 | 06/23/2010 | |
| | | | | | | 2,347.00 | | |
| 1,600.00 | | 80.16 JANUS PERKINS MID CAP VALUE FUND - PROPERTY TYPE: SECURITIES 1,632.00 | | | | 05/19/2010 | 06/23/2010 | |
| | | | | | | -32.00 | | |
| 2,000.00 | | 68.353 OPPENHEIMER DEVELOPING MARKET FUN PROPERTY TYPE: SECURITIES 1,949.00 | | | | 11/16/2009 | 06/23/2010 | |
| | | | | | | 51.00 | | |
| 25,000.00 | | 1461.988 AMERICAN CENTURY HERITAGE FUND PROPERTY TYPE: SECURITIES 24,284.00 | | | | 05/19/2010 | 08/06/2010 | |
| | | | | | | 716.00 | | |
| 2,909.00 | | 50. BALL CORP W/1 RT/SH PROPERTY TYPE: SECURITIES 2,699.00 | | | | 03/18/2010 | 08/06/2010 | |
| | | | | | | 210.00 | | |
| 13,910.00 | | 310. BAXTER INTL INC W/1 RT/SH PROPERTY TYPE: SECURITIES 18,237.00 | | | | 01/07/2010 | 08/06/2010 | |
| | | | | | | -4,327.00 | | |
| 3,139.00 | | 120. BRISTOL MYERS SQUIBB CO PROPERTY TYPE: SECURITIES 3,305.00 | | | | 02/13/2007 | 08/06/2010 | |
| | | | | | | -166.00 | | |
| 4,153.00 | | 115. CENTURYTEL INC PROPERTY TYPE: SECURITIES 4,125.00 | | | | 03/18/2010 | 08/06/2010 | |
| | | | | | | 28.00 | | |
| 2,950.00 | | 160. COMCAST CORP CL A PROPERTY TYPE: SECURITIES 2,833.00 | | | | 05/19/2010 | 08/06/2010 | |
| | | | | | | 117.00 | | |
| 4,784.00 | | 85. CONOCOPHILLIPS PROPERTY TYPE: SECURITIES 5,613.00 | | | | 02/16/2007 | 08/06/2010 | |
| | | | | | | -829.00 | | |

**FORM 990-PF - PART IV
CAPITAL GAINS AND LOSSES FOR TAX ON INVESTMENT INCOME**

| Kind of Property | | Description | | | | P or D | Date acquired | Date sold |
|--|---------------------------------------|--|--------------------------|--------------------------------|------------------------------------|--------------|----------------------|-----------|
| Gross sale price less expenses of sale | Depreciation allowed/ allowable | Cost or other basis | FMV as of 12/31/69 | Adj basis as of 12/31/69 | Excess of FMV over adj basis | | Gain or (loss) | |
| 4,349.00 | | 65. DEERE & CO W/1 RT/SH PROPERTY TYPE: SECURITIES 3,075.00 | | | | 12/22/2006 | 08/06/2010 | |
| | | | | | | 1,274.00 | | |
| 4,213.00 | | 85. EMERSON ELEC CO W/1 RT/SH PROPERTY TYPE: SECURITIES 3,799.00 | | | | 01/19/2007 | 08/06/2010 | |
| | | | | | | 414.00 | | |
| 4,605.00 | | 75. EXXON MOBIL CORP PROPERTY TYPE: SECURITIES 5,666.00 | | | | 02/13/2007 | 08/06/2010 | |
| | | | | | | -1,061.00 | | |
| 4,101.00 | | 65. GENERAL DYNAMICS W/1 RT/SH PROPERTY TYPE: SECURITIES 5,270.00 | | | | 09/18/2007 | 08/06/2010 | |
| | | | | | | -1,169.00 | | |
| 53,000.00 | | 5009.452 HUNTINGTON INTL EQUITY FUND IV PROPERTY TYPE: SECURITIES 36,908.00 | | | | 03/18/2009 | 08/06/2010 | |
| | | | | | | 16,092.00 | | |
| 17,000.00 | | 1029.056 HUNTINGTON SITUS FUND III PROPERTY TYPE: SECURITIES 19,903.00 | | | | 06/11/2008 | 08/06/2010 | |
| | | | | | | -2,903.00 | | |
| 16,116.00 | | 790. INTEL CORP PROPERTY TYPE: SECURITIES 16,827.00 | | | | 02/16/2007 | 08/06/2010 | |
| | | | | | | -711.00 | | |
| 25,000.00 | | 1238.851 JANUS PERKINS MID CAP VALUE FUN PROPERTY TYPE: SECURITIES 25,223.00 | | | | 05/19/2010 | 08/06/2010 | |
| | | | | | | -223.00 | | |
| 2,916.00 | | 100. JOHNSON CTLS INC W/1 RT/SH PROPERTY TYPE: SECURITIES 1,541.00 | | | | 10/28/2008 | 08/06/2010 | |
| | | | | | | 1,375.00 | | |
| 2,914.00 | | 55. NEXTERA ENERGY INC PROPERTY TYPE: SECURITIES 3,250.00 | | | | 02/13/2007 | 08/06/2010 | |
| | | | | | | -336.00 | | |
| 2,920.00 | | 40. NIKE INC CL B PROPERTY TYPE: SECURITIES 2,588.00 | | | | 12/12/2007 | 08/06/2010 | |
| | | | | | | 332.00 | | |

**FORM 990-PF - PART IV
CAPITAL GAINS AND LOSSES FOR TAX ON INVESTMENT INCOME**

| Kind of Property | | Description | | | | P or D | Date acquired | Date sold |
|--|---------------------------------------|--|--------------------------|--------------------------------|------------------------------------|--------------|-------------------------|------------|
| Gross sale price less expenses of sale | Depreciation allowed/ allowable | Cost or other basis | FMV as of 12/31/69 | Adj basis as of 12/31/69 | Excess of FMV over adj basis | | Gain or (loss) | |
| 9,922.00 | | 1060. NOKIA CORP ADR 'A' + PROPERTY TYPE: SECURITIES 16,778.00 | | | | | 07/29/2009 -6,856.00 | 08/06/2010 |
| 12,700.00 | | 410.472 OPPENHEIMER DEVELOPING MARKET FU PROPERTY TYPE: SECURITIES 11,703.00 | | | | | 11/16/2009 997.00 | 08/06/2010 |
| 2,607.00 | | 30. PRAXAIR INC PROPERTY TYPE: SECURITIES 2,446.00 | | | | | 12/11/2009 161.00 | 08/06/2010 |
| 17,000.00 | | 948.131 ROYCE SPECIAL EQUITY FUND PROPERTY TYPE: SECURITIES 17,702.00 | | | | | 05/19/2010 -702.00 | 08/06/2010 |
| 3,090.00 | | 60. SEMPRA ENERGY PROPERTY TYPE: SECURITIES 3,207.00 | | | | | 12/11/2009 -117.00 | 08/06/2010 |
| 15,376.00 | | 310. TRAVELERS COS INC PROPERTY TYPE: SECURITIES 16,225.00 | | | | | 04/16/2010 -849.00 | 08/06/2010 |
| 963.00 | | 15. CANADIAN NATL RAILWAY COM PROPERTY TYPE: SECURITIES 878.00 | | | | | 03/18/2010 85.00 | 09/22/2010 |
| 1,926.00 | | 30. CANADIAN NATL RAILWAY COM PROPERTY TYPE: SECURITIES 1,289.00 | | | | | 12/22/2006 637.00 | 09/22/2010 |
| 1,181.00 | | 30. CENTURYTEL INC PROPERTY TYPE: SECURITIES 1,045.00 | | | | | 03/18/2010 136.00 | 09/22/2010 |
| 2,156.00 | | 30. DEERE & CO W/1 RT/SH PROPERTY TYPE: SECURITIES 1,413.00 | | | | | 09/29/2008 743.00 | 09/22/2010 |
| 1,032.00 | | 20. EMERSON ELEC CO W/1 RT/SH PROPERTY TYPE: SECURITIES 799.00 | | | | | 09/29/2008 233.00 | 09/22/2010 |

**FORM 990-PF - PART IV
CAPITAL GAINS AND LOSSES FOR TAX ON INVESTMENT INCOME**

| Kind of Property | | Description | | | | P or D | Date acquired | Date sold |
|--|---------------------------------------|--|--------------------------|--------------------------------|------------------------------------|--------------|------------------------|------------|
| Gross sale price less expenses of sale | Depreciation allowed/ allowable | Cost or other basis | FMV as of 12/31/69 | Adj basis as of 12/31/69 | Excess of FMV over adj basis | | Gain or (loss) | |
| 2,031.00 | | 55. GENERAL MILLS INC W/1 RT/SH PROPERTY TYPE: SECURITIES 1,561.00 | | | | | 01/19/2007 470.00 | 09/22/2010 |
| 2,056.00 | | 45. MOLSON COORS BREWING CO B PROPERTY TYPE: SECURITIES 1,968.00 | | | | | 03/18/2010 88.00 | 09/22/2010 |
| 71,000.00 | | 6141.869 PIMCO TOTAL RETURN FUND - CLASS PROPERTY TYPE: SECURITIES 70,274.00 | | | | | 09/01/2010 726.00 | 09/22/2010 |
| 14,134.00 | | 330. TIDEWATER INC W/1 RT/SH PROPERTY TYPE: SECURITIES 14,892.00 | | | | | 07/29/2009 -758.00 | 09/22/2010 |
| 1.00 | | .048 HUNTINGTON INTL EQUITY FUND IV PROPERTY TYPE: SECURITIES | | | | | 08/26/2010 1.00 | 09/29/2010 |
| 28,999.00 | | 2648.354 HUNTINGTON INTL EQUITY FUND IV PROPERTY TYPE: SECURITIES 19,465.00 | | | | | 03/18/2009 9,534.00 | 09/29/2010 |
| 100,000.00 | | 9009.009 HUNTINGTON INTERMEDIATE GOVT PROPERTY TYPE: SECURITIES 100,000.00 | | | | | 08/06/2010 | 09/29/2010 |
| 9,000.00 | | 270.108 OPPENHEIMER DEVELOPING MARKET FU PROPERTY TYPE: SECURITIES 7,701.00 | | | | | 11/16/2009 1,299.00 | 09/29/2010 |
| 32,800.00 | | 2394.161 TEMPLETON GLOBAL BOND FUND CLAS PROPERTY TYPE: SECURITIES 32,069.00 | | | | | 09/17/2010 731.00 | 09/29/2010 |
| 3,000.00 | | 143.403 AMERICAN CENTURY HERITAGE FUND - PROPERTY TYPE: SECURITIES 2,382.00 | | | | | 05/19/2010 618.00 | 12/09/2010 |
| 4,100.00 | | 210.256 HUNTINGTON SITUS FUND III PROPERTY TYPE: SECURITIES 3,943.00 | | | | | 06/11/2008 157.00 | 12/09/2010 |

**FORM 990-PF - PART IV
CAPITAL GAINS AND LOSSES FOR TAX ON INVESTMENT INCOME**

| Kind of Property | | Description | | | | P or D | Date acquired | Date sold |
|--|---------------------------------------|---|--------------------------|--------------------------------|------------------------------------|--------------|---------------------------|------------|
| Gross sale price less expenses of sale | Depreciation allowed/ allowable | Cost or other basis | FMV as of 12/31/69 | Adj basis as of 12/31/69 | Excess of FMV over adj basis | | Gain or (loss) | |
| 5,034.00 | | 65. UNITED TECH CORP PROPERTY TYPE: SECURITIES 4,081.00 | | | | | 12/22/2006 953.00 | 12/09/2010 |
| TOTAL GAIN (LOSS) | | | | | | | ----- 11,589. ===== | |

FORM 990PF, PART I - DIVIDENDS AND INTEREST FROM SECURITIES

| DESCRIPTION | REVENUE AND EXPENSES PER BOOKS | NET INVESTMENT INCOME |
|--|--------------------------------|-----------------------|
| AT&T INC | 580. | 580. |
| APACHE CORP W/1 RT/SH | 91. | 91. |
| BALL CORP W/1 RT/SH | 84. | 84. |
| BAXTER INTL INC W/1 RT/SH | 180. | 180. |
| BRISTOL MYERS SQUIBB CO | 909. | 909. |
| CANADIAN NATL RAILWAY COM | 263. | 263. |
| CENTURYTEL INC | 834. | 834. |
| CHEVRONTEXACO CORP | 281. | 281. |
| CHUBB CORP W/1 RT/SH | 513. | 513. |
| COLGATE PALMOLIVE | 408. | 408. |
| COMCAST CORP CL A | 230. | 230. |
| CONOCOPHILLIPS | 529. | 529. |
| DEERE & CO W/1 RT/SH | 314. | 314. |
| EMERSON ELEC CO W/1 RT/SH | 475. | 475. |
| EXXON MOBIL CORP | 427. | 427. |
| FPL GROUP INC W/1 RT/SH | 90. | 90. |
| FHLMC 3.8% 03/19/2013-2010 | 950. | 950. |
| GENERAL DYNAMICS W/1 RT/SH | 358. | 358. |
| GENERAL MILLS INC W/1 RT/SH | 468. | 468. |
| GOLDMAN SACHS GROUP INC | 37. | 37. |
| HEWLETT PACKARD | 170. | 170. |
| HUNTINGTON MID CORP AMERICA FD IV | 55. | 55. |
| HUNTINGTON INTL EQUITY FUND IV | 1,330. | 1,330. |
| ILLINOIS TOOL WORKS | 133. | 133. |
| INTEL CORP | 397. | 397. |
| JP MORGAN CHASE & CO | 69. | 69. |
| JANUS PERKINS MID CAP VALUE FUND - CLASS | 844. | 844. |
| JOHNSON CTLS INC W/1 RT/SH | 296. | 296. |
| LOWES COS INC W/1 RT/SH | 163. | 163. |
| MCDONALDS CORP W/1 RT/SH | 407. | 407. |
| MEDTRONIC INC W/1 RT/SH | 327. | 327. |
| MERCK & CO INC | 726. | 726. |

FORM 990PF, PART I - DIVIDENDS AND INTEREST FROM SECURITIES

| DESCRIPTION | REVENUE AND EXPENSES PER BOOKS | NET INVESTMENT INCOME |
|--|---|-----------------------------|
| MICROSOFT CORP | 409. | 409. |
| MOLSON COORS BREWING CO B | 364. | 364. |
| HUNTINGTON CONSERVATIVE DEPOSIT ACCOUNT | 410. | 410. |
| HUNTINGTON INTERMEDIATE GOVT | 9,570. | 9,570. |
| NEXTERA ENERGY INC | 215. | 215. |
| NIKE INC CL B | 248. | 248. |
| NOKIA CORP ADR 'A' + | 517. | 517. |
| OCCIDENTAL PETROLEUM CORP | 196. | 196. |
| ORACLE CORPORATION W/1 RT/SH | 166. | 166. |
| OPPENHEIMER DEVELOPING MARKET FUND - CLA | 161. | 161. |
| PIMCO TOTAL RETURN FUND - CLASS A | 32,572. | 32,572. |
| PEPSICO INC | 438. | 438. |
| PRAXAIR INC | 261. | 261. |
| PROCTER & GAMBLE CO | 508. | 508. |
| PRUDENTIAL FINANCIAL INC | 351. | 351. |
| ROYCE SPECIAL EQUITY FUND | 356. | 356. |
| SPDR REGIONAL BANKING | 191. | 191. |
| SCHLUMBERGER LTD | 36. | 36. |
| SEMPRA ENERGY | 351. | 351. |
| TEMPLETON GLOBAL BOND FUND CLASS A | 15,151. | 15,151. |
| TEVA PHARMACEUTICAL INDS ADR | 223. | 223. |
| THORNBERG INTERNATIONAL VALUE - I SHARES | 1,373. | 1,373. |
| TIDEWATER INC W/1 RT/SH | 248. | 248. |
| TRAVELERS COS INC | 621. | 621. |
| UNITED TECH CORP | 376. | 376. |
| ACCENTURE PLC CL A | 371. | 371. |
| NOBLE CORP | 39. | 39. |
| HUNTINGTON EQUITY PROTECTION STRATEGIC C | 183. | 183. |
| TOTAL | 78,843. | 78,843. |

FORM 990PF, PART I - OTHER INCOME
=====

| DESCRIPTION ----- | REVENUE AND EXPENSES PER BOOKS ----- |
|----------------------|--|
| TOTALS | ----- 3,810. ===== |

FORM 990PF, PART I - LEGAL FEES
=====

| DESCRIPTION | REVENUE AND EXPENSES PER BOOKS | NET INVESTMENT INCOME | ADJUSTED NET INCOME | CHARITABLE PURPOSES |
|--------------------------------|---|-----------------------------|---------------------------|------------------------|
| LEGAL FEES - PRINCIPAL (ALLOCA | 852. | | | 852. |
| TOTALS | 852. | NONE | NONE | 852. |

FORM 990PF, PART I - INTEREST EXPENSE
=====

| DESCRIPTION ----- | REVENUE AND EXPENSES PER BOOKS ----- | NET INVESTMENT INCOME ----- |
|-------------------------------|--|--------------------------------------|
| DIVIDEND INVESTMENT EXPENSE - | 4. | 4. |
| TOTALS | 4. | 4. |
| | ===== | ===== |

FORM 990PF, PART I - TAXES
=====

| DESCRIPTION ----- | REVENUE AND EXPENSES PER BOOKS ----- | NET INVESTMENT INCOME ----- |
|--------------------------------|--|--------------------------------------|
| FOREIGN TAXES | 138. | 138. |
| FEDERAL ESTIMATES - PRINCIPAL | 955. | |
| FOREIGN TAXES ON QUALIFIED FOR | 466. | 466. |
| FOREIGN TAXES ON NONQUALIFIED | 188. | 188. |
| TOTALS | 1,747. | 792. |
| | ===== | ===== |

HAGAR RES CHARITABLE TRUST 7220000481

31-6206958

FORM 990PF, PART I - OTHER EXPENSES
=====

| DESCRIPTION ----- | REVENUE AND EXPENSES PER BOOKS ----- | CHARITABLE PURPOSES ----- |
|-------------------------------|--|---------------------------------|
| OTHER NON-ALLOCABLE EXPENSE - | 2,350. | 2,350. |
| TOTALS | ----- 2,350. ===== | ----- 2,350. ===== |

FORM 990PF, PART III - OTHER DECREASES IN NET WORTH OR FUND BALANCES

=====

| DESCRIPTION ----- | AMOUNT ----- |
|----------------------|-----------------|
| ACCRUAL ADJUSTMENTS | 126. |
| | ----- |
| TOTAL | 126. |
| | ===== |

STATE(S) WHERE THE FOUNDATION IS REGISTERED
=====

OH

FORM 990PF, PART VIII - LIST OF OFFICERS, DIRECTORS, AND TRUSTEES

=====

OFFICER NAME:

HUNTINGTON NATIONAL BANK

ADDRESS:

422 MAIN STREET

ZANESVILLE, OH 43702

TITLE:

TRUSTEE

AVERAGE HOURS PER WEEK DEVOTED TO POSITION: 4

COMPENSATION 10,916.

TOTAL COMPENSATION: 10,916.

=====

=====

RECIPIENT NAME:

SIX COUNTY MENTAL HEALTH SVCS
ATTN: JOHN CREEK

ADDRESS:

2845 BELL STREET
ZANESVILLE, OH 43701

RELATIONSHIP:

NONE

PURPOSE OF GRANT:

FINANCIAL SUPPORT

FOUNDATION STATUS OF RECIPIENT:

EXEMPT

AMOUNT OF GRANT PAID 2,656.

RECIPIENT NAME:

ZANESVILLE MUSEUM OF ART
ATTN: SUSAN TALBOTT-STANAWAY

ADDRESS:

620 MILITARY ROAD
ZANESVILLE, OH 43701

RELATIONSHIP:

NONE

PURPOSE OF GRANT:

FINANCIAL SUPPORT

FOUNDATION STATUS OF RECIPIENT:

EXEMPT

AMOUNT OF GRANT PAID 2,656.

RECIPIENT NAME:

UNITED WAY OF MUSKINGUM, PERRY
& MORGAN COUNTIES, INC.

ADDRESS:

526 PUTNAM AVENUE
ZANESVILLE, OH 43701-4933

RELATIONSHIP:

NONE

PURPOSE OF GRANT:

FINANCIAL SUPPORT

FOUNDATION STATUS OF RECIPIENT:

EXEMPT

AMOUNT OF GRANT PAID 5,311.

=====

RECIPIENT NAME:

GOOD SAMARITAN MEDICAL CENTER

ADDRESS:

2800 MAPLE AVENUE
ZANESVILLE, OH 43701-2882

RELATIONSHIP:

NONE

PURPOSE OF GRANT:

FINANCIAL SUPPORT

FOUNDATION STATUS OF RECIPIENT:

EXEMPT

AMOUNT OF GRANT PAID 5,311.

RECIPIENT NAME:

GENESIS HEALTHCARE FOUNDATION

ATTN: PAUL MCCLELLAND

ADDRESS:

1135 MAPLE AVENUE
ZANESVILLE, OH 43701-1407

RELATIONSHIP:

NONE

PURPOSE OF GRANT:

FINANCIAL SUPPORT

FOUNDATION STATUS OF RECIPIENT:

EXEMPT

AMOUNT OF GRANT PAID 5,311.

RECIPIENT NAME:

SALVATION ARMY

ADDRESS:

515 PUTNAM AVEBUE
ZANESVILLE, OH 43701

RELATIONSHIP:

NONE

PURPOSE OF GRANT:

FINANCIAL SUPPORT

FOUNDATION STATUS OF RECIPIENT:

EXEMPT

AMOUNT OF GRANT PAID 2,656.

HAGAR RES CHARITABLE TRUST 7220000481

31-6206958

FORM 990PF, PART XV, LINE 3 - CONTRIBUTIONS, GIFTS, GRANTS PAID

=====

RECIPIENT NAME:

AMERICAN CANCER SOCIETY

ATTN: BILL M. ROBERTS

ADDRESS:

P.O. BOX 720366

OKLAHOMA CITY, OK 73162

RELATIONSHIP:

NONE

PURPOSE OF GRANT:

FINANCIAL SUPPORT

FOUNDATION STATUS OF RECIPIENT:

EXEMPT

AMOUNT OF GRANT PAID 2,656.

TOTAL GRANTS PAID:

26,557.

=====

HAGAR RES CHARITABLE TRUST 7220000481
 Schedule D Detail of Short-term Capital Gains and Losses

31-6206958

| Description | Date Acquired | Date Sold | Gross Sales Price | Cost or Other Basis | Short-term Gain/Loss |
|--|---------------|------------|-------------------|---------------------|----------------------|
| CAPITAL GAINS (LOSSES) HELD FOR INVESTMENT PURPOSES | | | | | |
| 1. COLGATE PALMOLIVE CALL | 12/07/2009 | 01/15/2010 | | -142.00 | 142.00 |
| 176.702 AMERICAN CENTURY | | | | | |
| HERITAGE FUND - INVESTO | 12/11/2009 | 02/10/2010 | 2,700.00 | 2,739.00 | -39.00 |
| 9.066 JANUS PERKINS MID | | | | | |
| CAP VALUE FUND - CLASS | 12/18/2009 | 02/10/2010 | 175.00 | 177.00 | -2.00 |
| 7719.557 HUNTINGTON | 10/16/2009 | 03/18/2010 | 83,680.00 | 82,789.00 | 891.00 |
| 3474.321 TEMPLETON GLOBAL | | | | | |
| BOND FUND CLASS A | 03/17/2010 | 03/18/2010 | 46,000.00 | 42,559.00 | 3,441.00 |
| 5893.019 PIMCO TOTAL | | | | | |
| RETURN FUND - CLASS A | 03/01/2010 | 04/01/2010 | 65,000.00 | 62,781.00 | 2,219.00 |
| 1640.155 TEMPLETON GLOBAL | | | | | |
| BOND FUND CLASS A | 08/18/2009 | 04/01/2010 | 22,060.00 | 19,861.00 | 2,199.00 |
| 40. GOLDMAN SACHS GROUP | 11/13/2009 | 04/16/2010 | 6,457.00 | 7,075.00 | -618.00 |
| 215.517 AMERICAN CENTURY | | | | | |
| HERITAGE FUND - INVESTO | 12/11/2009 | 04/23/2010 | 4,000.00 | 3,341.00 | 659.00 |
| 55. CANADIAN NATL RAILWAY | 03/18/2010 | 04/23/2010 | 3,461.00 | 3,219.00 | 242.00 |
| 266.489 HUNTINGTON MID | 03/18/2010 | 04/23/2010 | 4,000.00 | 3,757.00 | 243.00 |
| 381.679 JANUS PERKINS MID | | | | | |
| CAP VALUE FUND - CLASS | 03/18/2010 | 04/23/2010 | 8,397.00 | 8,000.00 | 397.00 |
| 295.761 OPPENHEIMER | | | | | |
| DEVELOPING MARKET FUND - CIA | 03/18/2010 | 04/23/2010 | 9,000.00 | 8,667.00 | 333.00 |
| 20. PRAXAIR INC | 12/11/2009 | 04/23/2010 | 1,751.00 | 1,631.00 | 120.00 |
| 20. COLGATE PALMOLIVE | 03/18/2010 | 05/19/2010 | 1,656.00 | 1,695.00 | -39.00 |
| 2169.152 HUNTINGTON INTL | 12/31/2009 | 05/19/2010 | 21,019.00 | 23,090.00 | -2,071.00 |
| 60. MERCK & CO INC | 03/18/2010 | 05/19/2010 | 1,927.00 | 2,296.00 | -369.00 |
| 799.419 OPPENHEIMER | | | | | |
| DEVELOPING MARKET FUND - CIA | 11/16/2009 | 05/19/2010 | 22,000.00 | 22,791.00 | -791.00 |
| 2836.625 PIMCO TOTAL | | | | | |
| RETURN FUND - CLASS A | 05/01/2010 | 05/19/2010 | 31,600.00 | 30,060.00 | 1,540.00 |
| 30. PEPSICO INC | 02/10/2010 | 05/19/2010 | 1,985.00 | 1,803.00 | 182.00 |
| 149.768 TEMPLETON GLOBAL | | | | | |
| BOND FUND CLASS A | 05/19/2010 | 05/19/2010 | 1,951.00 | 2,008.00 | -57.00 |
| Totals | | | | | |

HAGAR RES CHARITABLE TRUST 7220000481
 Schedule D Detail of Short-term Capital Gains and Losses

31-6206958

| Description | Date Acquired | Date Sold | Gross Sales Price | Cost or Other Basis | Short-term Gain/Loss |
|--|------------------|--------------|----------------------|------------------------|-------------------------|
| 35. TEVA PHARMACEUTICAL | 11/13/2009 | 05/19/2010 | 1,916.00 | 1,830.00 | 86.00 |
| 155. NOBLE CORP | 07/29/2009 | 05/19/2010 | 5,196.00 | 5,118.00 | 78.00 |
| 96.386 AMERICAN CENTURY HERITAGE FUND - INVESTO | 05/19/2010 | 06/23/2010 | 1,600.00 | 1,601.00 | -1.00 |
| 80.16 JANUS PERKINS MID CAP VALUE FUND - CLASS | 05/19/2010 | 06/23/2010 | 1,600.00 | 1,632.00 | -32.00 |
| 68.353 OPPENHEIMER DEVELOPING MARKET FUND - CLA | 11/16/2009 | 06/23/2010 | 2,000.00 | 1,949.00 | 51.00 |
| 1461.988 AMERICAN CENTURY HERITAGE FUND - INVESTO | 05/19/2010 | 08/06/2010 | 25,000.00 | 24,284.00 | 716.00 |
| 50. BALL CORP W/1 RT/SH | 03/18/2010 | 08/06/2010 | 2,909.00 | 2,699.00 | 210.00 |
| 310. BAXTER INTL INC W/1 | 01/07/2010 | 08/06/2010 | 13,910.00 | 18,237.00 | -4,327.00 |
| 115. CENTURYTEL INC | 03/18/2010 | 08/06/2010 | 4,153.00 | 4,125.00 | 28.00 |
| 160. COMCAST CORP CL A | 05/19/2010 | 08/06/2010 | 2,950.00 | 2,833.00 | 117.00 |
| 1238.851 JANUS PERKINS MID CAP VALUE FUND - CLASS | 05/19/2010 | 08/06/2010 | 25,000.00 | 25,223.00 | -223.00 |
| 410.472 OPPENHEIMER DEVELOPING MARKET FUND - CLA | 11/16/2009 | 08/06/2010 | 12,700.00 | 11,703.00 | 997.00 |
| 30. PRAXAIR INC | 12/11/2009 | 08/06/2010 | 2,607.00 | 2,446.00 | 161.00 |
| 948.131 ROYCE SPECIAL | 05/19/2010 | 08/06/2010 | 17,000.00 | 17,702.00 | -702.00 |
| 60. SEMPRA ENERGY | 12/11/2009 | 08/06/2010 | 3,090.00 | 3,207.00 | -117.00 |
| 310. TRAVELERS COS INC | 04/16/2010 | 08/06/2010 | 15,376.00 | 16,225.00 | -849.00 |
| 15. CANADIAN NATL RAILWAY | 03/18/2010 | 09/22/2010 | 963.00 | 878.00 | 85.00 |
| 30. CENTURYTEL INC | 03/18/2010 | 09/22/2010 | 1,181.00 | 1,045.00 | 136.00 |
| 45. MOLSON COORS BREWING | 03/18/2010 | 09/22/2010 | 2,056.00 | 1,968.00 | 88.00 |
| 6141.869 PIMCO TOTAL RETURN FUND - CLASS A | 09/01/2010 | 09/22/2010 | 71,000.00 | 70,274.00 | 726.00 |
| .048 HUNTINGTON INTL | 08/26/2010 | 09/29/2010 | 1.00 | | 1.00 |
| 9009.009 HUNTINGTON | 08/06/2010 | 09/29/2010 | 100,000.00 | 100,000.00 | |
| 270.108 OPPENHEIMER DEVELOPING MARKET FUND - CLA | 11/16/2009 | 09/29/2010 | 9,000.00 | 7,701.00 | 1,299.00 |
| 2394.161 TEMPLETON GLOBAL BOND FUND CLASS A | 09/17/2010 | 09/29/2010 | 32,800.00 | 32,069.00 | 731.00 |
| 143.403 AMERICAN CENTURY HERITAGE FUND - INVESTO | 05/19/2010 | 12/09/2010 | 3,000.00 | 2,382.00 | 618.00 |
| Totals | | | | | |

JSA
0F0971 2 000

HAGAR RES CHARITABLE TRUST 7220000481
 Schedule D Detail of Long-term Capital Gains and Losses

31-6206958

| Description | Date Acquired | Date Sold | Gross Sales Price | Cost or Other Basis | Long-term Gain/Loss |
|--|---------------|------------|-------------------|---------------------|---------------------|
| CAPITAL GAINS (LOSSES) HELD FOR INVESTMENT PURPOSES | | | | | |
| 405. GILEAD SCIENCES INC | 09/29/2008 | 01/07/2010 | 18,150.00 | 18,422.00 | -272.00 |
| 895. APPLIED MATLS INC | 01/19/2007 | 02/10/2010 | 10,910.00 | 16,432.00 | -5,522.00 |
| 100. CHUBB CORP W/1 RT/SH | 09/30/2008 | 02/10/2010 | 4,809.00 | 5,259.00 | -450.00 |
| 60. EMERSON ELEC CO W/1 | 01/19/2007 | 02/10/2010 | 2,732.00 | 2,681.00 | 51.00 |
| 55. EXXON MOBIL CORP | 02/13/2007 | 02/10/2010 | 3,567.00 | 4,155.00 | -588.00 |
| 30. GOLDMAN SACHS GROUP | 02/13/2007 | 02/10/2010 | 4,609.00 | 6,375.00 | -1,766.00 |
| 292.207 HUNTINGTON SITUS | 12/26/2006 | 02/10/2010 | 4,500.00 | 5,891.00 | -1,391.00 |
| 130.903 JANUS PERKINS MID | | | | | |
| CAP VALUE FUND - CLASS | 11/05/2008 | 02/10/2010 | 2,525.00 | 2,177.00 | 348.00 |
| 95. PRUDENTIAL FINANCIAL | 02/13/2007 | 02/10/2010 | 4,595.00 | 8,691.00 | -4,096.00 |
| 95. TRAVELERS COS INC | 01/19/2007 | 02/10/2010 | 4,675.00 | 4,888.00 | -213.00 |
| 50000. FHLMC 3.8% | 03/05/2008 | 03/19/2010 | 50,000.00 | 50,000.00 | |
| 3192.559 TEMPLETON GLOBAL | | | | | |
| BOND FUND CLASS A | 03/24/2008 | 04/01/2010 | 42,940.00 | 38,534.00 | 4,406.00 |
| 65. GOLDMAN SACHS GROUP | 02/13/2007 | 04/16/2010 | 10,493.00 | 13,812.00 | -3,319.00 |
| 40. AT&T INC | 03/14/2008 | 04/23/2010 | 1,040.00 | 1,427.00 | -387.00 |
| 75. CHUBB CORP W/1 RT/SH | 09/30/2008 | 04/23/2010 | 4,006.00 | 3,902.00 | 104.00 |
| 1846.722 HUNTINGTON INTL | 02/26/2008 | 04/23/2010 | 20,000.00 | 26,685.00 | -6,685.00 |
| 649.702 HUNTINGTON SITUS | 12/26/2006 | 04/23/2010 | 12,000.00 | 13,098.00 | -1,098.00 |
| 150. INTEL CORP | 02/16/2007 | 04/23/2010 | 3,583.00 | 3,195.00 | 388.00 |
| 118.321 JANUS PERKINS MID | | | | | |
| CAP VALUE FUND - CLASS | 11/05/2008 | 04/23/2010 | 2,603.00 | 1,968.00 | 635.00 |
| 145. JOHNSON Ctls INC W/1 | 10/28/2008 | 04/23/2010 | 4,963.00 | 3,675.00 | 1,288.00 |
| 240. NOKIA CORP ADR 'A' + | 02/16/2007 | 04/23/2010 | 3,032.00 | 5,570.00 | -2,538.00 |
| 60. PRUDENTIAL FINANCIAL | 02/13/2007 | 04/23/2010 | 3,921.00 | 5,489.00 | -1,568.00 |
| 45. UNITED TECH CORP | 12/22/2006 | 04/23/2010 | 3,428.00 | 2,826.00 | 602.00 |
| 110. NOBLE CORP | 02/05/2008 | 04/23/2010 | 4,765.00 | 4,921.00 | -156.00 |
| 90. AT&T INC | 11/04/2008 | 05/19/2010 | 2,303.00 | 3,020.00 | -717.00 |
| 5673.985 HUNTINGTON INTL | 04/03/2009 | 05/19/2010 | 54,981.00 | 61,819.00 | -6,838.00 |
| 45. MEDTRONIC INC W/1 | 03/05/2008 | 05/19/2010 | 1,879.00 | 2,206.00 | -327.00 |
| 30. PROCTER & GAMBLE CO | | | | | |
| 3204.031 TEMPLETON GLOBAL | 02/06/2007 | 05/19/2010 | 1,897.00 | 1,949.00 | -52.00 |
| Totals | | | | | |
| BOND FUND CLASS A | | | | | |

JSA
 OF0970 2.000

HAGAR RES CHARITABLE TRUST 7220000481
 Schedule D Detail of Long-term Capital Gains and Losses

31-6206958

| Description | Date Acquired | Date Sold | Gross Sales Price | Cost or Other Basis | Long-term Gain/Loss |
|---|------------------|--------------|----------------------|------------------------|------------------------|
| | | | | | |
| 220. NOBLE CORP | 09/29/2008 | 05/19/2010 | 41,749.00 | 38,673.00 | 3,076.00 |
| 981.964 HUNTINGTON INTL | 01/29/2009 | 05/19/2010 | 7,375.00 | 9,372.00 | -1,997.00 |
| 120. BRISTOL MYERS SQUIBB | 02/13/2007 | 06/23/2010 | 9,800.00 | 7,453.00 | 2,347.00 |
| 85. CONOCOPHILLIPS | 02/16/2007 | 08/06/2010 | 3,139.00 | 3,305.00 | -166.00 |
| 65. DEERE & CO W/1 RT/SH | 12/22/2006 | 08/06/2010 | 4,784.00 | 5,613.00 | -829.00 |
| 85. EMERSON ELEC CO W/1 | 01/19/2007 | 08/06/2010 | 4,349.00 | 3,075.00 | 1,274.00 |
| 75. EXXON MOBIL CORP | 02/13/2007 | 08/06/2010 | 4,213.00 | 3,799.00 | 414.00 |
| 65. GENERAL DYNAMICS W/1 | 09/18/2007 | 08/06/2010 | 4,605.00 | 5,666.00 | -1,061.00 |
| 5009.452 HUNTINGTON INTL | 03/18/2009 | 08/06/2010 | 4,101.00 | 5,270.00 | -1,169.00 |
| 1029.056 HUNTINGTON SITUS | 06/11/2008 | 08/06/2010 | 53,000.00 | 36,908.00 | 16,092.00 |
| 790. INTEL CORP | 02/16/2007 | 08/06/2010 | 17,000.00 | 19,903.00 | -2,903.00 |
| 100. JOHNSON CTLS INC W/1 | 10/28/2008 | 08/06/2010 | 16,116.00 | 16,827.00 | -711.00 |
| 55. NEXTERA ENERGY INC | 02/13/2007 | 08/06/2010 | 2,916.00 | 1,541.00 | 1,375.00 |
| 40. NIKE INC CL B | 12/12/2007 | 08/06/2010 | 2,914.00 | 3,250.00 | -336.00 |
| 1060. NOKIA CORP ADR 'A' + | 07/29/2009 | 08/06/2010 | 2,920.00 | 2,588.00 | 332.00 |
| 30. CANADIAN NATL RAILWAY | 12/22/2006 | 09/22/2010 | 9,922.00 | 16,778.00 | -6,856.00 |
| 30. DEERE & CO W/1 RT/SH | 09/29/2008 | 09/22/2010 | 1,926.00 | 1,289.00 | 637.00 |
| 20. EMERSON ELEC CO W/1 | 09/29/2008 | 09/22/2010 | 2,156.00 | 1,413.00 | 743.00 |
| 55. GENERAL MILLS INC W/1 | 01/19/2007 | 09/22/2010 | 1,032.00 | 799.00 | 233.00 |
| 330. TIDEWATER INC W/1 | 07/29/2009 | 09/22/2010 | 2,031.00 | 1,561.00 | 470.00 |
| 2648.354 HUNTINGTON INTL | 03/18/2009 | 09/22/2010 | 14,134.00 | 14,892.00 | -758.00 |
| 210.256 HUNTINGTON SITUS | 06/11/2008 | 09/29/2010 | 28,999.00 | 19,465.00 | 9,534.00 |
| 65. UNITED TECH CORP | 12/22/2006 | 12/09/2010 | 4,100.00 | 3,943.00 | 157.00 |
| TOTAL CAPITAL GAINS (LOSSES) HELD FOR INVESTMENT PURPOSES | | | 537,221.00 | 546,531.00 | -9,310.00 |
| Totals | | | 537,221.00 | 546,531.00 | -9,310.00 |

JSA
0F0970 2.000

FEDERAL CAPITAL GAIN DIVIDENDS
=====

LONG-TERM CAPITAL GAIN DIVIDENDS

15% RATE CAPITAL GAIN DIVIDENDS

| | |
|-----------------------------------|----------|
| HUNTINGTON MID CORP AMERICA FD IV | 3,851.00 |
| HUNTINGTON INTERMEDIATE GOVT | 1,047.00 |
| PIMCO TOTAL RETURN FUND - CLASS A | 8,281.00 |

| | |
|-------|-----------|
| ----- | |
| | 13,178.00 |
| | ----- |
| | 13,178.00 |
| | ===== |

TOTAL 15% RATE CAPITAL GAIN DIVIDENDS

TOTAL LONG-TERM CAPITAL GAIN DIVIDENDS

GAINS AND LOSSES FROM PASS-THRU ENTITIES

=====

NET SHORT-TERM GAIN (LOSS) FROM PARTNERSHIPS, S CORPORATIONS
AND OTHER FIDUCIARIES

COMMON TRUST FUNDS

-778.00

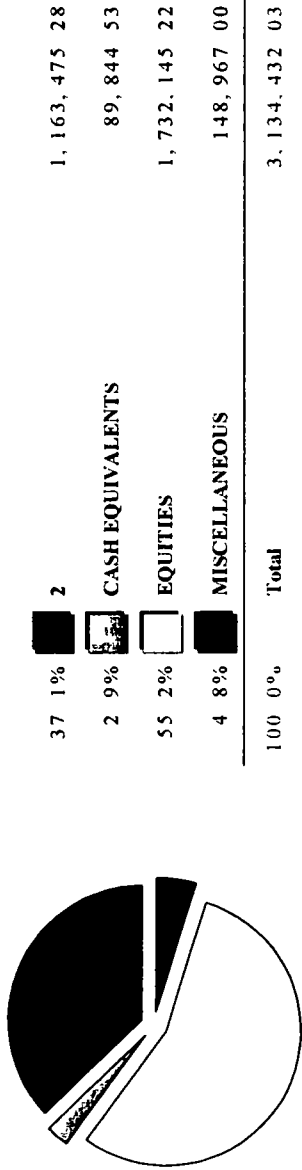
TOTAL NET SHORT-TERM GAIN OR LOSS (ROUNDED)

-778.00

=====

722000481
 SUMMARY OF INVESTMENTS
 DONALD HAGAR RES. CHARITABLE TRUST

Investment Allocation



Investment Summary

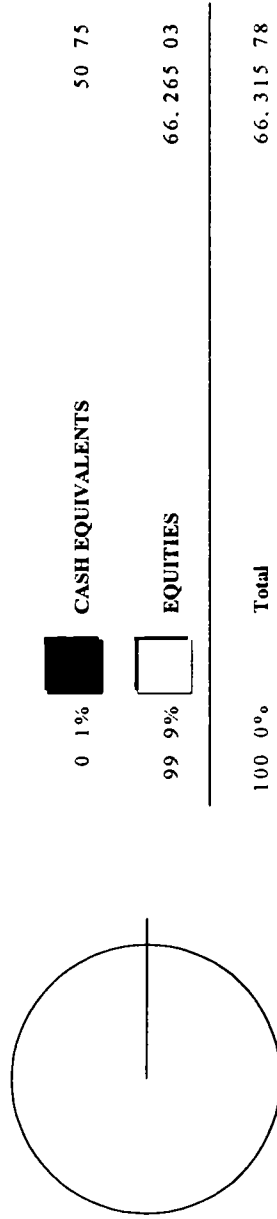
| | Market Value | % | Estimated Income | Current Yield |
|--------------------------------|---------------------|--------------|------------------|---------------|
| CASH EQUIVALENTS | | | | |
| CASH MANAGEMENT FUNDS-TAXABLE | 89,844.53 | 2.87 | 225 | 0.25 |
| 2 | | | | |
| HUNTINGTON FUNDS-FIXED | 352,900.25 | 11.26 | 9,972 | 2.83 |
| MUTUAL FUNDS FIXED INC-TAXABLE | 810,575.03 | 25.86 | 26,369 | 3.25 |
| TOTAL 2 | 1,163,475.28 | 37.12 | 36,341 | 3.12 |
| EQUITIES | | | | |
| COMMON STOCK | 715,920.05 | 22.84 | 15,053 | 2.10 |
| COMMON STOCK-FOREIGN | 54,452.80 | 1.74 | 886 | 1.63 |
| HUNTINGTON FUNDS-EQUITY | 383,926.20 | 12.25 | 1,360 | 0.35 |
| MUTUAL FUNDS EQUITY | 577,846.17 | 18.44 | 3,459 | 0.60 |
| TOTAL EQUITIES | 1,732,145.22 | 55.26 | 20,758 | 1.20 |

Investment Summary

| | Market Value | % | Estimated Income | Current Yield |
|----------------------|--------------|--------|------------------|---------------|
| MISCELLANEOUS | | | | |
| NOTES & MORTGAGES | 148,967 00 | 4 75 | 0 | 0 00 |
| CASH | | | | |
| PRINCIPAL CASH | | | | |
| TOTAL FUND | 3,134,432 03 | 100 00 | 57,324 | 1 83 |

SUMMARY OF INVESTED INCOME

Investment Allocation



Investment Summary

| | Market Value | % | Estimated Income | Current Yield |
|-------------------------------|--------------|------|------------------|---------------|
| CASH EQUIVALENTS | | | | |
| CASH MANAGEMENT FUNDS-TAXABLE | 50 75 | 0 08 | 0 | 0 00 |

Investment Summary

| | Market Value | % | Estimated Income | Current Yield |
|------------------------|--------------|--------|------------------|---------------|
| EQUITIES | | | | |
| COMMON TRUST FD-EQUITY | 66,265 03 | 99 92 | 0 | 0 00 |
| CASH | | | | |
| INCOME CASH | 66,315 78 | 100 00 | 0 | 0 00 |
| TOTAL FUND | | | | |

SCHEDULE OF INVESTMENTS

| UNITS/ SHARES | NAME OF SECURITY | TOT COST | EST INC | YLD MKT | MARKET % TOT VALUE MKT |
|------------------|---|---------------|------------|------------|------------------------------|
| | CASH EQUIVALENTS | | | | |
| | CASH MANAGEMENT FUNDS-TAXABLE | | | | |
| | HUNTINGTON CONSERVATIVE DEPOSIT ACCOUNT | 89,844 53 | 225 | 0 3 | 89,844 53 2 866 |
| 2 | HUNTINGTON FUNDS-FIXED | | | | |
| | MUTUAL FUNDS FIXED INC-TAXABLE | | | | |
| 32,376 17 | HUNTINGTON INTERMEDIATE GOVERNMENT INCOME FUND III | 347,211 37 | 9,972 | 2 8 | 352,900 25 11 259 |
| 51,385 598 A | PIMCO TOTAL RETURN FUND - CLASS | 547,774 93 | 15,570 | 2 8 | 557,533 74 17 787 |
| 18,619 668 | FRANKLIN TEMPLETON GLOBAL BOND FUND - CLASS A | 213,047 95 | 10,799 | 4 3 | 253,041 29 8 073 |
| | TOTAL MUTUAL FUNDS FIXED INC-TAXABLE | 1,108,034 25* | 36,341* | 3 1* | 1,163,475 28* 37 119* |
| | TOTAL 2 | | | | |

DULE OF INVESTMENTS

7220000481

12/31/2010

PAGE 4

| UNITS/ SHARES | NAME OF SECURITY | TOT COST | EST INC | YLD MKT | MARKET % TOT VALUE MKT |
|---------------------|------------------------------------|-------------|------------|------------|---------------------------|
| EQUITIES | | | | | |
| COMMON STOCK | | | | | |
| 305 | AT&T INC | 8,228 80 | 525 | 5 9 | 8,960 90 0 286 |
| 200 | APACHE CORP | 21,422 75 | 120 | 0 5 | 23,846 00 0 761 |
| 80 | APPLE INC | 20,120 00 | 0 | 0 0 | 25,804 80 0 823 |
| 225 | BALL CORP W/I PFD STK PUR RT/SH | 11,687 33 | 90 | 0 6 | 15,311 25 0 488 |
| 360 | BAXTER INTERNATIONAL INC W/I RT/SH | 17,243 75 | 446 | 2 4 | 18,223 20 0 581 |
| 775 | BRISTOL-MYERS SQUIBB CO | 21,095 48 | 1,023 | 5 0 | 20,522 00 0 655 |
| 225 | CENTURYLINK INC | 7,811 39 | 653 | 6 3 | 10,388 25 0 331 |
| 220 | CHEVRON CORPORATION | 17,087 92 | 634 | 3 2 | 20,075 00 0 640 |
| 335 | CHUBB CORP W/I RT/SH | 16,326 87 | 496 | 2 5 | 19,979 40 0 637 |
| 1,250 | CISCO SYSTEMS | 26,092 32 | 0 | 0 0 | 25,287 50 0 807 |
| 200 | COLGATE PALMOLIVE | 16,461 39 | 424 | 2 6 | 16,074 00 0 513 |
| 625 | COMCAST CORP CL A | 10,018 21 | 236 | 1 7 | 13,731 25 0 438 |
| 330 | CONOCOPHILLIPS | 20,313 89 | 726 | 3 2 | 22,473 00 0 717 |
| 200 | DEERE & CO W/I RT/SH | 9,381 80 | 280 | 1 7 | 16,610 00 0 530 |
| 1,140 | EMC CORP/MASS | 20,045 66 | 0 | 0 0 | 26,106 00 0 833 |
| 280 | EMERSON ELECTRIC CO | 10,749 37 | 386 | 2 4 | 16,007 60 0 511 |
| 310 | EXXON MOBIL CORP | 20,683 39 | 546 | 2 4 | 22,667 20 0 723 |

12/31/2010

7220000481

DULE OF INVESTMENTS

| UNITS/ SHARES | NAME OF SECURITY | TOT COST | EST INC | YLD MKT | MARKET % TOT VALUE MKT |
|------------------|--|-------------|------------|------------|------------------------------|
| 170 | GENERAL DYNAMICS CORP | 10,815 03 | 286 | 2 4 | 12,063 20 0 385 |
| 500 | GENERAL MILLS INC | 14,884 32 | 560 | 3 1 | 17,795 00 0 568 |
| 460 | HEWLETT PACKARD CO | 19,505 50 | 147 | 0 8 | 19,366 00 0 618 |
| 205 | ILLINOIS TOOL WORKS | 9,946 60 | 279 | 2 5 | 10,947 00 0 349 |
| 495 | JP MORGAN CHASE & CO | 20,218 94 | 99 | 0 5 | 20,997 90 0 670 |
| 365 | JOHNSON CTLS INC | 5,623 23 | 234 | 1 7 | 13,943 00 0 445 |
| 480 | LOWES COS INC | 10,971 04 | 211 | 1 8 | 12,038 40 0 384 |
| 180 | MCDONALDS CORP | 9,753 75 | 439 | 3 2 | 13,816 80 0 441 |
| 475 | MEDTRONIC INC | 20,187 81 | 428 | 2 4 | 17,617 75 0 562 |
| 505 | MERCK & CO INC | 17,048 14 | 768 | 4 2 | 18,200 20 0 581 |
| 800 | MICROSOFT CORP | 23,313 02 | 512 | 2 3 | 22,328 00 0 712 |
| 320 | MOLSON COORS BREWING CO B | 12,958 30 | 358 | 2 2 | 16,060 80 0 512 |
| 275 | NEXTERA ENERGY INC | 13,084 99 | 550 | 3 8 | 14,297 25 0 456 |
| 155 | NIKE INC CL B | 10,028 50 | 192 | 1 5 | 13,240 10 0 422 |
| 200 | OCCIDENTAL PETROLEUM CORP | 15,523 00 | 304 | 1 5 | 19,620 00 0 626 |
| 830 | ORACLE CORPORATION FORMERLY ORACLE SYS CORP W/1 RT/SH | 14,010 40 | 166 | 0 6 | 25,979 00 0 829 |
| 245 | PEPSICO INC | 14,583 80 | 470 | 2 9 | 16,005 85 0 511 |
| 125 | PRAXAIR INC | 8,608 42 | 225 | 1 9 | 11,933 75 0 381 |

DULE OF INVESTMENTS

722000481

12/31/2010

PAGE 6

| UNITS/ SHARES | NAME OF SECURITY | TOT COST | EST INC | YLD MKT | MARKET % TOT VALUE MKT |
|------------------|--|-------------|------------|------------|------------------------------|
| 255 | PROCTER & GAMBLE CO | 15,949 90 | 491 | 3 0 | 16,404 15 0 523 |
| 305 | PRUDENTIAL FINANCIAL INC | 18,871 55 | 351 | 2 0 | 17,906 55 0 571 |
| 735 | SPDR REGIONAL BANKING | 19,159 16 | 268 | 1 4 | 19,440 75 0 620 |
| 220 | SEMPRA ENERGY | 11,299 68 | 343 | 3 0 | 11,545 60 0 368 |
| 375 | TRAVELERS COS INC | 18,235 48 | 540 | 2 6 | 20,891 25 0 667 |
| 145 | UNITED TECHNOLOGIES CORP | 9,104 55 | 247 | 2 2 | 11,414 40 0 364 |
| | TOTAL COMMON STOCK | 618,455 43* | 15,053* | 2 1* | 715,920 05* 22 841* |
| | COMMON STOCK-FOREIGN | | | | |
| 220 | CANADIAN NATL RAILWAY COM | 9,449 00 | 232 | 1 6 | 14,623 40 0 467 |
| 285 | TEVA PHARMACEUTICAL -SP ADR | 13,152 28 | 190 | 1 3 | 14,857 05 0 474 |
| 515 | ACCENTURE PLC CL A | 21,570 85 | 464 | 1 9 | 24,972 35 0 797 |
| | TOTAL COMMON STOCK-FOREIGN | 44,172 13* | 886* | 1 6* | 54,452 80* 1 737* |
| | HUNTINGTON FUNDS-EQUITY | | | | |
| 7,986 303 | HUNTINGTON MID CORP AMERICA FUND IV | 79,567 24 | 56 | 0 0 | 124,825 92 3 982 |
| 11,883 73 | HUNTINGTON INTERNATIONAL EQUITY FUND IV | 89,032 35 | 1,105 | 0 8 | 137,019 41 4 371 |
| 6,040 617 | HUNTINGTON SITUS FUND III | 86,018 24 | 199 | 0 2 | 122,080 87 3 895 |
| | TOTAL HUNTINGTON FUNDS-EQUITY | 254,617 83* | 1,360* | 0 4* | 383,926 20* 12 249* |

DULE OF INVESTMENTS

7220000481

12/31/2010

PAGE 7

| UNITS/ SHARES | NAME OF SECURITY | TOT COST | EST INC | YLD MKT | MARKET % TOT VALUE MKT |
|------------------------------|---|---------------|------------|------------|------------------------------|
| MUTUAL FUNDS EQUITY | | | | | |
| 6,212 095 | AMERICAN CENTURY HERITAGE FUND - INVESTORS CLASS | 78,391 09 | 801 | 0 6 | 130,329 75 4 158 |
| 5,313 387 | JANUS PERKINS MID CAP VALUE FUND -CLASS T | 87,548 35 | 850 | 0 7 | 119,923 14 3 826 |
| 1,923 57 | OPPENHEIMER DEVELOPING MARKET FUND - CLASS A | 55,650 54 | 94 | 0 1 | 70,152 60 2 238 |
| 5,786 347 | ROYCE SPECIAL EQUITY FUND | 82,461 61 | 359 | 0 3 | 120,761 06 3 853 |
| 4,772 333 | THORNBERG INTERNATIONAL VALUE - I SHARES | 123,605 60 | 1,355 | 1 0 | 136,679 62 4 361 |
| | TOTAL MUTUAL FUNDS EQUITY | 427,657 19* | 3,459* | 0 6* | 577,846 17* 18 435* |
| | TOTAL EQUITIES | 1,344,902 58* | 20,758* | 1 2* | 1,732,145 22* 55 262* |
| MISCELLANEOUS | | | | | |
| NOTES & MORTGAGES | | | | | |
| 130,000 | CREDIT SUISSE GOLD LINKED NOTE - MATURITY 03/26/2013 | 130,000 00 | 0 | 0 0 | 148,967 00 4 753 |
| | PRINCIPAL CASH | 0 00 | | 0 0 | 0 00 0 000 |
| | TOTAL FUND | 2,672,781 36* | 57,324* | 1 8* | 3,134,432 03*100 000* |

SCHEDULE OF INCOME INVESTMENTS

| UNITS/ SHARES | NAME OF SECURITY | TOT COST | EST INC | YLD MKT | MARKET % TOT VALUE MKT |
|--------------------------------------|---|-------------|------------|------------|------------------------------|
| CASH EQUIVALENTS | | | | | |
| CASH MANAGEMENT FUNDS-TAXABLE | | | | | |
| | HUNTINGTON CONSERVATIVE DEPOSIT ACCOUNT | 50 75 | 0 0 0 | 0 0 0 | 50 75 0 077 |
| EQUITIES | | | | | |
| COMMON TRUST FD-EQUITY | | | | | |
| 6.507 931 | HUNTINGTON EQUITY PROTECTION STRATEGIC COMMON TRUST FUND | 65,175 12 | 0 0 0 | 0 0 0 | 66,265 03 99 923 |
| | INCOME CASH | 0 00 | 0 0 0 | 0 0 0 | 0 00 0 000 |
| | TOTAL FUND | 65,225 87* | 0* 0 0* | 0 0 0 | 66,315 78*100 000* |

MATURITY SCHEDULE

| Maturing : | Federal Tax Cost | Current Market Value | Face Value | % at Market |
|---------------------|---------------------|-------------------------|------------|----------------|
| 2010 | | | | |
| 2011 | | | | |
| 2012 | | | | |
| 2013 | 130,000 00 | 148,967 00 | 130,000 00 | 100.00 |
| 2014 | | | | |
| 2015 | | | | |
| 2016 | | | | |
| 2017 | | | | |
| 2018 | | | | |
| 2019 | | | | |
| TEN TO TWENTY YEARS | | | | |
| OVER TWENTY YEARS | | | | |
| TOTAL | 130,000 00 | 148,967 00 | 130,000 00 | 100 00 |

IRITY SCHEDULE

722000481

12/31/2010

PAGE 9

| Federal Tax Cost | Current Market Value | Face Value | % at Market |
|---------------------|-------------------------|------------|----------------|
|---------------------|-------------------------|------------|----------------|

Maturing :
MATURING NEXT 365 DAYS

Information may be a combination of maturity and preredempted dates