



See a Social Security Number? Say Something!
Report Privacy Problems to <https://public.resource.org/privacy>
Or call the IRS Identity Theft Hotline at 1-800-908-4490



Form **990-PF**

**Return of Private Foundation
or Section 4947(a)(1) Nonexempt Charitable Trust
Treated as a Private Foundation**

OMB No 1545-0052

2010

Department of the Treasury
Internal Revenue Service

Note. The foundation may be able to use a copy of this return to satisfy state reporting requirements

For calendar year **2010**, or tax year beginning , and ending

G Check all that apply: Initial return Initial return of a former public charity Final return
 Amended return Address change Name change

Name of foundation
**THE KETTERING FUND
C/O JP MORGAN SERVICES INC.**

Number and street (or P.O. box number if mail is not delivered to street address) Room/suite
P.O. BOX 6089

City or town, state, and ZIP code
NEWARK DE 19714-6089

A Employer identification number
31-6027115

B Telephone number (see page 10 of the instructions)
215-640-3522

C If exemption application is pending, check here

D 1. Foreign organizations, check here
2. Foreign organizations meeting the 85% test, check here and attach computation

E If private foundation status was terminated under section 507(b)(1)(A), check here

F If the foundation is in a 60-month termination under section 507(b)(1)(B), check here

H Check type of organization Section 501(c)(3) exempt private foundation
 Section 4947(a)(1) nonexempt charitable trust Other taxable private foundation

I Fair market value of all assets at end of year (from Part II, col. (c), line 16) **\$ 72,544,501** (Part I, column (d) must be on cash basis)

J Accounting method: Cash Accrual Other (specify)

Part I Analysis of Revenue and Expenses (The total of amounts in columns (b), (c), and (d) may not necessarily equal the amounts in column (a) (see page 10 of the instructions))		(a) Revenue and expenses per books	(b) Net investment income	(c) Adjusted net income	(d) Disbursements for charitable purposes (cash basis only)
Revenue	1 Contributions, gifts, grants, etc., received (attach schedule)				
	2 Check <input checked="" type="checkbox"/> if the foundation is not required to attach Sch. B				
	3 Interest on savings and temporary cash investments				
	4 Dividends and interest from securities	911,998	885,896		
	5a Gross rents				
	b Net rental income or (loss)				
	6a Net gain or (loss) from sale of assets not on line 10	329,355			
	b Gross sales price for all assets on line 6a 1,347,854				
	7 Capital gain net income (from Part IV, line 2)		329,355		
	8 Net short-term capital gain			0	
	9 Income modifications				
	10a Gross sales less returns & allowances				
b Less Cost of goods sold					
c Gross profit or (loss) (attach schedule)					
11 Other income (attach schedule) STMT 1	12,512	12,512			
12 Total. Add lines 1 through 11	1,253,865	1,227,763	0		
Operating and Administrative Expenses	13 Compensation of officers, directors, trustees, etc	161,844	121,383		40,461
	14 Other employee salaries and wages	3,024			3,024
	15 Pension plans, employee benefits				
	16a Legal fees (attach schedule)				
	b Accounting fees (attach schedule)				
	c Other professional fees (attach schedule) STMT 2	167,836	162,836		5,000
	17 Interest				
	18 Taxes (attach schedule) (see page 14 of the instructions) STMT 3	70,667	15,067		600
	19 Depreciation (attach schedule) and depletion				
	20 Occupancy	26,580			26,580
	21 Travel, conferences, and meetings				
	22 Printing and publications				
23 Other expenses (att. sch.) STMT 4	1,183	1,183			
24 Total operating and administrative expenses. Add lines 13 through 23	431,134	300,469	0	75,665	
25 Contributions, gifts, grants paid	439,256			439,256	
26 Total expenses and disbursements. Add lines 24 and 25	870,390	300,469	0	514,921	
27 Subtract line 26 from line 12					
a Excess of revenue over expenses and disbursements	383,475				
b Net investment income (if negative, enter -0-)		927,294			
c Adjusted net income (if negative, enter -0-)			0		

For Paperwork Reduction Act Notice, see page 30 of the instructions.

Form **990-PF** (2010)

914 14

Part II	Balance Sheets	Attached schedules and amounts in the description column should be for end-of-year amounts only (See instructions)	Beginning of year	End of year	
			(a) Book Value	(b) Book Value	(c) Fair Market Value
Assets	1	Cash—non-interest-bearing			
	2	Savings and temporary cash investments	6,580,375	5,189,479	5,175,618
	3	Accounts receivable ▶			
		Less allowance for doubtful accounts ▶	3,013	3,013	3,013
	4	Pledges receivable ▶			
		Less: allowance for doubtful accounts ▶			
	5	Grants receivable			
	6	Receivables due from officers, directors, trustees, and other disqualified persons (attach schedule) (see page 15 of the instructions)			
	7	Other notes and loans receivable (att. schedule) ▶			
		Less allowance for doubtful accounts ▶	0		
	8	Inventories for sale or use			
	9	Prepaid expenses and deferred charges			
	10a	Investments—U S and state government obligations (attach schedule)			
	b	Investments—corporate stock (attach schedule) SEE STMT 5	18,716,766	21,077,568	24,004,826
	c	Investments—corporate bonds (attach schedule) SEE STMT 6	15,815,748	13,137,075	13,403,689
	11	Investments—land, buildings, and equipment basis ▶			
	Less accumulated depreciation (attach sch) ▶				
12	Investments—mortgage loans				
13	Investments—other (attach schedule) SEE STATEMENT 7	24,223,014	26,575,418	29,957,385	
14	Land, buildings, and equipment, basis ▶				
	Less accumulated depreciation (attach sch) ▶				
15	Other assets (describe ▶ SEE STATEMENT 8)	238,616			
16	Total assets (to be completed by all filers—see the instructions Also, see page 1, item I)	65,586,865	65,982,553	72,544,531	
Liabilities	17	Accounts payable and accrued expenses			
	18	Grants payable			
	19	Deferred revenue			
	20	Loans from officers, directors, trustees, and other disqualified persons			
	21	Mortgages and other notes payable (attach schedule)			
	22	Other liabilities (describe ▶)			
	23	Total liabilities (add lines 17 through 22)	0	0	
Net Assets or Fund Balances	Foundations that follow SFAS 117, check here ▶ <input type="checkbox"/> and complete lines 24 through 26 and lines 30 and 31.				
	24	Unrestricted			
	25	Temporarily restricted			
	26	Permanently restricted			
	Foundations that do not follow SFAS 117, check here ▶ <input checked="" type="checkbox"/> and complete lines 27 through 31.				
	27	Capital stock, trust principal, or current funds	65,586,865	65,982,553	
	28	Paid-in or capital surplus, or land, bldg, and equipment fund			
29	Retained earnings, accumulated income, endowment, or other funds				
30	Total net assets or fund balances (see page 17 of the instructions)	65,586,865	65,982,553		
31	Total liabilities and net assets/fund balances (see page 17 of the instructions)	65,586,865	65,982,553		

Part III Analysis of Changes in Net Assets or Fund Balances

1	Total net assets or fund balances at beginning of year—Part II, column (a), line 30 (must agree with end-of-year figure reported on prior year's return)	1	65,586,865
2	Enter amount from Part I, line 27a	2	383,475
3	Other increases not included in line 2 (itemize) ▶ SEE STATEMENT 9	3	22,649
4	Add lines 1, 2, and 3	4	65,992,989
5	Decreases not included in line 2 (itemize) ▶ SEE STATEMENT 10	5	10,436
6	Total net assets or fund balances at end of year (line 4 minus line 5)—Part II, column (b), line 30	6	65,982,553

Part IV Capital Gains and Losses for Tax on Investment Income

(a) List and describe the kind(s) of property sold (e.g., real estate, 2-story brick warehouse, or common stock, 200 shs MLC Co)	(b) How acquired P—Purchase D—Donation	(c) Date acquired (mo., day, yr.)	(d) Date sold (mo., day, yr.)
1a SEE ATTACHED	P	01/01/10	12/31/10
b SEE ATTACHED	P	01/01/09	12/31/10
c GALLEON DISPOSITION	P	05/28/08	03/26/10
d MIAMI VALLEY VENTURE-LTCG	P	01/01/08	12/31/10
e LONG TERM CAP GAIN DIV			

(e) Gross sales price	(f) Depreciation allowed (or allowable)	(g) Cost or other basis plus expense of sale	(h) Gain or (loss) (e) plus (f) minus (g)
a 156,478			156,478
b 161,696			161,696
c 1,026,566		1,000,000	26,566
d		18,499	-18,499
e 3,114			3,114

Complete only for assets showing gain in column (h) and owned by the foundation on 12/31/69

(i) FMV as of 12/31/69	(j) Adjusted basis as of 12/31/69	(k) Excess of col (i) over col (j), if any	(l) Gains (Col (h) gain minus col (k), but not less than -0-) or Losses (from col (h))
a			156,478
b			161,696
c			26,566
d			-18,499
e			3,114

2 Capital gain net income or (net capital loss) [If gain, also enter in Part I, line 7 If (loss), enter -0- in Part I, line 7]	2	329,355
3 Net short-term capital gain or (loss) as defined in sections 1222(5) and (6). If gain, also enter in Part I, line 8, column (c) (see pages 13 and 17 of the instructions) If (loss), enter -0- in Part I, line 8.	3	156,478

Part V Qualification Under Section 4940(e) for Reduced Tax on Net Investment Income

(For optional use by domestic private foundations subject to the section 4940(a) tax on net investment income)

If section 4940(d)(2) applies, leave this part blank.

Was the foundation liable for the section 4942 tax on the distributable amount of any year in the base period? Yes No

If "Yes," the foundation does not qualify under section 4940(e). Do not complete this part.

1 Enter the appropriate amount in each column for each year; see page 18 of the instructions before making any entries.

(a) Base period years Calendar year (or tax year beginning in)	(b) Adjusted qualifying distributions	(c) Net value of noncharitable-use assets	(d) Distribution ratio (col (b) divided by col (c))
2009	2,936,080	61,846,468	0.047474
2008	5,707,112	60,346,586	0.094572
2007	7,734,428	79,585,037	0.097184
2006	7,583,054	84,000,721	0.090274
2005	7,204,021	84,912,203	0.084841

2 Total of line 1, column (d)	2	0.414345
3 Average distribution ratio for the 5-year base period—divide the total on line 2 by 5, or by the number of years the foundation has been in existence if less than 5 years	3	0.082869
4 Enter the net value of noncharitable-use assets for 2010 from Part X, line 5	4	66,734,548
5 Multiply line 4 by line 3	5	5,530,225
6 Enter 1% of net investment income (1% of Part I, line 27b)	6	9,273
7 Add lines 5 and 6	7	5,539,498
8 Enter qualifying distributions from Part XII, line 4 If line 8 is equal to or greater than line 7, check the box in Part VI, line 1b, and complete that part using a 1% tax rate. See the Part VI instructions on page 18.	8	514,921

Part VI Excise Tax Based on Investment Income (Section 4940(a), 4940(b), 4940(e), or 4948—see page 18 of the instructions)

1a Exempt operating foundations described in section 4940(d)(2), check here <input type="checkbox"/> and enter "N/A" on line 1. Date of ruling or determination letter: (attach copy of letter if necessary—see instructions)			
b Domestic foundations that meet the section 4940(e) requirements in Part V, check here <input type="checkbox"/> and enter 1% of Part I, line 27b		1	18,546
c All other domestic foundations enter 2% of line 27b. Exempt foreign organizations enter 4% of Part I, line 12, col (b).			
2 Tax under section 511 (domestic section 4947(a)(1) trusts and taxable foundations only Others enter -0-)		2	0
3 Add lines 1 and 2		3	18,546
4 Subtitle A (income) tax (domestic section 4947(a)(1) trusts and taxable foundations only Others enter -0-)		4	0
5 Tax based on investment income. Subtract line 4 from line 3 If zero or less, enter -0-		5	18,546
6 Credits/Payments			
a 2010 estimated tax payments and 2009 overpayment credited to 2010	6a	50,000	
b Exempt foreign organizations—tax withheld at source	6b		
c Tax paid with application for extension of time to file (Form 8868)	6c	28,000	
d Backup withholding erroneously withheld	6d		
7 Total credits and payments Add lines 6a through 6d		7	78,000
8 Enter any penalty for underpayment of estimated tax Check here <input type="checkbox"/> if Form 2220 is attached		8	
9 Tax due. If the total of lines 5 and 8 is more than line 7, enter amount owed		9	
10 Overpayment. If line 7 is more than the total of lines 5 and 8, enter the amount overpaid		10	59,454
11 Enter the amount of line 10 to be. Credited to 2011 estimated tax 25,000 Refunded		11	34,454

Part VII-A Statements Regarding Activities

	Yes	No
1a During the tax year, did the foundation attempt to influence any national, state, or local legislation or did it participate or intervene in any political campaign?		X
b Did it spend more than \$100 during the year (either directly or indirectly) for political purposes (see page 19 of the instructions for definition)? If the answer is "Yes" to 1a or 1b, attach a detailed description of the activities and copies of any materials published or distributed by the foundation in connection with the activities.		X
c Did the foundation file Form 1120-POL for this year?		X
d Enter the amount (if any) of tax on political expenditures (section 4955) imposed during the year. (1) On the foundation <input type="checkbox"/> \$ _____ (2) On foundation managers <input type="checkbox"/> \$ _____		
e Enter the reimbursement (if any) paid by the foundation during the year for political expenditure tax imposed on foundation managers. <input type="checkbox"/> \$ _____		
2 Has the foundation engaged in any activities that have not previously been reported to the IRS? If "Yes," attach a detailed description of the activities.		X
3 Has the foundation made any changes, not previously reported to the IRS, in its governing instrument, articles of incorporation, or bylaws, or other similar instruments? If "Yes," attach a conformed copy of the changes		X
4a Did the foundation have unrelated business gross income of \$1,000 or more during the year?		X
b If "Yes," has it filed a tax return on Form 990-T for this year?		
5 Was there a liquidation, termination, dissolution, or substantial contraction during the year? If "Yes," attach the statement required by General Instruction T		X
6 Are the requirements of section 508(e) (relating to sections 4941 through 4945) satisfied either • By language in the governing instrument, or • By state legislation that effectively amends the governing instrument so that no mandatory directions that conflict with the state law remain in the governing instrument?	X	
7 Did the foundation have at least \$5,000 in assets at any time during the year? If "Yes," complete Part II, col (c), and Part XV	X	
8a Enter the states to which the foundation reports or with which it is registered (see page 19 of the instructions) <input type="checkbox"/> OH		
b If the answer is "Yes" to line 7, has the foundation furnished a copy of Form 990-PF to the Attorney General (or designate) of each state as required by General Instruction G? If "No," attach explanation	X	
9 Is the foundation claiming status as a private operating foundation within the meaning of section 4942(j)(3) or 4942(j)(5) for calendar year 2010 or the taxable year beginning in 2010 (see instructions for Part XIV on page 27)? If "Yes," complete Part XIV		X
10 Did any persons become substantial contributors during the tax year? If "Yes," attach a schedule listing their names and addresses		X

N/A

Part VII-A Statements Regarding Activities (continued)

11	At any time during the year, did the foundation, directly or indirectly, own a controlled entity within the meaning of section 512(b)(13)? If "Yes," attach schedule (see page 20 of the instructions)	11		X
12	Did the foundation acquire a direct or indirect interest in any applicable insurance contract before August 17, 2008?	12		X
13	Did the foundation comply with the public inspection requirements for its annual returns and exemption application? Website address ► N/A	13	X	

14 The books are in care of ► **JP MORGAN SERVICES, INC.** Telephone no. ► **302-634-2931**
 Located at ► **PO BOX 6089, NEWARK DE** ZIP+4 ► **19714-6089**

15 Section 4947(a)(1) nonexempt charitable trusts filing Form 990-PF in lieu of Form 1041—Check here and enter the amount of tax-exempt interest received or accrued during the year ► **15**

16	At any time during calendar year 2010, did the foundation have an interest in or a signature or other authority over a bank, securities, or other financial account in a foreign country? See page 20 of the instructions for exceptions and filing requirements for Form TD F 90-22 1. If "Yes," enter the name of the foreign country ►	16	Yes	No
				X

Part VII-B Statements Regarding Activities for Which Form 4720 May Be Required

File Form 4720 if any item is checked in the "Yes" column, unless an exception applies.

		Yes	No
1a	During the year did the foundation (either directly or indirectly):		
(1)	Engage in the sale or exchange, or leasing of property with a disqualified person? <input type="checkbox"/> Yes <input checked="" type="checkbox"/> No		
(2)	Borrow money from, lend money to, or otherwise extend credit to (or accept it from) a disqualified person? <input type="checkbox"/> Yes <input checked="" type="checkbox"/> No		
(3)	Furnish goods, services, or facilities to (or accept them from) a disqualified person? <input type="checkbox"/> Yes <input checked="" type="checkbox"/> No		
(4)	Pay compensation to, or pay or reimburse the expenses of, a disqualified person? <input checked="" type="checkbox"/> Yes <input type="checkbox"/> No		
(5)	Transfer any income or assets to a disqualified person (or make any of either available for the benefit or use of a disqualified person)? <input type="checkbox"/> Yes <input checked="" type="checkbox"/> No		
(6)	Agree to pay money or property to a government official? (Exception. Check "No" if the foundation agreed to make a grant to or to employ the official for a period after termination of government service, if terminating within 90 days) <input type="checkbox"/> Yes <input checked="" type="checkbox"/> No		
b	If any answer is "Yes" to 1a(1)-(6), did any of the acts fail to qualify under the exceptions described in Regulations section 53.4941(d)-3 or in a current notice regarding disaster assistance (see page 22 of the instructions)? Organizations relying on a current notice regarding disaster assistance check here ► <input type="checkbox"/>	1b	X
c	Did the foundation engage in a prior year in any of the acts described in 1a, other than excepted acts, that were not corrected before the first day of the tax year beginning in 2010? N/A	1c	
2	Taxes on failure to distribute income (section 4942) (does not apply for years the foundation was a private operating foundation defined in section 4942(j)(3) or 4942(j)(5))		
a	At the end of tax year 2010, did the foundation have any undistributed income (lines 6d and 6e, Part XIII) for tax year(s) beginning before 2010? <input type="checkbox"/> Yes <input checked="" type="checkbox"/> No If "Yes," list the years ► 20 , 20 , 20 , 20		
b	Are there any years listed in 2a for which the foundation is not applying the provisions of section 4942(a)(2) (relating to incorrect valuation of assets) to the year's undistributed income? (If applying section 4942(a)(2) to all years listed, answer "No" and attach statement—see page 22 of the instructions) N/A	2b	
c	If the provisions of section 4942(a)(2) are being applied to any of the years listed in 2a, list the years here ► 20 , 20 , 20 , 20		
3a	Did the foundation hold more than a 2% direct or indirect interest in any business enterprise at any time during the year? <input type="checkbox"/> Yes <input checked="" type="checkbox"/> No		
b	If "Yes," did it have excess business holdings in 2010 as a result of (1) any purchase by the foundation or disqualified persons after May 26, 1969, (2) the lapse of the 5-year period (or longer period approved by the Commissioner under section 4943(c)(7)) to dispose of holdings acquired by gift or bequest, or (3) the lapse of the 10-, 15-, or 20-year first phase holding period? (Use Schedule C, Form 4720, to determine if the foundation had excess business holdings in 2010) N/A	3b	
4a	Did the foundation invest during the year any amount in a manner that would jeopardize its charitable purposes?	4a	X
b	Did the foundation make any investment in a prior year (but after December 31, 1969) that could jeopardize its charitable purpose that had not been removed from jeopardy before the first day of the tax year beginning in 2010?	4b	X

Part VII-B Statements Regarding Activities for Which Form 4720 May Be Required (continued)

5a During the year did the foundation pay or incur any amount to

(1) Carry on propaganda, or otherwise attempt to influence legislation (section 4945(e))? Yes No

(2) Influence the outcome of any specific public election (see section 4955); or to carry on, directly or indirectly, any voter registration drive? Yes No

(3) Provide a grant to an individual for travel, study, or other similar purposes? Yes No

(4) Provide a grant to an organization other than a charitable, etc., organization described in section 509(a)(1), (2), or (3), or section 4940(d)(2)? (see page 22 of the instructions) Yes No

(5) Provide for any purpose other than religious, charitable, scientific, literary, or educational purposes, or for the prevention of cruelty to children or animals? Yes No

b If any answer is "Yes" to 5a(1)–(5), did any of the transactions fail to qualify under the exceptions described in Regulations section 53.4945 or in a current notice regarding disaster assistance (see page 22 of the instructions)? Yes No **N/A** **5b**

Organizations relying on a current notice regarding disaster assistance check here

c If the answer is "Yes" to question 5a(4), does the foundation claim exemption from the tax because it maintained expenditure responsibility for the grant? **N/A** Yes No

If "Yes," attach the statement required by Regulations section 53.4945-5(d)

6a Did the foundation, during the year, receive any funds, directly or indirectly, to pay premiums on a personal benefit contract? Yes No

b Did the foundation, during the year, pay premiums, directly or indirectly, on a personal benefit contract? **6b** Yes No **X**

If "Yes" to 6b, file Form 8870

7a At any time during the tax year, was the foundation a party to a prohibited tax shelter transaction? Yes No

b If Yes, did the foundation receive any proceeds or have any net income attributable to the transaction? **N/A** **7b**

Part VIII Information About Officers, Directors, Trustees, Foundation Managers, Highly Paid Employees, and Contractors

1 List all officers, directors, trustees, foundation managers and their compensation (see page 22 of the instructions).

(a) Name and address	(b) Title, and average hours per week devoted to position	(c) Compensation (if not paid, enter -0-)	(d) Contributions to employee benefit plans and deferred compensation	(e) Expense account, other allowances
JPMORGAN CHASE BANK, NA 1650 MARKET STREET PHILADELPHIA PA 19103	TRUSTEE 10.00	161,844	0	0

2 Compensation of five highest-paid employees (other than those included on line 1 — see page 23 of the instructions). If none, enter "NONE."

(a) Name and address of each employee paid more than \$50,000	(b) Title, and average hours per week devoted to position	(c) Compensation	(d) Contributions to employee benefit plans and deferred compensation	(e) Expense account, other allowances
NONE				

Total number of other employees paid over \$50,000 **0**

Part VIII Information About Officers, Directors, Trustees, Foundation Managers, Highly Paid Employees, and Contractors (continued)

3 Five highest-paid independent contractors for professional services (see page 23 of the instructions). If none, enter "NONE."

(a) Name and address of each person paid more than \$50,000	(b) Type of service	(c) Compensation
NONE		

Total number of others receiving over \$50,000 for professional services ▶ **0**

Part IX-A Summary of Direct Charitable Activities

List the foundation's four largest direct charitable activities during the tax year. Include relevant statistical information such as the number of organizations and other beneficiaries served, conferences convened, research papers produced, etc.

1 N/A	Expenses
2	
3	
4	

Part IX-B Summary of Program-Related Investments (see page 24 of the instructions)

Describe the two largest program-related investments made by the foundation during the tax year on lines 1 and 2

1 N/A	Amount
2	
3	
All other program-related investments See page 24 of the instructions	
Total. Add lines 1 through 3 ▶	

Part X Minimum Investment Return (All domestic foundations must complete this part. Foreign foundations, see page 24 of the instructions.)

1	Fair market value of assets not used (or held for use) directly in carrying out charitable, etc., purposes.		
a	Average monthly fair market value of securities	1a	63,625,450
b	Average of monthly cash balances	1b	4,125,360
c	Fair market value of all other assets (see page 25 of the instructions)	1c	0
d	Total (add lines 1a, b, and c)	1d	67,750,810
e	Reduction claimed for blockage or other factors reported on lines 1a and 1c (attach detailed explanation)	1e	0
2	Acquisition indebtedness applicable to line 1 assets	2	0
3	Subtract line 2 from line 1d	3	67,750,810
4	Cash deemed held for charitable activities Enter 1½ % of line 3 (for greater amount, see page 25 of the instructions)	4	1,016,262
5	Net value of noncharitable-use assets. Subtract line 4 from line 3 Enter here and on Part V, line 4	5	66,734,548
6	Minimum investment return. Enter 5% of line 5	6	3,336,727

Part XI Distributable Amount (see page 25 of the instructions) (Section 4942(j)(3) and (j)(5) private operating foundations and certain foreign organizations check here and do not complete this part)

1	Minimum investment return from Part X, line 6	1	3,336,727
2a	Tax on investment income for 2010 from Part VI, line 5	2a	18,546
b	Income tax for 2010 (This does not include the tax from Part VI)	2b	
c	Add lines 2a and 2b	2c	18,546
3	Distributable amount before adjustments Subtract line 2c from line 1	3	3,318,181
4	Recoveries of amounts treated as qualifying distributions	4	
5	Add lines 3 and 4	5	3,318,181
6	Deduction from distributable amount (see page 25 of the instructions)	6	
7	Distributable amount as adjusted Subtract line 6 from line 5 Enter here and on Part XIII, line 1	7	3,318,181

Part XII Qualifying Distributions (see page 25 of the instructions)

1	Amounts paid (including administrative expenses) to accomplish charitable, etc , purposes		
a	Expenses, contributions, gifts, etc.—total from Part I, column (d), line 26	1a	514,921
b	Program-related investments—total from Part IX-B	1b	
2	Amounts paid to acquire assets used (or held for use) directly in carrying out charitable, etc , purposes	2	
3	Amounts set aside for specific charitable projects that satisfy the.		
a	Suitability test (prior IRS approval required)	3a	
b	Cash distribution test (attach the required schedule)	3b	
4	Qualifying distributions. Add lines 1a through 3b Enter here and on Part V, line 8, and Part XIII, line 4	4	514,921
5	Foundations that qualify under section 4940(e) for the reduced rate of tax on net investment income. Enter 1% of Part I, line 27b (see page 26 of the instructions)	5	0
6	Adjusted qualifying distributions. Subtract line 5 from line 4	6	514,921

Note. The amount on line 6 will be used in Part V, column (b), in subsequent years when calculating whether the foundation qualifies for the section 4940(e) reduction of tax in those years

Part XIII Undistributed Income (see page 26 of the instructions)

	(a) Corpus	(b) Years prior to 2009	(c) 2009	(d) 2010
1 Distributable amount for 2010 from Part XI, line 7				3,318,181
2 Undistributed income, if any, as of the end of 2010.				
a Enter amount for 2009 only				
b Total for prior years 20____, 20____, 20____				
3 Excess distributions carryover, if any, to 2010				
a From 2005				
b From 2006		3,517,905		
c From 2007		3,879,660		
d From 2008		5,716,323		
e From 2009		2,936,080		
f Total of lines 3a through e		16,049,968		
4 Qualifying distributions for 2010 from Part XII, line 4 ▶ \$ 514,921				
a Applied to 2009, but not more than line 2a				
b Applied to undistributed income of prior years (Election required—see page 26 of the instructions)				
c Treated as distributions out of corpus (Election required—see page 26 of the instructions)		514,921		
d Applied to 2010 distributable amount				
e Remaining amount distributed out of corpus				
5 Excess distributions carryover applied to 2010 (If an amount appears in column (d), the same amount must be shown in column (a))		3,318,181		3,318,181
6 Enter the net total of each column as indicated below:				
a Corpus Add lines 3f, 4c, and 4e Subtract line 5		13,246,708		
b Prior years' undistributed income. Subtract line 4b from line 2b				
c Enter the amount of prior years' undistributed income for which a notice of deficiency has been issued, or on which the section 4942(a) tax has been previously assessed				
d Subtract line 6c from line 6b Taxable amount—see page 27 of the instructions				
e Undistributed income for 2009 Subtract line 4a from line 2a. Taxable amount—see page 27 of the instructions				
f Undistributed income for 2010 Subtract lines 4d and 5 from line 1 This amount must be distributed in 2011				0
7 Amounts treated as distributions out of corpus to satisfy requirements imposed by section 170(b)(1)(F) or 4942(g)(3) (see page 27 of the instructions)				
8 Excess distributions carryover from 2005 not applied on line 5 or line 7 (see page 27 of the instructions)				
9 Excess distributions carryover to 2011. Subtract lines 7 and 8 from line 6a		13,246,708		
10 Analysis of line 9:				
a Excess from 2006		199,724		
b Excess from 2007		3,879,660		
c Excess from 2008		5,716,323		
d Excess from 2009		2,936,080		
e Excess from 2010		514,921		

Part XIV Private Operating Foundations (see page 27 of the instructions and Part VII-A, question 9)

1a If the foundation has received a ruling or determination letter that it is a private operating foundation, and the ruling is effective for 2010, enter the date of the ruling ▶

b Check box to indicate whether the foundation is a private operating foundation described in section 4942(j)(3) or 4942(j)(5)

2a Enter the lesser of the adjusted net income from Part I or the minimum investment return from Part X for each year listed

	Tax year				(e) Total
	(a) 2010	(b) 2009	(c) 2008	(d) 2007	
b 85% of line 2a					
c Qualifying distributions from Part XII, line 4 for each year listed					
d Amounts included in line 2c not used directly for active conduct of exempt activities					
e Qualifying distributions made directly for active conduct of exempt activities. Subtract line 2d from line 2c					
3 Complete 3a, b, or c for the alternative test relied upon:					
a "Assets" alternative test—enter					
(1) Value of all assets					
(2) Value of assets qualifying under section 4942(j)(3)(B)(i)					
b "Endowment" alternative test—enter 2/3 of minimum investment return shown in Part X, line 6 for each year listed					
c "Support" alternative test—enter					
(1) Total support other than gross investment income (interest, dividends, rents, payments on securities loans (section 512(a)(5)), or royalties)					
(2) Support from general public and 5 or more exempt organizations as provided in section 4942(j)(3)(B)(iii)					
(3) Largest amount of support from an exempt organization					
(4) Gross investment income					

Part XV Supplementary Information (Complete this part only if the foundation had \$5,000 or more in assets at any time during the year—see page 28 of the instructions.)

1 **Information Regarding Foundation Managers:**

a List any managers of the foundation who have contributed more than 2% of the total contributions received by the foundation before the close of any tax year (but only if they have contributed more than \$5,000) (See section 507(d)(2))

N/A

b List any managers of the foundation who own 10% or more of the stock of a corporation (or an equally large portion of the ownership of a partnership or other entity) of which the foundation has a 10% or greater interest

N/A

2 **Information Regarding Contribution, Grant, Gift, Loan, Scholarship, etc., Programs:**

Check here if the foundation only makes contributions to preselected charitable organizations and does not accept unsolicited requests for funds. If the foundation makes gifts, grants, etc. (see page 28 of the instructions) to individuals or organizations under other conditions, complete items 2a, b, c, and d.

a The name, address, and telephone number of the person to whom applications should be addressed

**JUDITH THOMPSON, EXECUTIVE DIRECTOR 937-228-1021
1480 KETTERING TOWER, DAYTON, OH 45423**

b The form in which applications should be submitted and information and materials they should include

SEE STATEMENT 11

c Any submission deadlines

MARCH 15 AND SEPTEMBER 15 OF EACH YEAR

d Any restrictions or limitations on awards, such as by geographical areas, charitable fields, kinds of institutions, or other factors.

FUNDS MUST BE USED IN THE STATE OF OHIO

Part XV Supplementary Information (continued)

3 Grants and Contributions Paid During the Year or Approved for Future Payment

Recipient Name and address (home or business)	If recipient is an individual, show any relationship to any foundation manager or substantial contributor	Foundation status of recipient	Purpose of grant or contribution	Amount
a Paid during the year SEE ATTACHED	NONE	PUBLIC	GENERAL	439,256
Total			▶ 3a	439,256
b Approved for future payment N/A				
Total			▶ 3b	

On behalf of the listed taxpayer(s), J.P. Morgan
files the below-listed tax return(s):

J.P.Morgan

DEPARTMENT OF THE TREASURY
INTERNAL REVENUE SERVICE CENTER
OGDEN UT 84201-0027

15-November-2011

Taxpayer	Tax ID #				
THE KETTERING FUND	31-6027115	JBA/P91467004/DZZZZ			
12/31/2010 Overpayment Applied and Refund Requested	Amount Applied	25,000 00	Refund Amount	34,454.00	

Under penalties of perjury, I declare that the facsimile signature appearing on the enclosed returns is the signature adopted by me to sign the returns filed and that such signature was affixed to the returns at my direction in accordance with Administrative Rule Tax 209.

J.P. Morgan Services
PO Box 6089
Newark, DE 19714-6089

Mailed Via Certified Mail, Receipt #
7011-2000-0001-4514-4576

Federal Statements

31-6027115

Statement 1 - Form 990-PF, Part I, Line 11 - Other Income

Description	Revenue per Books	Net Investment Income	Adjusted Net Income
OID INCOME	\$ 14,716	\$ 14,716	\$
LAZARD LTD - INCOME	444	444	
SOF VIII PRIVATE INV- INCOME	-5,215	-5,215	
OTHER INCOME FROM TRUST	2,567	2,567	
TOTAL	\$ 12,512	\$ 12,512	\$ 0

Statement 2 - Form 990-PF, Part I, Line 16c - Other Professional Fees

Description	Total	Net Investment	Adjusted Net	Charitable Purpose
INVESTMENT MGT FEES	\$ 162,836	\$ 162,836	\$	
GRANT MAKERS DUES	5,000			5,000
TOTAL	\$ 167,836	\$ 162,836	\$ 0	\$ 5,000

Statement 3 - Form 990-PF, Part I, Line 18 - Taxes

Description	Total	Net Investment	Adjusted Net	Charitable Purpose
FOREIGN TAXES *	\$ 15,067	\$ 15,067	\$	
STATE AG TAXES	600			600
FEDERAL EXCISE TAX PAID	55,000			
TOTAL	\$ 70,667	\$ 15,067	\$ 0	\$ 600

Federal Statements

31-6027115

Statement 4 - Form 990-PF, Part I, Line 23 - Other Expenses

Description	Total	Net Investment	Adjusted Net	Charitable Purpose
EXPENSES				
MIAMI VALLEY VENTURE FUND	117	117		
INV INT EXP	1,066	1,066		
TOTAL	1,183	1,183	0	0

Federal Statements

Statement 5 - Form 990-PF, Part II, Line 10b - Corporate Stock Investments

Description	Beginning of Year	End of Year	Basis of Valuation	Fair Market Value
SEE ATTACHED SCHEDULE	\$ 18,716,766	\$ 21,077,568	COST	\$ 24,004,826
TOTAL	\$ 18,716,766	\$ 21,077,568		\$ 24,004,826

Statement 6 - Form 990-PF, Part II, Line 10c - Corporate Bond Investments

Description	Beginning of Year	End of Year	Basis of Valuation	Fair Market Value
SEE ATTACHED SCHEDULE	\$ 15,815,748	\$ 13,137,075	COST	\$ 13,403,689
TOTAL	\$ 15,815,748	\$ 13,137,075		\$ 13,403,689

Statement 7 - Form 990-PF, Part II, Line 13 - Other Investments

Description	Beginning of Year	End of Year	Basis of Valuation	Fair Market Value
HEDGE FUNDS AND OTHER ASSETS	\$ 24,223,014	\$ 26,575,418	COST	\$ 29,957,385
TOTAL	\$ 24,223,014	\$ 26,575,418		\$ 29,957,385

Statement 8 - Form 990-PF, Part II, Line 15 - Other Assets

Description	Beginning of Year	End of Year	Fair Market Value
CD & R - FUND 8, LLC	\$ 238,616	\$	\$
TOTAL	\$ 238,616	\$ 0	\$ 0

Statement 9 - Form 990-PF, Part III, Line 3 - Other Increases

Description	Amount
BEGINNING YEAR BASIS ADJUSTMENT TO LAZARD	\$ 170
MIAMI VALLEY VENTURE FUND, LP	18,616
OID CASH ADJ	3,863
TOTAL	\$ 22,649

Statement 10 - Form 990-PF, Part III, Line 5 - Other Decreases

Description	Amount
BASIS ADJUSTMENT	\$ 10,436
TOTAL	\$ 10,436

Statement 11 - Form 990-PF, Part XV, Line 2b - Application Format and Required ContentsDescription

A LETTER IS REQUIRED THAT SHOULD STATE THE AMOUNT BEING REQUESTED, THE REASON FOR THE REQUEST, IF KETTERING HAS SUPPORTED THE ORGANIZATION BEFORE, AND THE NAME OF OTHER FUNDS THAT MAY BE PROVIDING SUPPORT.

Form 990-PF, Part XV, Line 2c - Submission DeadlinesDescription

MARCH 15 AND SEPTEMBER 15 OF EACH YEAR

Form 990-PF, Part XV, Line 2d - Award Restrictions or LimitationsDescription

FUNDS MUST BE USED IN THE STATE OF OHIO

Tax-Exempt Dividends from Securities

<u>Description</u>	<u>Amount</u>	<u>Unrelated Business Code</u>	<u>Exclusion Code</u>	<u>Postal Code</u>	<u>InState Muni (\$ or %)</u>
NON DIV DISTRIBUTION	\$			14	
TAX EXEMPT MUNI	26,102			14	
TOTAL	\$ 26,102				

Taxable Dividends from Securities

<u>Description</u>	<u>Amount</u>	<u>Unrelated Business Code</u>	<u>Exclusion Code</u>	<u>Postal Code</u>	<u>US Obs (\$ or %)</u>
DIVIDENDS AND INTEREST	\$ 885,896			14	
TOTAL	\$ 885,896				

Other Investment Income

<u>Description</u>	<u>Amount</u>	<u>Unrelated Business Code</u>	<u>Exclusion Code</u>	<u>Postal Code</u>
OID INCOME	\$ 14,716			14
TOTAL	\$ 14,716			

ACCOUNTS RECEIVABLE

<u>Description</u>	<u>Amount</u>
2010 ACCRUED INT C/O TO 2011	\$ 1,877
ACCOUNTS RECEIVABLE	3
MBS INC IN 2010 PD IN 2011	<u>1,133</u>
TOTAL	<u>\$ 3,013</u>

The Kettering Fund

EIN: 31-6027115

Tax year ending 12/31/2010

Election Under IRC Reg. 53.4942-(a)-3(d)(2)

The Kettering Fund hereby elects to treat the current year's qualifying distributions in excess of the immediately preceding year's undistributed income as made out of corpus. Elected amount is \$ 514,921

Signed: *James J. Brogan III V.P.*
Vice President

THE KETTERING FUND EIN# 31-6027115

GRANTS MADE THIS YEAR

Recipient Name	City	State	Status	Purpose of Grant	Relationship	Amount
OHIO FOUNDATION OF INDEPENDENT COLLEGES	Columbus	OH	Public	FOR SCHOLARSHIPS	None	\$ 13,500 00
ASHLAND COUNTY COMMUNITY FOUNDATION	Dayton	OH	Public	CF KETTERING SCIENCE CENTER RENOVATION	None	3,050
SALVATION ARMY OF GREATER DAYTON	Dayton	OH	Public	FOR THE KROC COMMUNITY	None	100,000
OHIO ARTS COUNCIL	Columbus	OH	Public	FOR CEC ARTSLINK RESIDENCIES	None	40,000
GIRL SCOUTS OF WESTERN OHIO	Dayton	OH	Public	FROM BUCKEYE TRAILS COUNCIL SUPPORT	None	20,000
JUNIOR ACHIEVEMENT OF OKI	Chester	OH	Public	FOR GENERAL OPERATING SUPPORT	None	16,500
LITTLE MIAMI INC	Milford	OH	Public	FOR OPERATING SUPPORT	None	5,000
GREATER DAYTON PUBLIC	Dayton	OH	Public	FOR EDUC TV RESOURCE GUIDE	None	25,000
UNIVERSITY OF DAYTON	Dayton	OH	Public	FOR SCHOLARSHIPS	None	100,000
YMCA OF GREATER DAYTON	Dayton	OH	Public	FOR GENERAL OPERATING SUPPORT	None	26,956
DAYTON ART INSTITUTE	Dayton	OH	Public	FOR KETTERING ASIAN ART FUND	None	56,000
LOUDONVILLE AGRICULTURAL	Loudonville	OH	Public	KETTERING SCHOLARSHIPS AND AWARDS	None	5,000
KENYON COLLEGE	Gambier	OH	Public	FOR ACADEMIC PARTNERSHIP PROGRAM	None	25,000
THE FOUNDATION CENTER CLEVELAND	Cleveland	OH	Public	FOR GENERAL OPERATING SUPPORT	None	3,250

\$ 439,256

ACCT 5897 P91467004
 FROM 01/01/2010
 TO 12/31/2010

J.P MORGAN CHASE BANK, N A
 STATEMENT OF CAPITAL GAINS AND LOSSES
 THE KETTERING FUND

PAGE 192
 RUN 11/15/2011
 12 52 54 PM

TRUST YEAR ENDING 12/31/2010

TAX PREPARER: JBA
 TRUST ADMINISTRATOR: DL2
 INVESTMENT OFFICER: CWF

LEGEND: F - FEDERAL S - STATE I - INHERITED
 E - EXEMPT FROM STATE U - ACQ COST UNKNOWN

PROPERTY DESCRIPTION	SHARES	DATE	SALES PRICE	COST BASIS	GAIN/LOSS	TERM
55000 0000 AOL TIME WARNER INC - 00184AAF2 - MINOR = 02071						
SOLD		07/15/2010	60500.00			SUB TRUST P91467301
ACQ	55000 0000	08/28/2009	60500.00	60295 95	204 05	ST
40000.0000 AT & T WIRELESS SERVICES INC - 00209AAG1 - MINOR = 02071						
SOLD		07/06/2010	44746 00			SUB TRUST P91467301
ACQ	40000.0000	02/17/2010	44746.00	45370 40	-624 40	ST
40000 0000 ABBOTT LABORATORIES - 002824AX8						
SOLD		07/06/2010	40991 60			SUB TRUST P91467301
ACQ	40000 0000	05/25/2010	40991 60	40104 00	887 60	ST
50000 0000 ABBOTT LABORATORIES - 002824AX8						
SOLD		07/21/2010	51640 00			SUB TRUST P91467301
ACQ	50000 0000	05/25/2010	51640 00	50130 00	1510.00	ST
246981 3390 ADVISORS SER TR - 007989395						
SOLD		02/25/2010	3746706 91			
ACQ	246981 3390	09/04/2008	3746706 91	4500000.00	-753293.09	LT15
100000 0000 AFRICAN DEVELOPMENT BANK - 008281AX5						
SOLD		09/01/2010	106426 83			SUB TRUST P91467301
ACQ	100000 0000	07/22/2009	106426 83	99600 00	6826 83	LT15
90000 0000 AFRICAN DEVELOPMENT BANK - 00828EAJ8						
SOLD		08/31/2010	91786 23			SUB TRUST P91467301
ACQ	90000 0000	02/02/2010	91786.23	89690 40	2095 83	ST
50000 0000 ANADARKO PETROLEUM CORP - 032511BD8						
SOLD		08/04/2010	53750.00			SUB TRUST P91467301
ACQ	50000 0000	09/16/2009	53750 00	56951 50	-3201 50	ST
5000 0000 ARCELORMITTAL - 03938LAC8						
SOLD		06/29/2010	5290.55			SUB TRUST P91467301
ACQ	5000 0000	12/17/2009	5290.55	5325.45	-34.90	ST
45000 0000 ARCELORMITTAL - 03938LAC8						
SOLD		07/01/2010	47590.20			SUB TRUST P91467301
ACQ	45000 0000	12/17/2009	47590.20	47929 05	-338 85	ST
900 0000 ARROW ELECTRONICS INC - 042735100 - MINOR = 31001						
SOLD		03/25/2010	26682 41			SUB TRUST P91467608
ACQ	900 0000	08/15/2006	26682 41	24277 50	2404.91	LT15
58 0000 ASCENT MEDIA CORP-A-W/I - 043632108 - MINOR = 44						
SOLD		09/13/2010	1623 38			SUB TRUST P91467608
ACQ	58.0000	08/15/2006	1623.38	1288.89	334.49	LT15
52 0000 ASCENT MEDIA CORP-A-W/I - 043632108 - MINOR = 44						
SOLD		10/12/2010	1453 47			SUB TRUST P91467608
ACQ	52.0000	08/15/2006	1453 47	1155 56	297 91	LT15
4000.0000 AUTOZONE INC - 053332AH5						
SOLD		06/28/2010	4477.80			SUB TRUST P91467301
ACQ	4000 0000	10/08/2009	4477 80	4377 88	99 92	ST
6000.0000 AUTOZONE INC - 053332AH5						
SOLD		06/28/2010	6714 78			SUB TRUST P91467301
ACQ	6000.0000	10/08/2009	6714.78	6566 82	147 96	ST
30000 0000 AUTOZONE INC - 053332AH5						
SOLD		07/01/2010	33545 40			SUB TRUST P91467301
ACQ	30000 0000	10/08/2009	33545 40	32834 10	711 30	ST
1350 0000 BJ SVCS CO - 055482103 - MINOR = 31000						
SOLD		04/30/2010	3631.50			SUB TRUST P91467608
ACQ	1000 0000	03/19/2008	2690 00	2690 00	0 00	LT15
	350 0000	06/11/2008	941.50	941 50	0.00	LT15
CHANGED 11/14/11 LB4 ***FOUND UPDATE***						
45000 0000 BNP PARIBAS - 05567LG68						
SOLD		03/26/2010	44692 65			SUB TRUST P91467301
ACQ	45000 0000	03/08/2010	44692.65	44851.95	-159.30	ST
60000 0000 BNP PARIBAS - 05567LG68						
SOLD		12/20/2010	60847.80			SUB TRUST P91467301
ACQ	60000 0000	10/07/2010	60847.80	62628 60	-1780 80	ST
.0000 BAKER HUGHES INC - 057224107 - MINOR = 31001						
SOLD		05/13/2010	21.61			SUB TRUST P91467608
ACQ	0000		21 61	0 00	21 61	LT15
CHANGED 05/17/10 AW4						
0000 BAKER HUGHES INC - 057224107 - MINOR = 31001						
SOLD		06/02/2010	0 07			SUB TRUST P91467608
ACQ	0000		0 07	0.00	0 07	LT15
CHANGED 06/07/10 AW4						
75000 0000 BANK OF AMERICA CORP 7 80% DUE 02/15/2010 - 060505AD6 - MINOR = 02071						
SOLD		02/16/2010	75000 00			SUB TRUST P91467301
ACQ	75000 0000	04/10/2007	75000 00	83876 65	-8876.65	LT15
CHANGED 11/13/11 JBA						
40000.0000 BANK OF AMERICA NA - 06051GDW6						
SOLD		02/11/2010	41826 80			SUB TRUST P91467301
ACQ	5000 0000	04/29/2008	5228.35	4986 20	242 15	LT15
	35000.0000	07/30/2008	36598.45	34169 72	2428.73	LT15
45000 0000 BANK OF AMERICA NA - 06051GDW6						
SOLD		04/08/2010	46947 15			SUB TRUST P91467301
ACQ	45000.0000	07/30/2008	46947.15	43984 30	2962.85	LT15
45000.0000 BANK OF AMERICA CORP - 06051GEB1						
SOLD		07/06/2010	45558 00			SUB TRUST P91467301
ACQ	45000 0000	03/08/2010	45558 00	44954.55	603 45	ST
500000 0000 BARCLAYS BREN S&P GSCI AG 4/28/11 - 06738Q5G9 - MINOR = 37						
SOLD		08/11/2010	560250.00			
ACQ	500000 0000	04/16/2009	560250.00	492500 00	67750.00	LT15

ACCT 5897 P91467004
 FROM 01/01/2010
 TO 12/31/2010

J P MORGAN CHASE BANK, N A
 STATEMENT OF CAPITAL GAINS AND LOSSES
 THE KETTERING FUND

PAGE 193
 RUN 11/15/2011
 12:52.54 PM

TRUST YEAR ENDING 12/31/2010

TAX PREPARER JBA
 TRUST ADMINISTRATOR DL2
 INVESTMENT OFFICER. CWF

LEGEND: F - FEDERAL S - STATE I - INHERITED
 E - EXEMPT FROM STATE U - ACQ COST UNKNOWN

PROPERTY DESCRIPTION	SHARES	DATE	SALES PRICE	COST BASIS	GAIN/LOSS	TERM
500000 0000 BARCLAYS BREN GSCI OIL 8/05/10 - 06738QF37 - MINOR = 37						
SOLD		08/05/2010	725550 90			
ACQ	500000 0000	02/02/2009	725550 90	492500 00	233050 90	LT15
100000.0000 BARCLAYS BANK PLC - 06739FFZ9						
SOLD		09/08/2010	109500.00			
ACQ	100000 0000	07/07/2009	109500.00	99883 00		
1000000 0000 BARC SPX BREN 10/14/10 - 06739JXL2						
SOLD		10/14/2010	1157000 00			
ACQ	1000000 0000	09/25/2009	1157000.00	990000.00	167000 00	LT15
100000 0000 BELLSOUTH CAPITAL FUNDING - 079857AG3 - MINOR = 02071						
SOLD		02/16/2010	100000 00			
ACQ	100000.0000	04/10/2007	100000 00	108951 00	-8951 00	LT15
CHANGED 11/13/11 JBA						
60000 0000 BRITISH TELECOMMUNICATIONS P L C 0{NOTES 8 1/8% DEC 15 2010 - 111021AD3 - MINOR = 02051						
SOLD		12/15/2010	60000.00			
ACQ	60000 0000	07/01/2009	60000 00	63975 00	-3975 00	LT15
150 0000 BUCYRUS INTERNATIONAL INC - 118759109 - MINOR = 31000						
SOLD		09/15/2010	10064 31			
ACQ	150 0000	03/01/2007	10064 31	3724 07	6340 24	LT15
45000 0000 CITIGROUP INC - 172967EQ0						
SOLD		09/08/2010	47980.80			
ACQ	45000 0000	07/27/2009	47980 80	44289 99	3690.81	LT15
15000.0000 CITIGROUP INC - 172967EQ0						
SOLD		10/13/2010	16222 20			
ACQ	15000 0000	07/27/2009	16222 20	14772.25	1449.95	LT15
500 0000 COGNEX CORP - 192422103 - MINOR = 31000						
SOLD		09/13/2010	11047 11			
ACQ	500 0000	08/15/2006	11047 11	12319.10	-1271 99	LT15
90000.0000 COUNCIL OF EUROPE - 222213AA8						
SOLD		08/31/2010	94731.30			
ACQ	90000.0000	02/03/2010	94731 30	89908.20	4823.10	ST
75000.0000 CREDIT SUISSE FB USA INC - 22541LAB9 - MINOR = 02071						
SOLD		07/06/2010	79641.75			
ACQ	75000 0000	04/10/2007	79641.75	73357 50	6284 25	LT15
CHANGED 11/13/11 JBA						
1000000 0000 CS SPX OPT ENTRY REN 12/09/10 - 22546ELX0						
SOLD		12/09/2010	1130000 00			
ACQ	1000000 0000	08/20/2009	1130000 00	989000.00	141000.00	LT15
1000000 0000 CS ASIA BASKET BREN 09/09/10 - 22546EMA9						
SOLD		09/10/2010	1209800.00			
ACQ	1000000.0000	08/21/2009	1209800.00	990000 00	219800 00	LT15
100 0000 CUMMINS INC - 231021106 - MINOR = 31001						
SOLD		06/14/2010	7384 97			
ACQ	100 0000	08/16/2006	7384 97	2977.50	4407 47	LT15
60000 0000 DEUTSCHE BANK AG LONDON - 2515A0Q30						
SOLD		03/26/2010	61367.40			
ACQ	60000.0000	08/11/2009	61367 40	59765 40	1602 00	ST
50000 0000 DUKE ENERGY CORP - 264399EQ5						
SOLD		03/22/2010	56121.50			
ACQ	50000 0000	10/19/2009	56121 50	55166 00	955 50	ST
50000.0000 EQT CORP - 294549AJ9						
SOLD		06/25/2010	52276 50			
ACQ	50000 0000	10/15/2009	52276 50	52153.50	123.00	ST
85000 0000 EUROPEAN BK RECON & DEV - 29874QBR4						
SOLD		08/31/2010	91284 68			
ACQ	85000 0000	09/11/2009	91284.68	89624.00	1660.68	ST
160000 0000 EUROPEAN INVESTMENT BANK - 298785ET9						
SOLD		08/25/2010	164096 40			
ACQ	160000 0000	06/18/2009	164096.40	163022.40	1074.00	LT15
90000.0000 EUROPEAN INVESTMENT BANK - 298785FC5						
SOLD		08/24/2010	91782 90			
ACQ	90000 0000	01/26/2010	91782 90	89698 50	2084.40	ST
4162.8700 FREDDIE MAC GOLD PARTIC CTF 5.5% FEB 01 2020 - 31283K4M7						
SOLD		01/15/2010	4162 87			
ACQ	4162 8700	08/12/2009	4162.87	4408.74	-245.87	ST
CHANGED 01/11/11 AW4						
4068.2000 FREDDIE MAC GOLD PARTIC CTF 5.5% FEB 01 2020 - 31283K4M7						
SOLD		02/16/2010	4068.20			
ACQ	4068 2000	08/12/2009	4068.20	4308.48	-240.28	ST
CHANGED 01/11/11 AW4						
7167 3400 FREDDIE MAC GOLD PARTIC CTF 5.5% FEB 01 2020 - 31283K4M7						
SOLD		03/15/2010	7167.34			
ACQ	7167 3400	08/12/2009	7167 34	7590 66	-423.32	ST
CHANGED 01/11/11 AW4						
4202 1100 FREDDIE MAC GOLD PARTIC CTF 5 5% FEB 01 2020 - 31283K4M7						
SOLD		04/15/2010	4202 11			
ACQ	4202 1100	08/12/2009	4202.11	4450 30	-248.19	ST
CHANGED 01/11/11 AW4						
3922.1200 FREDDIE MAC GOLD PARTIC CTF 5 5% FEB 01 2020 - 31283K4M7						
SOLD		05/17/2010	3922.12			
ACQ	3922 1200	08/12/2009	3922.12	4153 77	-231 65	ST
CHANGED 01/11/11 AW4						
3972.9200 FREDDIE MAC GOLD PARTIC CTF 5 5% FEB 01 2020 - 31283K4M7						
SOLD		06/15/2010	3972 92			
ACQ	3972 9200	08/12/2009	3972.92	4207.57	-234 65	ST
CHANGED 01/11/11 AW4						

ACCT 5897 P91467004
 FROM 01/01/2010
 TO 12/31/2010

J P.MORGAN CHASE BANK, N.A.
 STATEMENT OF CAPITAL GAINS AND LOSSES
 THE KETTERING FUND

PAGE 194
 RUN 11/15/2011
 12 52 54 PM

TRUST YEAR ENDING 12/31/2010

TAX PREPARER JBA
 TRUST ADMINISTRATOR DL2
 INVESTMENT OFFICER CWF

LEGEND: F - FEDERAL S - STATE I - INHERITED
 E - EXEMPT FROM STATE U - ACQ COST UNKNOWN

PROPERTY DESCRIPTION	SHARES	DATE	SALES PRICE	COST BASIS	GAIN/LOSS	TERM
3994 0500 FREDDIE MAC GOLD PARTIC CTF 5.5% FEB 01 2020 - 31283K4M7						
SOLD		07/15/2010	3994 05			SUB TRUST P91467301
ACQ	3994 0500	08/12/2009	3994 05	4229 95	-235.90	ST
CHANGED 01/11/11 AW4						
4107 0900 FREDDIE MAC GOLD PARTIC CTF 5.5% FEB 01 2020 - 31283K4M7						
SOLD		08/16/2010	4107 09			SUB TRUST P91467301
ACQ	4107 0900	08/12/2009	4107 09	4349 66	-242 57	LT15
CHANGED 01/11/11 AW4						
3883.7300 FREDDIE MAC GOLD PARTIC CTF 5 5% FEB 01 2020 - 31283K4M7						
SOLD		09/15/2010	3883.73			SUB TRUST P91467301
ACQ	3883 7300	08/12/2009	3883 73	4113.11	-229.38	LT15
CHANGED 01/11/11 AW4						
6540.9700 FREDDIE MAC GOLD PARTIC CTF 5 5% FEB 01 2020 - 31283K4M7						
SOLD		10/15/2010	6540 97			SUB TRUST P91467301
ACQ	6540.9700	08/12/2009	6540.97	6927 30	-386.33	LT15
CHANGED 01/11/11 AW4						
4133 9000 FREDDIE MAC GOLD PARTIC CTF 5 5% FEB 01 2020 - 31283K4M7						
SOLD		11/15/2010	4133 90			SUB TRUST P91467301
ACQ	4133 9000	08/12/2009	4133 90	4378.06	-244 16	LT15
CHANGED 01/11/11 AW4						
4499 1200 FREDDIE MAC GOLD PARTIC CTF 5 5% FEB 01 2020 - 31283K4M7						
SOLD		12/15/2010	4499 12			SUB TRUST P91467301
ACQ	4499 1200	08/12/2009	4499.12	4764 85	-265 73	LT15
CHANGED 01/11/11 AW4						
365000 0000 FHLMC - 3128X93D0						
SOLD		07/06/2010	365091.25			SUB TRUST P91467301
ACQ	365000 0000	03/24/2010	365091 25	364722.60	368 65	ST
100000 0000 FFCB - 31331RP90 - MINOR = 02021						
SOLD		10/25/2010	114480 00			SUB TRUST P91467301
ACQ	100000 0000	04/10/2007	114480.00	105990 00	8490 00	LT15
CHANGED 11/13/11 JBA						
550000 0000 FEDERAL HOME LOAN BANK - 313385VX1						
SOLD		03/25/2010	549844 16			SUB TRUST P91467301
ACQ	550000 0000	01/26/2010	549844 16	549844.16	0 00	ST
1018 1400 FREDDIE MAC - 313399AJ6 - MINOR = 02360						
SOLD		01/15/2010	1018.14			SUB TRUST P91467301
ACQ	1018 1400	04/20/2007	1018 14	1056.64	-38 50	LT15
CHANGED 01/12/11 AW4						
811 8200 FREDDIE MAC - 313399AJ6 - MINOR = 02360						
SOLD		02/18/2010	811 82			SUB TRUST P91467301
ACQ	811 8200	04/20/2007	811.82	842 52	-30 70	LT15
CHANGED 01/12/11 AW4						
1133.3700 FREDDIE MAC - 313399AJ6 - MINOR = 02360						
SOLD		03/15/2010	1133 37			SUB TRUST P91467301
ACQ	1133 3700	04/20/2007	1133 37	1176 23	-42 86	LT15
CHANGED 01/12/11 AW4						
966.4900 FREDDIE MAC - 313399AJ6 - MINOR = 02360						
SOLD		04/15/2010	966 49			SUB TRUST P91467301
ACQ	966 4900	04/20/2007	966.49	1003 04	-36.55	LT15
CHANGED 01/12/11 AW4						
874 5200 FREDDIE MAC - 313399AJ6 - MINOR = 02360						
SOLD		05/17/2010	874.52			SUB TRUST P91467301
ACQ	874.5200	04/20/2007	874 52	907 59	-33 07	LT15
CHANGED 01/12/11 AW4						
855 8600 FREDDIE MAC - 313399AJ6 - MINOR = 02360						
SOLD		06/15/2010	855.86			SUB TRUST P91467301
ACQ	855 8600	04/20/2007	855.86	888.22	-32.36	LT15
CHANGED 01/12/11 AW4						
839 9200 FREDDIE MAC - 313399AJ6 - MINOR = 02360						
SOLD		07/15/2010	839 92			SUB TRUST P91467301
ACQ	839 9200	04/20/2007	839 92	871 68	-31.76	LT15
CHANGED 01/12/11 AW4						
873 7500 FREDDIE MAC - 313399AJ6 - MINOR = 02360						
SOLD		08/16/2010	873 75			SUB TRUST P91467301
ACQ	873 7500	04/20/2007	873 75	906 79	-33 04	LT15
CHANGED 01/12/11 AW4						
860 6000 FREDDIE MAC - 313399AJ6 - MINOR = 02360						
SOLD		09/15/2010	860 60			SUB TRUST P91467301
ACQ	860.6000	04/20/2007	860 60	893 14	-32 54	LT15
CHANGED 01/12/11 AW4						
745 7100 FREDDIE MAC - 313399AJ6 - MINOR = 02360						
SOLD		10/15/2010	745 71			SUB TRUST P91467301
ACQ	745 7100	04/20/2007	745 71	773.91	-28 20	LT15
CHANGED 01/12/11 AW4						
846.7900 FREDDIE MAC - 313399AJ6 - MINOR = 02360						
SOLD		11/15/2010	846.79			SUB TRUST P91467301
ACQ	846.7900	04/20/2007	846.79	878.81	-32.02	LT15
CHANGED 01/12/11 AW4						
946 4600 FREDDIE MAC - 313399AJ6 - MINOR = 02360						
SOLD		12/15/2010	946 46			SUB TRUST P91467301
ACQ	946 4600	04/20/2007	946 46	982.25	-35 79	LT15
CHANGED 01/12/11 AW4						
1064 2200 FREDDIE MAC - 313399TA5 - MINOR = 02360						
SOLD		01/15/2010	1064.22			SUB TRUST P91467301
ACQ	1064 2200	04/20/2007	1064.22	1061 06	3.16	LT15
CHANGED 01/12/11 AW4						

ACCT 5897 P91467004
 FROM 01/01/2010
 TO 12/31/2010

J.P MORGAN CHASE BANK, N.A.
 STATEMENT OF CAPITAL GAINS AND LOSSES
 THE KETTERING FUND

PAGE 195
 RUN 11/15/2011
 12:52 54 PM

TRUST YEAR ENDING 12/31/2010

TAX PREPARER: JBA
 TRUST ADMINISTRATOR DL2
 INVESTMENT OFFICER CWF

LEGEND: F - FEDERAL S - STATE I - INHERITED
 E - EXEMPT FROM STATE U - ACQ COST UNKNOWN

PROPERTY DESCRIPTION	SHARES	DATE	SALES PRICE	COST BASIS	GAIN/LOSS	TERM
1079.6800 FREDDIE MAC - 313399TA5 - MINOR = 02360						
SOLD		02/16/2010	1079.68			
ACQ	1079.6800	04/20/2007	1079.68	1076.47	3.21	LT15
CHANGED 01/12/11 AW4						
1116.2700 FREDDIE MAC - 313399TA5 - MINOR = 02360						
SOLD		03/15/2010	1116.27			
ACQ	1116.2700	04/20/2007	1116.27	1112.96	3.31	LT15
CHANGED 01/12/11 AW4						
797.4200 FREDDIE MAC - 313399TA5 - MINOR = 02360						
SOLD		04/15/2010	797.42			
ACQ	797.4200	04/20/2007	797.42	795.05	2.37	LT15
CHANGED 01/12/11 AW4						
949.5800 FREDDIE MAC - 313399TA5 - MINOR = 02360						
SOLD		05/17/2010	949.58			
ACQ	949.5800	04/20/2007	949.58	946.76	2.82	LT15
CHANGED 01/12/11 AW4						
923.2000 FREDDIE MAC - 313399TA5 - MINOR = 02360						
SOLD		06/15/2010	923.20			
ACQ	923.2000	04/20/2007	923.20	920.46	2.74	LT15
CHANGED 01/12/11 AW4						
884.7700 FREDDIE MAC - 313399TA5 - MINOR = 02360						
SOLD		07/15/2010	884.77			
ACQ	884.7700	04/20/2007	884.77	882.14	2.63	LT15
CHANGED 01/12/11 AW4						
1152.1700 FREDDIE MAC - 313399TA5 - MINOR = 02360						
SOLD		08/16/2010	1152.17			
ACQ	1152.1700	04/20/2007	1152.17	1148.75	3.42	LT15
CHANGED 01/12/11 AW4						
814.1700 FREDDIE MAC - 313399TA5 - MINOR = 02360						
SOLD		09/15/2010	814.17			
ACQ	814.1700	04/20/2007	814.17	811.75	2.42	LT15
CHANGED 01/12/11 AW4						
914.9900 FREDDIE MAC - 313399TA5 - MINOR = 02360						
SOLD		10/15/2010	914.99			
ACQ	914.9900	04/20/2007	914.99	912.27	2.72	LT15
CHANGED 01/12/11 AW4						
757.2400 FREDDIE MAC - 313399TA5 - MINOR = 02360						
SOLD		11/15/2010	757.24			
ACQ	757.2400	04/20/2007	757.24	754.99	2.25	LT15
CHANGED 01/12/11 AW4						
907.3400 FREDDIE MAC - 313399TA5 - MINOR = 02360						
SOLD		12/15/2010	907.34			
ACQ	907.3400	04/20/2007	907.34	904.65	2.69	LT15
CHANGED 01/12/11 AW4						
459.2100 FREDDIE MAC - 313399GT50 - MINOR = 02360						
SOLD		01/15/2010	459.21			
ACQ	459.2100	04/20/2007	459.21	479.44	-20.23	LT15
CHANGED 01/12/11 AW4						
511.8700 FREDDIE MAC - 313399GT50 - MINOR = 02360						
SOLD		02/16/2010	511.87			
ACQ	511.8700	04/20/2007	511.87	534.42	-22.55	LT15
CHANGED 01/12/11 AW4						
923.2400 FREDDIE MAC - 313399GT50 - MINOR = 02360						
SOLD		03/15/2010	923.24			
ACQ	923.2400	04/20/2007	923.24	963.92	-40.68	LT15
CHANGED 01/12/11 AW4						
798.2100 FREDDIE MAC - 313399GT50 - MINOR = 02360						
SOLD		04/15/2010	798.21			
ACQ	798.2100	04/20/2007	798.21	833.38	-35.17	LT15
CHANGED 01/12/11 AW4						
613.2300 FREDDIE MAC - 313399GT50 - MINOR = 02360						
SOLD		05/17/2010	613.23			
ACQ	613.2300	04/20/2007	613.23	640.25	-27.02	LT15
CHANGED 01/12/11 AW4						
629.4800 FREDDIE MAC - 313399GT50 - MINOR = 02360						
SOLD		06/15/2010	629.48			
ACQ	629.4800	04/20/2007	629.48	657.22	-27.74	LT15
CHANGED 01/12/11 AW4						
471.7200 FREDDIE MAC - 313399GT50 - MINOR = 02360						
SOLD		07/15/2010	471.72			
ACQ	471.7200	04/20/2007	471.72	492.51	-20.79	LT15
CHANGED 01/12/11 AW4						
572.5000 FREDDIE MAC - 313399GT50 - MINOR = 02360						
SOLD		08/16/2010	572.50			
ACQ	572.5000	04/20/2007	572.50	597.73	-25.23	LT15
CHANGED 01/12/11 AW4						
683.6700 FREDDIE MAC - 313399GT50 - MINOR = 02360						
SOLD		09/15/2010	683.67			
ACQ	683.6700	04/20/2007	683.67	713.79	-30.12	LT15
CHANGED 01/12/11 AW4						
577.0200 FREDDIE MAC - 313399GT50 - MINOR = 02360						
SOLD		10/15/2010	577.02			
ACQ	577.0200	04/20/2007	577.02	602.45	-25.43	LT15
CHANGED 01/12/11 AW4						

ACCT 5897 P91467004
 FROM 01/01/2010
 TO 12/31/2010

J P MORGAN CHASE BANK, N.A.
 STATEMENT OF CAPITAL GAINS AND LOSSES
 THE KETTERING FUND

PAGE 196
 RUN 11/15/2011
 12 52 54 PM

TRUST YEAR ENDING 12/31/2010

TAX PREPARER JBA
 TRUST ADMINISTRATOR DL2
 INVESTMENT OFFICER. CWF

LEGEND. F - FEDERAL S - STATE I - INHERITED
 E - EXEMPT FROM STATE U - ACQ COST UNKNOWN

PROPERTY DESCRIPTION	SHARES	DATE	SALES PRICE	COST BASIS	GAIN/LOSS	TERM
745 9400 FREDDIE MAC - 31339GT50 - MINOR = 02360						
SOLD		11/15/2010	745 94			
ACQ	745 9400	04/20/2007	745 94	778 81	-32 87	LT15
CHANGED 01/12/11 AW4						
578 8200 FREDDIE MAC - 31339GT50 - MINOR = 02360						
SOLD		12/15/2010	578 82			
ACQ	578.8200	04/20/2007	578 82	604.32	-25 50	LT15
CHANGED 01/12/11 AW4						
490.3500 FREDDIE MAC - 31339NTA4 - MINOR = 02360						
SOLD		01/15/2010	490 35			
ACQ	490.3500	04/20/2007	490 35	523 75	-33.40	LT15
CHANGED 01/12/11 AW4						
438 9600 FREDDIE MAC - 31339NTA4 - MINOR = 02360						
SOLD		02/16/2010	438.96			
ACQ	438 9600	04/20/2007	438 96	468 86	-29.90	LT15
CHANGED 01/12/11 AW4						
464.1400 FREDDIE MAC - 31339NTA4 - MINOR = 02360						
SOLD		03/15/2010	464 14			
ACQ	464 1400	04/20/2007	464.14	495.76	-31.62	LT15
CHANGED 01/12/11 AW4						
406.8600 FREDDIE MAC - 31339NTA4 - MINOR = 02360						
SOLD		04/15/2010	406 86			
ACQ	406 8600	04/20/2007	406 86	434 58	-27.72	LT15
CHANGED 01/12/11 AW4						
443 0700 FREDDIE MAC - 31339NTA4 - MINOR = 02360						
SOLD		05/17/2010	443 07			
ACQ	443 0700	04/20/2007	443.07	473 25	-30 18	LT15
CHANGED 01/12/11 AW4						
282 2900 FREDDIE MAC - 31339NTA4 - MINOR = 02360						
SOLD		06/15/2010	282 29			
ACQ	282 2900	04/20/2007	282 29	301 52	-19.23	LT15
CHANGED 01/12/11 AW4						
450.3000 FREDDIE MAC - 31339NTA4 - MINOR = 02360						
SOLD		07/15/2010	450.30			
ACQ	450 3000	04/20/2007	450 30	480.98	-30.68	LT15
CHANGED 01/12/11 AW4						
398.2200 FREDDIE MAC - 31339NTA4 - MINOR = 02360						
SOLD		08/16/2010	398 22			
ACQ	398 2200	04/20/2007	398 22	425.35	-27.13	LT15
CHANGED 01/12/11 AW4						
348 9700 FREDDIE MAC - 31339NTA4 - MINOR = 02360						
SOLD		09/15/2010	348.97			
ACQ	348 9700	04/20/2007	348 97	372 74	-23 77	LT15
CHANGED 01/12/11 AW4						
463 3400 FREDDIE MAC - 31339NTA4 - MINOR = 02360						
SOLD		10/15/2010	463.34			
ACQ	463 3400	04/20/2007	463 34	494.91	-31 57	LT15
CHANGED 01/12/11 AW4						
416 6000 FREDDIE MAC - 31339NTA4 - MINOR = 02360						
SOLD		11/15/2010	416.60			
ACQ	416.6000	04/20/2007	416 60	444 98	-28.38	LT15
CHANGED 01/12/11 AW4						
295 8000 FREDDIE MAC - 31339NTA4 - MINOR = 02360						
SOLD		12/15/2010	295 80			
ACQ	295 8000	04/20/2007	295.80	315 95	-20.15	LT15
CHANGED 01/12/11 AW4						
276.2900 FREDDIE MAC - 3133TURU4 - MINOR = 02360						
SOLD		01/15/2010	276.29			
ACQ	276 2900	04/20/2007	276.29	296.15	-19 86	LT15
CHANGED 01/12/11 AW4						
263 2200 FREDDIE MAC - 3133TURU4 - MINOR = 02360						
SOLD		02/16/2010	263 22			
ACQ	263 2200	04/20/2007	263 22	282 14	-18 92	LT15
CHANGED 01/12/11 AW4						
283.6400 FREDDIE MAC - 3133TURU4 - MINOR = 02360						
SOLD		03/15/2010	283 64			
ACQ	283 6400	04/20/2007	283.64	304 03	-20.39	LT15
CHANGED 01/12/11 AW4						
253 5800 FREDDIE MAC - 3133TURU4 - MINOR = 02360						
SOLD		04/15/2010	253 58			
ACQ	253 5800	04/20/2007	253 58	271.81	-18.23	LT15
CHANGED 01/12/11 AW4						
205 8600 FREDDIE MAC - 3133TURU4 - MINOR = 02360						
SOLD		05/17/2010	205 86			
ACQ	205.8600	04/20/2007	205 86	220.66	-14 80	LT15
CHANGED 01/12/11 AW4						
361.1700 FREDDIE MAC - 3133TURU4 - MINOR = 02360						
SOLD		06/15/2010	361 17			
ACQ	361 1700	04/20/2007	361.17	387 13	-25 96	LT15
CHANGED 01/12/11 AW4						
293.7400 FREDDIE MAC - 3133TURU4 - MINOR = 02360						
SOLD		07/15/2010	293.74			
ACQ	293.7400	04/20/2007	293 74	314 85	-21 11	LT15
CHANGED 01/12/11 AW4						

TRUST YEAR ENDING 12/31/2010

TAX PREPARER: JBA
 TRUST ADMINISTRATOR: DL2
 INVESTMENT OFFICER: CWF

LEGEND: F - FEDERAL S - STATE I - INHERITED
 E - EXEMPT FROM STATE U - ACQ COST UNKNOWN

PROPERTY DESCRIPTION	SHARES	DATE	SALES PRICE	COST BASIS	GAIN/LOSS	TERM
211 0700 FREDDIE MAC - 3133TURU4 - MINOR = 02360						
SOLD		08/16/2010	211.07			
ACQ	211.0700	04/20/2007	211.07	226.24	-15.17	LT15
CHANGED 01/12/11 AW4						
205 1300 FREDDIE MAC - 3133TURU4 - MINOR = 02360						
SOLD		09/15/2010	205.13			
ACQ	205.1300	04/20/2007	205.13	219.87	-14.74	LT15
CHANGED 01/12/11 AW4						
199.0400 FREDDIE MAC - 3133TURU4 - MINOR = 02360						
SOLD		10/15/2010	199.04			
ACQ	199.0400	04/20/2007	199.04	213.35	-14.31	LT15
CHANGED 01/12/11 AW4						
167 3700 FREDDIE MAC - 3133TURU4 - MINOR = 02360						
SOLD		11/15/2010	167.37			
ACQ	167.3700	04/20/2007	167.37	179.40	-12.03	LT15
CHANGED 01/12/11 AW4						
285.0300 FREDDIE MAC - 3133TURU4 - MINOR = 02360						
SOLD		12/15/2010	285.03			
ACQ	285.0300	04/20/2007	285.03	305.52	-20.49	LT15
CHANGED 01/12/11 AW4						
2521.9900 FREDDIE MAC - 3133TVGB6 - MINOR = 02360						
SOLD		01/15/2010	2521.99			
ACQ	2521.9900	04/20/2007	2521.99	2551.55	-29.56	LT15
CHANGED 01/12/11 AW4						
3440.4600 FREDDIE MAC - 3133TVGB6 - MINOR = 02360						
SOLD		02/16/2010	3440.46			
ACQ	3440.4600	04/20/2007	3440.46	3480.78	-40.32	LT15
CHANGED 01/12/11 AW4						
2050 7200 FREDDIE MAC - 3133TVGB6 - MINOR = 02360						
SOLD		03/15/2010	2050.72			
ACQ	2050.7200	04/20/2007	2050.72	2074.75	-24.03	LT15
CHANGED 01/12/11 AW4						
2387 9500 FREDDIE MAC - 3133TVGB6 - MINOR = 02360						
SOLD		04/15/2010	2387.95			
ACQ	2387.9500	04/20/2007	2387.95	2415.94	-27.99	LT15
CHANGED 01/12/11 AW4						
3155 0400 FREDDIE MAC - 3133TVGB6 - MINOR = 02360						
SOLD		05/17/2010	3155.04			
ACQ	3155.0400	04/20/2007	3155.04	3192.01	-36.97	LT15
CHANGED 01/12/11 AW4						
1788.6000 FREDDIE MAC - 3133TVGB6 - MINOR = 02360						
SOLD		06/15/2010	1788.60			
ACQ	1788.6000	04/20/2007	1788.60	1809.56	-20.96	LT15
CHANGED 01/12/11 AW4						
3878 8500 FREDDIE MAC - 3133TVGB6 - MINOR = 02360						
SOLD		07/15/2010	3878.85			
ACQ	3878.8500	04/20/2007	3878.85	3924.31	-45.46	LT15
CHANGED 01/12/11 AW4						
1546 0700 FREDDIE MAC - 3133TVGB6 - MINOR = 02360						
SOLD		08/17/2010	1546.07			
ACQ	1546.0700	04/20/2007	1546.07	1564.19	-18.12	LT15
CHANGED 01/15/11 AW4						
295000 0000 FEDERAL HOME LOAN BANK - 3133XQU26						
SOLD		06/18/2010	295000.00			
ACQ	295000.0000	05/13/2008	295000.00	293538.28	1461.72	LT15
295000 0000 FEDERAL HOME LOAN BANK - 3133XRK88						
SOLD		07/09/2010	319861.13			
ACQ	295000.0000	08/05/2008	319861.13	292424.06	27437.07	LT15
140000.0000 FEDERAL HOME LOAN BANK - 3133XRK88						
SOLD		08/03/2010	153065.78			
ACQ	140000.0000	08/05/2008	153065.78	138777.52	14288.26	LT15
50000.0000 FED HOME LOAN MTGE CORP DD 12/05/96 6 480% DUE 12/05/11 - 3134A1GH7 - MINOR = 02361						
SOLD		08/18/2010	53932.50			
ACQ	50000.0000	04/10/2007	53932.50	56705.00	-2772.50	LT15
CHANGED 11/13/11 JBA						
202 5500 FANNIE MAE - 31358Q4G7 - MINOR = 02360						
SOLD		01/25/2010	202.55			
ACQ	202.5500	04/20/2007	202.55	213.32	-10.77	LT15
CHANGED 01/12/11 AW4						
138 0600 FANNIE MAE - 31358Q4G7 - MINOR = 02360						
SOLD		02/25/2010	138.06			
ACQ	138.0600	04/20/2007	138.06	145.40	-7.34	LT15
CHANGED 01/12/11 AW4						
194.8800 FANNIE MAE - 31358Q4G7 - MINOR = 02360						
SOLD		03/25/2010	194.88			
ACQ	194.8800	04/20/2007	194.88	205.24	-10.36	LT15
CHANGED 01/12/11 AW4						
466.3000 FANNIE MAE - 31358Q4G7 - MINOR = 02360						
SOLD		04/26/2010	466.30			
ACQ	466.3000	04/20/2007	466.30	491.10	-24.80	LT15
CHANGED 01/12/11 AW4						
173 2000 FANNIE MAE - 31358Q4G7 - MINOR = 02360						
SOLD		05/25/2010	173.20			
ACQ	173.2000	04/20/2007	173.20	182.41	-9.21	LT15
CHANGED 01/12/11 AW4						

ACCT 5897 P91467004
 FROM 01/01/2010
 TO 12/31/2010

J P MORGAN CHASE BANK, N A
 STATEMENT OF CAPITAL GAINS AND LOSSES
 THE KETTERING FUND

PAGE 198
 RUN 11/15/2011
 12 52 54 PM

TRUST YEAR ENDING 12/31/2010

TAX PREPARER JBA
 TRUST ADMINISTRATOR DL2
 INVESTMENT OFFICER CWF

LEGEND F - FEDERAL S - STATE I - INHERITED
 E - EXEMPT FROM STATE U - ACQ COST UNKNOWN

PROPERTY DESCRIPTION	SHARES	DATE	SALES PRICE	COST BASIS	GAIN/LOSS	TERM
523 8600 FANNIE MAE - 31358Q4G7 - MINOR = 02360						
SOLD		06/25/2010	523 86			
ACQ	523 8600	04/20/2007	523 86	551.72	SUB TRUST P91467301 -27 86	LT15
CHANGED 01/12/11 AW4						
311.8000 FANNIE MAE - 31358Q4G7 - MINOR = 02360						
SOLD		07/26/2010	311.80			
ACQ	311.8000	04/20/2007	311.80	328.38	SUB TRUST P91467301 -16 58	LT15
CHANGED 01/12/11 AW4						
158.4200 FANNIE MAE - 31358Q4G7 - MINOR = 02360						
SOLD		08/25/2010	158 42			
ACQ	158.4200	04/20/2007	158 42	166 84	SUB TRUST P91467301 -8 42	LT15
CHANGED 01/12/11 AW4						
133 2000 FANNIE MAE - 31358Q4G7 - MINOR = 02360						
SOLD		09/27/2010	133.20			
ACQ	133 2000	04/20/2007	133.20	140 28	SUB TRUST P91467301 -7.08	LT15
CHANGED 01/12/11 AW4						
128 9700 FANNIE MAE - 31358Q4G7 - MINOR = 02360						
SOLD		10/25/2010	128 97			
ACQ	128 9700	04/20/2007	128 97	135.83	SUB TRUST P91467301 -6.86	LT15
CHANGED 01/12/11 AW4						
137.8700 FANNIE MAE - 31358Q4G7 - MINOR = 02360						
SOLD		11/26/2010	137 87			
ACQ	137 8700	04/20/2007	137 87	145 20	SUB TRUST P91467301 -7 33	LT15
CHANGED 01/12/11 AW4						
102 0200 FANNIE MAE - 31358Q4G7 - MINOR = 02360						
SOLD		12/27/2010	102 02			
ACQ	102 0200	04/20/2007	102 02	107.45	SUB TRUST P91467301 -5 43	LT15
CHANGED 01/12/11 AW4						
275000 0000 FANNIE MAE - 31359MNU3						
SOLD		10/27/2010	296711.80			
ACQ	275000 0000	09/18/2008	296711 80	284283.73	SUB TRUST P91467301 12428 07	LT15
200000 0000 FHLMC - 3137EACJ6						
SOLD		07/01/2010	203143 40			
ACQ	200000 0000	03/03/2010	203143 40	199914 00	SUB TRUST P91467301 3229.40	ST
105000 0000 FHLMC - 3137EACJ6						
SOLD		07/06/2010	106715.70			
ACQ	105000.0000	03/03/2010	106715.70	104954.85	SUB TRUST P91467301 1760 85	ST
1491 1500 FANNIE MAE - 31392BVK9 - MINOR = 02220						
SOLD		01/25/2010	1491.15			
ACQ	1491 1500	04/20/2007	1491.15	1585.05	SUB TRUST P91467301 -93.90	LT15
CHANGED 01/12/11 AW4						
1226 9200 FANNIE MAE - 31392BVK9 - MINOR = 02220						
SOLD		02/25/2010	1226 92			
ACQ	1226 9200	04/20/2007	1226 92	1304.18	SUB TRUST P91467301 -77.26	LT15
CHANGED 01/12/11 AW4						
1292 1200 FANNIE MAE - 31392BVK9 - MINOR = 02220						
SOLD		03/25/2010	1292 12			
ACQ	1292 1200	04/20/2007	1292 12	1373 48	SUB TRUST P91467301 -81 36	LT15
CHANGED 01/12/11 AW4						
1424 8200 FANNIE MAE - 31392BVK9 - MINOR = 02220						
SOLD		04/26/2010	1424 82			
ACQ	1424 8200	04/20/2007	1424 82	1514.54	SUB TRUST P91467301 -89.72	LT15
CHANGED 01/12/11 AW4						
1950 3800 FANNIE MAE - 31392BVK9 - MINOR = 02220						
SOLD		05/25/2010	1950.38			
ACQ	1950 3800	04/20/2007	1950 38	2073 19	SUB TRUST P91467301 -122.81	LT15
CHANGED 01/12/11 AW4						
1364.7100 FANNIE MAE - 31392BVK9 - MINOR = 02220						
SOLD		06/25/2010	1364 71			
ACQ	1364.7100	04/20/2007	1364.71	1450.64	SUB TRUST P91467301 -85 93	LT15
CHANGED 01/12/11 AW4						
1251 6800 FANNIE MAE - 31392BVK9 - MINOR = 02220						
SOLD		07/26/2010	1251 68			
ACQ	1251.6800	04/20/2007	1251.68	1330 50	SUB TRUST P91467301 -78.82	LT15
CHANGED 01/12/11 AW4						
1277.2600 FANNIE MAE - 31392BVK9 - MINOR = 02220						
SOLD		08/25/2010	1277 26			
ACQ	1277 2600	04/20/2007	1277 26	1357 69	SUB TRUST P91467301 -80 43	LT15
CHANGED 01/12/11 AW4						
1465 4400 FANNIE MAE - 31392BVK9 - MINOR = 02220						
SOLD		09/27/2010	1465 44			
ACQ	1465 4400	04/20/2007	1465.44	1557.72	SUB TRUST P91467301 -92 28	LT15
CHANGED 01/12/11 AW4						
1136.6500 FANNIE MAE - 31392BVK9 - MINOR = 02220						
SOLD		10/25/2010	1136 65			
ACQ	1136 6500	04/20/2007	1136 65	1208 22	SUB TRUST P91467301 -71.57	LT15
CHANGED 01/12/11 AW4						
1270 3900 FANNIE MAE - 31392BVK9 - MINOR = 02220						
SOLD		11/26/2010	1270 39			
ACQ	1270.3900	04/20/2007	1270.39	1350.38	SUB TRUST P91467301 -79.99	LT15
CHANGED 01/12/11 AW4						
1266 2900 FANNIE MAE - 31392BVK9 - MINOR = 02220						
SOLD		12/27/2010	1266.29			
ACQ	1266.2900	04/20/2007	1266.29	1346.03	SUB TRUST P91467301 -79.74	LT15
CHANGED 01/12/11 AW4						

ACCT 5897 P91467004
 FROM 01/01/2010
 TO 12/31/2010

J.P.MORGAN CHASE BANK, N A
 STATEMENT OF CAPITAL GAINS AND LOSSES
 THE KETTERING FUND

PAGE 199
 RUN 11/15/2011
 12 52 54 PM

TRUST YEAR ENDING 12/31/2010

TAX PREPARER. JBA
 TRUST ADMINISTRATOR. DL2
 INVESTMENT OFFICER CWF

LEGEND F - FEDERAL S - STATE I - INHERITED
 E - EXEMPT FROM STATE U - ACQ COST UNKNOWN

PROPERTY DESCRIPTION	SHARES	DATE	SALES PRICE	COST BASIS	GAIN/LOSS	TERM
1099.2700 FANNIE MAE - 31392CFB5 - MINOR = 02220						
SOLD		01/25/2010	1099.27			
ACQ	1099.2700	04/20/2007	1099.27	1165.23	-65.96	SUB TRUST P91467301 LT15
CHANGED 01/12/11 AW4						
1024.1500 FANNIE MAE - 31392CFB5 - MINOR = 02220						
SOLD		02/25/2010	1024.15			
ACQ	1024.1500	04/20/2007	1024.15	1085.60	-61.45	SUB TRUST P91467301 LT15
CHANGED 01/12/11 AW4						
752.6200 FANNIE MAE - 31392CFB5 - MINOR = 02220						
SOLD		03/25/2010	752.62			
ACQ	752.6200	04/20/2007	752.62	797.78	-45.16	SUB TRUST P91467301 LT15
CHANGED 01/12/11 AW4						
1100.9900 FANNIE MAE - 31392CFB5 - MINOR = 02220						
SOLD		04/26/2010	1100.99			
ACQ	1100.9900	04/20/2007	1100.99	1167.05	-66.06	SUB TRUST P91467301 LT15
CHANGED 01/12/11 AW4						
883.1100 FANNIE MAE - 31392CFB5 - MINOR = 02220						
SOLD		05/25/2010	883.11			
ACQ	883.1100	04/20/2007	883.11	936.10	-52.99	SUB TRUST P91467301 LT15
CHANGED 01/12/11 AW4						
829.9700 FANNIE MAE - 31392CFB5 - MINOR = 02220						
SOLD		06/25/2010	829.97			
ACQ	829.9700	04/20/2007	829.97	879.77	-49.80	SUB TRUST P91467301 LT15
CHANGED 01/12/11 AW4						
1022.9300 FANNIE MAE - 31392CFB5 - MINOR = 02220						
SOLD		07/26/2010	1022.93			
ACQ	1022.9300	04/20/2007	1022.93	1084.31	-61.38	SUB TRUST P91467301 LT15
CHANGED 01/12/11 AW4						
749.2900 FANNIE MAE - 31392CFB5 - MINOR = 02220						
SOLD		08/25/2010	749.29			
ACQ	749.2900	04/20/2007	749.29	794.25	-44.96	SUB TRUST P91467301 LT15
CHANGED 01/12/11 AW4						
1083.5500 FANNIE MAE - 31392CFB5 - MINOR = 02220						
SOLD		09/27/2010	1083.55			
ACQ	1083.5500	04/20/2007	1083.55	1148.56	-65.01	SUB TRUST P91467301 LT15
CHANGED 01/12/11 AW4						
873.8700 FANNIE MAE - 31392CFB5 - MINOR = 02220						
SOLD		10/25/2010	873.87			
ACQ	873.8700	04/20/2007	873.87	926.30	-52.43	SUB TRUST P91467301 LT15
CHANGED 01/12/11 AW4						
775.8100 FANNIE MAE - 31392CFB5 - MINOR = 02220						
SOLD		11/26/2010	775.81			
ACQ	775.8100	04/20/2007	775.81	822.36	-46.55	SUB TRUST P91467301 LT15
CHANGED 01/12/11 AW4						
710.7600 FANNIE MAE - 31392CFB5 - MINOR = 02220						
SOLD		12/27/2010	710.76			
ACQ	710.7600	04/20/2007	710.76	753.41	-42.65	SUB TRUST P91467301 LT15
CHANGED 01/12/11 AW4						
2721.0000 FANNIE MAE - 31392CHD9						
SOLD		01/25/2010	2721.00			
ACQ	2721.0000	04/13/2007	2721.00	2791.58	-70.58	SUB TRUST P91467301 LT15
CHANGED 11/11/11 JBA						
2559.8700 FANNIE MAE - 31392CHD9						
SOLD		02/25/2010	2559.87			
ACQ	2559.8700	04/13/2007	2559.87	2626.27	-66.40	SUB TRUST P91467301 LT15
CHANGED 11/11/11 JBA						
2372.2600 FANNIE MAE - 31392CHD9						
SOLD		03/25/2010	2372.26			
ACQ	2372.2600	04/13/2007	2372.26	2433.79	-61.53	SUB TRUST P91467301 LT15
CHANGED 11/11/11 JBA						
2369.7300 FANNIE MAE - 31392CHD9						
SOLD		04/26/2010	2369.73			
ACQ	2369.7300	04/13/2007	2369.73	2431.19	-61.46	SUB TRUST P91467301 LT15
CHANGED 11/11/11 JBA						
2553.8900 FANNIE MAE - 31392CHD9						
SOLD		05/25/2010	2553.89			
ACQ	2553.8900	04/13/2007	2553.89	2620.13	-66.24	SUB TRUST P91467301 LT15
CHANGED 11/11/11 JBA						
2451.3200 FANNIE MAE - 31392CHD9						
SOLD		06/25/2010	2451.32			
ACQ	2451.3200	04/13/2007	2451.32	2514.90	-63.58	SUB TRUST P91467301 LT15
CHANGED 11/11/11 JBA						
2420.4200 FANNIE MAE - 31392CHD9						
SOLD		07/26/2010	2420.42			
ACQ	2420.4200	04/13/2007	2420.42	2483.20	-62.78	SUB TRUST P91467301 LT15
CHANGED 11/11/11 JBA						
2096.8300 FANNIE MAE - 31392CHD9						
SOLD		08/25/2010	2096.83			
ACQ	2096.8300	04/13/2007	2096.83	2151.22	-54.39	SUB TRUST P91467301 LT15
CHANGED 11/11/11 JBA						
2202.1600 FANNIE MAE - 31392CHD9						
SOLD		09/27/2010	2202.16			
ACQ	2202.1600	04/13/2007	2202.16	2259.28	-57.12	SUB TRUST P91467301 LT15
CHANGED 11/11/11 JBA						

ACCT 5897 P91467004
 FROM 01/01/2010
 TO 12/31/2010

J.P.MORGAN CHASE BANK, N A
 STATEMENT OF CAPITAL GAINS AND LOSSES
 THE KETTERING FUND

PAGE 200
 RUN 11/15/2011
 12 52 54 PM

TRUST YEAR ENDING 12/31/2010

TAX PREPARER JBA
 TRUST ADMINISTRATOR DL2
 INVESTMENT OFFICER CWF

LEGEND. F - FEDERAL S - STATE I - INHERITED
 E - EXEMPT FROM STATE U - ACQ COST UNKNOWN

PROPERTY DESCRIPTION	SHARES	DATE	SALES PRICE	COST BASIS	GAIN/LOSS	TERM
2116.8800 FANNIE MAE - 31392CHD9						
SOLD		10/25/2010	2116.88			
ACQ	2116.8800	04/13/2007	2116.88	2171.79	-54.91	LT15
CHANGED 11/11/11 JBA						
2002.8600 FANNIE MAE - 31392CHD9						
SOLD		11/26/2010	2002.86			
ACQ	2002.8600	04/13/2007	2002.86	2054.81	-51.95	LT15
CHANGED 11/11/11 JBA						
2024.1100 FANNIE MAE - 31392CHD9						
SOLD		12/27/2010	2024.11			
ACQ	2024.1100	04/13/2007	2024.11	2076.61	-52.50	LT15
CHANGED 11/11/11 JBA						
2095.9600 FNMA REMIC TRUST - 31392JPPFO - MINOR = 02220						
SOLD		07/26/2010	2095.96			
ACQ	2095.9600	04/10/2007	2095.96	2006.55	89.41	LT15
CHANGED 11/13/11 JBA						
9623.6200 FNMA REMIC TRUST - 31392JPPFO - MINOR = 02220						
SOLD		08/25/2010	9623.62			
ACQ	9623.6200	04/10/2007	9623.62	9213.11	410.51	LT15
CHANGED 11/13/11 JBA						
11382.5500 FNMA REMIC TRUST - 31392JPPFO - MINOR = 02220						
SOLD		09/27/2010	11382.55			
ACQ	11382.5500	04/10/2007	11382.55	10897.01	485.54	LT15
CHANGED 11/13/11 JBA						
11555.6700 FNMA REMIC TRUST - 31392JPPFO - MINOR = 02220						
SOLD		10/25/2010	11555.67			
ACQ	11555.6700	04/10/2007	11555.67	11062.75	492.92	LT15
CHANGED 11/13/11 JBA						
12510.0100 FNMA REMIC TRUST - 31392JPPFO - MINOR = 02220						
SOLD		11/26/2010	12510.01			
ACQ	12510.0100	04/10/2007	12510.01	11976.38	533.63	LT15
CHANGED 11/13/11 JBA						
11362.8200 FNMA REMIC TRUST - 31392JPPFO - MINOR = 02220						
SOLD		12/27/2010	11362.82			
ACQ	11362.8200	04/10/2007	11362.82	10878.12	484.70	LT15
CHANGED 11/13/11 JBA						
749.5700 FANNIE MAE - 31393B2K0 - MINOR = 02220						
SOLD		01/25/2010	749.57			
ACQ	749.5700	04/20/2007	749.57	699.68	49.89	LT15
CHANGED 01/12/11 AW4						
563.1400 FANNIE MAE - 31393B2K0 - MINOR = 02220						
SOLD		02/25/2010	563.14			
ACQ	563.1400	04/20/2007	563.14	525.66	37.48	LT15
CHANGED 01/12/11 AW4						
517.9500 FANNIE MAE - 31393B2K0 - MINOR = 02220						
SOLD		03/25/2010	517.95			
ACQ	517.9500	04/20/2007	517.95	483.47	34.48	LT15
CHANGED 01/12/11 AW4						
597.1900 FANNIE MAE - 31393B2K0 - MINOR = 02220						
SOLD		04/26/2010	597.19			
ACQ	597.1900	04/20/2007	597.19	557.44	39.75	LT15
CHANGED 01/12/11 AW4						
620.5700 FANNIE MAE - 31393B2K0 - MINOR = 02220						
SOLD		05/25/2010	620.57			
ACQ	620.5700	04/20/2007	620.57	579.26	41.31	LT15
CHANGED 01/12/11 AW4						
856.8400 FANNIE MAE - 31393B2K0 - MINOR = 02220						
SOLD		06/25/2010	856.84			
ACQ	856.8400	04/20/2007	856.84	799.81	57.03	LT15
CHANGED 01/12/11 AW4						
446.4900 FANNIE MAE - 31393B2K0 - MINOR = 02220						
SOLD		07/26/2010	446.49			
ACQ	446.4900	04/20/2007	446.49	416.77	29.72	LT15
CHANGED 01/12/11 AW4						
719.8200 FANNIE MAE - 31393B2K0 - MINOR = 02220						
SOLD		08/25/2010	719.82			
ACQ	719.8200	04/20/2007	719.82	671.91	47.91	LT15
CHANGED 01/12/11 AW4						
909.1900 FANNIE MAE - 31393B2K0 - MINOR = 02220						
SOLD		09/27/2010	909.19			
ACQ	909.1900	04/20/2007	909.19	848.67	60.52	LT15
CHANGED 01/12/11 AW4						
884.9300 FANNIE MAE - 31393B2K0 - MINOR = 02220						
SOLD		10/25/2010	884.93			
ACQ	884.9300	04/20/2007	884.93	826.03	58.90	LT15
CHANGED 01/12/11 AW4						
931.6600 FANNIE MAE - 31393B2K0 - MINOR = 02220						
SOLD		11/26/2010	931.66			
ACQ	931.6600	04/20/2007	931.66	869.65	62.01	LT15
CHANGED 01/12/11 AW4						
1018.8600 FANNIE MAE - 31393B2K0 - MINOR = 02220						
SOLD		12/27/2010	1018.86			
ACQ	1018.8600	04/20/2007	1018.86	951.04	67.82	LT15
CHANGED 01/12/11 AW4						

ACCT 5897 P91467004
 FROM 01/01/2010
 TO 12/31/2010

J P MORGAN CHASE BANK, N.A
 STATEMENT OF CAPITAL GAINS AND LOSSES
 THE KETTERING FUND

PAGE 201

RUN 11/15/2011
 12:52.54 PM

TRUST YEAR ENDING 12/31/2010

TAX PREPARER JBA
 TRUST ADMINISTRATOR DL2
 INVESTMENT OFFICER. CWF

LEGEND F - FEDERAL S - STATE I - INHERITED
 E - EXEMPT FROM STATE U - ACQ COST UNKNOWN

PROPERTY DESCRIPTION	SHARES	DATE	SALES PRICE	COST BASIS	GAIN/LOSS	TERM
1081 7900 FANNIE MAE - 31393DZD6 - MINOR = 02220						
SOLD		01/25/2010	1081 79			
ACQ	1081 7900	04/20/2007	1081 79	1031 42	50 37	LT15
CHANGED 01/12/11 AW4						
731.6200 FANNIE MAE - 31393DZD6 - MINOR = 02220						
SOLD		02/25/2010	731 62			
ACQ	731 6200	04/20/2007	731 62	697 55	34.07	LT15
CHANGED 01/12/11 AW4						
651 6400 FANNIE MAE - 31393DZD6 - MINOR = 02220						
SOLD		03/25/2010	651.64			
ACQ	651 6400	04/20/2007	651.64	621 30	30 34	LT15
CHANGED 01/12/11 AW4						
878 8000 FANNIE MAE - 31393DZD6 - MINOR = 02220						
SOLD		04/26/2010	878 80			
ACQ	878 8000	04/20/2007	878.80	837.88	40 92	LT15
CHANGED 01/12/11 AW4						
732 9300 FANNIE MAE - 31393DZD6 - MINOR = 02220						
SOLD		05/25/2010	732.93			
ACQ	732 9300	04/20/2007	732.93	698.80	34 13	LT15
CHANGED 01/12/11 AW4						
727 9300 FANNIE MAE - 31393DZD6 - MINOR = 02220						
SOLD		06/25/2010	727.93			
ACQ	727 9300	04/20/2007	727 93	694.04	33 89	LT15
CHANGED 01/12/11 AW4						
722 9800 FANNIE MAE - 31393DZD6 - MINOR = 02220						
SOLD		07/26/2010	722 98			
ACQ	722 9800	04/20/2007	722 98	689 32	33.66	LT15
CHANGED 01/12/11 AW4						
718 0500 FANNIE MAE - 31393DZD6 - MINOR = 02220						
SOLD		08/25/2010	718 05			
ACQ	718 0500	04/20/2007	718 05	684 62	33.43	LT15
CHANGED 01/12/11 AW4						
713 1600 FANNIE MAE - 31393DZD6 - MINOR = 02220						
SOLD		09/27/2010	713 16			
ACQ	713.1600	04/20/2007	713.16	679.95	33.21	LT15
CHANGED 01/12/11 AW4						
708 3000 FANNIE MAE - 31393DZD6 - MINOR = 02220						
SOLD		10/25/2010	708.30			
ACQ	708 3000	04/20/2007	708 30	675.32	32 98	LT15
CHANGED 01/12/11 AW4						
703 4700 FANNIE MAE - 31393DZD6 - MINOR = 02220						
SOLD		11/26/2010	703 47			
ACQ	703 4700	04/20/2007	703.47	670 71	32.76	LT15
CHANGED 01/12/11 AW4						
698 6800 FANNIE MAE - 31393DZD6 - MINOR = 02220						
SOLD		12/27/2010	698 68			
ACQ	698 6800	04/20/2007	698 68	666.15	32 53	LT15
CHANGED 01/12/11 AW4						
998.4100 FANNIE MAE - 31393EST7 - MINOR = 02220						
SOLD		01/25/2010	998.41			
ACQ	998 4100	04/20/2007	998 41	1030 23	-31 82	LT15
CHANGED 01/12/11 AW4						
1002.9900 FANNIE MAE - 31393EST7 - MINOR = 02220						
SOLD		02/25/2010	1002 99			
ACQ	1002 9900	04/20/2007	1002.99	1034 96	-31.97	LT15
CHANGED 01/12/11 AW4						
1007 5900 FANNIE MAE - 31393EST7 - MINOR = 02220						
SOLD		03/25/2010	1007.59			
ACQ	1007.5900	04/20/2007	1007 59	1039.71	-32 12	LT15
CHANGED 01/12/11 AW4						
1012 2100 FANNIE MAE - 31393EST7 - MINOR = 02220						
SOLD		04/26/2010	1012 21			
ACQ	1012 2100	04/20/2007	1012.21	1044 47	-32.26	LT15
CHANGED 01/12/11 AW4						
1016 8400 FANNIE MAE - 31393EST7 - MINOR = 02220						
SOLD		05/25/2010	1016.84			
ACQ	1016.8400	04/20/2007	1016 84	1049 25	-32 41	LT15
CHANGED 01/12/11 AW4						
1021 5100 FANNIE MAE - 31393EST7 - MINOR = 02220						
SOLD		06/25/2010	1021.51			
ACQ	1021 5100	04/20/2007	1021 51	1054 07	-32.56	LT15
CHANGED 01/12/11 AW4						
1026 1900 FANNIE MAE - 31393EST7 - MINOR = 02220						
SOLD		07/26/2010	1026.19			
ACQ	1026 1900	04/20/2007	1026.19	1058.90	-32 71	LT15
CHANGED 01/12/11 AW4						
1030.8900 FANNIE MAE - 31393EST7 - MINOR = 02220						
SOLD		08/25/2010	1030 89			
ACQ	1030 8900	04/20/2007	1030 89	1063 75	-32 86	LT15
CHANGED 01/12/11 AW4						
1035 6200 FANNIE MAE - 31393EST7 - MINOR = 02220						
SOLD		09/27/2010	1035.62			
ACQ	1035 6200	04/20/2007	1035.62	1068.63	-33 01	LT15
CHANGED 01/12/11 AW4						

TRUST YEAR ENDING 12/31/2010

TAX PREPARER: JBA
 TRUST ADMINISTRATOR: DL2
 INVESTMENT OFFICER: CWF

LEGEND: F - FEDERAL S - STATE I - INHERITED
 E - EXEMPT FROM STATE U - ACQ COST UNKNOWN

PROPERTY DESCRIPTION	SHARES	DATE	SALES PRICE	COST BASIS	GAIN/LOSS	TERM
1040 3600 FANNIE MAE - 31393EST7 - MINOR = 02220						
SOLD		10/25/2010	1040 36			SUB TRUST P91467301
ACQ	1040 3600	04/20/2007	1040 36	1073 52	-33 16	LT15
CHANGED 01/12/11 AW4						
1045.1300 FANNIE MAE - 31393EST7 - MINOR = 02220						
SOLD		11/26/2010	1045 13			SUB TRUST P91467301
ACQ	1045 1300	04/20/2007	1045 13	1078.44	-33.31	LT15
CHANGED 01/12/11 AW4						
1049.9200 FANNIE MAE - 31393EST7 - MINOR = 02220						
SOLD		12/27/2010	1049.92			SUB TRUST P91467301
ACQ	1049 9200	04/20/2007	1049 92	1083 39	-33 47	LT15
CHANGED 01/12/11 AW4						
6688 4700 FANNIE MAE - 31393ETA7 - MINOR = 02220						
SOLD		01/25/2010	6688 47			SUB TRUST P91467301
ACQ	6688 4700	04/10/2007	6688 47	6713 55	-25.08	LT15
CHANGED 11/13/11 JBA						
3101.6000 FREDDIE MAC - 31393HLM2 - MINOR = 02360						
SOLD		01/15/2010	3101.60			SUB TRUST P91467301
ACQ	3101 6000	04/10/2007	3101.60	3254.74	-153.14	LT15
CHANGED 11/13/11 JBA						
2513.7100 FREDDIE MAC - 31393HLM2 - MINOR = 02360						
SOLD		02/16/2010	2513.71			SUB TRUST P91467301
ACQ	2513 7100	04/10/2007	2513 71	2637.82	-124 11	LT15
CHANGED 11/13/11 JBA						
3669 9800 FREDDIE MAC - 31393HLM2 - MINOR = 02360						
SOLD		03/15/2010	3669.98			SUB TRUST P91467301
ACQ	3669.9800	04/10/2007	3669.98	3851.19	-181.21	LT15
CHANGED 11/13/11 JBA						
2463 6300 FREDDIE MAC - 31393HLM2 - MINOR = 02360						
SOLD		04/15/2010	2463 63			SUB TRUST P91467301
ACQ	2463 6300	04/10/2007	2463.63	2585.27	-121 64	LT15
CHANGED 11/13/11 JBA						
3670 6800 FREDDIE MAC - 31393HLM2 - MINOR = 02360						
SOLD		05/17/2010	3670 68			SUB TRUST P91467301
ACQ	3670.6800	04/10/2007	3670 68	3851 92	-181 24	LT15
CHANGED 11/13/11 JBA						
2948.5200 FREDDIE MAC - 31393HLM2 - MINOR = 02360						
SOLD		06/15/2010	2948 52			SUB TRUST P91467301
ACQ	2948 5200	04/10/2007	2948 52	3094 10	-145 58	LT15
CHANGED 11/13/11 JBA						
3271 3700 FREDDIE MAC - 31393HLM2 - MINOR = 02360						
SOLD		07/15/2010	3271 37			SUB TRUST P91467301
ACQ	3271.3700	04/10/2007	3271 37	3432.89	-161.52	LT15
CHANGED 11/13/11 JBA						
2732 4700 FREDDIE MAC - 31393HLM2 - MINOR = 02360						
SOLD		08/16/2010	2732.47			SUB TRUST P91467301
ACQ	2732 4700	04/10/2007	2732.47	2867 39	-134 92	LT15
CHANGED 11/13/11 JBA						
3763 4200 FREDDIE MAC - 31393HLM2 - MINOR = 02360						
SOLD		09/15/2010	3763 42			SUB TRUST P91467301
ACQ	3763 4200	04/10/2007	3763 42	3949 24	-185 82	LT15
CHANGED 11/13/11 JBA						
2933 5800 FREDDIE MAC - 31393HLM2 - MINOR = 02360						
SOLD		10/15/2010	2933 58			SUB TRUST P91467301
ACQ	2933.5800	04/10/2007	2933 58	3078 43	-144 85	LT15
CHANGED 11/13/11 JBA						
3334.7300 FREDDIE MAC - 31393HLM2 - MINOR = 02360						
SOLD		11/15/2010	3334 73			SUB TRUST P91467301
ACQ	3334.7300	04/10/2007	3334 73	3499.38	-164.65	LT15
CHANGED 11/13/11 JBA						
4801 0800 FREDDIE MAC - 31393HLM2 - MINOR = 02360						
SOLD		12/15/2010	4801 08			SUB TRUST P91467301
ACQ	4801 0800	04/10/2007	4801 08	5038 13	-237.05	LT15
CHANGED 11/13/11 JBA						
110 2600 FHLMC STRUCTURED PASS THROUGH - 31393LFPK4						
SOLD		01/25/2010	110 26			SUB TRUST P91467301
ACQ	110.2600	04/20/2007	110.26	116 79	-6 53	LT15
CHANGED 01/12/11 AW4						
71.2900 FHLMC STRUCTURED PASS THROUGH - 31393LFPK4						
SOLD		02/25/2010	71.29			SUB TRUST P91467301
ACQ	71 2900	04/20/2007	71 29	75 51	-4 22	LT15
CHANGED 01/12/11 AW4						
84 2900 FHLMC STRUCTURED PASS THROUGH - 31393LFPK4						
SOLD		03/25/2010	84 29			SUB TRUST P91467301
ACQ	84 2900	04/20/2007	84 29	89.28	-4.99	LT15
CHANGED 01/12/11 AW4						
151 5800 FHLMC STRUCTURED PASS THROUGH - 31393LFPK4						
SOLD		04/26/2010	151 58			SUB TRUST P91467301
ACQ	151.5800	04/20/2007	151 58	160 56	-8 98	LT15
CHANGED 01/12/11 AW4						
93 5500 FHLMC STRUCTURED PASS THROUGH - 31393LFPK4						
SOLD		05/25/2010	93 55			SUB TRUST P91467301
ACQ	93 5500	04/20/2007	93 55	99.09	-5 54	LT15
CHANGED 01/12/11 AW4						

ACCT 5897 P91467004
 FROM 01/01/2010
 TO 12/31/2010

J P MORGAN CHASE BANK, N A
 STATEMENT OF CAPITAL GAINS AND LOSSES
 THE KETTERING FUND

PAGE 203
 RUN 11/15/2011
 12 52 54 PM

TRUST YEAR ENDING 12/31/2010

TAX PREPARER JBA
 TRUST ADMINISTRATOR DL2
 INVESTMENT OFFICER CWF

LEGEND: F - FEDERAL S - STATE I - INHERITED
 E - EXEMPT FROM STATE U - ACQ COST UNKNOWN

PROPERTY DESCRIPTION	SHARES	DATE	SALES PRICE	COST BASIS	GAIN/LOSS	TERM
80.8400 FHLMC STRUCTURED PASS THROUGH - 31393LPK4						
SOLD		06/25/2010	80.84			
ACQ	80.8400	04/20/2007	80.84	85.63	-4.79	LT15
CHANGED 01/12/11 AW4						
71.1700 FHLMC STRUCTURED PASS THROUGH - 31393LPK4						
SOLD		07/26/2010	71.17			
ACQ	71.1700	04/20/2007	71.17	75.38	-4.21	LT15
CHANGED 01/12/11 AW4						
81.4500 FHLMC STRUCTURED PASS THROUGH - 31393LPK4						
SOLD		08/25/2010	81.45			
ACQ	81.4500	04/20/2007	81.45	86.27	-4.82	LT15
CHANGED 01/12/11 AW4						
79.5100 FHLMC STRUCTURED PASS THROUGH - 31393LPK4						
SOLD		09/27/2010	79.51			
ACQ	79.5100	04/20/2007	79.51	84.22	-4.71	LT15
CHANGED 01/12/11 AW4						
68.5400 FHLMC STRUCTURED PASS THROUGH - 31393LPK4						
SOLD		10/25/2010	68.54			
ACQ	68.5400	04/20/2007	68.54	72.60	-4.06	LT15
CHANGED 01/12/11 AW4						
64.4000 FHLMC STRUCTURED PASS THROUGH - 31393LPK4						
SOLD		11/26/2010	64.40			
ACQ	64.4000	04/20/2007	64.40	68.21	-3.81	LT15
CHANGED 01/12/11 AW4						
121.8300 FHLMC STRUCTURED PASS THROUGH - 31393LPK4						
SOLD		12/27/2010	121.83			
ACQ	121.8300	04/20/2007	121.83	129.04	-7.21	LT15
CHANGED 01/12/11 AW4						
3189.5100 FANNIE MAE - 31393UHN6 - MINOR = 02220						
SOLD		01/25/2010	3189.51			
ACQ	3189.5100	04/10/2007	3189.51	3112.76	76.75	LT15
CHANGED 01/12/11 AW4						
3172.2300 FANNIE MAE - 31393UHN6 - MINOR = 02220						
SOLD		02/25/2010	3172.23			
ACQ	3172.2300	04/10/2007	3172.23	3095.90	76.33	LT15
CHANGED 01/12/11 AW4						
3155.0400 FANNIE MAE - 31393UHN6 - MINOR = 02220						
SOLD		03/25/2010	3155.04			
ACQ	3155.0400	04/10/2007	3155.04	3079.12	75.92	LT15
CHANGED 01/12/11 AW4						
3137.9400 FANNIE MAE - 31393UHN6 - MINOR = 02220						
SOLD		04/26/2010	3137.94			
ACQ	3137.9400	04/10/2007	3137.94	3062.43	75.51	LT15
CHANGED 01/12/11 AW4						
3120.9300 FANNIE MAE - 31393UHN6 - MINOR = 02220						
SOLD		05/25/2010	3120.93			
ACQ	3120.9300	04/10/2007	3120.93	3045.83	75.10	LT15
CHANGED 01/12/11 AW4						
3104.0000 FANNIE MAE - 31393UHN6 - MINOR = 02220						
SOLD		06/25/2010	3104.00			
ACQ	3104.0000	04/10/2007	3104.00	3029.31	74.69	LT15
CHANGED 01/12/11 AW4						
3087.1700 FANNIE MAE - 31393UHN6 - MINOR = 02220						
SOLD		07/26/2010	3087.17			
ACQ	3087.1700	04/10/2007	3087.17	3012.89	74.28	LT15
CHANGED 01/12/11 AW4						
3070.4200 FANNIE MAE - 31393UHN6 - MINOR = 02220						
SOLD		08/25/2010	3070.42			
ACQ	3070.4200	04/10/2007	3070.42	2996.54	73.88	LT15
CHANGED 01/12/11 AW4						
3053.7600 FANNIE MAE - 31393UHN6 - MINOR = 02220						
SOLD		09/27/2010	3053.76			
ACQ	3053.7600	04/10/2007	3053.76	2980.28	73.48	LT15
CHANGED 01/12/11 AW4						
3037.1800 FANNIE MAE - 31393UHN6 - MINOR = 02220						
SOLD		10/25/2010	3037.18			
ACQ	3037.1800	04/10/2007	3037.18	2964.10	73.08	LT15
CHANGED 01/12/11 AW4						
3791.5200 FANNIE MAE - 31393UHN6 - MINOR = 02220						
SOLD		11/26/2010	3791.52			
ACQ	3791.5200	04/10/2007	3791.52	3700.29	91.23	LT15
CHANGED 01/12/11 AW4						
5973.3200 FANNIE MAE - 31393UHN6 - MINOR = 02220						
SOLD		12/27/2010	5973.32			
ACQ	5973.3200	04/10/2007	5973.32	5829.59	143.73	LT15
CHANGED 01/12/11 AW4						
2138.4500 FANNIE MAE - 31393UYP2 - MINOR = 02220						
SOLD		01/25/2010	2138.45			
ACQ	2138.4500	04/10/2007	2138.45	2165.18	-26.73	LT15
CHANGED 11/13/11 JBA						
2097.5100 FANNIE MAE - 31393UYP2 - MINOR = 02220						
SOLD		02/25/2010	2097.51			
ACQ	2097.5100	04/10/2007	2097.51	2123.73	-26.22	LT15
CHANGED 11/13/11 JBA						

ACCT 5897 P91467004
 FROM 01/01/2010
 TO 12/31/2010

J P.MORGAN CHASE BANK, N A
 STATEMENT OF CAPITAL GAINS AND LOSSES
 THE KETTERING FUND

PAGE 204
 RUN 11/15/2011
 12 52 54 PM

TRUST YEAR ENDING 12/31/2010

TAX PREPARER JBA
 TRUST ADMINISTRATOR DL2
 INVESTMENT OFFICER CWF

LEGEND. F - FEDERAL S - STATE I - INHERITED
 E - EXEMPT FROM STATE U - ACQ COST UNKNOWN

PROPERTY DESCRIPTION	SHARES	DATE	SALES PRICE	COST BASIS	GAIN/LOSS	TERM
2057.2300 FANNIE MAE - 31393UYP2 - MINOR = 02220						
SOLD		03/25/2010	2057.23			
ACQ	2057.2300	04/10/2007	2057.23	2082.95	SUB TRUST P91467301 -25.72	LT15
CHANGED 11/13/11 JBA						
2017.6100 FANNIE MAE - 31393UYP2 - MINOR = 02220						
SOLD		04/26/2010	2017.61			
ACQ	2017.6100	04/10/2007	2017.61	2042.83	SUB TRUST P91467301 -25.22	LT15
CHANGED 11/13/11 JBA						
1978.6300 FANNIE MAE - 31393UYP2 - MINOR = 02220						
SOLD		05/25/2010	1978.63			
ACQ	1978.6300	04/10/2007	1978.63	2003.36	SUB TRUST P91467301 -24.73	LT15
CHANGED 11/13/11 JBA						
1940.2800 FANNIE MAE - 31393UYP2 - MINOR = 02220						
SOLD		06/25/2010	1940.28			
ACQ	1940.2800	04/10/2007	1940.28	1964.53	SUB TRUST P91467301 -24.25	LT15
CHANGED 11/13/11 JBA						
1902.5700 FANNIE MAE - 31393UYP2 - MINOR = 02220						
SOLD		07/26/2010	1902.57			
ACQ	1902.5700	04/10/2007	1902.57	1926.35	SUB TRUST P91467301 -23.78	LT15
CHANGED 11/13/11 JBA						
1865.4600 FANNIE MAE - 31393UYP2 - MINOR = 02220						
SOLD		08/25/2010	1865.46			
ACQ	1865.4600	04/10/2007	1865.46	1888.78	SUB TRUST P91467301 -23.32	LT15
CHANGED 11/13/11 JBA						
1828.9700 FANNIE MAE - 31393UYP2 - MINOR = 02220						
SOLD		09/27/2010	1828.97			
ACQ	1828.9700	04/10/2007	1828.97	1851.83	SUB TRUST P91467301 -22.86	LT15
CHANGED 11/13/11 JBA						
1793.0700 FANNIE MAE - 31393UYP2 - MINOR = 02220						
SOLD		10/25/2010	1793.07			
ACQ	1793.0700	04/10/2007	1793.07	1815.48	SUB TRUST P91467301 -22.41	LT15
CHANGED 11/13/11 JBA						
1757.7600 FANNIE MAE - 31393UYP2 - MINOR = 02220						
SOLD		11/26/2010	1757.76			
ACQ	1757.7600	04/10/2007	1757.76	1779.73	SUB TRUST P91467301 -21.97	LT15
CHANGED 11/13/11 JBA						
1723.0300 FANNIE MAE - 31393UYP2 - MINOR = 02220						
SOLD		12/27/2010	1723.03			
ACQ	1723.0300	04/10/2007	1723.03	1744.57	SUB TRUST P91467301 -21.54	LT15
CHANGED 11/13/11 JBA						
5592.8500 FREDDIE MAC - 31393VHJ3 - MINOR = 02360						
SOLD		01/15/2010	5592.85			
ACQ	5592.8500	04/20/2007	5592.85	5830.54	SUB TRUST P91467301 -237.69	LT15
CHANGED 01/12/11 AW4						
5076.6000 FREDDIE MAC - 31393VHJ3 - MINOR = 02360						
SOLD		02/16/2010	5076.60			
ACQ	5076.6000	04/20/2007	5076.60	5292.35	SUB TRUST P91467301 -215.75	LT15
CHANGED 01/12/11 AW4						
5222.3200 FREDDIE MAC - 31393VHJ3 - MINOR = 02360						
SOLD		03/15/2010	5222.32			
ACQ	5222.3200	04/20/2007	5222.32	5444.27	SUB TRUST P91467301 -221.95	LT15
CHANGED 01/12/11 AW4						
4702.7600 FREDDIE MAC - 31393VHJ3 - MINOR = 02360						
SOLD		04/15/2010	4702.76			
ACQ	4702.7600	04/20/2007	4702.76	4902.62	SUB TRUST P91467301 -199.86	LT15
CHANGED 01/12/11 AW4						
4599.6500 FREDDIE MAC - 31393VHJ3 - MINOR = 02360						
SOLD		05/17/2010	4599.65			
ACQ	4599.6500	04/20/2007	4599.65	4795.13	SUB TRUST P91467301 -195.48	LT15
CHANGED 01/12/11 AW4						
4333.3100 FREDDIE MAC - 31393VHJ3 - MINOR = 02360						
SOLD		06/15/2010	4333.31			
ACQ	4333.3100	04/20/2007	4333.31	4517.47	SUB TRUST P91467301 -184.16	LT15
CHANGED 01/12/11 AW4						
5393.6400 FREDDIE MAC - 31393VHJ3 - MINOR = 02360						
SOLD		07/15/2010	5393.64			
ACQ	5393.6400	04/20/2007	5393.64	5622.87	SUB TRUST P91467301 -229.23	LT15
CHANGED 01/12/11 AW4						
5468.0000 FREDDIE MAC - 31393VHJ3 - MINOR = 02360						
SOLD		08/16/2010	5468.00			
ACQ	5468.0000	04/20/2007	5468.00	5700.39	SUB TRUST P91467301 -232.39	LT15
CHANGED 01/12/11 AW4						
6759.9900 FREDDIE MAC - 31393VHJ3 - MINOR = 02360						
SOLD		09/15/2010	6759.99			
ACQ	6759.9900	04/20/2007	6759.99	7047.28	SUB TRUST P91467301 -287.29	LT15
CHANGED 01/12/11 AW4						
6821.4400 FREDDIE MAC - 31393VHJ3 - MINOR = 02360						
SOLD		10/15/2010	6821.44			
ACQ	6821.4400	04/20/2007	6821.44	7111.35	SUB TRUST P91467301 -289.91	LT15
CHANGED 01/12/11 AW4						
1370.3800 FREDDIE MAC - 31393VHJ3 - MINOR = 02360						
SOLD		11/15/2010	1370.38			
ACQ	1370.3800	04/20/2007	1370.38	1428.62	SUB TRUST P91467301 -58.24	LT15
CHANGED 01/15/11 AW4						

ACCT 5897 P91467004
 FROM 01/01/2010
 TO 12/31/2010

J P MORGAN CHASE BANK, N A
 STATEMENT OF CAPITAL GAINS AND LOSSES
 THE KETTERING FUND

PAGE 205
 RUN 11/15/2011
 12:52.54 PM

TRUST YEAR ENDING 12/31/2010

TAX PREPARER JBA
 TRUST ADMINISTRATOR: DL2
 INVESTMENT OFFICER CWF

LEGEND: F - FEDERAL S - STATE I - INHERITED
 E - EXEMPT FROM STATE U - ACQ COST UNKNOWN

PROPERTY DESCRIPTION	SHARES	DATE	SALES PRICE	COST BASIS	GAIN/LOSS	TERM
1718 4600 FREDDIE MAC - 31393VYGO - MINOR = 02360						
SOLD		01/15/2010	1718 46			
ACQ	1718 4600	04/20/2007	1718 46	1590.67	SUB TRUST P91467301 127.79	LT15
CHANGED 01/12/11 AW4						
1683.6200 FREDDIE MAC - 31393VYGO - MINOR = 02360						
SOLD		02/16/2010	1683 62			
ACQ	1683.6200	04/20/2007	1683 62	1558 42	SUB TRUST P91467301 125 20	LT15
CHANGED 01/12/11 AW4						
1978 4400 FREDDIE MAC - 31393VYGO - MINOR = 02360						
SOLD		03/15/2010	1978 44			
ACQ	1978 4400	04/20/2007	1978 44	1831 32	SUB TRUST P91467301 147 12	LT15
CHANGED 01/12/11 AW4						
1735.1100 FREDDIE MAC - 31393VYGO - MINOR = 02360						
SOLD		04/15/2010	1735 11			
ACQ	1735 1100	04/20/2007	1735.11	1606.08	SUB TRUST P91467301 129 03	LT15
CHANGED 01/12/11 AW4						
1525.8000 FREDDIE MAC - 31393VYGO - MINOR = 02360						
SOLD		05/17/2010	1525.80			
ACQ	1525 8000	04/20/2007	1525.80	1412 34	SUB TRUST P91467301 113.46	LT15
CHANGED 01/12/11 AW4						
1503.0300 FREDDIE MAC - 31393VYGO - MINOR = 02360						
SOLD		06/15/2010	1503.03			
ACQ	1503 0300	04/20/2007	1503.03	1391 26	SUB TRUST P91467301 111.77	LT15
CHANGED 01/12/11 AW4						
1885 5900 FREDDIE MAC - 31393VYGO - MINOR = 02360						
SOLD		07/15/2010	1885 59			
ACQ	1885 5900	04/20/2007	1885 59	1745 37	SUB TRUST P91467301 140 22	LT15
CHANGED 01/12/11 AW4						
1937 9500 FREDDIE MAC - 31393VYGO - MINOR = 02360						
SOLD		08/16/2010	1937 95			
ACQ	1937 9500	04/20/2007	1937.95	1793.84	SUB TRUST P91467301 144 11	LT15
CHANGED 01/12/11 AW4						
1918.6900 FREDDIE MAC - 31393VYGO - MINOR = 02360						
SOLD		09/15/2010	1918.69			
ACQ	1918 6900	04/20/2007	1918.69	1776 01	SUB TRUST P91467301 142 68	LT15
CHANGED 01/12/11 AW4						
1675 0700 FREDDIE MAC - 31393VYGO - MINOR = 02360						
SOLD		10/15/2010	1675 07			
ACQ	1675 0700	04/20/2007	1675 07	1550.51	SUB TRUST P91467301 124 56	LT15
CHANGED 01/12/11 AW4						
2050.6000 FREDDIE MAC - 31393VYGO - MINOR = 02360						
SOLD		11/15/2010	2050 60			
ACQ	2050 6000	04/20/2007	2050 60	1898 11	SUB TRUST P91467301 152 49	LT15
CHANGED 01/12/11 AW4						
2338 5100 FREDDIE MAC - 31393VYGO - MINOR = 02360						
SOLD		12/15/2010	2338.51			
ACQ	2338 5100	04/20/2007	2338 51	2164.61	SUB TRUST P91467301 173 90	LT15
CHANGED 01/12/11 AW4						
1679.3100 FREDDIE MAC - 31393WQC6 - MINOR = 02360						
SOLD		01/15/2010	1679 31			
ACQ	1679 3100	04/20/2007	1679 31	1570.68	SUB TRUST P91467301 108.63	LT15
CHANGED 01/12/11 AW4						
1443.6400 FREDDIE MAC - 31393WQC6 - MINOR = 02360						
SOLD		02/16/2010	1443 64			
ACQ	1443.6400	04/20/2007	1443 64	1350 25	SUB TRUST P91467301 93 39	LT15
CHANGED 01/12/11 AW4						
1901 6900 FREDDIE MAC - 31393WQC6 - MINOR = 02360						
SOLD		03/15/2010	1901 69			
ACQ	1901 6900	04/20/2007	1901 69	1778 67	SUB TRUST P91467301 123 02	LT15
CHANGED 01/12/11 AW4						
1440 2900 FREDDIE MAC - 31393WQC6 - MINOR = 02360						
SOLD		04/15/2010	1440 29			
ACQ	1440 2900	04/20/2007	1440 29	1347 12	SUB TRUST P91467301 93 17	LT15
CHANGED 01/12/11 AW4						
1774.9300 FREDDIE MAC - 31393WQC6 - MINOR = 02360						
SOLD		05/17/2010	1774 93			
ACQ	1774.9300	04/20/2007	1774 93	1660 11	SUB TRUST P91467301 114 82	LT15
CHANGED 01/12/11 AW4						
1572.9200 FREDDIE MAC - 31393WQC6 - MINOR = 02360						
SOLD		06/15/2010	1572 92			
ACQ	1572 9200	04/20/2007	1572 92	1471 17	SUB TRUST P91467301 101.75	LT15
CHANGED 01/12/11 AW4						
1402.1600 FREDDIE MAC - 31393WQC6 - MINOR = 02360						
SOLD		07/15/2010	1402 16			
ACQ	1402 1600	04/20/2007	1402.16	1311.46	SUB TRUST P91467301 90.70	LT15
CHANGED 01/12/11 AW4						
1461 2200 FREDDIE MAC - 31393WQC6 - MINOR = 02360						
SOLD		08/16/2010	1461.22			
ACQ	1461 2200	04/20/2007	1461 22	1366 70	SUB TRUST P91467301 94.52	LT15
CHANGED 01/12/11 AW4						
1841 8700 FREDDIE MAC - 31393WQC6 - MINOR = 02360						
SOLD		09/15/2010	1841.87			
ACQ	1841 8700	04/20/2007	1841.87	1722.72	SUB TRUST P91467301 119.15	LT15
CHANGED 01/12/11 AW4						

ACCT 5897 P91467004
 FROM 01/01/2010
 TO 12/31/2010

J P.MORGAN CHASE BANK, N A
 STATEMENT OF CAPITAL GAINS AND LOSSES
 THE KETTERING FUND

RUN 11/15/2011
 12 52 54 PM

TRUST YEAR ENDING 12/31/2010

TAX PREPARER JBA
 TRUST ADMINISTRATOR DL2
 INVESTMENT OFFICER: CWF

LEGEND F - FEDERAL S - STATE I - INHERITED
 E - EXEMPT FROM STATE U - ACQ COST UNKNOWN

PROPERTY DESCRIPTION	SHARES	DATE	SALES PRICE	COST BASIS	GAIN/LOSS	TERM
1553 6100 FREDDIE MAC - 31393WQC6 - MINOR = 02360						
SOLD		10/15/2010	1553.61			
ACQ	1553.6100	04/20/2007	1553.61	1453.11	SUB TRUST P91467301 100 50	LT15
CHANGED 01/12/11 AW4						
1781 1200 FREDDIE MAC - 31393WQC6 - MINOR = 02360						
SOLD		11/15/2010	1781.12			
ACQ	1781.1200	04/20/2007	1781.12	1665.90	SUB TRUST P91467301 115 22	LT15
CHANGED 01/12/11 AW4						
1935 0100 FREDDIE MAC - 31393WQC6 - MINOR = 02360						
SOLD		12/15/2010	1935.01			
ACQ	1935.0100	04/20/2007	1935.01	1809.84	SUB TRUST P91467301 125 17	LT15
CHANGED 01/12/11 AW4						
1519.0800 FANNIE MAE - 31394BKS2 - MINOR = 02220						
SOLD		01/25/2010	1519.08			
ACQ	1519.0800	04/20/2007	1519.08	1440.28	SUB TRUST P91467301 78 80	LT15
CHANGED 01/12/11 AW4						
1349 6700 FANNIE MAE - 31394BKS2 - MINOR = 02220						
SOLD		02/25/2010	1349.67			
ACQ	1349.6700	04/20/2007	1349.67	1279.66	SUB TRUST P91467301 70 01	LT15
CHANGED 01/12/11 AW4						
1324 5700 FANNIE MAE - 31394BKS2 - MINOR = 02220						
SOLD		03/25/2010	1324.57			
ACQ	1324.5700	04/20/2007	1324.57	1255.86	SUB TRUST P91467301 68.71	LT15
CHANGED 01/12/11 AW4						
1423 1200 FANNIE MAE - 31394BKS2 - MINOR = 02220						
SOLD		04/26/2010	1423.12			
ACQ	1423.1200	04/20/2007	1423.12	1349.30	SUB TRUST P91467301 73 82	LT15
CHANGED 01/12/11 AW4						
1497 6900 FANNIE MAE - 31394BKS2 - MINOR = 02220						
SOLD		05/25/2010	1497.69			
ACQ	1497.6900	04/20/2007	1497.69	1420.00	SUB TRUST P91467301 77 69	LT15
CHANGED 01/12/11 AW4						
1168.3300 FANNIE MAE - 31394BKS2 - MINOR = 02220						
SOLD		06/25/2010	1168.33			
ACQ	1168.3300	04/20/2007	1168.33	1107.72	SUB TRUST P91467301 60 61	LT15
CHANGED 01/12/11 AW4						
1744.8800 FANNIE MAE - 31394BKS2 - MINOR = 02220						
SOLD		07/26/2010	1744.88			
ACQ	1744.8800	04/20/2007	1744.88	1654.36	SUB TRUST P91467301 90 52	LT15
CHANGED 01/12/11 AW4						
1286.2600 FANNIE MAE - 31394BKS2 - MINOR = 02220						
SOLD		08/25/2010	1286.26			
ACQ	1286.2600	04/20/2007	1286.26	1219.53	SUB TRUST P91467301 66 73	LT15
CHANGED 01/12/11 AW4						
1548 7000 FANNIE MAE - 31394BKS2 - MINOR = 02220						
SOLD		09/27/2010	1548.70			
ACQ	1548.7000	04/20/2007	1548.70	1468.36	SUB TRUST P91467301 80 34	LT15
CHANGED 01/12/11 AW4						
1653 6700 FANNIE MAE - 31394BKS2 - MINOR = 02220						
SOLD		10/25/2010	1653.67			
ACQ	1653.6700	04/20/2007	1653.67	1567.89	SUB TRUST P91467301 85.78	LT15
CHANGED 01/12/11 AW4						
1580 4200 FANNIE MAE - 31394BKS2 - MINOR = 02220						
SOLD		11/26/2010	1580.42			
ACQ	1580.4200	04/20/2007	1580.42	1498.44	SUB TRUST P91467301 81.98	LT15
CHANGED 01/12/11 AW4						
1746 6600 FANNIE MAE - 31394BKS2 - MINOR = 02220						
SOLD		12/27/2010	1746.66			
ACQ	1746.6600	04/20/2007	1746.66	1656.05	SUB TRUST P91467301 90.61	LT15
CHANGED 01/12/11 AW4						
1610.8500 FNMA REMIC TRUST - 31394CPT3 - MINOR = 02220						
SOLD		09/27/2010	1610.85			
ACQ	1610.8500	04/10/2007	1610.85	1574.28	SUB TRUST P91467301 36.57	LT15
CHANGED 11/13/11 JBA						
1998.5400 FNMA REMIC TRUST - 31394CPT3 - MINOR = 02220						
SOLD		10/25/2010	1998.54			
ACQ	1998.5400	04/10/2007	1998.54	1954.20	SUB TRUST P91467301 44 34	LT15
CHANGED 11/13/11 JBA						
1987.7400 FNMA REMIC TRUST - 31394CPT3 - MINOR = 02220						
SOLD		11/26/2010	1987.74			
ACQ	1987.7400	04/10/2007	1987.74	1943.64	SUB TRUST P91467301 44.10	LT15
CHANGED 11/13/11 JBA						
3481 9700 FNMA REMIC TRUST - 31394CPT3 - MINOR = 02220						
SOLD		12/27/2010	3481.97			
ACQ	3481.9700	04/10/2007	3481.97	3404.71	SUB TRUST P91467301 77 26	LT15
CHANGED 11/13/11 JBA						
1615 7200 FANNIE MAE - 31394E7B8 - MINOR = 02220						
SOLD		01/25/2010	1615.72			
ACQ	1615.7200	04/10/2007	1615.72	1642.80	SUB TRUST P91467301 -27 08	LT15
CHANGED 11/13/11 JBA						
1607.3300 FANNIE MAE - 31394E7B8 - MINOR = 02220						
SOLD		02/25/2010	1607.33			
ACQ	1607.3300	04/10/2007	1607.33	1634.27	SUB TRUST P91467301 -26 94	LT15
CHANGED 11/13/11 JBA						

ACCT 5897 P91467004
 FROM 01/01/2010
 TO 12/31/2010

J.P MORGAN CHASE BANK, N.A.
 STATEMENT OF CAPITAL GAINS AND LOSSES
 THE KETTERING FUND

PAGE 207
 RUN 11/15/2011
 12 52 54 PM

TRUST YEAR ENDING 12/31/2010

TAX PREPARER JBA
 TRUST ADMINISTRATOR: DLT
 INVESTMENT OFFICER CWF

LEGEND: F - FEDERAL S - STATE I - INHERITED
 E - EXEMPT FROM STATE U - ACQ COST UNKNOWN

PROPERTY DESCRIPTION	SHARES	DATE	SALES PRICE	COST BASIS	GAIN/LOSS	TERM
1556 8800 FANNIE MAE - 31394E7B8 - MINOR = 02220						
SOLD		03/25/2010	1556 88			
ACQ	1556 8800	04/10/2007	1556 88	1582 97	-26 09	LT15
CHANGED 11/13/11 JBA						
1632 8000 FANNIE MAE - 31394E7B8 - MINOR = 02220						
SOLD		04/26/2010	1632.80			
ACQ	1632 8000	04/10/2007	1632.80	1660 16	-27 36	LT15
CHANGED 11/13/11 JBA						
1582 4200 FANNIE MAE - 31394E7B8 - MINOR = 02220						
SOLD		05/25/2010	1582 42			
ACQ	1582 4200	04/10/2007	1582 42	1608.94	-26.52	LT15
CHANGED 11/13/11 JBA						
1574.2100 FANNIE MAE - 31394E7B8 - MINOR = 02220						
SOLD		06/25/2010	1574 21			
ACQ	1574 2100	04/10/2007	1574 21	1600 59	-26 38	LT15
CHANGED 11/13/11 JBA						
1566 0300 FANNIE MAE - 31394E7B8 - MINOR = 02220						
SOLD		07/26/2010	1566 03			
ACQ	1566 0300	04/10/2007	1566 03	1592.27	-26.24	LT15
CHANGED 11/13/11 JBA						
1557 9000 FANNIE MAE - 31394E7B8 - MINOR = 02220						
SOLD		08/25/2010	1557 90			
ACQ	1557 9000	04/10/2007	1557.90	1584.01	-26.11	LT15
CHANGED 11/13/11 JBA						
1549 8100 FANNIE MAE - 31394E7B8 - MINOR = 02220						
SOLD		09/27/2010	1549 81			
ACQ	1549 8100	04/10/2007	1549.81	1575.78	-25.97	LT15
CHANGED 11/13/11 JBA						
1541 7600 FANNIE MAE - 31394E7B8 - MINOR = 02220						
SOLD		10/25/2010	1541 76			
ACQ	1541 7600	04/10/2007	1541 76	1567.60	-25 84	LT15
CHANGED 11/13/11 JBA						
1533.7500 FANNIE MAE - 31394E7B8 - MINOR = 02220						
SOLD		11/26/2010	1533 75			
ACQ	1533 7500	04/10/2007	1533 75	1559.45	-25.70	LT15
CHANGED 11/13/11 JBA						
1525.7800 FANNIE MAE - 31394E7B8 - MINOR = 02220						
SOLD		12/27/2010	1525 78			
ACQ	1525 7800	04/10/2007	1525 78	1551.35	-25.57	LT15
CHANGED 11/13/11 JBA						
1386 1400 FREDDIE MAC - 31394KM50 - MINOR = 02360						
SOLD		01/15/2010	1386 14			
ACQ	1386.1400	04/20/2007	1386.14	1396.54	-10 40	LT15
CHANGED 01/12/11 AW4						
1378 6500 FREDDIE MAC - 31394KM50 - MINOR = 02360						
SOLD		02/16/2010	1378 65			
ACQ	1378 6500	04/20/2007	1378 65	1388.99	-10.34	LT15
CHANGED 01/12/11 AW4						
1371 2100 FREDDIE MAC - 31394KM50 - MINOR = 02360						
SOLD		03/15/2010	1371 21			
ACQ	1371 2100	04/20/2007	1371 21	1381 49	-10 28	LT15
CHANGED 01/12/11 AW4						
1363.8000 FREDDIE MAC - 31394KM50 - MINOR = 02360						
SOLD		04/15/2010	1363 80			
ACQ	1363 8000	04/20/2007	1363 80	1374.03	-10 23	LT15
CHANGED 01/12/11 AW4						
1356.4300 FREDDIE MAC - 31394KM50 - MINOR = 02360						
SOLD		05/17/2010	1356 43			
ACQ	1356 4300	04/20/2007	1356 43	1366 60	-10 17	LT15
CHANGED 01/12/11 AW4						
1349 1000 FREDDIE MAC - 31394KM50 - MINOR = 02360						
SOLD		06/15/2010	1349 10			
ACQ	1349 1000	04/20/2007	1349 10	1359.22	-10 12	LT15
CHANGED 01/12/11 AW4						
1341.8000 FREDDIE MAC - 31394KM50 - MINOR = 02360						
SOLD		07/15/2010	1341 80			
ACQ	1341 8000	04/20/2007	1341.80	1351.86	-10 06	LT15
CHANGED 01/12/11 AW4						
1334 5500 FREDDIE MAC - 31394KM50 - MINOR = 02360						
SOLD		08/16/2010	1334.55			
ACQ	1334 5500	04/20/2007	1334 55	1344.56	-10.01	LT15
CHANGED 01/12/11 AW4						
1327.3300 FREDDIE MAC - 31394KM50 - MINOR = 02360						
SOLD		09/15/2010	1327 33			
ACQ	1327 3300	04/20/2007	1327 33	1337 28	-9.95	LT15
CHANGED 01/12/11 AW4						
1320.1500 FREDDIE MAC - 31394KM50 - MINOR = 02360						
SOLD		10/15/2010	1320 15			
ACQ	1320 1500	04/20/2007	1320.15	1330 05	-9.90	LT15
CHANGED 01/12/11 AW4						
1313.0100 FREDDIE MAC - 31394KM50 - MINOR = 02360						
SOLD		11/15/2010	1313.01			
ACQ	1313.0100	04/20/2007	1313 01	1322 86	-9.85	LT15
CHANGED 01/12/11 AW4						

ACCT 5897 P91467004
 FROM 01/01/2010
 TO 12/31/2010

J P MORGAN CHASE BANK, N A
 STATEMENT OF CAPITAL GAINS AND LOSSES
 THE KETTERING FUND

PAGE 208
 RUN 11/15/2011
 12 52:54 PM

TRUST YEAR ENDING 12/31/2010

TAX PREPARER. JBA
 TRUST ADMINISTRATOR DL2
 INVESTMENT OFFICER CWF

LEGEND F - FEDERAL S - STATE I - INHERITED
 E - EXEMPT FROM STATE U - ACQ COST UNKNOWN

PROPERTY DESCRIPTION	SHARES	DATE	SALES PRICE	COST BASIS	GAIN/LOSS	TERM
1305 9000 FREDDIE MAC - 31394KM50 - MINOR = 02360						
SOLD		12/15/2010	1305 90			
ACQ	1305.9000	04/20/2007	1305.90	1315.69	SUB TRUST P91467301 -9 79	LT15
CHANGED 01/12/11 AW4						
1322.5800 FREDDIE MAC - 31394X6Q4 - MINOR = 02360						
SOLD		01/15/2010	1322 58			
ACQ	1322 5800	04/20/2007	1322 58	1356 63	SUB TRUST P91467301 -34.05	LT15
CHANGED 01/12/11 AW4						
1142 6900 FREDDIE MAC - 31394X6Q4 - MINOR = 02360						
SOLD		02/16/2010	1142 69			
ACQ	1142 6900	04/20/2007	1142.69	1172 10	SUB TRUST P91467301 -29.41	LT15
CHANGED 01/12/11 AW4						
1661 1300 FREDDIE MAC - 31394X6Q4 - MINOR = 02360						
SOLD		03/15/2010	1661 13			
ACQ	1661 1300	04/20/2007	1661.13	1703 89	SUB TRUST P91467301 -42 76	LT15
CHANGED 01/12/11 AW4						
143.1700 FREDDIE MAC - 31394X6Q4 - MINOR = 02360						
SOLD		04/15/2010	143.17			
ACQ	143 1700	04/20/2007	143 17	146 86	SUB TRUST P91467301 -3 69	LT15
CHANGED 01/15/11 AW4						
2976 0400 FREDDIE MAC - 31395EWC7 - MINOR = 02360						
SOLD		01/15/2010	2976 04			
ACQ	2976.0400	04/10/2007	2976 04	2901 64	SUB TRUST P91467301 74 40	LT15
CHANGED 11/13/11 JBA						
2960 3200 FREDDIE MAC - 31395EWC7 - MINOR = 02360						
SOLD		02/16/2010	2960 32			
ACQ	2960.3200	04/10/2007	2960 32	2886 31	SUB TRUST P91467301 74 01	LT15
CHANGED 11/13/11 JBA						
2944.6800 FREDDIE MAC - 31395EWC7 - MINOR = 02360						
SOLD		03/15/2010	2944.68			
ACQ	2944 6800	04/10/2007	2944.68	2871.06	SUB TRUST P91467301 73 62	LT15
CHANGED 11/13/11 JBA						
2929 1100 FREDDIE MAC - 31395EWC7 - MINOR = 02360						
SOLD		04/15/2010	2929.11			
ACQ	2929 1100	04/10/2007	2929.11	2855 88	SUB TRUST P91467301 73 23	LT15
CHANGED 11/13/11 JBA						
2913 6300 FREDDIE MAC - 31395EWC7 - MINOR = 02360						
SOLD		05/17/2010	2913 63			
ACQ	2913 6300	04/10/2007	2913 63	2840 79	SUB TRUST P91467301 72 84	LT15
CHANGED 11/13/11 JBA						
2898 2300 FREDDIE MAC - 31395EWC7 - MINOR = 02360						
SOLD		06/15/2010	2898 23			
ACQ	2898 2300	04/10/2007	2898.23	2825 77	SUB TRUST P91467301 72 46	LT15
CHANGED 11/13/11 JBA						
2882.9100 FREDDIE MAC - 31395EWC7 - MINOR = 02360						
SOLD		07/15/2010	2882.91			
ACQ	2882 9100	04/10/2007	2882.91	2810 84	SUB TRUST P91467301 72.07	LT15
CHANGED 11/13/11 JBA						
2867 6700 FREDDIE MAC - 31395EWC7 - MINOR = 02360						
SOLD		08/16/2010	2867 67			
ACQ	2867 6700	04/10/2007	2867 67	2795 98	SUB TRUST P91467301 71.69	LT15
CHANGED 11/13/11 JBA						
2852 5000 FREDDIE MAC - 31395EWC7 - MINOR = 02360						
SOLD		09/15/2010	2852 50			
ACQ	2852 5000	04/10/2007	2852.50	2781 19	SUB TRUST P91467301 71 31	LT15
CHANGED 11/13/11 JBA						
2837.4200 FREDDIE MAC - 31395EWC7 - MINOR = 02360						
SOLD		10/15/2010	2837 42			
ACQ	2837.4200	04/10/2007	2837 42	2766 48	SUB TRUST P91467301 70 94	LT15
CHANGED 11/13/11 JBA						
2822 4100 FREDDIE MAC - 31395EWC7 - MINOR = 02360						
SOLD		11/15/2010	2822.41			
ACQ	2822 4100	04/10/2007	2822 41	2751.85	SUB TRUST P91467301 70.56	LT15
CHANGED 11/13/11 JBA						
2807 4800 FREDDIE MAC - 31395EWC7 - MINOR = 02360						
SOLD		12/15/2010	2807 48			
ACQ	2807.4800	04/10/2007	2807.48	2737 29	SUB TRUST P91467301 70.19	LT15
CHANGED 11/13/11 JBA						
3184 3800 FREDDIE MAC - 31395FT46 - MINOR = 02360						
SOLD		01/15/2010	3184 38			
ACQ	3184 3800	04/10/2007	3184 38	3103.28	SUB TRUST P91467301 81.10	LT15
CHANGED 11/13/11 JBA						
3167.5300 FREDDIE MAC - 31395FT46 - MINOR = 02360						
SOLD		02/16/2010	3167 53			
ACQ	3167.5300	04/10/2007	3167 53	3086.86	SUB TRUST P91467301 80.67	LT15
CHANGED 11/13/11 JBA						
3150.7600 FREDDIE MAC - 31395FT46 - MINOR = 02360						
SOLD		03/15/2010	3150.76			
ACQ	3150 7600	04/10/2007	3150.76	3070 51	SUB TRUST P91467301 80 25	LT15
CHANGED 11/13/11 JBA						
3134.0700 FREDDIE MAC - 31395FT46 - MINOR = 02360						
SOLD		04/15/2010	3134 07			
ACQ	3134 0700	04/10/2007	3134 07	3054 25	SUB TRUST P91467301 79.82	LT15
CHANGED 11/13/11 JBA						

ACCT 5897 P91467004
 FROM 01/01/2010
 TO 12/31/2010

J P.MORGAN CHASE BANK, N A
 STATEMENT OF CAPITAL GAINS AND LOSSES
 THE KETTERING FUND

PAGE 209
 RUN 11/15/2011
 12 52 54 PM

TRUST YEAR ENDING 12/31/2010

TAX PREPARER JBA
 TRUST ADMINISTRATOR DL2
 INVESTMENT OFFICER CWF

LEGEND F - FEDERAL S - STATE I - INHERITED
 E - EXEMPT FROM STATE U - ACQ COST UNKNOWN

PROPERTY DESCRIPTION	SHARES	DATE	SALES PRICE	COST BASIS	GAIN/LOSS	TERM
3117.4800 FREDDIE MAC - 31395FT46 - MINOR = 02360						
SOLD		05/17/2010	3117.48			
ACQ	3117.4800	04/10/2007	3117.48	3038 08	79 40	LT15
CHANGED 11/13/11 JBA						
3100.9700 FREDDIE MAC - 31395FT46 - MINOR = 02360						
SOLD		06/15/2010	3100.97			
ACQ	3100 9700	04/10/2007	3100 97	3021 99	78 98	LT15
CHANGED 11/13/11 JBA						
3084.5400 FREDDIE MAC - 31395FT46 - MINOR = 02360						
SOLD		07/15/2010	3084 54			
ACQ	3084 5400	04/10/2007	3084.54	3005.98	78.56	LT15
CHANGED 11/13/11 JBA						
3068.2000 FREDDIE MAC - 31395FT46 - MINOR = 02360						
SOLD		08/16/2010	3068.20			
ACQ	3068.2000	04/10/2007	3068 20	2990 06	78.14	LT15
CHANGED 11/13/11 JBA						
3051.9400 FREDDIE MAC - 31395FT46 - MINOR = 02360						
SOLD		09/15/2010	3051 94			
ACQ	3051 9400	04/10/2007	3051.94	2974 21	77 73	LT15
CHANGED 11/13/11 JBA						
3035 7700 FREDDIE MAC - 31395FT46 - MINOR = 02360						
SOLD		10/15/2010	3035 77			
ACQ	3035 7700	04/10/2007	3035 77	2958 45	77.32	LT15
CHANGED 11/13/11 JBA						
3019 6800 FREDDIE MAC - 31395FT46 - MINOR = 02360						
SOLD		11/15/2010	3019 68			
ACQ	3019 6800	04/10/2007	3019 68	2942 77	76.91	LT15
CHANGED 11/13/11 JBA						
3003 6800 FREDDIE MAC - 31395FT46 - MINOR = 02360						
SOLD		12/15/2010	3003 68			
ACQ	3003 6800	04/10/2007	3003 68	2927 18	76 50	LT15
CHANGED 11/13/11 JBA						
133 8400 FREDDIE MAC - 31395MZ36 - MINOR = 02360						
SOLD		01/15/2010	133.84			
ACQ	133.8400	04/10/2007	133 84	123 82	10 02	LT15
CHANGED 11/13/11 JBA						
5202.9200 FREDDIE MAC - 31395MZ36 - MINOR = 02360						
SOLD		02/16/2010	5202 92			
ACQ	5202.9200	04/10/2007	5202.92	4813 51	389 41	LT15
CHANGED 11/13/11 JBA						
5171 9300 FREDDIE MAC - 31395MZ36 - MINOR = 02360						
SOLD		03/15/2010	5171.93			
ACQ	5171 9300	04/10/2007	5171.93	4784.84	387 09	LT15
CHANGED 11/13/11 JBA						
5141 0900 FREDDIE MAC - 31395MZ36 - MINOR = 02360						
SOLD		04/15/2010	5141.09			
ACQ	5141 0900	04/10/2007	5141.09	4756 31	384.78	LT15
CHANGED 11/13/11 JBA						
5110 4300 FREDDIE MAC - 31395MZ36 - MINOR = 02360						
SOLD		05/17/2010	5110 43			
ACQ	5110.4300	04/10/2007	5110 43	4727 95	382 48	LT15
CHANGED 11/13/11 JBA						
5079 9200 FREDDIE MAC - 31395MZ36 - MINOR = 02360						
SOLD		06/15/2010	5079 92			
ACQ	5079 9200	04/10/2007	5079 92	4699 72	380.20	LT15
CHANGED 11/13/11 JBA						
5049 5800 FREDDIE MAC - 31395MZ36 - MINOR = 02360						
SOLD		07/15/2010	5049 58			
ACQ	5049 5800	04/10/2007	5049.58	4671 65	377 93	LT15
CHANGED 11/13/11 JBA						
5019 4000 FREDDIE MAC - 31395MZ36 - MINOR = 02360						
SOLD		08/16/2010	5019.40			
ACQ	5019 4000	04/10/2007	5019.40	4643.73	375 67	LT15
CHANGED 11/13/11 JBA						
4989 3900 FREDDIE MAC - 31395MZ36 - MINOR = 02360						
SOLD		09/15/2010	4989 39			
ACQ	4989 3900	04/10/2007	4989 39	4615.97	373 42	LT15
CHANGED 11/13/11 JBA						
4959.5300 FREDDIE MAC - 31395MZ36 - MINOR = 02360						
SOLD		10/15/2010	4959.53			
ACQ	4959 5300	04/10/2007	4959.53	4588 34	371 19	LT15
CHANGED 11/13/11 JBA						
4929 8300 FREDDIE MAC - 31395MZ36 - MINOR = 02360						
SOLD		11/15/2010	4929 83			
ACQ	4929 8300	04/10/2007	4929 83	4560.86	368 97	LT15
CHANGED 11/13/11 JBA						
4872.1900 FREDDIE MAC - 31395MZ36 - MINOR = 02360						
SOLD		12/15/2010	4872 19			
ACQ	4872 1900	04/10/2007	4872.19	4507 54	364.65	LT15
CHANGED 11/13/11 JBA						
3556.7700 FREDDIE MAC - 31395UGP0 - MINOR = 02360						
SOLD		06/15/2010	3556 77			
ACQ	3556 7700	04/10/2007	3556 77	3543 43	13 34	LT15
CHANGED 11/13/11 JBA						

ACCT 5897 P91467004
 FROM 01/01/2010
 TO 12/31/2010

J P MORGAN CHASE BANK, N A.
 STATEMENT OF CAPITAL GAINS AND LOSSES
 THE KETTERING FUND

PAGE 210
 RUN 11/15/2011
 12 52 54 PM

TRUST YEAR ENDING 12/31/2010

TAX PREPARER JBA
 TRUST ADMINISTRATOR. DL2
 INVESTMENT OFFICER CWF

LEGEND. F - FEDERAL S - STATE I - INHERITED
 E - EXEMPT FROM STATE U - ACQ COST UNKNOWN

PROPERTY DESCRIPTION	SHARES	DATE	SALES PRICE	COST BASIS	GAIN/LOSS	TERM
6295 5600 FREDDIE MAC - 31395UGP0 - MINOR = 02360						
SOLD		07/15/2010	6295 56			
ACQ	6295 5600	04/10/2007	6295.56	6271 95	23.61	LT15
CHANGED 11/13/11 JBA						
5726.3800 FREDDIE MAC - 31395UGP0 - MINOR = 02360						
SOLD		08/16/2010	5726 38			
ACQ	5726 3800	04/10/2007	5726.38	5704 91	21.47	LT15
CHANGED 11/13/11 JBA						
5694 8200 FREDDIE MAC - 31395UGP0 - MINOR = 02360						
SOLD		09/15/2010	5694 82			
ACQ	5694.8200	04/10/2007	5694 82	5673 46	21.36	LT15
CHANGED 11/13/11 JBA						
5116 2300 FREDDIE MAC - 31395UGP0 - MINOR = 02360						
SOLD		10/15/2010	5116 23			
ACQ	5116 2300	04/10/2007	5116 23	5097.04	19.19	LT15
CHANGED 11/13/11 JBA						
6179.3800 FREDDIE MAC - 31395UGP0 - MINOR = 02360						
SOLD		11/15/2010	6179.38			
ACQ	6179.3800	04/10/2007	6179 38	6156 21	23 17	LT15
CHANGED 11/13/11 JBA						
5601.1200 FREDDIE MAC - 31395UGP0 - MINOR = 02360						
SOLD		12/15/2010	5601.12			
ACQ	5601.1200	04/10/2007	5601.12	5580 12	21 00	LT15
CHANGED 11/13/11 JBA						
2230 7900 FREDDIE MAC - 31396CJR2 - MINOR = 02360						
SOLD		01/15/2010	2230 79			
ACQ	2230 7900	04/10/2007	2230 79	2256.23	-25.44	LT15
CHANGED 11/13/11 JBA						
2219 1900 FREDDIE MAC - 31396CJR2 - MINOR = 02360						
SOLD		02/16/2010	2219 19			
ACQ	2219.1900	04/10/2007	2219.19	2244 50	-25.31	LT15
CHANGED 11/13/11 JBA						
2207.6400 FREDDIE MAC - 31396CJR2 - MINOR = 02360						
SOLD		03/15/2010	2207.64			
ACQ	2207.6400	04/10/2007	2207 64	2232 82	-25 18	LT15
CHANGED 11/13/11 JBA						
2196 1500 FREDDIE MAC - 31396CJR2 - MINOR = 02360						
SOLD		04/15/2010	2196 15			
ACQ	2196 1500	04/10/2007	2196 15	2221.20	-25 05	LT15
CHANGED 11/13/11 JBA						
2184 7200 FREDDIE MAC - 31396CJR2 - MINOR = 02360						
SOLD		05/17/2010	2184.72			
ACQ	2184 7200	04/10/2007	2184 72	2209 64	-24 92	LT15
CHANGED 11/13/11 JBA						
2173 3500 FREDDIE MAC - 31396CJR2 - MINOR = 02360						
SOLD		06/15/2010	2173 35			
ACQ	2173 3500	04/10/2007	2173.35	2198 14	-24 79	LT15
CHANGED 11/13/11 JBA						
2162 0400 FREDDIE MAC - 31396CJR2 - MINOR = 02360						
SOLD		07/15/2010	2162 04			
ACQ	2162 0400	04/10/2007	2162 04	2186.70	-24.66	LT15
CHANGED 11/13/11 JBA						
2150 7900 FREDDIE MAC - 31396CJR2 - MINOR = 02360						
SOLD		08/16/2010	2150.79			
ACQ	2150 7900	04/10/2007	2150 79	2175 32	-24 53	LT15
CHANGED 11/13/11 JBA						
2139 6000 FREDDIE MAC - 31396CJR2 - MINOR = 02360						
SOLD		09/15/2010	2139 60			
ACQ	2139 6000	04/10/2007	2139 60	2164.00	-24.40	LT15
CHANGED 11/13/11 JBA						
2128 4600 FREDDIE MAC - 31396CJR2 - MINOR = 02360						
SOLD		10/15/2010	2128 46			
ACQ	2128.4600	04/10/2007	2128 46	2152.74	-24.28	LT15
CHANGED 11/13/11 JBA						
2117.3800 FREDDIE MAC - 31396CJR2 - MINOR = 02360						
SOLD		11/15/2010	2117 38			
ACQ	2117 3800	04/10/2007	2117.38	2141 53	-24 15	LT15
CHANGED 11/13/11 JBA						
2106 3600 FREDDIE MAC - 31396CJR2 - MINOR = 02360						
SOLD		12/15/2010	2106 36			
ACQ	2106 3600	04/10/2007	2106 36	2130.39	-24.03	LT15
CHANGED 11/13/11 JBA						
320000 0000 FNMA - 31398AE24						
SOLD		03/03/2010	322024 32			
ACQ	320000 0000	01/14/2010	322024.32	319606 40	2417 92	ST
365000 0000 FNMA - 31398AG22						
SOLD		07/06/2010	364839 40			
ACQ	365000.0000	02/26/2010	364839.40	364681 39	158 01	ST
943 6100 GNMA - 36211CG30 - MINOR = 02300						
SOLD		01/15/2010	943 61			
ACQ	943 6100	04/20/2007	943 61	928 13	15.48	LT15
CHANGED 01/11/11 AW4						
684 9200 GNMA - 36211CG30 - MINOR = 02300						
SOLD		02/16/2010	684 92			
ACQ	684.9200	04/20/2007	684 92	673 68	11 24	LT15
CHANGED 01/11/11 AW4						

ACCT 5897 P91467004
 FROM 01/01/2010
 TO 12/31/2010

J P MORGAN CHASE BANK, N.A
 STATEMENT OF CAPITAL GAINS AND LOSSES
 THE KETTERING FUND

PAGE 211
 RUN 11/15/2011
 12 52 54 PM

TRUST YEAR ENDING 12/31/2010

TAX PREPARER JBA
 TRUST ADMINISTRATOR DL2
 INVESTMENT OFFICER CWF

LEGEND F - FEDERAL S - STATE I - INHERITED
 E - EXEMPT FROM STATE U - ACQ COST UNKNOWN

PROPERTY DESCRIPTION	SHARES	DATE	SALES PRICE	COST BASIS	GAIN/LOSS	TERM
680 3100 GNMA - 36211CG30 - MINOR = 02300						
SOLD		03/15/2010	680 31			
ACQ	680.3100	04/20/2007	680 31	669.15	11.16	LT15
CHANGED 01/11/11 AW4						
523.6800 GNMA - 36211CG30 - MINOR = 02300						
SOLD		04/15/2010	523 68			
ACQ	523 6800	04/20/2007	523.68	515 09	8 59	LT15
CHANGED 01/11/11 AW4						
513 2200 GNMA - 36211CG30 - MINOR = 02300						
SOLD		05/17/2010	513 22			
ACQ	513 2200	04/20/2007	513.22	504 80	8 42	LT15
CHANGED 01/11/11 AW4						
579 5000 GNMA - 36211CG30 - MINOR = 02300						
SOLD		06/15/2010	579 50			
ACQ	579.5000	04/20/2007	579 50	569.99	9 51	LT15
CHANGED 01/11/11 AW4						
556 2800 GNMA - 36211CG30 - MINOR = 02300						
SOLD		07/15/2010	556 28			
ACQ	556 2800	04/20/2007	556.28	547 15	9.13	LT15
CHANGED 01/11/11 AW4						
542 6700 GNMA - 36211CG30 - MINOR = 02300						
SOLD		08/16/2010	542.67			
ACQ	542.6700	04/20/2007	542.67	533 77	8 90	LT15
CHANGED 01/11/11 AW4						
1346 0700 GNMA - 36211CG30 - MINOR = 02300						
SOLD		09/15/2010	1346.07			
ACQ	1346 0700	04/20/2007	1346 07	1323 99	22.08	LT15
CHANGED 01/11/11 AW4						
472 7800 GNMA - 36211CG30 - MINOR = 02300						
SOLD		10/15/2010	472.78			
ACQ	472.7800	04/20/2007	472.78	465 02	7.76	LT15
CHANGED 01/11/11 AW4						
475 7200 GNMA - 36211CG30 - MINOR = 02300						
SOLD		11/15/2010	475 72			
ACQ	475.7200	04/20/2007	475 72	467.92	7.80	LT15
CHANGED 01/11/11 AW4						
477 9400 GNMA - 36211CG30 - MINOR = 02300						
SOLD		12/15/2010	477 94			
ACQ	477.9400	04/20/2007	477 94	470 10	7 84	LT15
CHANGED 01/11/11 AW4						
320.5600 GNMA - 36225A5M8 - MINOR = 02300						
SOLD		01/15/2010	320 56			
ACQ	320.5600	04/20/2007	320 56	322 36	-1 80	LT15
CHANGED 01/11/11 AW4						
378.8300 GNMA - 36225A5M8 - MINOR = 02300						
SOLD		02/16/2010	378 83			
ACQ	378.8300	04/20/2007	378.83	380.96	-2 13	LT15
CHANGED 01/11/11 AW4						
342 7400 GNMA - 36225A5M8 - MINOR = 02300						
SOLD		03/15/2010	342 74			
ACQ	342 7400	04/20/2007	342.74	344.67	-1 93	LT15
CHANGED 01/11/11 AW4						
556 5700 GNMA - 36225A5M8 - MINOR = 02300						
SOLD		04/15/2010	556 57			
ACQ	556 5700	04/20/2007	556 57	559 70	-3 13	LT15
CHANGED 01/11/11 AW4						
390.7400 GNMA - 36225A5M8 - MINOR = 02300						
SOLD		05/17/2010	390 74			
ACQ	390 7400	04/20/2007	390 74	392 94	-2.20	LT15
CHANGED 01/11/11 AW4						
314 2800 GNMA - 36225A5M8 - MINOR = 02300						
SOLD		06/15/2010	314.28			
ACQ	314.2800	04/20/2007	314 28	316 05	-1.77	LT15
CHANGED 01/11/11 AW4						
427 2300 GNMA - 36225A5M8 - MINOR = 02300						
SOLD		07/15/2010	427.23			
ACQ	427 2300	04/20/2007	427 23	429 63	-2.40	LT15
CHANGED 01/11/11 AW4						
329 6800 GNMA - 36225A5M8 - MINOR = 02300						
SOLD		08/16/2010	329 68			
ACQ	329 6800	04/20/2007	329.68	331.53	-1.85	LT15
CHANGED 01/11/11 AW4						
641 6900 GNMA - 36225A5M8 - MINOR = 02300						
SOLD		09/15/2010	641 69			
ACQ	641 6900	04/20/2007	641 69	645 30	-3 61	LT15
CHANGED 01/11/11 AW4						
382.9700 GNMA - 36225A5M8 - MINOR = 02300						
SOLD		10/15/2010	382 97			
ACQ	382.9700	04/20/2007	382 97	385.12	-2.15	LT15
CHANGED 01/11/11 AW4						
449 5000 GNMA - 36225A5M8 - MINOR = 02300						
SOLD		11/15/2010	449.50			
ACQ	449.5000	04/20/2007	449.50	452.03	-2.53	LT15
CHANGED 01/11/11 AW4						

ACCT 5897 P91467004
 FROM 01/01/2010
 TO 12/31/2010

J P.MORGAN CHASE BANK, N A
 STATEMENT OF CAPITAL GAINS AND LOSSES
 THE KETTERING FUND

PAGE 212
 RUN 11/15/2011
 12.52 54 PM

TRUST YEAR ENDING 12/31/2010

TAX PREPARER JBA
 TRUST ADMINISTRATOR DL2
 INVESTMENT OFFICER CWF

LEGEND F - FEDERAL S - STATE I - INHERITED
 E - EXEMPT FROM STATE U - ACQ COST UNKNOWN

PROPERTY DESCRIPTION	SHARES	DATE	SALES PRICE	COST BASIS	GAIN/LOSS	TERM
302 4700 GNMA - 36225A5M8 - MINOR = 02300						
SOLD		12/15/2010	302 47			
ACQ	302.4700	04/20/2007	302 47	304.17	SUB TRUST P91467301 -1.70	LT15
CHANGED 01/11/11 AW4						
0000 GALLEON OFFSHORE DIVERSIFIED FUND - 36380D915						
SOLD		12/31/2010	94765.36			
ACQ			94765.36	68199.85	26565 51	LT15
ADDED 11/14/11 LB4						
300 0000 GENCORP INC - 368682100 - MINOR = 31001						
SOLD		07/21/2010	1582.35			
ACQ	300 0000	09/20/2006	1582 35	4126 62	SUB TRUST P91467608 -2544 27	LT15
200 0000 GENCORP INC - 368682100 - MINOR = 31001						
SOLD		07/22/2010	1062 26			
ACQ	200 0000	09/20/2006	1062 26	2751 08	SUB TRUST P91467608 -1688 82	LT15
400.0000 GENCORP INC - 368682100 - MINOR = 31001						
SOLD		07/23/2010	2145 60			
ACQ	400 0000	09/20/2006	2145.60	5502 16	SUB TRUST P91467608 -3356 56	LT15
200 0000 GENCORP INC - 368682100 - MINOR = 31001						
SOLD		07/26/2010	1083 62			
ACQ	200 0000	09/20/2006	1083.62	2751 08	SUB TRUST P91467608 -1667 46	LT15
200 0000 GENCORP INC. - 368682100 - MINOR = 31001						
SOLD		07/28/2010	1043 94			
ACQ	200 0000	09/20/2006	1043 94	2751 08	SUB TRUST P91467608 -1707 14	LT15
700 0000 GENCORP INC. - 368682100 - MINOR = 31001						
SOLD		07/30/2010	3654 07			
ACQ	300 0000	09/20/2006	1566.03	4126 62	SUB TRUST P91467608 -2560 59	LT15
400 0000		09/17/2007	2088.04	4395.00	-2306 96	LT15
400.0000 GENCORP INC - 368682100 - MINOR = 31001						
SOLD		08/02/2010	2108 72			
ACQ	400 0000	09/17/2007	2108.72	4395 00	SUB TRUST P91467608 -2286.28	LT15
210000 0000 GENERAL ELECTRIC CAPITAL CORP - 36967HAD9						
SOLD		11/19/2010	215756 73			
ACQ	210000 0000	12/04/2008	215756 73	209397.30	SUB TRUST P91467301 6359.43	LT15
250.0000 GILEAD SCIENCES INC - 375558103 - MINOR = 31000						
SOLD		05/04/2010	9685 32			
ACQ	150 0000	08/15/2006	5811.19	4658.57	SUB TRUST P91467608 1152.62	LT15
100 0000		08/16/2006	3874 13	3169.00	705 13	LT15
3242 6600 GNMA - 38374ETS6						
SOLD		01/20/2010	3242 66			
ACQ	3242 6600	04/10/2007	3242 66	3364 26	SUB TRUST P91467301 -121 60	LT15
CHANGED 11/13/11 JBA						
3225 4500 GNMA - 38374ETS6						
SOLD		02/22/2010	3225 45			
ACQ	3225.4500	04/10/2007	3225.45	3346.40	SUB TRUST P91467301 -120.95	LT15
CHANGED 11/13/11 JBA						
3208 3300 GNMA - 38374ETS6						
SOLD		03/22/2010	3208.33			
ACQ	3208 3300	04/10/2007	3208 33	3328.64	SUB TRUST P91467301 -120.31	LT15
CHANGED 11/13/11 JBA						
3191 2900 GNMA - 38374ETS6						
SOLD		04/20/2010	3191.29			
ACQ	3191 2900	04/10/2007	3191 29	3310 96	SUB TRUST P91467301 -119 67	LT15
CHANGED 11/13/11 JBA						
3174.3400 GNMA - 38374ETS6						
SOLD		05/20/2010	3174 34			
ACQ	3174 3400	04/10/2007	3174.34	3293 38	SUB TRUST P91467301 -119.04	LT15
CHANGED 11/13/11 JBA						
3157 4900 GNMA - 38374ETS6						
SOLD		06/21/2010	3157.49			
ACQ	3157 4900	04/10/2007	3157.49	3275 90	SUB TRUST P91467301 -118 41	LT15
CHANGED 11/13/11 JBA						
3140 7100 GNMA - 38374ETS6						
SOLD		07/20/2010	3140 71			
ACQ	3140 7100	04/10/2007	3140 71	3258.49	SUB TRUST P91467301 -117.78	LT15
CHANGED 11/13/11 JBA						
3124.0200 GNMA - 38374ETS6						
SOLD		08/20/2010	3124 02			
ACQ	3124.0200	04/10/2007	3124 02	3241 17	SUB TRUST P91467301 -117.15	LT15
CHANGED 11/13/11 JBA						
3107 4300 GNMA - 38374ETS6						
SOLD		09/20/2010	3107.43			
ACQ	3107 4300	04/10/2007	3107.43	3223 96	SUB TRUST P91467301 -116.53	LT15
CHANGED 11/13/11 JBA						
3090 9100 GNMA - 38374ETS6						
SOLD		10/20/2010	3090 91			
ACQ	3090 9100	04/10/2007	3090.91	3206.82	SUB TRUST P91467301 -115.91	LT15
CHANGED 11/13/11 JBA						
3074.4800 GNMA - 38374ETS6						
SOLD		11/22/2010	3074 48			
ACQ	3074 4800	04/10/2007	3074 48	3189 77	SUB TRUST P91467301 -115 29	LT15
CHANGED 11/13/11 JBA						
3058.1400 GNMA - 38374ETS6						
SOLD		12/20/2010	3058 14			
ACQ	3058 1400	04/10/2007	3058.14	3172.82	SUB TRUST P91467301 -114.68	LT15
CHANGED 11/13/11 JBA						

ACCT 5897 P91467004
 FROM 01/01/2010
 TO 12/31/2010

J P MORGAN CHASE BANK, N A
 STATEMENT OF CAPITAL GAINS AND LOSSES
 THE KETTERING FUND

PAGE 213
 RUN 11/15/2011
 12.52:54 PM

TRUST YEAR ENDING 12/31/2010

TAX PREPARER JBA
 TRUST ADMINISTRATOR DL2
 INVESTMENT OFFICER CWF

LEGEND F - FEDERAL S - STATE I - INHERITED
 E - EXEMPT FROM STATE U - ACQ COST UNKNOWN

PROPERTY DESCRIPTION	SHARES	DATE	SALES PRICE	COST BASIS	GAIN/LOSS	TERM
210000 0000 HSBC USA INC - 4042EPAA5						
SOLD		12/02/2010	215969.25			SUB TRUST P91467301
ACQ	210000 0000	12/09/2008	215969.25	209880.30	6088.95	LT15
15000 0000 HASBRO INC - 418056AR8						
SOLD		07/22/2010	16050.00			SUB TRUST P91467301
ACQ	15000 0000	05/08/2009	16050.00	14989.65	1060.35	LT15
10000 0000 HASBRO INC - 418056AR8						
SOLD		08/10/2010	10812.50			SUB TRUST P91467301
ACQ	10000.0000	05/08/2009	10812.50	9993.10	819.40	LT15
30000 0000 HASBRO INC - 418056AR8						
SOLD		09/15/2010	32587.50			SUB TRUST P91467301
ACQ	30000 0000	05/08/2009	32587.50	29979.30	2608.20	LT15
65000 0000 HEINZ (H J) FINANCE CO						
DD 01/15/03			6.625% DUE 07/15/11			- 42307TAC2 - MINOR = 02071
SOLD		07/07/2010	68412.50			SUB TRUST P91467301
ACQ	65000 0000	12/04/2009	68412.50	70060.25	-1647.75	ST
45000.0000 HOUSEHOLD FINANCE CO						
DD 01/15/03			6.625% DUE 07/15/11			- 42307TAC2 - MINOR = 02071
SOLD		07/06/2010	47288.25			SUB TRUST P91467301
ACQ	45000 0000	11/23/2009	47288.25	48303.45	-1015.20	ST
200000 0000 INTER AMERICAN DEVEL BK						
DD 01/15/03			6.625% DUE 07/15/11			- 42307TAC2 - MINOR = 02071
SOLD		10/08/2010	201688.00			SUB TRUST P91467301
ACQ	200000 0000	06/18/2009	201688.00	199902.00	1786.00	LT15
75000 0000 KFW - 48245ACC3						
SOLD		08/26/2010	74951.25			SUB TRUST P91467301
ACQ	75000 0000	03/19/2010	74951.25	74887.50	63.75	ST
1400 0000 KB HOME - 48666K109						
DD 01/15/03			6.625% DUE 07/15/11			- 42307TAC2 - MINOR = 02071
SOLD		03/26/2010	23744.95			SUB TRUST P91467608
ACQ	1400 0000	01/11/2008	23744.95	25020.94	-1275.99	LT15
25000.0000 KRAFT FOODS INC DD 05/20/02						
DD 01/15/03			6.250% DUE 06/01/12			- 50075NAH7 - MINOR = 02070
SOLD		04/22/2010	27365.00			SUB TRUST P91467301
ACQ	25000 0000	06/29/2009	27365.00	27001.00	364.00	ST
160000 0000 KFW - 500769CD4						
SOLD		08/24/2010	171281.60			SUB TRUST P91467301
ACQ	160000 0000	06/18/2009	171281.60	171126.40	155.20	LT15
100000 0000 KFW - 500769DG6						
SOLD		02/12/2010	102227.24			SUB TRUST P91467301
ACQ	100000 0000	05/12/2009	102227.24	100912.00	1315.24	ST
400 0000 L-1 IDENTITY SOLUTIONS INC						
DD 01/15/03			6.625% DUE 07/15/11			- 42307TAC2 - MINOR = 02071
SOLD		09/15/2010	3872.17			SUB TRUST P91467608
ACQ	400 0000	10/26/2006	3872.17	5686.48	-1814.31	LT15
500 0000 L-1 IDENTITY SOLUTIONS INC						
DD 01/15/03			6.625% DUE 07/15/11			- 42307TAC2 - MINOR = 02071
SOLD		09/17/2010	4849.72			SUB TRUST P91467608
ACQ	500 0000	10/26/2006	4849.72	7108.10	-2258.38	LT15
900 0000 L-1 IDENTITY SOLUTIONS INC						
DD 01/15/03			6.625% DUE 07/15/11			- 42307TAC2 - MINOR = 02071
SOLD		11/03/2010	10550.43			SUB TRUST P91467608
ACQ	300 0000	10/26/2006	3516.81	4264.86	-748.05	LT15
600 0000		01/20/2009	7033.62	3989.22	3044.40	LT15
80000 0000 LANDWIRTSCH RENTENBANK						
DD 01/15/03			6.625% DUE 07/15/11			- 42307TAC2 - MINOR = 02071
SOLD		09/01/2010	85031.20			SUB TRUST P91467301
ACQ	80000 0000	01/07/2010	85031.20	79611.20	5420.00	ST
550000 0000 MS GSCI OIL PART QRN						
DD 01/15/03			6.625% DUE 07/15/11			- 42307TAC2 - MINOR = 02071
SOLD		11/29/2010	574998.60			SUB TRUST P91467301
ACQ	550000.0000	08/13/2010	574998.60	544500.00	30498.60	ST
200000.0000 MORGAN STANLEY - 61757UAB6						
SOLD		09/08/2010	206845.60			SUB TRUST P91467301
ACQ	200000 0000	11/26/2008	206845.60	199932.00	6913.60	LT15
1300 0000 NEW YORK TIMES CO CL A						
DD 01/15/03			6.625% DUE 07/15/11			- 42307TAC2 - MINOR = 02071
SOLD		06/14/2010	12003.87			SUB TRUST P91467608
ACQ	1300 0000	02/20/2008	12003.87	26817.83	-14813.96	LT15
200 0000 OSI PHARMACEUTICALS INC						
DD 01/15/03			6.625% DUE 07/15/11			- 42307TAC2 - MINOR = 02071
SOLD		05/07/2010	11453.46			SUB TRUST P91467608
ACQ	50 0000	08/15/2006	2863.37	1780.31	1083.06	LT15
150 0000		03/01/2007	8590.09	5105.37	3484.73	LT15
650 0000 OSI PHARMACEUTICALS INC						
DD 01/15/03			6.625% DUE 07/15/11			- 42307TAC2 - MINOR = 02071
SOLD		06/29/2010	37375.00			SUB TRUST P91467608
ACQ	650 0000	03/01/2007	37375.00	22123.27	15251.73	LT15
80000 0000 ORACLE CORP - 68389XAF2						
SOLD		10/22/2010	87091.20			SUB TRUST P91467301
ACQ	80000 0000	08/26/2009	87091.20	82828.00	4263.20	LT15
1150.0000 PALM INC - 696643105						
DD 01/15/03			6.625% DUE 07/15/11			- 42307TAC2 - MINOR = 02071
SOLD		03/19/2010	4732.64			SUB TRUST P91467608
ACQ	800 0000	01/11/2007	3292.27	7631.76	-4339.49	LT15
350.0000		10/29/2007	1440.37	3338.89	-1898.52	LT15
CHANGED 11/14/11 JBA						
1100 0000 PALM INC - 696643105						
DD 01/15/03			6.625% DUE 07/15/11			- 42307TAC2 - MINOR = 02071
SOLD		03/29/2010	4271.00			SUB TRUST P91467608
ACQ	1100 0000	01/11/2007	4271.00	10493.67	-6222.67	LT15
CHANGED 11/14/11 JBA						
90000 0000 PEPSICO INC - 713448BM9						
SOLD		09/09/2010	95163.30			SUB TRUST P91467301
ACQ	90000 0000	01/11/2010	95163.30	89909.10	5254.20	ST
40000 0000 PFIZER INC - 717081CZ4						
SOLD		07/06/2010	42258.80			SUB TRUST P91467301
ACQ	40000.0000	07/07/2009	42258.80	42222.40	36.40	ST

ACCT 5897 P91467004
 FROM 01/01/2010
 TO 12/31/2010

J P MORGAN CHASE BANK, N A.
 STATEMENT OF CAPITAL GAINS AND LOSSES
 THE KETTERING FUND

PAGE 214
 RUN 11/15/2011
 12 52 54 PM

TRUST YEAR ENDING 12/31/2010

TAX PREPARER JBA
 TRUST ADMINISTRATOR DL2
 INVESTMENT OFFICER CWF

LEGEND. F - FEDERAL S - STATE I - INHERITED
 E - EXEMPT FROM STATE U - ACQ COST UNKNOWN

PROPERTY DESCRIPTION	SHARES	DATE	SALES PRICE	COST BASIS	GAIN/LOSS	TERM
75000 0000 ROGERS COMMUNICATIONS - 77509NAD5						
SOLD		10/22/2010	82536 75			SUB TRUST P91467301
ACQ	75000 0000	06/04/2009	82536.75	81720.75	816 00	LT15
100000.0000 ROYAL BK OF SCOTLAND PLC - 78010XAC5						
SOLD		10/28/2010	106982.00			SUB TRUST P91467301
ACQ	100000 0000	06/23/2010	106982.00	98800 50	8181.50	ST
45000.0000 SIMON PROPERTY GROUP LP - 828807CC9						
SOLD		02/23/2010	45262 80			SUB TRUST P91467301
ACQ	45000 0000	01/19/2010	45262 80	44901.00	361 80	ST
20729 6850 THORNBURG INTL VALUE FD - 885215566						
SOLD		07/09/2010	500000.00			
ACQ	20729.6850	06/28/2007	500000.00	554624.65	-54624.65	LT15
CHANGED 11/13/11 JBA						
50000.0000 TOTAL CAPITAL SA - 89152UAC6						
SOLD		07/21/2010	51253.00			SUB TRUST P91467301
ACQ	50000 0000	06/17/2010	51253 00	49804 50	1448 50	ST
65000 0000 TYCO INTERNATIONAL GROUP SA - 902118BK3 - MINOR = 02051						
SOLD		10/22/2010	73721.05			SUB TRUST P91467301
ACQ	65000 0000	12/17/2009	73721 05	72274 15	1446 90	ST
0000 UNIFI INC - 904677200						
SOLD		11/12/2010	4 82			SUB TRUST P91467608
ACQ	0000		4.82	0 00	4.82	LT15
CHANGED 12/07/10 AW4						
55000.0000 U S A NOTES - 912828HY9						
SOLD		01/25/2010	57831 46			SUB TRUST P91467301
ACQ	55000 0000	10/16/2009	57831 46	57563.27	268.19	ST
100000.0000 U S A NOTES - 912828JK7						
SOLD		02/08/2010	105308 59			SUB TRUST P91467301
ACQ	100000 0000	08/06/2009	105308 59	103156 59	2152 00	ST
175000 0000 U S A NOTES - 912828JM3						
SOLD		03/26/2010	181999 41			SUB TRUST P91467301
ACQ	175000 0000	12/21/2009	181999 41	183648.05	-1648 64	ST
70000 0000 U S A NOTES - 912828JQ4						
SOLD		03/18/2010	72239 22			SUB TRUST P91467301
ACQ	65000.0000	12/07/2009	67079 28	67661 15	-581 87	ST
	5000 0000	12/07/2009	5159 94	5201 38	-41.44	ST
575000 0000 U S A NOTES - 912828JQ4						
SOLD		07/06/2010	605477 56			SUB TRUST P91467301
ACQ	380000.0000	11/17/2009	400141 70	395067.68	5074 02	ST
	50000 0000	12/07/2009	52650 22	52013.84	636 38	ST
	95000 0000	02/08/2010	100035.42	98718 68	1316.74	ST
	50000 0000	03/22/2010	52650 22	51607 59	1042.63	ST
5000 0000 U S A NOTES - 912828JQ4						
SOLD		09/27/2010	5316 00			SUB TRUST P91467301
ACQ	5000 0000	03/22/2010	5316.00	5160 76	155 24	ST
45000 0000 U S A NOTES - 912828KF6						
SOLD		11/01/2010	46859 61			SUB TRUST P91467301
ACQ	45000 0000	01/25/2010	46859 61	44826 13	2033 48	ST
270000 0000 U S A TREASURY NOTES - 912828KN9						
SOLD		11/24/2010	278573 70			SUB TRUST P91467301
ACQ	270000.0000	12/31/2009	278573 70	265610 33	12963 37	ST
105000.0000 U S TREAS NTS						
SOLD		01/06/2010	106098 87			SUB TRUST P91467301
ACQ	105000 0000	09/30/2009	106098.87	106841 95	-743 08	ST
555000 0000 U S TREAS NTS						
SOLD		01/25/2010	566726 85			SUB TRUST P91467301
ACQ	260000 0000	06/30/2009	265493.66	260833.68	4659 98	ST
	50000 0000	07/21/2009	51056 47	50298.99	757 48	ST
	115000 0000	07/23/2009	117429.89	115476 56	1953 33	ST
	95000 0000	07/23/2009	97007.30	95256 37	1750 93	ST
	35000 0000	09/30/2009	35739 53	35613.98	125.55	ST
90000.0000 U S A NOTES - 912828LC2						
SOLD		02/08/2010	92295 40			SUB TRUST P91467301
ACQ	90000 0000	02/08/2010	92295.40	92299 22	-3 82	ST
430000 0000 U S A NOTES - 912828LC2						
SOLD		02/25/2010	439942.31			SUB TRUST P91467301
ACQ	135000 0000	01/29/2010	138121 42	137932 03	189 39	ST
	295000 0000	02/08/2010	301820 89	302536 33	-715 44	ST
35000 0000 U S A NOTES - 912828LC2						
SOLD		06/10/2010	36108 67			SUB TRUST P91467301
ACQ	35000 0000	01/29/2010	36108 67	35760 16	348 51	ST
55000 0000 U S A NOTES - 912828LC2						
SOLD		06/11/2010	56896.89			SUB TRUST P91467301
ACQ	45000 0000	01/29/2010	46552 00	45977 34	574 66	ST
	10000 0000	02/11/2010	10344 89	10202 38	142 51	ST
65000 0000 U S A NOTES - 912828LC2						
SOLD		06/11/2010	67249 39			SUB TRUST P91467301
ACQ	45000 0000	01/25/2010	46557 27	45880.81	676.46	ST
	20000 0000	02/11/2010	20692 12	20404 75	287 37	ST
35000.0000 U S A NOTES - 912828LC2						
SOLD		06/25/2010	36442 27			SUB TRUST P91467301
ACQ	35000 0000	01/25/2010	36442 27	35685 08	757.19	ST
55000.0000 U S A NOTES - 912828LC2						
SOLD		08/05/2010	58014 07			SUB TRUST P91467301
ACQ	30000 0000	01/25/2010	31644 04	30587.21	1056 83	ST
	25000 0000	07/01/2010	26370.03	26109 46	260 57	ST

ACCT 5897 P91467004
 FROM 01/01/2010
 TO 12/31/2010

J P.MORGAN CHASE BANK, N.A.
 STATEMENT OF CAPITAL GAINS AND LOSSES
 THE KETTERING FUND

PAGE 215
 RUN 11/15/2011
 12 52 54 PM

TRUST YEAR ENDING 12/31/2010

TAX PREPARER: JBA
 TRUST ADMINISTRATOR DL2
 INVESTMENT OFFICER CWF

LEGEND: F - FEDERAL S - STATE I - INHERITED
 E - EXEMPT FROM STATE U - ACQ COST UNKNOWN

PROPERTY DESCRIPTION	SHARES	DATE	SALES PRICE	COST BASIS	GAIN/LOSS	TERM
155000 0000 U S A NOTES - 912828LC2						
SOLD		10/25/2010	165528 58			SUB TRUST P91467301
ACQ	95000 0000	09/01/2010	101453 00	100614 97	838.03	ST
	30000 0000	09/08/2010	32037 79	31745 02	292.77	ST
	30000 0000	09/15/2010	32037 79	31773.15	264.64	ST
85000 0000 U S A TREASURY NOTES - 912828LK4						
SOLD		01/19/2010	85245 42			SUB TRUST P91467301
ACQ	85000 0000	08/31/2009	85245 42	84953 52	291.90	ST
255000 0000 U S A TREASURY NOTES - 912828LK4						
SOLD		01/25/2010	256812.04			SUB TRUST P91467301
ACQ	255000 0000	08/31/2009	256812.04	254860.54	1951.50	ST
90000 0000 U S A NOTES - 912828LQ1						
SOLD		01/11/2010	89714 93			SUB TRUST P91467301
ACQ	90000 0000	10/15/2009	89714 93	89964.84	-249.91	ST
225000 0000 U S A NOTES - 912828LQ1						
SOLD		01/25/2010	226256.08			SUB TRUST P91467301
ACQ	225000 0000	10/15/2009	226256 08	224912 11	1343.97	ST
40000 0000 U S A NOTES - 912828LS7						
SOLD		01/19/2010	39987.50			SUB TRUST P91467301
ACQ	40000 0000	11/30/2009	39987.50	40760 94	-773.44	ST
285000.0000 U S A NOTES - 912828LS7						
SOLD		01/27/2010	286557.64			SUB TRUST P91467301
ACQ	285000.0000	11/30/2009	286557 64	290421 68	-3864.04	ST
80000 0000 U S A NOTES - 912828LS7						
SOLD		02/03/2010	80343.48			SUB TRUST P91467301
ACQ	80000 0000	11/30/2009	80343.48	81521 87	-1178.39	ST
370000.0000 U S A NOTES - 912828LS7						
SOLD		02/08/2010	373843.28			SUB TRUST P91467301
ACQ	295000 0000	10/30/2009	298064.24	295760 55	2303.69	ST
	50000 0000	11/03/2009	50519 36	50025 56	493.80	ST
	25000 0000	11/30/2009	25259.68	25475 59	-215.91	ST
100000.0000 U S A NOTES - 912828LX6						
SOLD		01/05/2010	99655.92			SUB TRUST P91467301
ACQ	35000.0000	12/11/2009	34879 57	35113 59	-234.02	ST
	25000.0000	12/04/2009	24913 98	25048 91	-134.93	ST
	40000 0000	12/07/2009	39862 37	40164.19	-301.82	ST
350000 0000 U S A NOTES - 912828LX6						
SOLD		01/14/2010	349670.70			SUB TRUST P91467301
ACQ	350000 0000	12/04/2009	349670 70	350684.77	-1014.07	ST
135000 0000 U S A NOTES - 912828LX6						
SOLD		01/25/2010	135300 13			SUB TRUST P91467301
ACQ	135000 0000	12/04/2009	135300 13	135264.12	36.01	ST
100000 0000 U S A NOTES - 912828LX6						
SOLD		01/26/2010	100277 01			SUB TRUST P91467301
ACQ	100000 0000	01/28/2010	100277 01	100164.06	112.95	ST
170000 0000 U S A NOTES - 912828LX6						
SOLD		01/26/2010	170364 66			SUB TRUST P91467301
ACQ	35000 0000	01/28/2010	35075 08	35057 42	17.66	ST
	135000 0000	12/21/2009	135289 58	135105.92	183.66	ST
90000 0000 U S A NOTES - 912828LX6						
SOLD		02/02/2010	90193 06			SUB TRUST P91467301
ACQ	55000 0000	01/06/2010	55117 98	54755 26	362.72	ST
	35000 0000	12/21/2009	35075 08	35027 46	47.62	ST
45000 0000 U S A NOTES - 912828LX6						
SOLD		02/05/2010	45238 91			SUB TRUST P91467301
ACQ	45000 0000	01/06/2010	45238 91	44799 76	439.15	ST
75000 0000 U S A NOTES - 912828MG2						
SOLD		02/17/2010	75072 99			SUB TRUST P91467301
ACQ	75000 0000	02/12/2010	75072 99	75082 28	-9.29	ST
45000 0000 U S A TREASURY NOTES - 912828MH0						
SOLD		02/25/2010	44880.32			SUB TRUST P91467301
ACQ	45000 0000	02/23/2010	44880 32	44659 14	221.18	ST
55000 0000 U S A NOTES - 912828MM9						
SOLD		01/13/2010	54853 72			SUB TRUST P91467301
ACQ	55000 0000	12/08/2009	54853.72	55041 00	-187.28	ST
25000 0000 U S A NOTES - 912828MM9						
SOLD		01/26/2010	24992 10			SUB TRUST P91467301
ACQ	25000 0000	12/08/2009	24992 10	25018 64	-26.54	ST
510000 0000 U S A NOTES - 912828MM9						
SOLD		02/05/2010	510635 79			SUB TRUST P91467301
ACQ	510000.0000	01/29/2010	510635 79	509384 13	1251.66	ST
13000 0000 U S A NOTES - 912828MM9						
SOLD		02/08/2010	13005 59			SUB TRUST P91467301
ACQ	13000 0000	01/29/2010	13005.59	12984 30	21.29	ST
40000 0000 U S A NOTES - 912828MR8						
SOLD		03/08/2010	40037 37			SUB TRUST P91467301
ACQ	40000 0000	02/26/2010	40037 37	40175 00	-137.63	ST
40000 0000 U S A NOTES - 912828MR8						
SOLD		03/08/2010	40006.12			SUB TRUST P91467301
ACQ	40000 0000	02/26/2010	40006 12	40175 00	-168.88	ST
745000.0000 U S A NOTES - 912828MR8						
SOLD		03/25/2010	736706 05			SUB TRUST P91467301
ACQ	435000.0000	02/25/2010	430157 22	435562.20	-5404.98	ST
	310000 0000	02/26/2010	306548.83	311356.25	-4807.42	ST

ACCT 5897 P91467004
 FROM 01/01/2010
 TO 12/31/2010

J P MORGAN CHASE BANK, N A
 STATEMENT OF CAPITAL GAINS AND LOSSES
 THE KETTERING FUND

PAGE 216
 RUN 11/15/2011
 12 52 54 PM

TRUST YEAR ENDING 12/31/2010

TAX PREPARER JBA
 TRUST ADMINISTRATOR DL2
 INVESTMENT OFFICER CWF

LEGEND F - FEDERAL S - STATE I - INHERITED
 E - EXEMPT FROM STATE U - ACQ COST UNKNOWN

PROPERTY DESCRIPTION	SHARES	DATE	SALES PRICE	COST BASIS	GAIN/LOSS	TERM
835000.0000 U S A NOTES - 912828MW7						
SOLD		04/29/2010	836565 64			SUB TRUST P91467301
ACQ	470000 0000	03/25/2010	470881 25	466586 73	4294 52	ST
	55000 0000	03/26/2010	55103.13	54705 85	397 28	ST
	45000 0000	03/26/2010	45084 38	44759 33	325 05	ST
	215000 0000	03/31/2010	215403 13	214295.25	1107 88	ST
	50000 0000	04/22/2010	50093 75	50021 65	72 10	ST
70000 0000 U S A NOTES - 912828MZO						
SOLD		05/13/2010	70809.14			SUB TRUST P91467301
ACQ	70000 0000	04/30/2010	70809 14	70240.86	568.28	ST
40000 0000 U S A NOTES - 912828MZO						
SOLD		05/19/2010	40754.55			SUB TRUST P91467301
ACQ	40000.0000	04/30/2010	40754 55	40137 63	616.92	ST
90000 0000 U S A NOTES - 912828MZO						
SOLD		05/25/2010	92421 96			SUB TRUST P91467301
ACQ	90000 0000	04/30/2010	92421 96	90309 68	2112 28	ST
840000 0000 U S A NOTES - 912828MZO						
SOLD		05/27/2010	853125 01			SUB TRUST P91467301
ACQ	825000 0000	04/29/2010	837890 63	825389 48	12501 15	ST
	15000.0000	04/30/2010	15234 38	15051 61	182.76	ST
160000.0000 U S A NOTES - 912828NCO						
SOLD		09/27/2010	163368 21			SUB TRUST P91467301
ACQ	160000 0000	08/03/2010	163368 21	162838 04	530 17	ST
115000 0000 U S A NOTES - 912828NF3						
SOLD		06/02/2010	114936 72			SUB TRUST P91467301
ACQ	115000 0000	05/28/2010	114936 72	115126 17	-189 45	ST
FOUND UPDATE						
50000 0000 U S A NOTES - 912828NF3						
SOLD		06/17/2010	50304.52			SUB TRUST P91467301
ACQ	50000.0000	05/28/2010	50304.52	50054.85	249.67	ST
80000 0000 U S A NOTES - 912828NF3						
SOLD		06/21/2010	80377.86			SUB TRUST P91467301
ACQ	80000 0000	05/28/2010	80377.86	80087 77	290 09	ST
90000.0000 U S A NOTES - 912828NF3						
SOLD		06/23/2010	90723 92			SUB TRUST P91467301
ACQ	90000 0000	05/28/2010	90723 92	90098 74	625.18	ST
675000.0000 U S A NOTES - 912828NF3						
SOLD		07/06/2010	687680.36			SUB TRUST P91467301
ACQ	620000 0000	05/27/2010	631647 15	617965 63	13681 52	ST
	55000 0000	05/28/2010	56033 21	55060.34	972.87	ST
215000 0000 U S A NOTES - 912828NF3						
SOLD		07/22/2010	219861 97			SUB TRUST P91467301
ACQ	215000 0000	05/27/2010	219861 97	214294.53	5567 44	ST
235000 0000 U S A NOTES - 912828NH9						
SOLD		07/06/2010	236054 87			SUB TRUST P91467301
ACQ	5000.0000	06/29/2010	5022.44	5022.87	-0 43	ST
	190000 0000	07/01/2010	190852 88	190720.56	132 32	ST
	40000.0000	07/01/2010	40179 55	40145 45	34 10	ST
375000.0000 U S A NOTES - 912828NH9						
SOLD		07/13/2010	375600.64			SUB TRUST P91467301
ACQ	40000 0000	06/25/2010	40064 07	40050 13	13 94	ST
	330000 0000	07/09/2010	330528 56	331096.81	-568 25	ST
	5000 0000	07/01/2010	5008.01	5018 18	-10 17	ST
125000 0000 U S A NOTES - 912828NLO						
SOLD		07/22/2010	126195 87			SUB TRUST P91467301
ACQ	15000 0000	07/06/2010	15143 50	15073.29	70 21	ST
	50000.0000	07/21/2010	50478 35	50439.62	38 73	ST
	50000 0000	07/21/2010	50478.35	50437 67	40.68	ST
	10000 0000	07/22/2010	10095 67	10085 19	10 48	ST
40000.0000 U S A NOTES - 912828NLO						
SOLD		07/29/2010	40451.43			SUB TRUST P91467301
ACQ	40000 0000	07/06/2010	40451 43	40195 45	255 98	ST
260000 0000 U S A NOTES - 912828NLO						
SOLD		10/28/2010	268672 56			SUB TRUST P91467301
ACQ	50000 0000	06/30/2010	51667.80	50181 81	1485.99	ST
	90000 0000	07/06/2010	93002 04	90439.75	2562.29	ST
	120000.0000	07/27/2010	124002.72	120544.15	3458 57	ST
80000 0000 U S A NOTES - 912828NN6						
SOLD		08/03/2010	80509 11			SUB TRUST P91467301
ACQ	80000 0000	07/23/2010	80509.11	80119 02	390 09	ST
555000 0000 U S A NOTES - 912828NN6						
SOLD		08/12/2010	558861 30			SUB TRUST P91467301
ACQ	35000 0000	07/13/2010	35243 51	34893 36	350 15	ST
	465000 0000	07/23/2010	468235 14	465691.79	2543 35	ST
	55000 0000	08/04/2010	55382 65	55268 74	113.91	ST
335000 0000 U S A NOTES - 912828NN6						
SOLD		11/24/2010	337943 21			SUB TRUST P91467301
ACQ	330000.0000	07/13/2010	332899 28	328994 53	3904 75	ST
	5000 0000	09/27/2010	5043.93	5053 53	-9.60	ST
355000 0000 U S A NOTES - 912828NP1						
SOLD		08/26/2010	361378.91			SUB TRUST P91467301
ACQ	255000.0000	07/30/2010	259582 03	256853 59	2728.44	ST
	100000.0000	08/17/2010	101796 88	101488.62	308 26	ST

ACCT 5897 P91467004
 FROM 01/01/2010
 TO 12/31/2010

J P MORGAN CHASE BANK, N.A.
 STATEMENT OF CAPITAL GAINS AND LOSSES
 THE KETTERING FUND

PAGE 217
 RUN 11/15/2011
 12 52 54 PM

TRUST YEAR ENDING 12/31/2010

TAX PREPARER JBA
 TRUST ADMINISTRATOR DL2
 INVESTMENT OFFICER CWF

LEGEND F - FEDERAL S - STATE I - INHERITED
 E - EXEMPT FROM STATE U - ACQ COST UNKNOWN

PROPERTY DESCRIPTION	SHARES	DATE	SALES PRICE	COST BASIS	GAIN/LOSS	TERM
255000 0000 U S A NOTES - 912828NQ9						
SOLD		08/26/2010	255557 81			SUB TRUST P91467301
ACQ	150000 0000	08/24/2010	150328 12	150428.24	-100 12	ST
	105000 0000	08/25/2010	105229.69	105295.66	-65.97	ST
830000 0000 U S A NOTES - 912828NS5						
SOLD		07/23/2010	830645 66			SUB TRUST P91467301
ACQ	830000.0000	07/22/2010	830645 66	830878 17	-232 51	ST
555000 0000 U S A TREASURY NOTES - 912828NU0						
SOLD		09/08/2010	554501.38			SUB TRUST P91467301
ACQ	80000 0000	08/24/2010	79928.13	80075 27	-147 14	ST
	75000 0000	08/31/2010	74932 62	75070.31	-137.69	ST
	85000.0000	08/31/2010	84923.63	85092.97	-169.34	ST
	110000.0000	09/02/2010	109901 17	110008 96	-107.79	ST
	150000.0000	09/03/2010	149865 24	149824 72	40.52	ST
	55000.0000	09/08/2010	54950.59	54959.36	-8.77	ST
35000 0000 U S A NOTES - 912828NV8						
SOLD		08/30/2010	34781 13			SUB TRUST P91467301
ACQ	35000 0000	08/26/2010	34781 13	34740 35	40.78	ST
70000.0000 U S A NOTES - 912828NV8						
SOLD		09/23/2010	69868 52			SUB TRUST P91467301
ACQ	70000.0000	08/31/2010	69868 52	69688 52	180.00	ST
35000 0000 U S A NOTES - 912828NV8						
SOLD		09/23/2010	34872.73			SUB TRUST P91467301
ACQ	35000 0000	08/31/2010	34872 73	34844.26	28 47	ST
160000 0000 U S A NOTES - 912828NV8						
SOLD		09/24/2010	159286 96			SUB TRUST P91467301
ACQ	160000 0000	08/31/2010	159286 96	159288 03	-1.07	ST
340000.0000 U S A NOTES - 912828NV8						
SOLD		09/29/2010	340225 78			SUB TRUST P91467301
ACQ	285000.0000	08/26/2010	285189.26	282885 72	2303 54	ST
	55000.0000	08/31/2010	55036 52	54755 26	281 26	ST
315000.0000 U S A NOTES - 912828NX4						
SOLD		10/25/2010	315097 38			SUB TRUST P91467301
ACQ	315000 0000	10/06/2010	315097.38	314878 01	219.37	ST
200000.0000 U S A NOTES - 912828NX4						
SOLD		11/02/2010	200124.33			SUB TRUST P91467301
ACQ	65000 0000	10/22/2010	65040.41	65025.61	14.80	ST
	135000.0000	10/27/2010	135083 92	134958.27	125 65	ST
305000.0000 U S A NOTES - 912828NX4						
SOLD		12/28/2010	303450 15			SUB TRUST P91467301
ACQ	175000 0000	10/06/2010	174110.74	174932 23	-821 49	ST
	130000 0000	10/27/2010	129339.41	129959 81	-620.40	ST
165000 0000 U S A NOTES - 912828NY2						
SOLD		09/23/2010	165431 28			SUB TRUST P91467301
ACQ	165000 0000	09/08/2010	165431.28	164716 96	714 32	ST
520000 0000 U S A NOTES - 912828NY2						
SOLD		10/15/2010	522681 25			SUB TRUST P91467301
ACQ	375000 0000	09/08/2010	376933 59	374356 72	2576 87	ST
	145000 0000	09/27/2010	145747 66	145430 95	316 71	ST
65000 0000 U S A NOTES - 912828NZ9						
SOLD		10/05/2010	65141 97			SUB TRUST P91467301
ACQ	65000 0000	09/29/2010	65141 97	64964 67	177 30	ST
200000 0000 U S A NOTES - 912828NZ9						
SOLD		10/06/2010	201077 46			SUB TRUST P91467301
ACQ	200000 0000	09/29/2010	201077.46	199891 30	1186.16	ST
55000 0000 U S A NOTES - 912828NZ9						
SOLD		10/07/2010	55313.49			SUB TRUST P91467301
ACQ	55000 0000	09/29/2010	55313.49	54970 11	343 38	ST
160000.0000 U S A NOTES - 912828NZ9						
SOLD		10/25/2010	160605 72			SUB TRUST P91467301
ACQ	10000 0000	09/29/2010	10037 86	9994 56	43 30	ST
	140000 0000	09/30/2010	140530 00	139781 72	748 28	ST
	10000 0000	10/13/2010	10037 86	10048 47	-10 61	ST
60000 0000 U S A NOTES - 912828NZ9						
SOLD		10/28/2010	60116 99			SUB TRUST P91467301
ACQ	60000 0000	09/30/2010	60116 99	59906 45	210 54	ST
105000 0000 U S A NOTES - 912828PB0						
SOLD		10/25/2010	104888.91			SUB TRUST P91467301
ACQ	105000 0000	10/15/2010	104888 91	104713 24	175.67	ST
130000 0000 U S A NOTES - 912828PB0						
SOLD		10/28/2010	129745.66			SUB TRUST P91467301
ACQ	60000 0000	10/15/2010	59882.61	59836.14	46.47	ST
	70000 0000	10/22/2010	69863 05	69940 08	-77.03	ST
500000.0000 U S A NOTES - 912828PB0						
SOLD		11/09/2010	499062 51			SUB TRUST P91467301
ACQ	345000 0000	10/15/2010	344353 13	344057.80	295 33	ST
	155000.0000	10/29/2010	154709.38	154994.46	-285.08	ST
30000 0000 U S A NOTES - 912828PE4						
SOLD		11/18/2010	29642 48			SUB TRUST P91467301
ACQ	30000 0000	10/29/2010	29642.48	30097.37	-454 89	ST
320000.0000 U S A NOTES - 912828PE4						
SOLD		11/24/2010	316287 50			SUB TRUST P91467301
ACQ	180000 0000	10/28/2010	177911 72	180134.20	-2222.48	ST
	140000.0000	10/29/2010	138375 78	140454.37	-2078.59	ST

ACCT 5897 P91467004
 FROM 01/01/2010
 TO 12/31/2010

J.P.MORGAN CHASE BANK, N.A.
 STATEMENT OF CAPITAL GAINS AND LOSSES
 THE KETTERING FUND

PAGE 218

RUN 11/15/2011
 12:52:54 PM

TRUST YEAR ENDING 12/31/2010

TAX PREPARER JBA
 TRUST ADMINISTRATOR DL2
 INVESTMENT OFFICER CWF

LEGEND F - FEDERAL S - STATE I - INHERITED
 E - EXEMPT FROM STATE U - ACQ COST UNKNOWN

PROPERTY DESCRIPTION	SHARES	DATE	SALES PRICE	COST BASIS	GAIN/LOSS	TERM
80000.0000 U S A NOTES - 912828PH7						
SOLD		09/02/2010	79799.73			
ACQ	80000.0000	08/26/2010	79799.73	79756.52	43.21	ST
165000.0000 U S A NOTES - 912828PH7						
SOLD		09/02/2010	164606.28			
ACQ	165000.0000	08/26/2010	164606.28	164497.82	108.46	ST
115000.0000 U S A NOTES - 912828PH7						
SOLD		12/28/2010	114478.52			
ACQ	115000.0000	11/24/2010	114478.52	114789.25	-310.73	ST
160000.0000 U S A NOTES - 912828PJ3						
SOLD		12/20/2010	155924.46			
ACQ	160000.0000	11/24/2010	155924.46	158875.54	-2951.08	ST
485000.0000 US TREASURY N/B - 912828PUB						
SOLD		12/08/2010	478857.77			
ACQ	485000.0000	11/09/2010	478857.77	483694.40	-4836.63	ST
80000.0000 VERIZON COMMUNICATIONS - 92343VAN4						
SOLD		04/22/2010	87331.20			
ACQ	80000.0000	07/30/2008	87331.20	79712.80	7618.40	LT15
50000.0000 VICOM INC - 925524AQ3 - MINOR = 02070						
SOLD		04/29/2010	51326.00			
ACQ	50000.0000	01/12/2010	51326.00	52825.00	-1499.00	ST
5000.0000 VICOM INC - 925524AQ3 - MINOR = 02070						
SOLD		05/04/2010	5250.00			
ACQ	5000.0000	04/29/2010	5250.00	0.00	5250.00	ST
0000 VISHAY PRECISION GROUP INC - 92835K103						
SOLD		07/19/2010	6.82			
ACQ	0000		6.82	0.00	6.82	LT15
CHANGED 07/26/10 AW4						
180000.0000 WELLS FARGO & COMPANY - 949744AAA						
SOLD		09/13/2010	186201.54			
ACQ	180000.0000	12/03/2008	186201.54	179789.40	6412.14	LT15
75000.0000 XTO ENERGY INC - 98385XAK2						
SOLD		12/17/2010	81257.25			
ACQ	75000.0000	12/12/2008	81257.25	74209.65	7047.60	LT15
.0000 RENAISSANCE RE HLDGS LTD - G7496G103 - MINOR = 31000						
SOLD		12/21/2010	601.52			
ACQ	0000		601.52	0.00	601.52	LT15
TOTALS			37213926.94	36895753.07		

SUMMARY OF CAPITAL GAINS/LOSSES

FEDERAL	SHORT TERM	LONG TERM 28%	LONG TERM 15%	ST WASH SALE	LT WASH SALE	1250 GAIN
SUBTOTAL FROM ABOVE	156477.60	0.00	161696.27	0.00	0.00	0.00*
COMMON TRUST FUND	0.00	0.00	0.00			0.00
CAPITAL GAIN DIVIDENDS	0.00	0.00	0.00			0.00
	156477.60	0.00	161696.27	0.00	0.00	0.00
STATE						
SUBTOTAL FROM ABOVE	156477.60	0.00	161696.27	0.00	0.00	0.00*
COMMON TRUST FUND	0.00	0.00	0.00			0.00
CAPITAL GAIN DIVIDENDS	0.00	0.00	0.00			0.00
	156477.60	0.00	161696.27	0.00	0.00	0.00

* - 1250 GAIN DETAILED ON TRANS PAGES, NOT ABOVE

CAPITAL LOSS CARRYOVER

FEDERAL	0.00	0.00
UNKNOWN	N/A	N/A

Account Summary

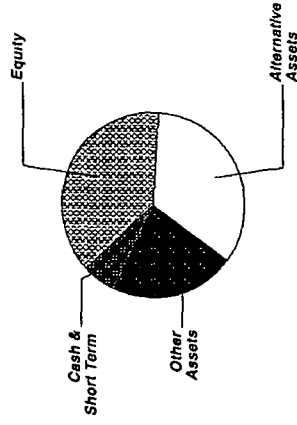
PRINCIPAL

Asset Allocation	Beginning Market Value	Ending Market Value	Change In Value	Estimated Annual Income	Current Allocation
Equity	19,452,460.35	20,521,163.04	1,068,702.69	274,762.12	38%
Alternative Assets	18,004,187.97	18,303,887.05	299,699.08		34%
Cash & Short Term	2,517,694.27	3,263,541.43	745,847.16	1,631.77	6%
Other Assets	12,551,039.69	11,659,498.37	(897,541.32)	16,403.08	22%
Market Value	\$52,525,382.28	\$53,742,089.89	\$1,216,707.61	\$292,796.97	100%

INCOME

Cash Position	Beginning Market Value	Ending Market Value	Change In Value
Cash Balance	93.42	186,661.34	186,567.92
Accruals	108.15	142.48	34.33
Market Value	\$201.57	\$186,803.82	\$186,602.25

Asset Allocation



Account Summary CONTINUED

Portfolio Activity	PRINCIPAL		INCOME	
	Current Period Value	Year-to-Date Value	Current Period Value	Year-to-Date Value
Beginning Market Value	52,525,382.28	43,624,539.52	93.42	45,525.80
Additions	20.00	4,273,805.55		475,259.34
Withdrawals & Fees	(145,574.48)	(1,035,316.14)		(555,078.67)
Securities Transferred In		69,321.71	--	--
Securities Transferred Out		(63,913.70)	--	--
Net Additions/Withdrawals	(\$145,554.48)	\$3,243,897.42	\$0.00	(\$79,819.33)
Income			186,567.92	220,954.87
Change in Investment Value	1,362,262.09	6,873,652.95		
Ending Market Value	\$53,742,089.89	\$53,742,089.89	\$186,661.34	\$186,661.34
Accruals	--	--	142.48	142.48
Market Value with Accruals	--	--	\$186,803.82	\$186,803.82

J.P.Morgan

THE KETTERING FUND ACCT. P91467004
For the Period 12/1/10 to 12/31/10

Account Summary CONTINUED

Tax Summary	Current Period Value	Year-to-Date Value
Domestic Dividends/Distributions	186,459.77	220,576.48
Interest Income	108.15	378.39
Taxable Income	\$186,567.92	\$220,954.87

	Current Period Value	Year-to-Date Value
ST Realized Gain/Loss		30,498.60
LT Realized Gain/Loss	141,601.52	1,329,202.42
Realized Gain/Loss	\$141,601.52	\$1,359,701.02

Unrealized Gain/Loss	To-Date Value	\$2,031,698.54
-----------------------------	----------------------	-----------------------

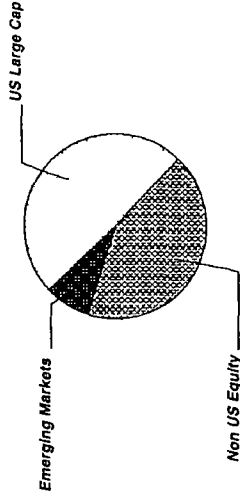
Cost Summary	Cost
Equity	11,900,000.02
Cash & Short Term	3,263,541.43
Other Assets	3,714,500.00
Total	\$18,878,041.45

Equity Summary

Asset Categories	Beginning Market Value	Ending Market Value	Change In Value	Current Allocation
US Large Cap	9,505,165.98	10,034,872.56	529,706.58	19%
Non US Equity	8,280,099.24	8,756,534.38	476,435.14	16%
Emerging Markets	1,667,195.13	1,729,756.10	62,560.97	3%
Total Value	\$19,452,460.35	\$20,521,163.04	\$1,068,702.69	38%

Market Value/Cost	Current Period Value
Market Value	20,521,163.04
Tax Cost	18,720,446.76
Unrealized Gain/Loss	1,320,213.06
Estimated Annual Income	274,762.12
Yield	1.34%

Asset Categories



Equity Detail

	Quantity	Price	Market Value	Tax Cost Adjusted Original	Unrealized Gain/Loss	Estimated Annual Income Accrued Dividends	Yield
US Large Cap							
DODGE & COX STOCK FUND 256219-10-6 DODG X	41,114.664	107.76	4,430,516.19	4,500,000.02	(69,483.83)	50,571.03	1.14%
LAUDUS TR MOND EMMKT SEL 51855Q-63-0 LEMS X	165,036.675	9.64	1,590,953.55	1,350,000.00	240,953.55	30,696.82	1.93%
PRIMECAP ODYSSEY GROWTH FUND 74160Q-10-3 POGR X	260,610.573	15.40	4,013,402.82	3,500,000.00	513,402.82	3,648.54	0.09%
Total US Large Cap	466,761.912		\$10,034,872.56	\$9,350,000.02	\$684,872.54	\$84,916.39	0.85%
Non US Equity							
CREDIT SUISSE COMMODITY RETURN STRATEGY FUND 22544R-30-5 CRSO X	155,844.156	9.34	1,455,584.42	1,200,000.00	255,584.42	103,948.05	7.14%
THORNBERG INTL VALUE FD 885215-56-6 TGV1 X	254,921.437	28.64	7,300,949.96	6,820,446.74	N/A	72,397.68	0.99%
Total Non US Equity	410,765.593		\$8,756,534.38	8,020,446.74	\$255,584.42	\$176,345.73	2.01%

THE KETTERING FUND ACCT. P91467004
For the Period 12/1/10 to 12/31/10

	Quantity	Price	Market Value	Tax Cost Adjusted Original	Unrealized Gain/Loss	Estimated Annual Income Accrued Dividends	Yield
Emerging Markets							
BLAIR WILLIAM MUT FDS INC	109,756.098	15.76	1,729,756.10	1,350,000.00	379,756.10	13,500.00	0.78%
EMERG MKT GR N							
093001-21-2 WBEN X							

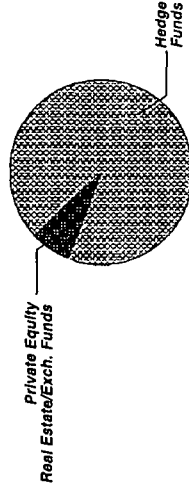
J.P.Morgan

THE KETTERING FUND ACCT. P91467004
For the Period 12/1/10 to 12/31/10

Alternative Assets Summary

Asset Categories	Beginning Estimated Value	Ending Estimated Value	Change In Value	Current Allocation
Hedge Funds	17,044,755.97	17,072,443.80	27,687.83	32%
Private Equity/Real Estate/Exch Funds	959,432.00	1,231,443.25	272,011.25	2%
Total Value	\$18,004,187.97	\$18,303,887.05	\$299,699.08	34%

Asset Categories



Alternative Assets Detail

	Quantity	Price	Estimated Value	Cost
Hedge Funds				
AVENUE INTERNATIONAL, LTD - NON-SELF DEALING - NEW ISSUES INELIGIBLE - LEAD SERIES N/O Client 053592-92-9	102.352	12,737.51 11/30/10	1,303,709.49	1,000,000.00
BLACKSTONE PARTNERS OFFSHORE FUND LTD CLASS H2 06-08 (NON-SELF DEALING FIDUCIARY INVESTORS - NEW ISSUE INELIGIBLE) N/O Client 092191-92-3	5,500.000	1,045.07 11/30/10	5,747,895.70	5,500,000.00
BLACKSTONE REAL ESTATE CMBS OFFSHORE FUND LTD (NON-SELF-DEALING FIDUCIARY INVESTORS) 05-09 N/O Client 09290B-94-9	1,000.000	1,372.50 11/30/10	1,372,502.50	1,000,000.00
BW PRIVATE INVESTORS OFFSHORE, LTD. - (NON-SELF DEALING FIDUCIARY INVESTORS) - LEAD 2008 N/O Client 161791-96-7	15,000.000	106.47 11/30/10	1,596,983.60	1,500,000.00

	Quantity	Price	Estimated Value	Cost
Hedge Funds				
CENTAURUS GLOBAL CATALYST FUND, LTD. CLASS A - NEW ISSUES INELIGIBLE NON-SELF DEALING FIDUCIARY INVESTORS 11-10 N/O Client HFCENA-AT-5	1,000,000	1,000.20 11/30/10	1,000,196.80	1,000,000.00
CHILTON GLOBAL NATURAL RESOURCES PARTNERS LTD CLASS D 08-08 (NON-SELF DEALING FIDUCIARY INVESTORS - NEW ISSUE INELIGIBLE) N/O Client 168291-93-8	100,000	9,161.17 11/30/10	916,117.00	1,000,000.00
CHILTON INTERNATIONAL (BVI) LTD - CLASS D (NON-SELF DEALING FIDUCIARY INVESTORS - NEW ISSUE INELIGIBLE) N/O Client 162903-91-8	97,543	8,814.37 11/30/10	859,780.09	1,000,000.00
COATUE OFFSHORE FUND, LTD. CLASS D 06-08 (NON-SELF-DEALING FIDUCIARY INVESTORS - NEW ISSUE INELIGIBLE) N/O Client 190791-93-9	10,000,000	106.33 11/30/10	1,063,268.34	1,000,000.00
GALLEON OFFSHORE DIVERSIFIED FUND LTD - 10% HOLDBACK N/O Client 36380D-91-5	3,142,850			0

	Quantity	Price	Estimated Value	Cost
Hedge Funds				
GOLDENTREE OFFSHORE LTD. (NON-SELF DEALING FIDUCIARY INVESTORS - NEW ISSUE INELIGIBLE) SP 1-4 SIDE POCKET N/O Client D98991-92-6	1 345	2,024.83 10/29/10	2,723.40	0
GOLDENTREE OFFSHORE LTD. (NON-SELF DEALING FIDUCIARY INVESTORS - NEW ISSUE INELIGIBLE) SP 1-5 SIDE POCKET N/O Client G82982-92-0	20,534	1,272.64 10/29/10	26,132.39	0
GOLDENTREE OFFSHORE LTD. (NON-SELF DEALING FIDUCIARY INVESTORS - NEW ISSUE INELIGIBLE) SP 4-1 SIDE POCKET N/O Client G82982-94-6	43,210	996.21 10/29/10	43,046.43	0
GOLDENTREE OFFSHORE LTD (NON-SELF-DEALING FIDUCIARY INVESTORS-NEW ISSUES INELIGIBLE) CLASS SP 1-1 SIDE POCKET N/O Client 382891-96-8	110,074	1,300.49 10/29/10	143,150.66	0
GOLDENTREE OFFSHORE LTD (NON-SELF DEALING FIDUCIARY INVESTORS) CLASS G-R SERIES 52 N/O Client 387994-92-4	751,523	2,220.31 11/30/10	1,668,614.51	0
				<i>Total GoldenTree</i>
			1,499,998.61	

	Quantity	Price	Estimated Value	Cost
Hedge Funds				
GOLDENTREE OFFSHORE LTD.				
(NON-SELF DEALING FIDUCIARY INVESTORS - NEW ISSUE INELIGIBLE)	6.824	1,292.47 10/29/10	8,819.81	0
SP 1-3 SIDE POCKET N/O Client 387997-91-9				
GOLDENTREE OFFSHORE LTD.				
(NON-SELF DEALING FIDUCIARY INVESTORS - NEW ISSUE INELIGIBLE)	2.143	1,534.30 10/29/10	3,288.00	0
SP 2-1 SIDE POCKET N/O Client 387997-92-7				
GOLDENTREE OFFSHORE LTD.				
(NON-SELF DEALING FIDUCIARY INVESTORS - NEW ISSUE INELIGIBLE)	60.113	822.91 10/29/10	49,467.36	0
SP 3-1 SIDE POCKET N/O Client 387997-96-8				
YORK CREDIT OPPORTUNITIES UNIT				
TRUST (NON - SELF DEALING FIDUCIARY INVESTORS) CLASS A - LEAD SERIES (MAY 31ST LIQUIDITY)	23,799.675	53.23 11/30/10	1,266,747.72	1,000,000.00
N/O Client D84599-94-9				
Total Hedge Funds	60,738.186		\$17,072,443.80	

J.P.Morgan

THE KETTERING FUND ACCT P91467004
For the Period 12/1/10 to 12/31/10

	Original Commitment Amount	Net Capital Called Since Inception	Net Distributions Since Inception	Estimated Value
Private Equity/Real Estate/Exch. Funds				
CLAYTON, DUBILIER & RICE (CD&R) FUND 8, LLC (OFFSHORE INVESTORS) (NON-SELF-DEALING FIDUCIARY INVESTORS) N/O Client 325691-94-7	1,250,000.00	581,372.61	<i>Cost</i> 587,683.12	630,486.25
STARWOOD SOF VIII PRIVATE INVESTORS TE LLC (NON SELF DEALING FIDUCIARY INVESTORS) N/O Client 855711-97-4				
	1,000,000.00	583,000.00	<i>Cost</i> 585,430	600,957.00
Total Private Equity/Real Estate/Exch. Funds	\$2,250,000.00	\$1,164,372.61	16,673,111.73	\$1,231,443.25

Amounts shown above under "Estimated Value" for private equity funds are estimates based on the latest fund values received from each underlying fund, which value may be as of a date (underlying fund value date) prior to the period covered by this statement. The values provided by the underlying fund have been adjusted for any cash flows between your account and such fund that have occurred subsequent to the underlying fund value date to derive the "Estimated Value". Therefore, such "Estimated Value" may not reflect the value of your interest shown on any fund's actual books and records as of the date of this statement. For additional information, please contact your J.P. Morgan representative.

For private equity funds, Estimated Values are based on estimates provided by the underlying funds that are generally presented on a US GAAP basis, which records investments at fair value, or "marked-to-market". Most of these underlying funds also present their audited financial statements on a US GAAP basis (i.e., "marked-to-market"). However, some of these underlying funds present their audited financial statements using the Income Tax Basis of Accounting, which records investments "at cost" based on the accrual basis of accounting for Federal income taxes. Where the underlying fund provides periodic estimates on a "marked-to-market" basis but reflects investments "at cost" in its audited financial statements, the marked-to-market Estimated Value shown herein for a private equity fund may be materially different from the value reflected on such fund's audited financial statements (which are also based on the audited financial statements of the underlying fund).

J.P.Morgan

THE KETTERING FUND ACCT. P91467004
For the Period 12/1/10 to 12/31/10

Cash & Short Term Summary*

Asset Categories	Beginning Market Value	Ending Market Value	Change In Value	Current Allocation
Cash	2,517,694.27	3,263,541.43	745,847.16	6%

Asset Categories



*Includes Principal balances only

Market Value/Cost	Current Period Value
Market Value	3,263,541.43
Tax Cost	3,263,541.43
Estimated Annual Income	1,631.77
Accrued Interest	142.48
Yield	0.05%

J.P.Morgan

THE KETTERING FUND ACCT. P91467004
For the Period 12/1/10 to 12/31/10

Note: ¹ This is the Annual Percentage Yield (APY) which is the rate earned if balances remain on deposit for a full year with compounding, there is no change in the interest rate and all interest is left in the account.

Cash & Short Term Detail

	Quantity	Price	Market Value	Tax Cost Adjusted Original	Unrealized Gain/Loss	Estimated Annual Income	Yield
Cash							
US DOLLAR PRINCIPAL	3,263,541.43	1.00	3,263,541.43	3,263,541.43		1,631.77	0.05% ¹
						142.48	

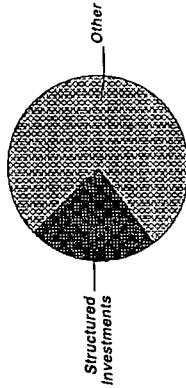
J.P.Morgan

THE KETTERING FUND ACCT P91467004
For the Period 12/1/10 to 12/31/10

Other Assets Summary

Asset Categories	Beginning Estimated Value	Ending Estimated Value	Change In Value	Current Allocation
Structured Investments	3,795,700.00	2,733,025.00	(1,062,675.00)	5%
Other	8,755,339.69	8,920,473.37	165,133.68	17%
Total Value	\$12,551,039.69	\$11,653,498.37	(\$897,541.32)	22%

Asset Categories



Market Value/Cost	Current Period Value
Estimated Value	11,653,498.37
Tax Cost	9,902,306.00
Estimated Gain/Loss	711,485.48
Estimated Annual Income	16,403.08
Yield	0.14%

Other Assets Detail

	Quantity	Price	Estimated Value	Cost Adjusted Original	Estimated Gain/Loss	Accruals
Structured Investments						
BARC COMMODITY CPN 5/9/11 CAPPED MARKET PLUS NOTES LKND S&P GSCI EXCESS RETURN INDEX INT LEVEL 444.2485, DD 04/16/10 06740L-NK-7	1,000,000.000	106.85	1,068,500.00	990,000.00	78,500.00	
BARC WTI QRN 12/21/11 LNKED TO S&P GSCI CRUDE OIL INDEX 102.5% STRIKE, 20 10% CPN, 10% BUFFER 11/30/2010 06740P-R3-2	550,000.000	101.15	556,325.00	544,500.00	11,825.00	
DEUTSCHE BK ARN SPX 10/13/11 (90/100/100-10%-10%BUFFER-11.1%PYMT) INITIAL LEVEL-SPX-9/26/08: 1213.27 2515A0-SS-3	1,000,000.000	110.82	1,108,200.00	980,000.00	128,200.00	
Total Structured Investments	2,550,000.000		\$2,733,025.00	\$2,514,500.00	\$218,525.00	
Other						
LAFAYETTE STREET FUND OFFSHORE MARKET VALUE AS OF 11/30/10 Assets Held Elsewhere 999982-91-1	1.000	5,538,851.89 11/30/10	5,538,851.89	4,500,000.00	N/A	

J.P.Morgan

THE KETTERING FUND ACCT. P91467004
For the Period 12/1/10 to 12/31/10

	Quantity	Price	Estimated Value	Cost Adjusted Original	Estimated Gain/Loss	Accruals
Other						
MIAMI VALLEY VENTURE FUND LP	1 808	0 00	0 00	0	N/A	
LIQUIDATING TRUST		3/31/10				
Assets Held Elsewhere						
999221-98-9						
PORTFOLIO ADVISORS SECONDARY FUND	1 000	460,430 00	460,430.00	424,221	N/A	
MARKET VALUE AS OF 12/22/10		12/22/10				
Assets Held Elsewhere						
999990-97-1						
PRUDENTIAL JENINSON NATURAL	28,929.605	58 52	1,692,960.48	1,200,000 00	492,960 48	
RESOURCES FUND INC - Z						
74441K-50-3 PNRZ X						
THE REALTY ASSOCIATES FUND IX;	1 000	1,228,231 00	1,228,231 00	1,263,585	N/A	
\$2,300,000 INVESTMENT AS OF		9/30/10				
8/27/2008						
Assets Held Elsewhere						
999979-95-1						
Total Other	28,934.413		\$8,920,473.37	7,387,806		\$492,960.48

J.P.Morgan

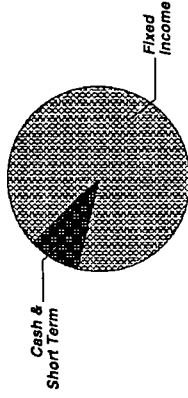
THE KETTERING FUND-FIXED INC ACCT. P91467301
For the Period 12/1/10 to 12/31/10

Account Summary

PRINCIPAL

Asset Allocation	Beginning Market Value	Ending Market Value	Change In Value	Estimated Annual Income	Current Allocation
Cash & Short Term	1,009,958.78	1,390,280.41	380,321.63	59,566.60	9%
Fixed Income	13,920,405.48	13,403,689.03	(516,716.45)	399,190.28	91%
Market Value	\$14,930,364.26	\$14,793,969.44	(\$136,394.82)	\$458,756.88	100%

Asset Allocation



INCOME

Cash Position	Beginning Market Value	Ending Market Value	Change In Value
Cash Balance	237,942.25	283,151.96	45,209.71
Accruals	109,675.14	104,528.33	(5,146.81)
Market Value	\$347,617.39	\$387,680.29	\$40,062.90

Account Summary CONTINUED

	PRINCIPAL		INCOME	
Portfolio Activity	Current Period Value	Year-to-Date Value	Current Period Value	Year-to-Date Value
Beginning Market Value	14,930,364.26	18,341,692.18	237,942.25	479,316.08
Additions		14.00		
Withdrawals & Fees		(3,500,000.00)		(493,919.41)
Securities Transferred In	22,457.40	22,457.40	--	--
Securities Transferred Out	(22,457.40)	(22,457.40)	--	--
Net Additions/Withdrawals	\$0.00	(\$3,499,986.00)	\$0.00	(\$493,919.41)
Income	1,954.65	3,558.52	45,209.71	297,849.79
Change in Investment Value	(138,349.47)	(51,295.26)		(94.50)
Ending Market Value	\$14,793,969.44	\$14,793,969.44	\$283,151.96	\$283,151.96
Accruals	--	--	104,528.33	104,528.33
Market Value with Accruals	--	--	\$387,680.29	\$387,680.29

J.P.Morgan

THE KETTERING FUND-FIXED INC ACCT. P91467301
For the Period 12/1/10 to 12/31/10

Account Summary CONTINUED

Tax Summary	Current Period Value	Year-to-Date Value
Domestic Dividends/Distributions		46.97
Interest Income	45,543.72	306,186.81
Ordinary Income	934.65	2,586.08
Accrued Interest Current Year	(334.01)	(8,431.55)
Taxable Income	\$46,144.36	\$300,388.31
Cash Receipts	1,020.00	1,020.00
Other Income & Receipts	\$1,020.00	\$1,020.00

Cost Summary	Cost
Cash & Short Term	1,181,584.23
Fixed Income	11,449,701.36
Total	\$12,631,285.59

	Current Period Value	Year-to-Date Value
ST Realized Gain/Loss	(11,321.13)	92,225.64
LT Realized Gain/Loss	55,625.95	616,708.44
Realized Gain/Loss	\$44,304.82	\$708,934.08
Unrealized Gain/Loss		To-Date Value \$118,245.76


Cash & Short Term Summary*

Asset Categories	Beginning Market Value	Ending Market Value	Change In Value	Current Allocation
Cash	(198,768.12)	57.21	198,825.33	1%
Short Term	1,208,726.90	1,390,223.20	181,496.30	8%
Total Value	\$1,009,958.78	\$1,390,280.41	\$380,321.63	9%

*Includes Principal balances only

Market Value/Cost	Current Period Value
Market Value	1,390,280.41
Tax Cost	1,404,142.23
Unrealized Gain/Loss	(20,862.57)
Estimated Annual Income	59,566.60
Accrued Interest	19,500.55
Yield	1.01%

Asset Categories



SUMMARY BY MATURITY

Short Term	Market Value
Less than 3 months	797,684.85
3-6 months	152,430.00
6-12 months	440,108.35
Total Value	\$1,390,223.20

SUMMARY BY TYPE

Short Term	Market Value	% of Bond Portfolio
Corporate Bonds	791,869.25	57%
International Bonds	348,353.95	25%
Mutual Funds	250,000.00	18%
Total Value	\$1,390,223.20	100%

J.P.Morgan

THE KETTERING FUND-FIXED INC ACCT. P91467301
For the Period 12/1/10 to 12/31/10

Note: ¹ This is the Annual Percentage Yield (APY) which is the rate earned if balances remain on deposit for a full year with compounding, there is no change in the interest rate and all interest is left in the account.

Cash & Short Term Detail

	Quantity	Price	Market Value	Tax Cost Adjusted Original	Unrealized Gain/Loss	Estimated Annual Income	Yield
Cash							
COST OF PENDING PURCHASES	(221,143.71)	1 00	(221,143 71)	(221,143 71)		31 00	0 05% ¹
US DOLLAR PRINCIPAL	221,200.92	1 00	221,200.92	221,200 92		110.60 18.96	0 05% ¹
Total Cash			\$57.21	\$57.21	\$0.00	\$141.60 \$18.96	0.00%
Short Term							
JPMORGAN PRIME MM FD INSTL CL 829	250,000 00	1 00	250,000 00	250,000 00		250 00 2.80	0 10%
7-Day Annualized Yield: .10%							
4812A2-60-3							
GOLDMAN SACHS GROUP INC	100,000.00	100 16	100,162 00	<i>99,145</i>	N/A	6,875 00 3,170.10	2 62%
NOTES 6 7/8% JAN 15 2011							
DTD 1/16/2001							
38141G-AZ-7 A /A1							
DAIMLER CHRYSLER N A HOLDING CORP	65,000.00	100 23	65,148.85	69,225 00	(4,076.15)	5,037 50 2,280 85	2 80%
7 3/4% JAN 18 2011							
DTD 1/18/2001							
233835-AP-2 BBB /A3							

THE KETTERING FUND-FIXED INC ACCT. P91467301
For the Period 12/1/10 to 12/31/10

	Quantity	Price	Market Value	Tax Cost		Unrealized Gain/Loss	Estimated Annual Income		Yield
				Adjusted	Original		Accrued Interest	Annual Income	
Short Term									
LANDWIRTSCH RENTENBANK 4 7/8% FEB 14 2011 DTD 02/14/2006 515110-AR-5 AAA /AAA	185,000.00	100.49	185,908.35	193,288.00		(7,379.65)	9,018.75 3,432.12	0.84%	
CISCO SYSTEMS INC NOTES 5 1/4% FEB 22 2011 DTD 2/22/2006 17275R-AB-8 A+ /A1	95,000.00	100.63	95,595.65	95,088.35		507.30	4,987.50 1,787.14	0.80%	
NORDIC INVESTMENT BANK 4 7/8% MAR 15 2011 DTD 02/23/2006 65562Q-AE-5 AAA /AAA	100,000.00	100.87	100,870.00	105,933.82		(5,063.82)	4,875.00 1,435.40	0.68%	
MORGAN STANLEY DEAN WITTER 6 3/4% APR 15 2011 DTD 4/23/2001 617446-GM-5 A /A2	50,000.00	101.67	50,834.00	50,055.50		N/A	3,375.00 712.50	0.95%	
PRINCIPAL LIFE INC FDG MEDIUM TERM NOTE 5.15% JUN 17 2011 DTD 06/18/2008 74254P-ZC-9 A /AA3	100,000.00	101.60	101,596.00	99,934.00		1,662.00	5,150.00 185.90	1.66%	
FLORIDA POWER CORP 6.65% JUL 15 2011 DTD 07/18/2001 341099-BZ-1 A /A2	70,000.00	103.14	72,195.20	73,087.70		(892.50)	4,655.00 2,146.41	0.81%	

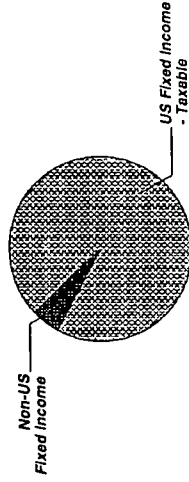
THE KETTERING FUND-FIXED INC ACCT. P91467301
For the Period 12/1/10 to 12/31/10

	Quantity	Price	Market Value	Tax Cost Adjusted Original	Unrealized Gain/Loss	Estimated Annual Income Accrued Interest	Yield
Short Term							
TELECOM ITALIA CAPITAL 6.20% JUL 18 2011 DTD 7/18/2006 87927V-AS-7 BBB /BAA	60,000.00	102.63	61,575.60	61,246.80	328.80	3,720.00 1,684.32	1.39%
XEROX CORPORATION SR NOTES 6 7/8% AUG 15 2011 DTD 8/10/2004 984121-BN-2 BBB /BAA	60,000.00	103.43	62,059.20	64,315.80	(2,256.60)	4,125.00 1,558.32	1.32%
CREDIT SUISSE FB USA INC NOTES 6 1/8% NOV 15 2011 DTD 11/6/2001 22541L-AB-9 A+ /AA1	75,000.00	104.78	78,582.75	73,357.50	N/A	4,593.75 586.95	0.62%
FNMA NOTES 1 5/8% OCT 26 2015 DTD 09/27/2010 31398A-4M-1 AAA /AAA	170,000.00	97.47	165,695.60	169,407.55	(3,711.95)	2,762.50 498.78	2.18%
Total Short Term	1,380,000.00		\$1,390,223.20	1,404,085.02	(\$20,882.57)	\$59,425.00 \$19,481.59	1.17%

Fixed Income Summary

Asset Categories	Beginning Market Value	Ending Market Value	Change In Value	Current Allocation
US Fixed Income - Taxable	13,113,521.62	12,668,135.67	(445,385.95)	86%
Non-US Fixed Income	806,883.86	735,553.36	(71,330.50)	5%
Total Value	\$13,920,405.48	\$13,403,689.03	(\$516,716.45)	91%

Asset Categories



Market Value/Cost	Current Period Value
Market Value	13,403,689.03
Tax Cost	13,137,074.76
Unrealized Gain/Loss	139,128.33
Estimated Annual Income	399,190.28
Accrued Interest	85,027.78
Yield	1.41%

SUMMARY BY MATURITY

Fixed Income	Market Value	% of Bond Portfolio
Less than 5 years ¹	11,316,178.07	84%
5-10 years ¹	1,432,564.74	11%
10+ years ¹	654,946.22	5%
Total Value	\$13,403,689.03	100%

¹ The years indicate the number of years until the bond is scheduled to mature based on the statement end date. Some bonds may be called, or paid in full, before their stated maturity.

SUMMARY BY TYPE

Fixed Income	Market Value	% of Bond Portfolio
Corporate Bonds	4,624,102.60	34%
Government and Agency Bonds	6,059,003.05	46%
International Bonds	735,553.36	5%
Mortgage and Asset Backed Bonds	1,985,030.02	15%
Total Value	\$13,403,689.03	100%

J.P.Morgan

THE KETTERING FUND-FIXED INC ACCT. P91467301
For the Period 12/1/10 to 12/31/10

Note. P indicates position adjusted for Pending Trade Activity

Fixed Income Detail

	Quantity	Price	Market Value	Tax Cost Adjusted Original	Unrealized Gain/Loss	Estimated Annual Income	Yield
US Fixed Income - Taxable							
MUNICIPAL ELECTRIC AUTHORITY GEORGIA TAXABLE PROJ 1 5% A JAN 01 2012 DTD 05/05/2009 FED TAXABLE HELD BY DTC BOOK ENTRY ONLY 626207-XB-5 A /A2	75,000,000	103.33	77,499.00	74,976.00	2,523.00	3,750.00 1,885.35	1.63%
CAPITAL ONE FINANCIAL NOTES 4.80% FEB 21 2012 DTD 2/18/2005 14040H-AK-1 BBB /BAA	50,000,000	103.50	51,749.00	46,500.00	5,249.00	2,400.00 866.65	1.68%
MORGAN STANLEY 2 1/4% MAR 13 2012 DTD 3/13/2009 61757U-AP-5 AAA /AAA	100,000,000	101.98	101,980.00	99,859.00	2,121.00	2,250.00 675.00	0.59%
GOLDMAN SACHS GROUP INC 2.15% MAR 15 2012 DTD 3/19/2009 38146F-AK-7 AAA /AAA	95,000,000	101.95	96,849.65	94,947.75	1,901.90	2,042.50 601.35	0.53%
PFIZER INC 4.45% MAR 15 2012 DTD 03/24/2009 717081-CZ-4 AA /A1	60,000,000	104.35	62,607.60	63,333.60	(726.00)	2,670.00 786.12	0.82%

THE KETTERING FUND-FIXED INC ACCT. P91467301
For the Period 12/1/10 to 12/31/10

	Quantity	Price	Market Value	Tax Cost Adjusted Original	Unrealized Gain/Loss	Estimated Annual Income	Yield
US Fixed Income - Taxable							
CITIGROUP INC 2 1/8% APR 30 2012 DTD 01/30/2009 17313U-AE-9 AAA/AAA	280,000,000	102.03	285,681.20	278,987.60	6,693.60	5,950.00 1,008.00	0.59%
STATE STREET CAPITAL TRU 2.15% APR 30 2012 DTD 03/06/2009 85748K-AA-1 AAA/AAA	140,000,000	102.09	142,924.60	139,798.40	3,126.20	3,010.00 510.02	0.57%
AT & T WIRELESS SERVICES INC NOTES 8 1/8% MAY 1 2012 DTD 4/16/2002 00209A-AG-1 A-/A2	75,000,000	109.24	81,928.50	85,069.50	(3,141.00)	6,093.75 1,015.57	1.12%
CITIGROUP INC 1 7/8% MAY 07 2012 DTD 05/07/2009 17290C-AB-2 AAA/AAA	135,000,000	101.71	137,303.10	134,647.65	2,655.45	2,531.25 379.62	0.60%
KRAFT FOODS INC NOTES 6 1/4% JUN 1 2012 DTD 5/20/2002 50075N-AH-7 BBB/BAA	21,000,000	106.97	22,464.33	59,402.20	(36,937.87)	1,312.50 109.36	1.27%
KRAFT FOODS INC 6 1/4% JUN 01 2012 DTD 05/20/2002 TENDERED SHARES - EXP 12/27/2010 50099A-DD-3 BBB/BAA	34,000,000	106.97	36,370.82	36,721.36	(350.54)	2,125.00 177.07	1.27%

THE KETTERING FUND-FIXED INC ACCT. P91467301
For the Period 12/1/10 to 12/31/10

	Quantity	Price	Market Value	Tax Cost Adjusted Original	Unrealized Gain/Loss	Estimated Annual Income Accrued Interest	Yield
US Fixed Income - Taxable							
BANK OF AMERICA CORP MEDIUM TERM NOTE 3 1/8% JUN 15 2012 DTD 12/04/2008 06050B-AA-9 AAA /AAA	290,000,000	103.57	300,358.80	299,260.48	1,098.32	9,062.50 402.52	0.66%
GOLDMAN SACHS GROUP INC 3 1/4% JUN 15 2012 DTD 12/01/2008 38146F-AA-9 AAA /AAA	300,000,000	103.81	311,427.00	302,250.50	9,176.50	9,750.00 433.20	0.62%
MORGAN STANLEY 1.95% JUN 20 2012 DTD 01/20/2009 61757U-AH-3 AAA /AAA	100,000,000	102.07	102,068.00	99,958.00	2,110.00	1,950.00 59.50	0.54%
ALLTEL CORP SR NOTES 7% JUL 1 2012 DTD 6/19/2002 020039-DB-6 A- /WR	100,000,000	108.51	108,505.00	106,839.00	1,666.00	7,000.00 3,519.40	1.26%
TIME WARNER CABLE INC 5.4% JUL 02 2012 DTD 07/02/2007 88732J-AG-3 BBB /BAA	35,000,000	106.16	37,157.05	32,434.15	4,722.90	1,890.00 939.75	1.25%
PLAINS ALL AMER PIPELINE 4 1/4% SEP 01 2012 DTD 07/23/2009 72650R-AV-4 BBB /BAA	55,000,000	104.28	57,354.00	57,595.51	(241.51)	2,337.50 779.13	1.64%

THE KETTERING FUND-FIXED INC ACCT. P91467301
For the Period 12/1/10 to 12/31/10

	Quantity	Price	Market Value	Tax Cost Adjusted Original	Unrealized Gain/Loss	Estimated Annual Income Accrued Interest	Yield
US Fixed Income - Taxable							
KINDER MORGAN ENER PART							
5.85% SEP 15 2012	55,000,000	107.23	58,973,75	58,779.60	194.15	3,217.50 947.37	1.54%
DTD 08/28/2007							
494550-AX-4 BBB /BAA							
CONOCOPHILLIPS							
4 3/4% OCT 15 2012	100,000,000	107.09	107,089.00	102,397	N/A	4,750.00 1,002.70	0.75%
DTD 10/9/2002							
20825C-AE-4 A /A1							
U S A NOTES							
0 3/8% OCT 31 2012 DTD 11/01/2010	230,000,000	99.70	229,298.50	229,524.60	(226.10)	862.50 147.66	0.54%
912828-PD-6 AAA /AAA							
HOUSEHOLD FINANCE CORP							
NOTES 6 3/8% NOV 27 2012	60,000,000	108.42	65,050.20	64,158.00	892.20	3,825.00 361.20	1.86%
DTD 11/27/2002							
441812-KA-1 A /A3							
CATERPILLAR FIN SERV CRP							
MEDIUM TERM NOTES 4 85% DEC 07 2012	100,000,000	107.28	107,275.00	96,672.00	10,603.00	4,850.00 323.30	1.04%
DTD 12/07/2007							
14912L-3N-9 A /A2							
CITIBANK NA							
1 3/4% DEC 28 2012	180,000,000	102.02	183,641.40	179,440.20	4,201.20	3,150.00 26.10	0.73%
DTD 10/27/2009							
17314J-AT-0 AAA /AAA							
U S A NOTES							
5/8% DEC 31 2012	360,000,000	100.06	360,198.00	359,129.33	1,068.67	2,250.00 6.12	0.60%
DTD 12/31/2010							
912828-PW-4 NA /AAA							

	Quantity	Price	Market Value	Tax Cost Adjusted Original	Unrealized Gain/Loss	Estimated Annual Income Accrued Interest	Yield
US Fixed Income - Taxable							
UNITED PARCEL SERVICE							
SR NOTES 4 1/2% JAN 15 2013	100,000,000	106.97	106,972.00	103,823.00	3,149.00	4,500.00 2,075.00	1.04%
DTD 01/15/2008							
911312-AG-1 AA- /AA3							
ENTERPRISE PRODUCTS OPER							
6 3/8% FEB 01 2013	50,000,000	109.02	54,511.50	.54,226.00	285.50	3,187.50 1,328.10	1.93%
DTD 01/22/2003							
293791-AD-1 BBB /BAA							
GENERAL ELECTRIC COMPANY							
NOTES 5% FEB 1 2013	50,000,000	106.90	53,448.50	50,220.00	N/A	2,500.00 1,041.65	1.62%
DTD 1/28/2003							
369604-AY-9 AA+ /AA2							
INDIANA BOND BANK REVENUE							
COMMON SCH FD ADV PUR 3.95%	160,000,000	104.33	166,931.20	160,000.00	6,931.20	6,320.00 2,633.28	1.82%
FEB 01 2013 DTD 04/01/2009							
FED TAXABLE HELD BY DTC BOOK ENTRY							
454624-YM-3 AA+ /NA							
MORGAN STANLEY							
NOTES 5.30% MAR 1 2013	50,000,000	106.56	53,281.00	50,113.00	N/A	2,650.00 883.30	2.18%
DTD 2/26/2003							
617446-HR-3 A /A2							
CITIGROUP INC							
5 1/2% APR 11 2013	40,000,000	106.48	42,593.20	39,094.80	3,498.40	2,200.00 488.88	2.55%
DTD 04/11/2008							
172967-EQ-0 A /A3							

THE KETTERING FUND-FIXED INC ACCT. P91467301
For the Period 12/1/10 to 12/31/10

	Quantity	Price	Market Value	Tax Cost Adjusted Original	Unrealized Gain/Loss	Estimated Annual Income	Yield
US Fixed Income - Taxable							
ALLSTATE LF GLB FN TRST MEDIUM TERM NOTES 5 3/8% APR 30 2013 DTD 04/30/2008 02003M-BQ-6 A+ /A1	75,000,000	108.90	81,672.00	79,861.50	1,810.50	4,031.25 683.02	1.48%
PHILIP MORRIS INTL INC NOTES 4 7/8% MAY 16 2013 DTD 05/16/2008 718172-AB-5 A /A2	90,000,000	108.26	97,429.50	95,765.40	1,664.10	4,387.50 548.37	1.33%
TIME WARNER CABLE INC 6 2% JUL 01 2013 DTD 06/19/2008 88732J-AK-4 BBB /BAA	45,000,000	111.06	49,978.35	44,904.60	5,073.75	2,790.00 1,402.74	1.66%
U S A TREASURY NOTES 0.3/4% AUG 15 2013 DTD 08/15/2010 912828-NUJ-0 AAA /AAA	670,000,000	99.80	668,639.90	669,172.69	(532.79)	5,025.00 1,897.44	0.83%
NOTRE DAME UNIVERSITY DU LAC INDIANA 4.141% SEP 01 2013 DTD 01/29/2009 914744-AA-5 NA /AAA	170,000,000	107.14	182,144.80	170,000.00	12,144.80	7,039.70 2,346.51	1.40%
GNMA 6 50% SEP 15 2013 DTD 09/01/1998 POOL NO 780852 36225A-5M-8	6,673,860	106.38	7,099.52	6,711.40	388.12	433.80 36.14	1.11%

THE KETTERING FUND-FIXED INC ACCT. P91467301
For the Period 12/1/10 to 12/31/10

	Quantity	Price	Market Value	Tax Cost Adjusted Original	Unrealized Gain/Loss	Estimated Annual Income Accrued Interest	Yield
US Fixed Income - Taxable							
GREATER ORLANDO AVIATION AUTHORITY							
FLORIDA REV SPL PURP FACS 3.66%	85,000,000	100.31	85,260.95	85,000.00	260.95	3,111.00 777.75	3.54%
OCT 01 2013 DTD 10/07/2009							
FED TAXABLE							
HELD BY DTC BOOK ENTRY ONLY							
392273-AH-1 NR/A2							
U S A NOTES							
0 1/2% OCT 15 2013	410,000,000	98.88	405,420.30	407,150.59	(1,730.29)	2,050.00 439.11	0.91%
DTD 10/15/2010							
912828-PB-0 AAA /AAA							
ALTRIA GROUP INC							
8 1/2% NOV 10 2013	50,000,000	118.36	59,182.00	57,987.50	1,194.50	4,250.00 602.05	1.87%
DTD 11/10/2008							
02209S-AC-7 BBB /BAA							
METLIFE INC							
NOTES 5% NOV 24 2013	55,000,000	108.36	59,595.80	57,439.80	2,156.00	2,750.00 282.59	2.02%
DTD 11/24/2003							
59156R-AG-3 A-/A3							
U S A NOTES							
0 3/4% DEC 15 2013	470,000,000	99.29	466,658.30	466,842.19	(183.89)	3,525.00 164.50	0.99%
DTD 12/15/2010							
912828-PL-8 AAA /AAA							
HCP INC							
5 65% DEC 15 2013	45,000,000	107.42	48,337.20	45,006.30	3,330.90	2,542.50 112.99	3.01%
DTD 12/04/2006							
421915-EH-8 BBB /BAA							

THE KETTERING FUND-FIXED INC ACCT. P91467301
For the Period 12/1/10 to 12/31/10

	Quantity	Price	Market Value	Tax Cost Adjusted Original	Unrealized Gain/Loss	Estimated Annual Income Accrued Interest	Yield
US Fixed Income - Taxable							
FNMA							
0 3/4% DEC 18 2013	125,000,000	98 88	123,603 75	125,004 34	(1,400.59)	937.50 33 75	1 13 %
DTD 11/01/2010							
31398A-5W-8 AAA /AAA							
NEBRASKA PUBLIC POWER DISTRICT							
REV GEN SER 4 85% B JAN 01 2014	120,000 000	106 76	128,108 40	120,000 00	8,108 40	5,820 00 2,926 08	2.50 %
DTD 06/24/2009 FED TAXABLE							
HELD BY DTC BOOK ENTRY ONLY							
63968A-QF-5 A /A1							
FANNIE MAE							
4 50% SER- 2003-128 CL KE	38,974 190	103 76	40,440 47	39,461.37	N/A	1,753 83 146 15	0.96 %
JAN 25 2014 DTD 12/01/2003							
31393U-YP-2							
GNMA							
6% APR 15 2014 DTD 04/01/1999	19,248 490	108 84	20,950 83	18,932 71	2,018 12	1,154 90 96.24	
POOL NO 508818							
36211C-G3-0							
BANK OF AMERICA CORP							
MEDIUM TERM NOTE 7 3/8% MAY 15 2014	40,000,000	111.16	44,463 20	44,698 40	(235.20)	2,950 00 376 92	3.82 %
DTD 05/13/2009							
06051G-DY-2 A /A2							
NORDSTROM INC							
NOTES 6 3/4% JUN 01 2014	55,000,000	113 34	62,334.25	63,281.35	(947 10)	3,712 50 309 37	2 64 %
DTD 05/26/2009							
655664-AM-2 BBB /BAA							

THE KETTERING FUND-FIXED INC ACCT. P91467301
For the Period 12/1/10 to 12/31/10

	Quantity	Price	Market Value	Tax Cost Adjusted Original	Unrealized Gain/Loss	Estimated Annual Income Accrued Interest	Yield
US Fixed Income - Taxable							
U S A NOTES							
2 5/8% JUL 31 2014	1,630,000 000	104.59	1,704,751.80	1,661,997.87	42,753.93	42,787.50	1.31%
DTD 07/31/2009						17,905.55	
912828-LC-2 AAA /AAA							
FANNIE MAE							
5 5% SER 2003-83 CL VA	48,761.220	102.94	50,196.44	50,315.50	(119.06)	2,681.86	0.59%
AUG 25 2014 DTD 08/01/2003						223.47	
31393E-ST-7							
U S A TREASURY NOTES							
2 3/8% AUG 31 2014	40,000.000	103.59	41,437.60	42,417.32	(979.72)	950.00	1.37%
DTD 08/31/2009						322.76	
912828-LK-4 AAA /AAA							
U S A NOTES							
2 3/8% SEP 30 2014 DTD 09/30/2009	115,000.000	103.58	119,114.70	120,453.90	(1,339.20)	2,731.25	1.39%
912828-LQ-1 AAA /AAA							
FFCB							
7.01% OCT 20 2014	75,000 000	120.41	90,310.50	87,592.50	N/A	5,257.50	1.47%
DTD 10/20/99						1,036.87	
31331H-YW-1 AAA /AAA							
AMGEN INC							
SR NOTES 4 85% NOV 18 2014	80,000.000	109.89	87,912.80	83,397.60	4,515.20	3,880.00	2.18%
DTD 11/18/2004						463.44	
031162-AJ-9 A+ /A3							
FFCB							
4.55% DEC 15 2014	100,000 000	111.36	111,362.00	97,628.75	N/A	4,550.00	1.58%
DTD 12/15/04						202.20	
31331S-JQ-7 AAA /AAA							

THE KETTERING FUND-FIXED INC ACCT. P91467301
For the Period 12/1/10 to 12/31/10

	Quantity	Price	Market Value	Tax Cost		Unrealized Gain/Loss	Estimated Annual Income		Yield	
				Adjusted Original	Original		Accrued Interest	Annual Income		
US Fixed Income - Taxable										
ANHEUSER-BUSCH INBEV WOR										
4 1/8% JAN 15 2015	60,000,000	105.32	63,193.20	61,974.60	1,218.60	2,475.00	1,141.20	2.72%		
DTD 10/16/2009										
03523T-AM-0 BBB /BAA										
PRUDENTIAL FINANCIAL INC										
SR NOTES 6.2% JAN 15 2015	60,000,000	110.28	66,168.60	59,962.20	6,206.40	3,720.00	1,715.28	3.45%		
DTD 06/08/2009										
74432Q-BF-1 A /BAA										
BANK OF NOVA SCOTIA										
3.4% JAN 22 2015	75,000,000	103.79	77,843.25	74,904.00	2,939.25	2,550.00	1,126.20	2.41%		
DTD 01/22/2010										
064149-A6-4 AA- /AA1										
BERKSHIRE HATHAWAY INC										
3.2% FEB 11 2015	85,000,000	103.19	87,709.80	84,968.55	2,741.25	2,720.00	1,057.74	2.38%		
DTD 02/11/2010										
084670-AV-0 AA+ /AA2										
WILLIAMS PARTNERS LP										
3.8% FEB 15 2015	45,000,000	103.34	46,503.00	46,807.65	(304.65)	1,710.00	645.97	2.93%		
DTD 02/09/2010										
96950F-AB-0 BBB /BAA										
U S A NOTES										
2.3/8% FEB 28 2015 DTD 03/01/2010	260,000,000	103.06	267,963.80	272,238.76	(4,274.96)	6,175.00	2,097.94	1.61%		
912828-MR-8 AAA /AAA										
CVS CAREMARK CORP										
3.1/4% MAY 18 2015	65,000,000	101.63	66,058.85	65,011.05	1,047.80	2,112.50	252.26	2.85%		
DTD 05/18/2010										
126650-BT-6 BBB /BAA										

THE KETTERING FUND-FIXED INC ACCT. P91467301
For the Period 12/1/10 to 12/31/10

	Quantity	Price	Market Value	Tax Cost Adjusted Original	Unrealized Gain/Loss	Estimated Annual Income Accrued Interest	Yield
US Fixed Income - Taxable							
APPALACHIAN POWER CO 3.4% MAY 24 2015 DTD 05/24/2010 037735-CQ-8 BBB /BAA	45,000,000	102.33	46,048.05	44,877.15	1,170.90	1,530.00 157.23	2.83%
DISCOVERY COMMUNICATIONS 3.7% JUN 01 2015 DTD 06/03/2010 25470D-AB-5 BBB /BAA	55,000,000	103.53	56,943.70	55,236.50	1,707.20	2,035.00 169.56	2.84%
U S A NOTES 1 7/8% JUN 30 2015 DTD 06/30/2010 912828-NL-0 AAA /AAA	220,000,000	100.40	220,875.60	220,799.95	75.65	4,125.00	1.78%
U S A NOTES 1 1/4% AUG 31 2015 DTD 08/31/2010 912828-NV-8 NR /AAA	205,000,000	97.26	199,378.90	202,629.20	(3,250.30)	2,562.50 856.28	1.87%
FFCB CONS 7% SEP 1 2015 DTD 9/01/2000 31331H-2N-6 AAA /AAA	125,000,000	120.43	150,536.25	143,580.00	N/A	8,750.00 2,916.62	2.35%
DOMINION RESOURCES INC 2 1/4% SEP 01 2015 DTD 09/02/2010 25746U-BJ-7 A- /BAA	40,000,000	98.56	39,422.00	39,941.60	(519.60)	900.00 297.48	2.58%
DCP MIDSTREAM OPERATING 3 1/4% OCT 01 2015 DTD 09/30/2010 23311V-AA-5 BBB /NA	40,000,000	98.36	39,342.40	39,968.80	(626.40)	1,300.00 328.60	3.63%

THE KETTERING FUND-FIXED INC ACCT. P91467301
For the Period 12/1/10 to 12/31/10

	Quantity	Price	Market Value	Tax Cost Adjusted Original	Unrealized Gain/Loss	Estimated Annual Income Accrued Interest	Yield
US Fixed Income - Taxable							
U S A NOTES							
1 1/4% OCT 31 2015	495,000,000	96.78	479,065.95	492,568.46	(13,502.51)	6,187.50	1.95%
DTD 11/01/2010						1,042.47	
912828-PE-4 AAA /AAA							
ACE INA HOLDING							
2.6% NOV 23 2015	35,000,000	98.45	34,456.10	35,102.90	(646.80)	910.00	2.94%
DTD 11/23/2010						96.04	
00440E-AN-7 A /A3							
U S A NOTES							
1 3/8% NOV 30 2015	205,000,000	97.18	199,219.00	202,703.81	(3,484.81)	2,818.75	1.98%
DTD 11/30/2010							
912828-PJ-3 NA /AAA							
P U S A NOTES							
2 1/8% DEC 31 2015	220,000,000	100.53	221,168.20	221,143.71	24.49	4,675.00	2.01%
DTD 12/31/2010						(64.57)	
912828-PM-6 NA /AAA							
FREDDIE MAC							
6% SER-2344 CL QG	24,652,440	107.75	26,561.83	25,584.59	977.24	1,479.14	1.72%
AUG 15 2016 DTD 8/01/01						123.26	
313399-AJ-6							
FREDDIE MAC							
6.5% SER-2345 CL PQ	29,178,950	106.93	31,200.25	29,092.34	2,107.91	1,896.63	1.52%
AUG 15 2016 DTD 8/01/01						158.03	
313399-TA-5 NR /NR							

THE KETTERING FUND-FIXED INC ACCT. P91467301
For the Period 12/1/10 to 12/31/10

	Quantity	Price	Market Value	Tax Cost Adjusted Original	Unrealized Gain/Loss	Estimated Annual Income Accrued Interest	Yield
US Fixed Income - Taxable							
FREDDIE MAC							
6% SER 2363 CL PF SEP 15 2016	7,072,020	107.87	7,628.30	7,580.31	47.99	424.32 35.36	1.75%
DTD 09/01/2001							
3133TU-RU-4							
FREDDIE MAC							
6% SER 2368 CL TG OCT 15 2016	17,801,290	107.48	19,132.34	18,585.67	546.67	1,068.07 89.00	1.67%
DTD 10/01/2001							
31339G-T5-0							
FREDDIE MAC							
5% SER 2562 CL PE OCT 15 2016	31,202,800	101.90	31,796.81	32,743.44	N/A	1,560.14 129.99	0.73%
DTD 1/1/2003							
31393H-LM-2							
FNMA REMIC TRUST							
5% SER 2003-16 CL PD	91,469,370	101.69	93,017.37	87,567.64	N/A	4,573.46 381.06	0.72%
OCT 25 2016 DTD 02/01/2003							
31392J-PF-0							
FREDDIE MAC							
SER-2971 CL GB 5% NOV 15 2016	86,829,740	102.70	89,171.52	86,504	N/A	4,341.48 361.73	0.89%
DTD 5/01/2005							
31395U-GP-0							
FANNIE MAE							
6% SER 2002-3 CL OG	42,912,920	107.90	46,303.63	45,615.08	688.55	2,574.77 214.56	1.76%
FEB 25 2017							
DTD 1/01/2002							
31392B-VK-9							

THE KETTERING FUND-FIXED INC ACCT. P91467301
For the Period 12/1/10 to 12/31/10

	Quantity	Price	Market Value	Tax Cost Adjusted Original	Unrealized Gain/Loss	Estimated Annual Income Accrued Interest	Yield
US Fixed Income - Taxable							
FREDDIE MAC 6% SER 2425 CL OB MAR 15 2017 DTD 03/01/2002 31339N-TA-4	13,119,510	105.97	13,903,40	14,013.28	(109.88)	787.17 65.59	2.99%
FREDDIE MAC SER-2931 CL DB 4% APR 15 2017 DTD 2/01/2005 31395M-Z3-6	69,339,950	102.08	70,781.31	64,150.19	N/A	2,773.59 231.11	0.57%
FANNIE MAE 6% SER 2002-19 CL PE APR 25 2017 DTD 3/01/2002 31392C-FB-5	27,319,740	107.86	29,466.97	28,958.90	508.07	1,639.18 136.59	1.76%
FANNIE MAE SER 2002-18 CL PC 5.5% APR 25 2017 DTD 3/1/2002 31392C-HD-9	41,852,200	105.63	44,207.47	42,937.74	N/A	2,301.87 191.80	0.46%
FREDDIE MAC SER-2646 CL AC 3.5% AUG 15 2017 DTD 7/01/03 31393V-YG-0	34,281,700	102.56	35,159.83	31,732.38	3,427.45	1,199.85 99.96	1.22%
FNMA REMIC TRUST 5% SER 2002-73 CL OE NOV 25 2017 DTD 10/01/2002 31392F-JG-3 NR /NR	150,000,000	107.09	160,640.63	141,351.56	N/A	7,500.00 624.90	1.88%

J.P.Morgan

THE KETTERING FUND-FIXED INC ACCT. P91467301
For the Period 12/1/10 to 12/31/10

	Quantity	Price	Market Value	Tax Cost Adjusted Original	Unrealized Gain/Loss	Estimated Annual Income Accrued Interest	Yield
US Fixed Income - Taxable							
FHLMC REMIC							
SER-2763 CL PD 4 1/2% DEC 15 2017	125,000.000	104.06	130,074.73		N/A	5,625.00	1.05%
DTD 03/01/2004						468.75	
31394T-LH-6				117,304.69			
FREDDIE MAC							
4% SER 2645 CL BC FEB 15 2018	40,930.150	104.17	42,638.70	38,282.50	4,356.20	1,637.20	1.43%
DTD 07/01/2003						136.42	
31393W-QC-6							
FANNIE MAE							
4.25% SER 2004-93 CL DG	42,743.810	104.48	44,658.21	40,526.46	4,131.75	1,816.61	1.51%
APR 25 2019 DTD 11/01/2004						151.35	
31394B-KS-2							
FHLMC							
GOLD PARTIC CTF 5 5% FEB 01 2020	218,319.432	108.61	237,114.55	231,213.92	5,900.63	12,007.56	1.72%
DTD 06/01/2005						1,000.55	
POOL NO G11728							
31283K-4M-7							
FREDDIE MAC							
SER 2686 CL GB 5% MAY 15 2020	17,415.000	102.13	17,786.59	17,545.62	240.97	870.75	0.86%
DTD 10/01/2003						72.55	
31394K-M5-0							
FANNIE MAE							
SERIES 2003-120 CL DB	39,411.650	101.88	40,152.10	38,463.31	1,688.79	1,970.58	0.82%
5% JUL 25 2020						164.18	
DTD 11/1/2003							
31393U-HN-6							

	Quantity	Price	Market Value	Tax Cost Adjusted Original	Unrealized Gain/Loss	Estimated Annual Income Accrued Interest	Yield
US Fixed Income - Taxable							
FANNIE MAE 4.25% SER 2003-60 CL DA JUN 25 2021 DTD 05/01/2003 31393B-2K-0	5,006,010	101.47	5,079,36	4,672.80	406.56	212.75 17.72	0.54%
FANNIE MAE 7.50% SER 1992-188 CL PZ OCT 25 2022 DTD 10/01/1992 31358Q-4G-7 NR /NR	11,611,960	112.59	13,073.34	12,229.46	843.88	870.89 72.57	1.89%
FNMA REMIC TRUST 5% SER 2005-10 CL TB AUG 25 2023 DTD 02/01/2005 31394C-PT-3	90,920,900	105.33	95,768.68	88,903.59	N/A	4,546.04 378.77	1.95%
FREDDIE MAC SER-2844 CL PB 5% JUN 15 2027 DTD 08/01/2004 31395E-WC-7	25,392,830	101.22	25,701.79	24,758.01	N/A	1,269.64 105.78	1.23%
FREDDIE MAC SER-2857 CL MC 5% AUG 15 2027 DTD 09/01/2004 31395F-T4-6	27,661,090	101.30	28,021.51	26,956.00	N/A	1,383.05 115.23	1.14%
GNMA 5% FEB 20 2029 DTD 11/01/2003 38374E-TS-6	7,106,380	100.18	7,119.22	7,372.87	N/A	355.31 29.60	1.02%
FNMA REMIC TRUST 4 1/2% SER 2004-8 CL GC APR 25 2029 DTD 02/01/2004 31393X-DT-1	110,000,000	103.91	114,298.82	102,265.63	N/A	4,950.00 412.50	0.81%

J.P.Morgan

THE KETTERING FUND-FIXED INC ACCT. P91467301
For the Period 12/1/10 to 12/31/10

	Quantity	Price	Market Value	Tax Cost Adjusted Original	Unrealized Gain/Loss	Estimated Annual Income	Yield
US Fixed Income - Taxable							
FANNIE MAE							
5.5% SER 2005-59 CL PC	125,000.000	106.48	133,100.25	12,269.53	N/A	6,875.00	1.05%
MAR 25 2031 DTD 06/01/2005						572.87	
31394E-SL-3							
FANNIE MAE							
3.5% SER 2003-73 CL GA	29,140.940	103.85	30,263.69	27,784.06	2,479.63	1,019.93	1.15%
MAY 25 2031 DTD 07/01/2003						84.97	
31393D-ZD-6							
FREDDIE MAC							
SER-3047 CL OB 5.5% DEC 15 2033	66,803.850	106.82	71,362.97	67,565.83	N/A	3,674.21	0.92%
DTD 10/1/2005						306.16	
31396C-JR-2							
FANNIE MAE							
5.50% SER 2005-68 CL PG	103,003.940	110.02	113,328.54	104,730.06	N/A	5,665.21	2.79%
AUG 25 2035 DTD 07/01/2005						472.06	
31394E-7B-8							
FHLMC STRUCTURED PASS THROUGH							
SECURITIES 6.50% SER T-54 CL 2A	15,523.740	114.84	17,828.05	16,443.05	1,385.00	1,009.04	1.96%
FEB 25 2043 DTD 2/01/03						84.07	
31393L-FK-4							
Total US Fixed Income - Taxable	12,241,682.072		\$12,668,135.67	\$10,722,931.81	\$130,344.52	\$378,624.78	1.38%
				<u>1,687,373.40</u>		\$80,073.62	
				12,410,305.21			

THE KETTERING FUND-FIXED INC ACCT. P91467301
For the Period 12/1/10 to 12/31/10

	Quantity	Price	Market Value	Tax Cost Adjusted Original	Unrealized Gain/Loss	Estimated Annual Income Accrued Interest	Yield
Non-US Fixed Income							
LANDWIRTSCH RENTENBANK							
1 7/8% SEP 24 2012	100,000,000	101.82	101,818.00	100,318.00	1,500.00	1,875.00 505.20	0.82%
DTD 09/24/2009							
515110-BA-1 AAA /AAA							
INTER-AMERICAN DEVEL BK							
1 3/4% OCT 22 2012	90,000,000	101.97	91,775.70	89,892.90	1,882.80	1,575.00 301.86	0.65%
DTD 10/22/2009							
4581X0-BH-0 AAA /AA1							
SHELL INTERNATIONAL FIN							
1 7/8% MAR 25 2013	90,000,000	101.51	91,357.20	89,892.90	1,464.30	1,687.50 450.00	1.19%
DTD 03/25/2010							
822582-AL-6 AA /AA1							
AMERICA MOVIL SA DE CV							
5 1/2% MAR 1 2014	60,000,000	108.38	65,026.20	66,417.00	(1,390.80)	3,300.00 1,099.98	2.72%
DTD 9/1/2004							
02364W-AF-2 A- /A2							
EUROPEAN INVESTMENT BANK							
NOTES 3% APR 08 2014	90,000,000	104.80	94,320.00	90,598.50	3,721.50	2,700.00 622.44	1.49%
DTD 04/08/2009							
298785-EX-0 AAA /AAA							
WESTPAC BANKING CORP							
4.2% FEB 27 2015	75,000,000	104.96	78,716.25	75,025.50	3,690.75	3,150.00 1,084.95	2.92%
DTD 08/27/2009							
961214-BH-5 AA /AA1							

THE KETTERING FUND-FIXED INC ACCT. P91467301
For the Period 12/1/10 to 12/31/10

	Quantity	Price	Market Value	Tax Cost Adjusted Original	Unrealized Gain/Loss	Estimated Annual Income Accrued Interest	Yield
Non-US Fixed Income							
TELEFONICA EMISIONES SAU 3.729% APR 27 2015 DTD 04/26/2010 87938W-AL-7 A- /BAA	75,000,000	99.20	74,401.50	74,925.00	(523.50)	2,796.75 497.17	3.93%
COVIDIEN INTL FINANCE SA 2.8% JUN 15 2015 DTD 06/28/2010 22303Q-AK-6 A /BAA	75,000,000	100.37	75,276.75	74,859.00	417.75	2,100.00 93.30	2.71%
RABOBANK NEDERLAND 2.1/8% OCT 13 2015 DTD 10/13/2010 21685W-BL-0 AAA /AAA	65,000,000	96.71	62,861.76	64,840.75	(1,978.99)	1,381.25 299.26	2.87%
Total Non-US Fixed Income	720,000,000		\$735,553.36	\$726,769.55	\$8,783.81	\$20,565.50 \$4,954.16	2.01%

J.P.Morgan

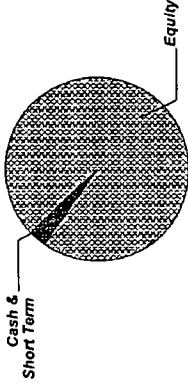
THE KETTERING FUND-PINNACLE ACCT P91467608
For the Period 12/1/10 to 12/31/10

Account Summary

PRINCIPAL

Asset Allocation	Beginning Market Value	Ending Market Value	Change In Value	Estimated Annual Income	Current Allocation
Equity	3,205,410.51	3,483,662.51	278,252.00	18,200.30	99%
Cash & Short Term	28,500.02	19,109.27	(9,390.75)	9.55	1%
Market Value	\$3,233,910.53	\$3,502,771.78	\$268,861.25	\$18,209.85	100%

Asset Allocation



INCOME

Cash Position	Beginning Market Value	Ending Market Value	Change In Value
Cash Balance	28,775.05	32,873.14	4,098.09
Accruals	3,684.76	956.41	(2,728.35)
Market Value	\$32,459.81	\$33,829.55	\$1,369.74

J.P.Morgan

THE KETTERING FUND-PINNACLE ACCT P91467608
For the Period 12/1/10 to 12/31/10

Account Summary CONTINUED

	PRINCIPAL		INCOME	
	Current Period Value	Year-to-Date Value	Current Period Value	Year-to-Date Value
Portfolio Activity				
Beginning Market Value	3,233,910.53	2,442,160.86	28,775.05	21,973.96
Withdrawals & Fees		(13,493.00)	(25.82)	(105.97)
Securities Transferred Out		(16,286.00)	--	--
Net Additions/Withdrawals	\$0.00	(\$29,779.00)	(\$25.82)	(\$105.97)
Income			4,123.91	11,005.15
Change In Investment Value	268,861.25	1,090,389.92		
Ending Market Value	\$3,502,771.78	\$3,502,771.78	\$32,873.14	\$32,873.14
Accruals	--	--	956.41	956.41
Market Value with Accruals	--	--	\$33,829.55	\$33,829.55

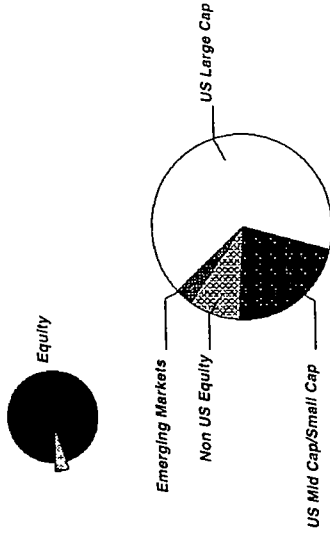
J.P.Morgan

THE KETTERING FUND-PINNACLE ACCT P91467608
For the Period 12/1/10 to 12/31/10

Equity Summary

Asset Categories	Beginning Market Value	Ending Market Value	Change In Value	Current Allocation
US Large Cap	1,986,725.90	2,329,787.80	343,061.90	66%
US Mid Cap/Small Cap	885,402.61	777,191.21	(108,211.40)	22%
Non US Equity	278,944.50	313,233.50	34,289.00	9%
Emerging Markets	54,337.50	63,450.00	9,112.50	2%
Total Value	\$3,205,410.51	\$3,483,662.51	\$278,252.00	99%

Asset Categories



Market Value/Cost	Current Period Value
Market Value	3,483,662.51
Tax Cost	2,957,120.84
Unrealized Gain/Loss	1,126,774.67
Estimated Annual Income	18,200.30
Accrued Dividends	954.18
Yield	0.52%

J.P.Morgan

THE KETTERING FUND-PINNACLE ACCT. P91467608
For the Period 12/1/10 to 12/31/10

Equity Detail

	Quantity	Price	Market Value	Tax Cost Adjusted Original	Unrealized Gain/Loss	Estimated Annual Income Accrued Dividends	Yield
US Large Cap							
AMR CORP DEL 001765-10-6 AMR	2,700,000	7.79	21,033.00	25,408.62	(4,375.62)		
ATMEL CORP 049513-10-4 ATML	10,650,000	12.32	131,208.00	52,726.03	78,481.97		
AVNET INC 053807-10-3 AVT	1,950,000	33.03	64,408.50	44,374.20	20,034.30		
BAKER HUGHES INC 057224-10-7 BHI	540,000	57.17	30,871.80	32,423.03	(1,551.23)	324.00	1.05%
BUCYRUS INTERNATIONAL INC CL A	1,200,000	89.40	107,280.00	27,617.63	79,662.37	120.00	0.11%
118759-10-9 BUCY							
CABLEVISION SYSTEMS CORP CL A NY	2,300,000	33.84	77,832.00	41,945.84	35,886.16	1,150.00	1.48%
12686C-10-9 CVC							
CUMMINS INC 231021-10-6 CMI	1,100,000	110.01	121,011.00	32,642.50	88,368.50	1,155.00	0.95%
DIEBOLD INC 253651-10-3 DBD	700,000	32.05	22,435.00	17,702.30	4,732.70	756.00	3.37%
DISCOVERY COMMUNICATIONS INC - C 25470F-30-2 DISC K	1,100,000	36.69	40,359.00	13,352.45	27,006.55		

J.P.Morgan

THE KETTERING FUND-PINNACLE ACCT. P91467608
For the Period 12/1/10 to 12/31/10

	Quantity	Price	Market Value	Tax Cost Adjusted Original	Unrealized Gain/Loss	Estimated Annual Income Accrued Dividends	Yield
US Large Cap							
DISCOVERY COMMUNICATIONS INC CL A 25470F-10-4 DISC A	1,100,000	41.70	45,870.00	14,871.10	30,998.90		
GANNETT CO 364730-10-1 GCI	2,050,000	15.09	30,934.50	22,301.37	8,633.13	328.00 82.00	1.06%
GILEAD SCIENCES INC 375558-10-3 GILD	1,050,000	36.24	38,052.00	32,609.95	5,442.05		
GOODRICH CORP 382388-10-6 GR	1,000,000	88.07	88,070.00	38,326.50	49,743.50	1,160.00	1.32%
HELMERICH & PAYNE INC 423452-10-1 HP	1,350,000	48.48	65,448.00	33,399.00	32,049.00	324.00	0.50%
IAC/INTERACTIVE CORP NEW 44919P-50-8 IACI	750,000	28.70	21,525.00	12,140.66	9,384.34		
KANSAS CITY SOUTHERN INDUSTRIES INC 485170-30-2 KSU	1,000,000	47.86	47,860.00	15,358.50	32,501.50		
LAM RESEARCH CORP 512807-10-8 LRCX	1,100,000	51.78	56,958.00	45,011.01	11,946.99		
LAS VEGAS SANDS CORP 517834-10-7 LVS	2,750,000	45.95	126,362.50	11,801.30	114,561.20		
LIBERTY MEDIA CORP-CAPITAL 53071M-30-2 LCAP A	500,000	62.56	31,280.00	5,525.20	25,754.80		
LSI CORPORATION 502161-10-2 LSI	6,200,000	5.99	37,138.00	25,213.83	11,924.17		

J.P.Morgan

THE KETTERING FUND-PINNACLE ACCT. P91467608
For the Period 12/1/10 to 12/31/10

	Quantity	Price	Market Value	Tax Cost Adjusted Original	Unrealized Gain/Loss	Estimated Annual Income Accrued Dividends	Yield
US Large Cap							
MARSHALL & ILSLEY CORP 571837-10-3 MI	2,650,000	6.92	18,338 00	21,697.64	(3,359.64)	106 00	0.58%
MEADWESTVACO CORP 583334-10-7 MWV	1,000,000	26.16	26,160 00	25,317.50	842.50	1,000 00	3.82%
MOSAIC CO/THE 61945A-10-7 MOS	900,000	76.36	68,724 00	14,127.75	54,596.25	180.00	0.26%
MYRIAD GENETICS INC 62855J-10-4 MYGN	2,000,000	22.84	45,680 00	30,404.99	15,275.01		
NOVELLUS SYSTEMS INC 670008-10-1 NVLS	1,800,000	32.32	58,176 00	46,296.00	11,880 00		
ONYX PHARMACEUTICALS INC 683399-10-9 ONXX	1,300,000	36.87	47,931 00	33,858.99	14,072.01		
PALL CORP 696429-30-7 PLL	1,500,000	49.58	74,370 00	39,666.75	34,703.25	960 00	1.29%
PRECISION CASTPARTS CORP 740189-10-5 PCP	750,000	139.21	104,407 50	44,807.85	59,599.65	90 00 22.50	0.09%
RAYMOND JAMES FINANCIAL INC 754730-10-9 RJF	1,150,000	32.70	37,605 00	22,162.61	15,442.39	598 00 149.50	1.59%
REGENERON PHARMACEUTICALS INC 75886F-10-7 REGN	1,900,000	32.83	62,377 00	27,456.90	34,920.10		
RF MICRO DEVICES INC 749941-10-0 RFMD	4,200,000	7.35	30,870.00	26,636.00	4,234.00		

THE KETTERING FUND-PINNACLE ACCT. P91467608
For the Period 12/1/10 to 12/31/10

	Quantity	Price	Market Value	Tax Cost Adjusted Original	Unrealized Gain/Loss	Estimated Annual Income Accrued Dividends	Yield
US Large Cap							
ROBERT HALF INTERNATIONAL INC 770323-10-3 RHI	1,000,000	30.60	30,600 00	32,027.10	(1,427.10)	520 00	1.70%
ROWAN COMPANIES INC 779382-10-0 RDC	1,400,000	34.91	48,874 00	40,046.65	8,827.35		
STILL WATER MINING CO 86074Q-10-2 SWC	3,900,000	21.35	83,265 00	35,126.05	48,138.95		
SUNOCO INC 86764P-10-9 SUN	900,000	40.31	36,279 00	51,820.11	(15,541.11)	540 00	1.49%
TRIMBLE NAVIGATION LTD 896239-10-0 TRMB	1,550,000	39.93	61,891.50	34,866.66	27,024.84		
TW TELECOM INC 87311L-10-4 TWTC	2,700,000	17.05	46,035 00	43,846.17	2,188.83		
UNITED STATES CELLULAR CORP 911684-10-8 USM	800,000	49.94	39,952 00	48,026.42	(8,074.42)		
UNITED STATES STEEL CORP 912909-10-8 X	350,000	58.42	20,447 00	19,799.90	647.10	70 00	0.34%
VALSPAR CORP 920355-10-4 VAL	1,500,000	34.48	51,720 00	38,986.50	12,733.50	1,080 00 270 00	2.09%
VISHAY INTERTECHNOLOGY INC 928298-10-8 VSH	3,200,000	14.68	46,976 00	39,609.44	7,366.56		
WADDELL & REED FINANCIAL INC CL A 930059-10-0 WDR	1,350,000	35.29	47,641.50	19,487.25	28,154.25	1,080.00 270 00	2.27%

J.P.Morgan

THE KETTERING FUND-PINNACLE ACCT. P91467608
For the Period 12/1/10 to 12/31/10

	Quantity	Price	Market Value	Tax Cost Adjusted Original	Unrealized Gain/Loss	Estimated Annual Income Accrued Dividends	Yield
US Large Cap							
WHIRLPOOL CORP 963320-10-6 WHR	400,000	88.83	35,532.00	30,592.00	4,940.00	688.00	1.94%
Total US Large Cap	79,290,000		\$2,329,787.80	\$1,311,418.25	\$1,018,369.55	\$12,229.00 \$794.00	0.52%
US Mid Cap/Small Cap							
ARRIS GROUP INC 04269Q-10-0 ARRS	2,600,000	11.22	29,172.00	24,803.48	4,368.52		
BELO CORPORATION 080555-10-5 BLC	2,950,000	7.08	20,886.00	5,948.78	14,937.22		
BILL BARRETT CORP 06846N-10-4 BBG	600,000	41.13	24,678.00	32,088.24	(7,410.24)		
BRINKS CO 109696-10-4 BCO	950,000	26.88	25,536.00	19,997.50	5,538.50	380.00	1.49%
BROOKS AUTOMATION INC 114340-10-2 BRKS	2,200,000	9.07	19,954.00	29,590.00	(9,636.00)		
CINNINNATI BELL INC 171871-10-6 CBB	8,700,000	2.80	24,360.00	41,038.25	(16,678.25)		
COGNEX CORP 192422-10-3 CGNX	900,000	29.42	26,478.00	17,963.10	8,514.90	288.00	1.09%
CROWN MEDIA HOLDINGS INC CL A 228411-10-4 CRWN	1,400,000	2.62	3,668.00	5,142.20	(1,474.20)		

THE KETTERING FUND-PINNACLE ACCT. P91467608
For the Period 12/1/10 to 12/31/10

	Quantity	Price	Market Value	Tax Cost Adjusted Original	Unrealized Gain/Loss	Estimated Annual Income Accrued Dividends	Yield
US Mid Cap/Small Cap							
FLUSHING FINANCIAL CORP 343873-10-5 FFC	1,500,000	14.00	21,000.00	25,710.00	(4,710.00)	780.00	3.71%
GOODRICH PETROLEUM CORP 382410-40-5 GDP	1,300,000	17.64	22,932.00	31,705.64	(8,773.64)		
HARMONIC INC 413160-10-2 HLIT	5,900,000	8.57	50,563.00	31,975.64	18,587.36		
HEIDRICK & STRUGGLES INTERNATIONAL INC 422819-10-2 HSII	700,000	28.65	20,055.00	23,408.70	(3,353.70)	364.00	1.82%
HEXCEL CORP 428291-10-8 HXL	2,100,000	18.09	37,989.00	39,375.00	(1,386.00)		
IMMUNOGEN INC 45253H-10-1 IMGN	1,500,000	9.26	13,890.00	12,068.32	1,821.68		
INTERMEC INC 458786-10-0 IN	1,800,000	12.66	22,788.00	36,771.04	(13,983.04)		
ION GEOPHYSICAL CORP 462044-10-8 IO	3,000,000	8.48	25,440.00	40,534.33	(15,094.33)		
ISIS PHARMACEUTICALS INC 464330-10-9 ISIS	2,950,000	10.12	29,854.00	34,644.18	(4,790.18)		
LIN TV CORP CL A 532774-10-6 TVL	3,100,000	5.30	16,430.00	19,959.41	(3,529.41)		

J.P.Morgan

THE KETTERING FUND-PINNA CLE ACCT. P91467608
For the Period 12/1/10 to 12/31/10

	Quantity	Price	Market Value	Tax Cost Adjusted Original	Unrealized Gain/Loss	Estimated		
						Annual Income	Accrued Dividends	Yield
US Mid Cap/Small Cap								
LODGENET INTERACTIVE CORP 540211-10-9 LNET	1,650,000	4.25	7,012.50	10,761.47	(3,748.97)			
MADISON SQUARE GARDEN INC CL A 55826P-10-0 MSG	575,000	25.78	14,823.50	9,377.05	5,446.45			
MICROMET INC 59509C-10-5 MITI	2,000,000	8.12	16,240.00	12,602.88	3,637.12			
PDL BIOPHARMA INC 69329Y-10-4 PDLI	2,700,000	6.23	16,821.00	41,001.22	(24,180.22)	2,268.00		13.48%
RTI INTERNATIONAL METALS INC 74973W-10-7 RTI	1,500,000	26.98	40,470.00	48,002.45	(7,532.45)			
SAKS INC 79377W-10-8 SKS	2,800,000	10.70	29,960.00	34,406.00	(4,446.00)			
SEACHANGE INTERNATIONAL INC 811699-10-7 SEAC	4,250,000	8.55	36,337.50	31,739.53	4,597.97			
SEATTLE GENETICS INC 812578-10-2 SGEN	3,000,000	14.95	44,850.00	32,296.50	12,553.50			
SINCLAIR BROADCAST GROUP INC CL A 829226-10-9 SBGI	4,000,000	8.18	32,720.00	26,285.97	6,434.03			
TRIQUINT SEMICONDUCTOR INC 89674K-10-3 TQNT	5,800,000	11.69	67,802.00	25,056.00	42,746.00			

J.P.Morgan

THE KETTERING FUND-PINNACLE ACCT. P91467608
For the Period 12/1/10 to 12/31/10

	Quantity	Price	Market Value	Tax Cost Adjusted Original	Unrealized Gain/Loss	Estimated Annual Income Accrued Dividends	Yield
US Mid Cap/Small Cap							
UNIFI INC NEW 904677-20-0 UFJ	1,783,000	16.93	30,186.19	17,844.85	12,341.34		
VISHAY PRECISION GROUP INC 92835K-10-3 VPG	228,000	18.84	4,295.52	4,609.12	(313.60)		
Total US Mid Cap/Small Cap	74,436,000		\$777,191.21	\$766,706.85	\$10,484.36	\$4,080.00	0.52%
Non US Equity							
CAE INC 124765-10-8 CAE	4,300,000	11.53	49,579.00	35,973.62	13,605.38	688.00	1.39%
CAMECO CORP 13321L-10-8 CCJ	2,700,000	40.38	109,026.00	104,402.55	4,623.45	753.30 160.18	0.69%
FOSTER WHEELER AG H27178-10-4 FWLT	1,700,000	34.52	58,684.00	40,441.81	18,242.19		
LAZARD LIMITED LP CL A G54050-10-2 LAZ	900,000	39.49	35,541.00	32,678.00	3,096.00	450.00	1.27%
ORIENT EXPRESS HOTELS LTD CL A G67743-10-7 OEH	4,650,000	12.99	60,403.50	45,180.37	15,223.13		
Total Non US Equity	14,250,000		\$313,233.50	\$258,676.35	\$54,790.15	\$1,891.30 \$160.18	0.60%

J.P.Morgan

THE KETTERING FUND-PINNACLE ACCT. P91467608
For the Period 12/1/10 to 12/31/10

	Quantity	Price	Market Value	Tax Cost Adjusted Original	Unrealized Gain/Loss	Estimated Annual Income Accrued Dividends	Yield
Emerging Markets							
ROYAL CARIBBEAN CRUISES LTD V7780T-10-3 RCL	1,350,000	47.00	63,450.00	20,319.39	43,130.61		

J.P.Morgan

THE KETTERING FUND-PINNACLE ACCT. P91467608
For the Period 12/1/10 to 12/31/10

Cash & Short Term Summary*

Asset Categories	Beginning Market Value	Ending Market Value	Change In Value	Current Allocation
Cash	28,500.02	19,109.27	(9,390.75)	1%

Asset Categories



*Includes Principal balances only

Market Value/Cost	Current Period Value
Market Value	19,109.27
Tax Cost	19,109.27
Estimated Annual Income	9.55
Accrued Interest	2.23
Yield	0.05%

J.P.Morgan

THE KETTERING FUND-PINNACLE ACCT. P91467608
For the Period 12/1/10 to 12/31/10

Note: ¹ This is the Annual Percentage Yield (APY) which is the rate earned if balances remain on deposit for a full year with compounding, there is no change in the interest rate and all interest is left in the account.

Cash & Short Term Detail

	Quantity	Price	Market Value	Tax Cost		Unrealized Gain/Loss	Estimated		Yield
				Adjusted	Original		Annual Income	Accrued Interest	
Cash									
US DOLLAR PRINCIPAL	19,109.27	1.00	19,109.27	19,109.27	19,109.27		9.55	2.23	0.05% ¹

Portfolio Activity Summary

	PRINCIPAL		INCOME	
Transactions	Current Period Value	Year-To-Date Value*	Current Period Value	Year-To-Date Value*
Beginning Cash Balance	28,500.02	--	28,775.05	--
INFLOWS				
Income			4,123.91	11,005.15
Total Inflows	\$0.00	\$0.00	\$4,123.91	\$11,005.15
OUTFLOWS				
Withdrawals		(13,493.00)		
Tax Payments			(25.82)	(105.97)
Total Outflows	\$0.00	(\$13,493.00)	(\$25.82)	(\$105.97)
TRADE ACTIVITY				
Settled Sales/Maturities/Redemptions		56,152.79		
Settled Securities Purchased	(9,390.75)	(87,897.23)		
Total Trade Activity	(\$9,390.75)	(\$31,744.44)	\$0.00	\$0.00
Ending Cash Balance	\$19,109.27	--	\$32,873.14	--

* Year to date information is calculated on a fiscal year basis, beginning Jul 1, 2010