



See a Social Security Number? Say Something!  
Report Privacy Problems to <https://public.resource.org/privacy>  
Or call the IRS Identity Theft Hotline at 1-800-908-4490



**Return of Private Foundation**  
 or Section 4947(a)(1) Nonexempt Charitable Trust  
 Treated as a Private Foundation

**2010**

Note. The foundation may be able to use a copy of this return to satisfy state reporting requirements

For calendar year **2010**, or tax year beginning **2010**, and ending **20**

G Check all that apply:  Initial return  Initial return of a former public charity  Final return  
 Amended return  Address change  Name change


Name of foundation: **WILLIAM T. PERRY CHARITABLE TRUST 7220000533** A Employer identification number: **31-6018719**

Number and street (or P O box number if mail is not delivered to street address): **PO BOX 1558 DEPT EA4E86** Room/suite: Room/suite B Telephone number (see page 10 of the instructions): **(330) 438-1180**

City or town, state, and ZIP code: **COLUMBUS, OH 43216**

H Check type of organization:  Section 501(c)(3) exempt private foundation  
 Section 4947(a)(1) nonexempt charitable trust  Other taxable private foundation  
 I Fair market value of all assets at end of year (from Part II, col. (c), line 16) ▶ \$ **1,847,371.** J Accounting method:  Cash  Accrual  
 Other (specify) \_\_\_\_\_ (Part I, column (d) must be on cash basis.)  
 E If private foundation status was terminated under section 507(b)(1)(A), check here .   
 F If the foundation is in a 60-month termination under section 507(b)(1)(B), check here .

Part I Analysis of Revenue and Expenses (The total of amounts in columns (b), (c), and (d) may not necessarily equal the amounts in column (a) (see page 11 of the instructions))		(a) Revenue and expenses per books	(b) Net investment income	(c) Adjusted net income	(d) Disbursements for charitable purposes (cash basis only)
1	Contributions, gifts, grants, etc., received (attach schedule). Check <input type="checkbox"/> if the foundation is not required to attach Sch B . . . . .				
2	Interest on savings and temporary cash investments				
3	Dividends and interest from securities . . . . .	53,583.	53,583.		STMT 1
4	Gross rents . . . . .				
5	Net rental income or (loss)				
6	Net gain or (loss) from sale of assets not on line 10	7,859.			
7	Gross sales price for all assets on line 6a <b>855,463.</b>				
8	Capital gain net income (from Part IV, line 2) . . . . .		7,859.		
9	Net short-term capital gain . . . . .				
10	Income modifications . . . . .				
11	Gross sales less returns and allowances . . . . .				
12	Less Cost of goods sold . . . . .				
13	Gross profit or (loss) (attach schedule) . . . . .				
14	Other income (attach schedule) . . . . .				
15	Total. Add lines 1 through 11 . . . . .	61,442.	61,442.		
16	Compensation of officers, directors, trustees, etc . . . . .	6,456.	3,228.		
17	Other employee salaries and wages . . . . .		NONE	NONE	
18	Pension plans, employee benefits . . . . .		NONE	NONE	
19	Legal fees (attach schedule) . . . . .				
20	Accounting fees (attach schedule) STMT 3	400.	NONE	NONE	400.
21	Other professional fees (attach schedule) . . . . .				
22	Interest . . . . .				
23	Taxes (attach schedule) (see page 14 of the instructions) STMT 4	1,008.	446.		200.
24	Depreciation (attach schedule) and depletion . . . . .				
25	Occupancy . . . . .				
26	Travel, conferences, and meetings . . . . .		NONE	NONE	
27	Printing and publications . . . . .		NONE	NONE	
28	Other expenses (attach schedule) . . . . .				
29	Total operating and administrative expenses. Add lines 13 through 23 . . . . .	7,864.	3,674.	NONE	3,828.
30	Contributions, gifts, grants paid . . . . .	97,072.			97,072.
31	Total expenses and disbursements. Add lines 24 and 25 . . . . .	104,936.	3,674.	NONE	100,900.
32	Subtract line 26 from line 12.				
33	Excess of revenue over expenses and disbursements . . . . .	-43,494.			
34	Net investment income (if negative, enter -0-)		57,768.		
35	Adjusted net income (if negative, enter -0-)				



ENVELOPE DATE MAY 17 2011

SCANNED MAY 24 2011

82

Part II Balance Sheets		Attached schedules and amounts in the description column should be for end-of-year amounts only (See instructions)	Beginning of year	End of year	
			(a) Book Value	(b) Book Value	(c) Fair Market Value
Assets	1	Cash - non-interest-bearing	68.		
	2	Savings and temporary cash investments	9,325.		
	3	Accounts receivable			
		Less: allowance for doubtful accounts			
	4	Pledges receivable			
		Less: allowance for doubtful accounts			
	5	Grants receivable			
	6	Receivables due from officers, directors, trustees, and other disqualified persons (attach schedule) (see page 15 of the instructions)			
	7	Other notes and loans receivable (attach schedule)			
		Less: allowance for doubtful accounts	NONE		
	8	Inventories for sale or use			
	9	Prepaid expenses and deferred charges			
	10 a	Investments - U S and state government obligations (attach schedule)			
	b	Investments - corporate stock (attach schedule)			
	c	Investments - corporate bonds (attach schedule)			
	11	Investments - land, buildings, and equipment basis			
	Less: accumulated depreciation (attach schedule)				
12	Investments - mortgage loans				
13	Investments - other (attach schedule)	1,629,065.	1,594,452.	1,847,371.	
14	Land, buildings, and equipment basis				
	Less: accumulated depreciation (attach schedule)				
15	Other assets (describe)				
16	<b>Total assets</b> (to be completed by all filers - see the instructions Also, see page 1, item I)	1,638,458.	1,594,452.	1,847,371.	
Liabilities	17	Accounts payable and accrued expenses			
	18	Grants payable			
	19	Deferred revenue			
	20	Loans from officers, directors, trustees, and other disqualified persons			
	21	Mortgages and other notes payable (attach schedule)			
	22	Other liabilities (describe)			
23	<b>Total liabilities</b> (add lines 17 through 22)				
Net Assets or Fund Balances	Foundations that follow SFAS 117, check here <input type="checkbox"/>				
	and complete lines 24 through 26 and lines 30 and 31.				
	24	Unrestricted			
	25	Temporarily restricted			
	26	Permanently restricted			
	Foundations that do not follow SFAS 117, check here and complete lines 27 through 31. <input checked="" type="checkbox"/>				
	27	Capital stock, trust principal, or current funds	1,638,458.	1,594,452.	
	28	Paid-in or capital surplus, or land, bldg, and equipment fund			
29	Retained earnings, accumulated income, endowment, or other funds				
30	<b>Total net assets or fund balances</b> (see page 17 of the instructions)	1,638,458.	1,594,452.		
31	<b>Total liabilities and net assets/fund balances</b> (see page 17 of the instructions)	1,638,458.	1,594,452.		

**Part III Analysis of Changes in Net Assets or Fund Balances**

1	Total net assets or fund balances at beginning of year - Part II, column (a), line 30 (must agree with end-of-year figure reported on prior year's return)	1	1,638,458.
2	Enter amount from Part I, line 27a	2	-43,494.
3	Other increases not included in line 2 (itemize)	3	
4	Add lines 1, 2, and 3	4	1,594,964.
5	Decreases not included in line 2 (itemize) SEE STATEMENT 6	5	512.
6	<b>Total net assets or fund balances at end of year</b> (line 4 minus line 5) - Part II, column (b), line 30	6	1,594,452.

**Part IV Capital Gains and Losses for Tax on Investment Income**

(a) List and describe the kind(s) of property sold (e.g., real estate, 2-story brick warehouse, or common stock, 200 shs MLC Co)			(b) How acquired P-Purchase D-Donation	(c) Date acquired (mo, day, yr)	(d) Date sold (mo, day, yr)
1a SEE PART IV DETAIL					
b					
c					
d					
e					
(e) Gross sales price	(f) Depreciation allowed (or allowable)	(g) Cost or other basis plus expense of sale	(h) Gain or (loss) (e) plus (f) minus (g)		
a					
b					
c					
d					
e					
Complete only for assets showing gain in column (h) and owned by the foundation on 12/31/69			(l) Gains (Col (h) gain minus col (k), but not less than -0- or Losses (from col (h))		
(i) FM V. as of 12/31/69	(j) Adjusted basis as of 12/31/69	(k) Excess of col (i) over col (j), if any			
a					
b					
c					
d					
e					
2 Capital gain net income or (net capital loss) { If gain, also enter in Part I, line 7 If (loss), enter -0- in Part I, line 7 }			2	7,859.	
3 Net short-term capital gain or (loss) as defined in sections 1222(5) and (6). If gain, also enter in Part I, line 8, column (c) (see pages 13 and 17 of the instructions). If (loss), enter -0- in Part I, line 8. . . . .			3		

**Part V Qualification Under Section 4940(e) for Reduced Tax on Net Investment Income**

(For optional use by domestic private foundations subject to the section 4940(a) tax on net investment income.)

If section 4940(d)(2) applies, leave this part blank.

Was the foundation liable for the section 4942 tax on the distributable amount of any year in the base period?  Yes  No  
 If "Yes," the foundation does not qualify under section 4940(e). Do not complete this part.

1 Enter the appropriate amount in each column for each year; see page 18 of the instructions before making any entries.

(a) Base period years Calendar year (or tax year beginning in)	(b) Adjusted qualifying distributions	(c) Net value of noncharitable-use assets	(d) Distribution ratio (col (b) divided by col (c))
2009	100,472.	1,694,005.	0.05931033261
2008	108,613.	1,986,050.	0.05468794844
2007	100,037.	2,260,713.	0.04425019894
2006	96,581.	2,092,939.	0.04614611319
2005	104,009.	2,031,226.	0.05120503578
2 Total of line 1, column (d)			0.25559962896
3 Average distribution ratio for the 5-year base period - divide the total on line 2 by 5, or by the number of years the foundation has been in existence if less than 5 years			0.05111992579
4 Enter the net value of noncharitable-use assets for 2010 from Part X, line 5			1,730,522.
5 Multiply line 4 by line 3			88,464.
6 Enter 1% of net investment income (1% of Part I, line 27b)			578.
7 Add lines 5 and 6			89,042.
8 Enter qualifying distributions from Part XII, line 4 If line 8 is equal to or greater than line 7, check the box in Part VI, line 1b, and complete that part using a 1% tax rate. See the Part VI instructions on page 18.			100,900.

Part VI Excise Tax Based on Investment Income (Section 4940(a), 4940(b), 4940(e), or 4948 - see page 18 of the instructions)

Table with 11 rows for excise tax calculations. Includes items like 'Exempt operating foundations', 'Domestic foundations that meet the section 4940(e) requirements', and 'Tax based on investment income'. Total amount owed is 138.

Part VII-A Statements Regarding Activities

Table with 10 rows for activity statements. Includes questions like 'During the tax year, did the foundation attempt to influence any national, state, or local legislation?' and 'Did the foundation have at least \$5,000 in assets at any time during the year?'. Yes/No columns are present.

Part VII-A Statements Regarding Activities (continued)

11 At any time during the year, did the foundation, directly or indirectly, own a controlled entity within the meaning of section 512(b)(13)? If "Yes," attach schedule (see page 20 of the instructions) . . . . . 11 X
12 Did the foundation acquire a direct or indirect interest in any applicable insurance contract before August 17, 2008? . . . . . 12 X
13 Did the foundation comply with the public inspection requirements for its annual returns and exemption application? . . . . . 13 X
Website address N/A
14 The books are in care of HUNTINGTON NATIONAL BANK Telephone no (740) 588-6740
Located at 422 MAIN ST, ZANESVILLE, OH ZIP + 4 43702
15 Section 4947(a)(1) nonexempt charitable trusts filing Form 990-PF in lieu of Form 1041 - Check here . . . . . 15
and enter the amount of tax-exempt interest received or accrued during the year . . . . . 15
16 At any time during calendar year 2010, did the foundation have an interest in or a signature or other authority over a bank, securities, or other financial account in a foreign country? . . . . . 16 Yes No X
See page 20 of the instructions for exceptions and filing requirements for Form TD F 90-22.1 If "Yes," enter the name of the foreign country

Part VII-B Statements Regarding Activities for Which Form 4720 May Be Required

File Form 4720 if any item is checked in the "Yes" column, unless an exception applies.

1a During the year did the foundation (either directly or indirectly)
(1) Engage in the sale or exchange, or leasing of property with a disqualified person? . . . . . Yes X No
(2) Borrow money from, lend money to, or otherwise extend credit to (or accept it from) a disqualified person? . . . . . Yes X No
(3) Furnish goods, services, or facilities to (or accept them from) a disqualified person? . . . . . Yes X No
(4) Pay compensation to, or pay or reimburse the expenses of, a disqualified person? . . . . . X Yes No
(5) Transfer any income or assets to a disqualified person (or make any of either available for the benefit or use of a disqualified person)? . . . . . Yes X No
(6) Agree to pay money or property to a government official? (Exception. Check "No" if the foundation agreed to make a grant to or to employ the official for a period after termination of government service, if terminating within 90 days) . . . . . Yes X No
b If any answer is "Yes" to 1a(1)-(6), did any of the acts fail to qualify under the exceptions described in Regulations section 53.4941(d)-3 or in a current notice regarding disaster assistance (see page 22 of the instructions)? . . . . . 1b X
Organizations relying on a current notice regarding disaster assistance check here . . . . .
c Did the foundation engage in a prior year in any of the acts described in 1a, other than excepted acts, that were not corrected before the first day of the tax year beginning in 2010? . . . . . 1c X
2 Taxes on failure to distribute income (section 4942) (does not apply for years the foundation was a private operating foundation defined in section 4942(j)(3) or 4942(j)(5))
a At the end of tax year 2010, did the foundation have any undistributed income (lines 6d and 6e, Part XIII) for tax year(s) beginning before 2010? . . . . . Yes X No
If "Yes," list the years
b Are there any years listed in 2a for which the foundation is not applying the provisions of section 4942(a)(2) (relating to incorrect valuation of assets) to the year's undistributed income? (If applying section 4942(a)(2) to all years listed, answer "No" and attach statement - see page 22 of the instructions.) . . . . . 2b X
c If the provisions of section 4942(a)(2) are being applied to any of the years listed in 2a, list the years here.
3a Did the foundation hold more than a 2% direct or indirect interest in any business enterprise at any time during the year? . . . . . Yes X No
b If "Yes," did it have excess business holdings in 2010 as a result of (1) any purchase by the foundation or disqualified persons after May 26, 1969, (2) the lapse of the 5-year period (or longer period approved by the Commissioner under section 4943(c)(7)) to dispose of holdings acquired by gift or bequest, or (3) the lapse of the 10-, 15-, or 20-year first phase holding period? (Use Schedule C, Form 4720, to determine if the foundation had excess business holdings in 2010) . . . . . 3b
4a Did the foundation invest during the year any amount in a manner that would jeopardize its charitable purposes? . . . . . 4a X
b Did the foundation make any investment in a prior year (but after December 31, 1969) that could jeopardize its charitable purpose that had not been removed from jeopardy before the first day of the tax year beginning in 2010? . . . . . 4b X

**Part VII-B Statements Regarding Activities for Which Form 4720 May Be Required (continued)**

**5a** During the year did the foundation pay or incur any amount to:

(1) Carry on propaganda, or otherwise attempt to influence legislation (section 4945(e))?  Yes  No

(2) Influence the outcome of any specific public election (see section 4955); or to carry on, directly or indirectly, any voter registration drive?  Yes  No

(3) Provide a grant to an individual for travel, study, or other similar purposes?  Yes  No

(4) Provide a grant to an organization other than a charitable, etc., organization described in section 509(a)(1), (2), or (3), or section 4940(d)(2)? (see page 22 of the instructions)  Yes  No

(5) Provide for any purpose other than religious, charitable, scientific, literary, or educational purposes, or for the prevention of cruelty to children or animals?  Yes  No

**b** If any answer is "Yes" to 5a(1)-(5), did any of the transactions fail to qualify under the exceptions described in Regulations section 53.4945 or in a current notice regarding disaster assistance (see page 22 of the instructions)?  **5b**

Organizations relying on a current notice regarding disaster assistance check here

**c** If the answer is "Yes" to question 5a(4), does the foundation claim exemption from the tax because it maintained expenditure responsibility for the grant?  Yes  No

If "Yes," attach the statement required by Regulations section 53.4945-5(d).

**6a** Did the foundation, during the year, receive any funds, directly or indirectly, to pay premiums on a personal benefit contract?  Yes  No

**b** Did the foundation, during the year, pay premiums, directly or indirectly, on a personal benefit contract?  Yes  No **6b** X

If "Yes" to 6b, file Form 8870

**7a** At any time during the tax year, was the foundation a party to a prohibited tax shelter transaction?  Yes  No

**b** If "Yes," did the foundation receive any proceeds or have any net income attributable to the transaction?  Yes  No **7b**

**Part VIII Information About Officers, Directors, Trustees, Foundation Managers, Highly Paid Employees, and Contractors**

**1 List all officers, directors, trustees, foundation managers and their compensation (see page 22 of the instructions).**

(a) Name and address	(b) Title, and average hours per week devoted to position	(c) Compensation (if not paid, enter -0-)	(d) Contributions to employee benefit plans and deferred compensation	(e) Expense account, other allowances
SEE STATEMENT 8		6,456.	-0-	-0-

**2 Compensation of five highest-paid employees (other than those included on line 1 - see page 23 of the instructions). If none, enter "NONE."**

(a) Name and address of each employee paid more than \$50,000	(b) Title, and average hours per week devoted to position	(c) Compensation	(d) Contributions to employee benefit plans and deferred compensation	(e) Expense account, other allowances
NONE		NONE	NONE	NONE

Total number of other employees paid over \$50,000  NONE

**Part VIII Information About Officers, Directors, Trustees, Foundation Managers, Highly Paid Employees, and Contractors (continued)**

<b>3 Five highest-paid independent contractors for professional services (see page 23 of the instructions). If none, enter "NONE."</b>		
(a) Name and address of each person paid more than \$50,000	(b) Type of service	(c) Compensation
NONE		NONE
<b>Total number of others receiving over \$50,000 for professional services</b>		NONE

**Part IX-A Summary of Direct Charitable Activities**

List the foundation's four largest direct charitable activities during the tax year. Include relevant statistical information such as the number of organizations and other beneficiaries served, conferences convened, research papers produced, etc	Expenses
1 NONE	
2	
3	
4	

**Part IX-B Summary of Program-Related Investments (see page 24 of the instructions)**

Describe the two largest program-related investments made by the foundation during the tax year on lines 1 and 2	Amount
1 NONE	
2	
All other program-related investments See page 24 of the instructions	
3 NONE	
<b>Total. Add lines 1 through 3</b>	

**Part X Minimum Investment Return** (All domestic foundations must complete this part. Foreign foundations, see page 24 of the instructions.)

<b>1</b>	Fair market value of assets not used (or held for use) directly in carrying out charitable, etc., purposes:		
<b>a</b>	Average monthly fair market value of securities	<b>1a</b>	1,963,567.
<b>b</b>	Average of monthly cash balances	<b>1b</b>	-206,692.
<b>c</b>	Fair market value of all other assets (see page 25 of the instructions)	<b>1c</b>	NONE
<b>d</b>	<b>Total</b> (add lines 1a, b, and c)	<b>1d</b>	1,756,875.
<b>e</b>	Reduction claimed for blockage or other factors reported on lines 1a and 1c (attach detailed explanation)	<b>1e</b>	
<b>2</b>	Acquisition indebtedness applicable to line 1 assets	<b>2</b>	NONE
<b>3</b>	Subtract line 2 from line 1d	<b>3</b>	1,756,875.
<b>4</b>	Cash deemed held for charitable activities. Enter 1 1/2% of line 3 (for greater amount, see page 25 of the instructions)	<b>4</b>	26,353.
<b>5</b>	<b>Net value of noncharitable-use assets.</b> Subtract line 4 from line 3. Enter here and on Part V, line 4	<b>5</b>	1,730,522.
<b>6</b>	<b>Minimum investment return.</b> Enter 5% of line 5	<b>6</b>	86,526.

**Part XI Distributable Amount** (see page 25 of the instructions) (Section 4942(j)(3) and (j)(5) private operating foundations and certain foreign organizations check here  and do not complete this part.)

<b>1</b>	Minimum investment return from Part X, line 6	<b>1</b>	86,526.
<b>2a</b>	Tax on investment income for 2010 from Part VI, line 5	<b>2a</b>	578.
<b>b</b>	Income tax for 2010. (This does not include the tax from Part VI.)	<b>2b</b>	
<b>c</b>	Add lines 2a and 2b	<b>2c</b>	578.
<b>3</b>	Distributable amount before adjustments Subtract line 2c from line 1	<b>3</b>	85,948.
<b>4</b>	Recoveries of amounts treated as qualifying distributions	<b>4</b>	NONE
<b>5</b>	Add lines 3 and 4	<b>5</b>	85,948.
<b>6</b>	Deduction from distributable amount (see page 25 of the instructions)	<b>6</b>	NONE
<b>7</b>	<b>Distributable amount</b> as adjusted. Subtract line 6 from line 5. Enter here and on Part XIII, line 1	<b>7</b>	85,948.

**Part XII Qualifying Distributions** (see page 25 of the instructions)

<b>1</b>	Amounts paid (including administrative expenses) to accomplish charitable, etc., purposes:		
<b>a</b>	Expenses, contributions, gifts, etc. - total from Part I, column (d), line 26	<b>1a</b>	100,900.
<b>b</b>	Program-related investments - total from Part IX-B	<b>1b</b>	
<b>2</b>	Amounts paid to acquire assets used (or held for use) directly in carrying out charitable, etc., purposes	<b>2</b>	NONE
<b>3</b>	Amounts set aside for specific charitable projects that satisfy the:		
<b>a</b>	Suitability test (prior IRS approval required)	<b>3a</b>	NONE
<b>b</b>	Cash distribution test (attach the required schedule)	<b>3b</b>	NONE
<b>4</b>	<b>Qualifying distributions.</b> Add lines 1a through 3b Enter here and on Part V, line 8, and Part XIII, line 4	<b>4</b>	100,900.
<b>5</b>	Foundations that qualify under section 4940(e) for the reduced rate of tax on net investment income Enter 1% of Part I, line 27b (see page 26 of the instructions)	<b>5</b>	578.
<b>6</b>	<b>Adjusted qualifying distributions.</b> Subtract line 5 from line 4	<b>6</b>	100,322.

**Note:** The amount on line 6 will be used in Part V, column (b), in subsequent years when calculating whether the foundation qualifies for the section 4940(e) reduction of tax in those years

**Part XIII Undistributed Income** (see page 26 of the instructions)

	(a) Corpus	(b) Years prior to 2009	(c) 2009	(d) 2010
1 Distributable amount for 2010 from Part XI, line 7 . . . . .				85,948.
2 Undistributed income, if any, as of the end of 2010				
a Enter amount for 2009 only . . . . .			80,430.	
b Total for prior years 20 <u>08</u> , 20 <u>    </u> , 20 <u>    </u> . . . . .		NONE		
3 Excess distributions carryover, if any, to 2010				
a From 2005 . . . . .	NONE			
b From 2006 . . . . .	NONE			
c From 2007 . . . . .	NONE			
d From 2008 . . . . .	NONE			
e From 2009 . . . . .	NONE			
f Total of lines 3a through e . . . . .	NONE			
4 Qualifying distributions for 2010 from Part XII, line 4 ▶ \$ <u>100,900.</u>				
a Applied to 2009, but not more than line 2a . . . . .			80,430.	
b Applied to undistributed income of prior years (Election required - see page 26 of the instructions) . . . . .		NONE		
c Treated as distributions out of corpus (Election required - see page 26 of the instructions) . . . . .	NONE			
d Applied to 2010 distributable amount . . . . .				20,470.
e Remaining amount distributed out of corpus . . . . .	NONE			
5 Excess distributions carryover applied to 2010 . . . . . (If an amount appears in column (d), the same amount must be shown in column (a) )	NONE			NONE
6 Enter the net total of each column as indicated below:				
a Corpus Add lines 3f, 4c, and 4e Subtract line 5 . . . . .	NONE			
b Prior years' undistributed income Subtract line 4b from line 2b . . . . .		NONE		
c Enter the amount of prior years' undistributed income for which a notice of deficiency has been issued, or on which the section 4942(a) tax has been previously assessed . . . . .		NONE		
d Subtract line 6c from line 6b Taxable amount - see page 27 of the instructions . . . . .		NONE		
e Undistributed income for 2009 Subtract line 4a from line 2a Taxable amount - see page 27 of the instructions . . . . .				
f Undistributed income for 2010 Subtract lines 4d and 5 from line 1 This amount must be distributed in 2011 . . . . .				65,478.
7 Amounts treated as distributions out of corpus to satisfy requirements imposed by section 170(b)(1)(F) or 4942(g)(3) (see page 27 of the instructions) . . . . .	NONE			
8 Excess distributions carryover from 2005 not applied on line 5 or line 7 (see page 27 of the instructions) . . . . .	NONE			
9 Excess distributions carryover to 2011. Subtract lines 7 and 8 from line 6a . . . . .	NONE			
10 Analysis of line 9:				
a Excess from 2006 . . . . .	NONE			
b Excess from 2007 . . . . .	NONE			
c Excess from 2008 . . . . .	NONE			
d Excess from 2009 . . . . .	NONE			
e Excess from 2010 . . . . .	NONE			

**Part XIV Private Operating Foundations** (see page 27 of the instructions and Part VII-A, question 9) **NOT APPLICABLE**

1 a If the foundation has received a ruling or determination letter that it is a private operating foundation, and the ruling is effective for 2010, enter the date of the ruling . . . . .

b Check box to indicate whether the foundation is a private operating foundation described in section 4942(j)(3) or 4942(j)(5)

	Tax year	Prior 3 years			(e) Total
	(a) 2010	(b) 2009	(c) 2008	(d) 2007	
2 a Enter the lesser of the adjusted net income from Part I or the minimum investment return from Part X for each year listed . . . . .					
b 85% of line 2a . . . . .					
c Qualifying distributions from Part XII, line 4 for each year listed . . . . .					
d Amounts included in line 2c not used directly for active conduct of exempt activities . . . . .					
e Qualifying distributions made directly for active conduct of exempt activities Subtract line 2d from line 2c . . . . .					
3 Complete 3a, b, or c for the alternative test relied upon					
a "Assets" alternative test - enter					
(1) Value of all assets . . . . .					
(2) Value of assets qualifying under section 4942(j)(3)(B)(i). . . . .					
b "Endowment" alternative test - enter 2/3 of minimum investment return shown in Part X, line 6 for each year listed . . . . .					
c "Support" alternative test - enter					
(1) Total support other than gross investment income (interest, dividends, rents, payments on securities loans (section 512(a)(5)), or royalties) . . . . .					
(2) Support from general public and 5 or more exempt organizations as provided in section 4942(j)(3)(B)(iii) . . . . .					
(3) Largest amount of support from an exempt organization . . . . .					
(4) Gross investment income . . . . .					

**Part XV Supplementary Information** (Complete this part only if the foundation had \$5,000 or more in assets at any time during the year - see page 28 of the instructions.)

1 **Information Regarding Foundation Managers:**

a List any managers of the foundation who have contributed more than 2% of the total contributions received by the foundation before the close of any tax year (but only if they have contributed more than \$5,000). (See section 507(d)(2).)

N/A

b List any managers of the foundation who own 10% or more of the stock of a corporation (or an equally large portion of the ownership of a partnership or other entity) of which the foundation has a 10% or greater interest

N/A

2 **Information Regarding Contribution, Grant, Gift, Loan, Scholarship, etc., Programs:**

Check here  if the foundation only makes contributions to preselected charitable organizations and does not accept unsolicited requests for funds. If the foundation makes gifts, grants, etc. (see page 28 of the instructions) to individuals or organizations under other conditions, complete items 2a, b, c, and d.

a The name, address, and telephone number of the person to whom applications should be addressed:

b The form in which applications should be submitted and information and materials they should include:

c Any submission deadlines:

d Any restrictions or limitations on awards, such as by geographical areas, charitable fields, kinds of institutions, or other factors:

**Part XV Supplementary Information (continued)**

**3 Grants and Contributions Paid During the Year or Approved for Future Payment**

Recipient Name and address (home or business)	If recipient is an individual, show any relationship to any foundation manager or substantial contributor	Foundation status of recipient	Purpose of grant or contribution	Amount
<p>a <i>Paid during the year</i></p> <p>SEE STATEMENT 10</p>				
<b>Total</b> .....				97,072.
<p>b <i>Approved for future payment</i></p>				
<b>Total</b> .....				3b

Part XVI-A Analysis of Income-Producing Activities

Enter gross amounts unless otherwise indicated.

Table with 5 columns: (a) Business code, (b) Amount, (c) Exclusion code, (d) Amount, (e) Related or exempt function income. Rows include Program service revenue, Membership dues and assessments, Dividends and interest from securities, etc.

(See worksheet in line 13 instructions on page 29 to verify calculations )

Part XVI-B Relationship of Activities to the Accomplishment of Exempt Purposes

Table with 2 columns: Line No., Explain below how each activity for which income is reported in column (e) of Part XVI-A contributed importantly to the accomplishment of the foundation's exempt purposes (other than by providing funds for such purposes). (See page 29 of the instructions )

NOT APPLICABLE



**FORM 990-PF - PART IV  
CAPITAL GAINS AND LOSSES FOR TAX ON INVESTMENT INCOME**

Kind of Property		Description				P or D	Date acquired	Date sold
Gross sale price less expenses of sale	Depreciation allowed/ allowable	Cost or other basis	FMV as of 12/31/69	Adj basis as of 12/31/69	Excess of FMV over adj basis		Gain or (loss)	
		TOTAL SHORT-TERM COMMON TRUST FUND AND PARTNERSHIP, S CORPORATION, AND OTHER ESTATES OR TRUST GAIN OR LOSS					-1,150.	
		TOTAL LONG-TERM CAPITAL GAIN DIVIDENDS					9,876.	
10,307.00		230. GILEAD SCIENCES INC PROPERTY TYPE: SECURITIES 10,666.00					12/23/2009 -359.00	01/07/2010
3,841.00		25. GOLDMAN SACHS GROUP INC PROPERTY TYPE: SECURITIES 5,424.00					07/10/2007 -1,583.00	02/10/2010
12,272.00		285. ILLINOIS TOOL WORKS PROPERTY TYPE: SECURITIES 15,951.00					12/13/2007 -3,679.00	02/10/2010
6,888.00		245. MICROSOFT CORP PROPERTY TYPE: SECURITIES 7,228.00					08/02/2007 -340.00	02/10/2010
49,000.00		4487.179 PIMCO TOTAL RETURN FUND - CLASS PROPERTY TYPE: SECURITIES 49,225.00					02/01/2010 -225.00	02/10/2010
10,433.00		165. SCHLUMBERGER LTD PROPERTY TYPE: SECURITIES 15,165.00					08/02/2007 -4,732.00	02/10/2010
6,888.00		140. TRAVELERS COS INC PROPERTY TYPE: SECURITIES 7,354.00					06/25/2007 -466.00	02/10/2010
5,850.00		339.327 AMERICAN CENTURY HERITAGE FUND - PROPERTY TYPE: SECURITIES 5,212.00					11/13/2009 638.00	03/18/2010
1,216.00		25. EMERSON ELEC CO W/1 RT/SH PROPERTY TYPE: SECURITIES 1,173.00					06/27/2007 43.00	03/18/2010

**FORM 990-PF - PART IV  
CAPITAL GAINS AND LOSSES FOR TAX ON INVESTMENT INCOME**

Kind of Property		Description				P or D	Date acquired	Date sold
Gross sale price less expenses of sale	Depreciation allowed/ allowable	Cost or other basis	FMV as of 12/31/69	Adj basis as of 12/31/69	Excess of FMV over adj basis		Gain or (loss)	
3,414.00		65. HEWLETT PACKARD PROPERTY TYPE: SECURITIES 2,927.00					06/27/2007	03/18/2010
						487.00		
3,471.00		80. JP MORGAN CHASE & CO PROPERTY TYPE: SECURITIES 3,902.00					06/27/2007	03/18/2010
						-431.00		
2,239.00		30. NIKE INC CL B PROPERTY TYPE: SECURITIES 1,955.00					12/13/2007	03/18/2010
						284.00		
10,000.00		340.483 OPPENHEIMER DEVELOPING MARKET FU PROPERTY TYPE: SECURITIES 7,499.00					12/08/2009	03/18/2010
						2,501.00		
6,300.00		333.157 ROYCE SPECIAL EQUITY FUND PROPERTY TYPE: SECURITIES 4,434.00					12/26/2008	03/18/2010
						1,866.00		
21,000.00		1903.898 PIMCO TOTAL RETURN FUND - CLASS PROPERTY TYPE: SECURITIES 20,416.00					03/01/2010	04/01/2010
						584.00		
25,675.00		1908.935 TEMPLETON GLOBAL BOND FUND CLAS PROPERTY TYPE: SECURITIES 23,877.00					03/18/2010	04/01/2010
						1,798.00		
13,325.00		990.693 TEMPLETON GLOBAL BOND FUND CLASS PROPERTY TYPE: SECURITIES 11,079.00					01/20/2009	04/01/2010
						2,246.00		
10,493.00		65. GOLDMAN SACHS GROUP INC PROPERTY TYPE: SECURITIES 13,636.00					08/02/2007	04/16/2010
						-3,143.00		
15,000.00		808.19 AMERICAN CENTURY HERITAGE FUND - PROPERTY TYPE: SECURITIES 12,414.00					11/13/2009	04/23/2010
						2,586.00		
3,660.00		100. DISNEY WALT HOLDING CO NEW PROPERTY TYPE: SECURITIES 3,420.00					06/27/2007	04/23/2010
						240.00		

**FORM 990-PF - PART IV  
CAPITAL GAINS AND LOSSES FOR TAX ON INVESTMENT INCOME**

Kind of Property		Description				P or D	Date acquired	Date sold
Gross sale price less expenses of sale	Depreciation allowed/ allowable	Cost or other basis	FMV as of 12/31/69	Adj basis as of 12/31/69	Excess of FMV over adj basis		Gain or (loss)	
5,484.00		70. GENERAL DYNAMICS W/1 RT/SH PROPERTY TYPE: SECURITIES 5,518.00					06/25/2007	04/23/2010 -34.00
4,017.00		75. HEWLETT PACKARD PROPERTY TYPE: SECURITIES 3,377.00					06/27/2007	04/23/2010 640.00
1,826.00		168.579 HUNTINGTON INTL EQUITY FUND IV PROPERTY TYPE: SECURITIES 1,679.00					12/31/2009	04/23/2010 147.00
11,174.00		1031.79 HUNTINGTON INTL EQUITY FUND IV PROPERTY TYPE: SECURITIES 7,834.00					04/03/2009	04/23/2010 3,340.00
2,940.00		95. MICROSOFT CORP PROPERTY TYPE: SECURITIES 2,801.00					06/25/2007	04/23/2010 139.00
3,835.00		45. OCCIDENTAL PETROLEUM CORP PROPERTY TYPE: SECURITIES 3,258.00					12/13/2007	04/23/2010 577.00
5,000.00		164.312 OPPENHEIMER DEVELOPING MARKET FU PROPERTY TYPE: SECURITIES 3,582.00					06/25/2009	04/23/2010 1,418.00
8,000.00		404.858 ROYCE SPECIAL EQUITY FUND PROPERTY TYPE: SECURITIES 5,389.00					12/26/2008	04/23/2010 2,611.00
2,164.00		85. AT&T INC PROPERTY TYPE: SECURITIES 3,144.00					10/17/2008	05/19/2010 -980.00
1,555.00		30. FPL GROUP INC W/1 RT/SH PROPERTY TYPE: SECURITIES 1,739.00					06/25/2007	05/19/2010 -184.00
27,700.00		2858.617 HUNTINGTON INTL EQUITY FUND IV PROPERTY TYPE: SECURITIES 21,697.00					01/29/2009	05/19/2010 6,003.00

**FORM 990-PF - PART IV  
CAPITAL GAINS AND LOSSES FOR TAX ON INVESTMENT INCOME**

Kind of Property		Description				P or D	Date acquired	Date sold
Gross sale price less expenses of sale	Depreciation allowed/ allowable	Cost or other basis	FMV as of 12/31/69	Adj basis as of 12/31/69	Excess of FMV over adj basis		Gain or (loss)	
1,880.00		45. MEDTRONIC INC W/1 RT/SH PROPERTY TYPE: SECURITIES 2,124.00					03/10/2008	05/19/2010 -244.00
2,930.00		90. MERCK & CO INC PROPERTY TYPE: SECURITIES 4,359.00					06/25/2007	05/19/2010 -1,429.00
15,900.00		577.762 OPPENHEIMER DEVELOPING MARKET FU PROPERTY TYPE: SECURITIES 12,595.00					06/25/2009	05/19/2010 3,305.00
40,000.00		3590.664 PIMCO TOTAL RETURN FUND - CLASS PROPERTY TYPE: SECURITIES 39,787.00					05/01/2010	05/19/2010 213.00
2,969.00		45. PEPSICO INC PROPERTY TYPE: SECURITIES 2,925.00					06/25/2007	05/19/2010 44.00
2,521.00		40. PROCTER & GAMBLE CO PROPERTY TYPE: SECURITIES 2,454.00					06/27/2007	05/19/2010 67.00
27,700.00		1177.22 THORNBURG INTERNATIONAL VALUE - PROPERTY TYPE: SECURITIES 30,153.00					03/26/2010	05/19/2010 -2,453.00
11,270.00		225. TRAVELERS COS INC PROPERTY TYPE: SECURITIES 11,890.00					04/23/2010	05/19/2010 -620.00
1,753.00		35. TRAVELERS COS INC PROPERTY TYPE: SECURITIES 1,839.00					06/25/2007	05/19/2010 -86.00
2,000.00		120.627 AMERICAN CENTURY HERITAGE FUND - PROPERTY TYPE: SECURITIES 2,004.00					05/19/2010	06/22/2010 -4.00
2,000.00		146.413 HUNTINGTON MID CORP AMERICA FD I PROPERTY TYPE: SECURITIES 2,035.00					05/19/2010	06/22/2010 -35.00

**FORM 990-PF - PART IV  
CAPITAL GAINS AND LOSSES FOR TAX ON INVESTMENT INCOME**

Kind of Property		Description				P or D	Date acquired	Date sold
Gross sale price less expenses of sale	Depreciation allowed/ allowable	Cost or other basis	FMV as of 12/31/69	Adj basis as of 12/31/69	Excess of FMV over adj basis		Gain or (loss)	
5,500.00		552.209 HUNTINGTON INTL EQUITY FUND IV PROPERTY TYPE: SECURITIES 4,191.00					01/29/2009	06/22/2010
						1,309.00		
2,000.00		100.15 JANUS PERKINS MID CAP VALUE FUND PROPERTY TYPE: SECURITIES 2,039.00					05/19/2010	06/22/2010
						-39.00		
3,000.00		102.669 OPPENHEIMER DEVELOPING MARKET FU PROPERTY TYPE: SECURITIES 2,238.00					06/25/2009	06/22/2010
						762.00		
5,500.00		223.759 THORNBURG INTERNATIONAL VALUE - PROPERTY TYPE: SECURITIES 5,724.00					11/13/2009	06/22/2010
						-224.00		
5,000.00		327.011 AMERICAN CENTURY HERITAGE FUND - PROPERTY TYPE: SECURITIES 5,432.00					05/19/2010	07/02/2010
						-432.00		
4,000.00		419.727 HUNTINGTON INTL EQUITY FUND IV PROPERTY TYPE: SECURITIES 3,186.00					01/29/2009	07/02/2010
						814.00		
4,000.00		172.712 THORNBURG INTERNATIONAL VALUE - PROPERTY TYPE: SECURITIES 4,418.00					11/13/2009	07/02/2010
						-418.00		
50,000.00		50000. FHLB 5.55% 07/20/2012-2010 PROPERTY TYPE: SECURITIES 50,000.00					07/13/2007	07/20/2010
3,000.00		175.439 AMERICAN CENTURY HERITAGE FUND - PROPERTY TYPE: SECURITIES 2,914.00					05/19/2010	08/06/2010
						86.00		
2,335.00		40. BALL CORP W/1 RT/SH PROPERTY TYPE: SECURITIES 2,079.00					12/23/2009	08/06/2010
						256.00		
9,368.00		210. BAXTER INTL INC W/1 RT/SH PROPERTY TYPE: SECURITIES 12,350.00					03/18/2010	08/06/2010
						-2,982.00		

**FORM 990-PF - PART IV  
CAPITAL GAINS AND LOSSES FOR TAX ON INVESTMENT INCOME**

Kind of Property		Description				P or D	Date acquired	Date sold
Gross sale price less expenses of sale	Depreciation allowed/ allowable	Cost or other basis	FMV as of 12/31/69	Adj basis as of 12/31/69	Excess of FMV over adj basis		Gain or (loss)	
1,939.00		30. CANADIAN NATL RAILWAY COM PROPERTY TYPE: SECURITIES 1,733.00					05/19/2010	08/06/2010 206.00
3,604.00		100. CENTURYTEL INC PROPERTY TYPE: SECURITIES 3,554.00					02/10/2010	08/06/2010 50.00
2,909.00		55. CHUBB CORP W/1 RT/SH PROPERTY TYPE: SECURITIES 3,012.00					07/06/2007	08/06/2010 -103.00
1,984.00		35. CONOCOPHILLIPS PROPERTY TYPE: SECURITIES 1,699.00					02/10/2010	08/06/2010 285.00
2,232.00		45. EMERSON ELEC CO W/1 RT/SH PROPERTY TYPE: SECURITIES 2,111.00					06/27/2007	08/06/2010 121.00
4,140.00		125. GENERAL MILLS INC W/1 RT/SH PROPERTY TYPE: SECURITIES 3,631.00					07/06/2007	08/06/2010 509.00
8,000.00		578.453 HUNTINGTON MID CORP AMERICA FD I PROPERTY TYPE: SECURITIES 8,041.00					05/19/2010	08/06/2010 -41.00
10,000.00		945.18 HUNTINGTON INTL EQUITY FUND IV PROPERTY TYPE: SECURITIES 7,174.00					01/29/2009	08/06/2010 2,826.00
10,000.00		605.326 HUNTINGTON SITUS FUND III PROPERTY TYPE: SECURITIES 10,151.00					05/19/2010	08/06/2010 -151.00
9,000.00		445.986 JANUS PERKINS MID CAP VALUE FUND PROPERTY TYPE: SECURITIES 8,933.00					05/19/2010	08/06/2010 67.00
2,908.00		100. JOHNSON CTLS INC W/1 RT/SH PROPERTY TYPE: SECURITIES 3,124.00					09/24/2008	08/06/2010 -216.00

**FORM 990-PF - PART IV  
CAPITAL GAINS AND LOSSES FOR TAX ON INVESTMENT INCOME**

Kind of Property		Description				P or D	Date acquired	Date sold
Gross sale price less expenses of sale	Depreciation allowed/ allowable	Cost or other basis	FMV as of 12/31/69	Adj basis as of 12/31/69	Excess of FMV over adj basis		Gain or (loss)	
2,110.00		30. MCDONALDS CORP W/1 RT/SH PROPERTY TYPE: SECURITIES 2,093.00					05/19/2010	08/06/2010 17.00
2,186.00		30. NIKE INC CL B PROPERTY TYPE: SECURITIES 1,955.00					12/13/2007	08/06/2010 231.00
4,541.00		60. OCCIDENTAL PETROLEUM CORP PROPERTY TYPE: SECURITIES 4,344.00					12/13/2007	08/06/2010 197.00
6,500.00		210.084 OPPENHEIMER DEVELOPING MARKET FU PROPERTY TYPE: SECURITIES 4,580.00					06/25/2009	08/06/2010 1,920.00
1,956.00		30. PEPSICO INC PROPERTY TYPE: SECURITIES 1,950.00					06/25/2007	08/06/2010 6.00
2,174.00		25. PRAXAIR INC PROPERTY TYPE: SECURITIES 2,090.00					11/13/2009	08/06/2010 84.00
1,777.00		30. PROCTER & GAMBLE CO PROPERTY TYPE: SECURITIES 1,840.00					06/27/2007	08/06/2010 -63.00
2,024.00		35. PRUDENTIAL FINANCIAL INC PROPERTY TYPE: SECURITIES 3,407.00					06/25/2007	08/06/2010 -1,383.00
4,000.00		223.09 ROYCE SPECIAL EQUITY FUND PROPERTY TYPE: SECURITIES 4,116.00					05/19/2010	08/06/2010 -116.00
2,561.00		50. SEMPRA ENERGY PROPERTY TYPE: SECURITIES 2,602.00					11/13/2009	08/06/2010 -41.00
16,241.00		645. TEXAS INSTR INC W/1 RT/SH PROPERTY TYPE: SECURITIES 16,559.00					12/23/2009	08/06/2010 -318.00

**FORM 990-PF - PART IV  
CAPITAL GAINS AND LOSSES FOR TAX ON INVESTMENT INCOME**

Kind of Property		Description				P or D	Date acquired	Date sold
Gross sale price less expenses of sale	Depreciation allowed/ allowable	Cost or other basis	FMV as of 12/31/69	Adj basis as of 12/31/69	Excess of FMV over adj basis		Gain or (loss)	
10,000.00		391.083 THORNBURG INTERNATIONAL VALUE - PROPERTY TYPE: SECURITIES 10,004.00					11/13/2009	08/06/2010
						-4.00		
3,019.00		35. 3M CO PROPERTY TYPE: SECURITIES 2,884.00					05/19/2010	08/06/2010
						135.00		
4,705.00		95. TRAVELERS COS INC PROPERTY TYPE: SECURITIES 4,972.00					04/16/2010	08/06/2010
						-267.00		
9,813.00		50000. LEHMAN BROTHERS HOLDINGS (IN DEFA PROPERTY TYPE: SECURITIES 50,609.00					03/18/2004	08/19/2010
						-40,796.00		
11,000.00		611.111 AMERICAN CENTURY HERITAGE FUND - PROPERTY TYPE: SECURITIES 9,737.00					05/19/2010	09/22/2010
						1,263.00		
2,416.00		25. APACHE CORP W/1 RT/SH PROPERTY TYPE: SECURITIES 2,333.00					05/19/2010	09/22/2010
						83.00		
966.00		10. APACHE CORP W/1 RT/SH PROPERTY TYPE: SECURITIES 803.00					08/02/2007	09/22/2010
						163.00		
1,486.00		25. BALL CORP W/1 RT/SH PROPERTY TYPE: SECURITIES 1,299.00					12/23/2009	09/22/2010
						187.00		
1,286.00		20. CANADIAN NATL RAILWAY COM PROPERTY TYPE: SECURITIES 1,155.00					05/19/2010	09/22/2010
						131.00		
2,572.00		40. CANADIAN NATL RAILWAY COM PROPERTY TYPE: SECURITIES 1,960.00					12/13/2007	09/22/2010
						612.00		
1,179.00		30. CENTURYTEL INC PROPERTY TYPE: SECURITIES 1,044.00					02/10/2010	09/22/2010
						135.00		

**FORM 990-PF - PART IV  
CAPITAL GAINS AND LOSSES FOR TAX ON INVESTMENT INCOME**

Kind of Property		Description				P or D	Date acquired	Date sold
Gross sale price less expenses of sale	Depreciation allowed/ allowable	Cost or other basis	FMV as of 12/31/69	Adj basis as of 12/31/69	Excess of FMV over adj basis		Gain or (loss)	
5,169.00		100. EMERSON ELEC CO W/1 RT/SH PROPERTY TYPE: SECURITIES 4,435.00					09/29/2008	09/22/2010 734.00
1,844.00		30. EXXON MOBIL CORP PROPERTY TYPE: SECURITIES 2,763.00					12/13/2007	09/22/2010 -919.00
5,000.00		353.857 HUNTINGTON MID CORP AMERICA FD I PROPERTY TYPE: SECURITIES 4,919.00					05/19/2010	09/22/2010 81.00
		.03 HUNTINGTON INTL EQUITY FUND IV PROPERTY TYPE: SECURITIES					08/26/2010	09/22/2010
9,000.00		833.303 HUNTINGTON INTL EQUITY FUND IV PROPERTY TYPE: SECURITIES 6,325.00					01/29/2009	09/22/2010 2,675.00
3,500.00		210.337 HUNTINGTON SITUS FUND III PROPERTY TYPE: SECURITIES 3,527.00					05/19/2010	09/22/2010 -27.00
3,411.00		85. JP MORGAN CHASE & CO PROPERTY TYPE: SECURITIES 4,146.00					06/27/2007	09/22/2010 -735.00
2,259.00		30. MCDONALDS CORP W/1 RT/SH PROPERTY TYPE: SECURITIES 2,093.00					05/19/2010	09/22/2010 166.00
2,314.00		30. NIKE INC CL B PROPERTY TYPE: SECURITIES 1,955.00					12/13/2007	09/22/2010 359.00
4,179.00		155. ORACLE CORPORATION W/1 RT/SH PROPERTY TYPE: SECURITIES 3,063.00					07/10/2007	09/22/2010 1,116.00
6,000.00		183.206 OPPENHEIMER DEVELOPING MARKET FU PROPERTY TYPE: SECURITIES 3,994.00					06/25/2009	09/22/2010 2,006.00

**FORM 990-PF - PART IV  
CAPITAL GAINS AND LOSSES FOR TAX ON INVESTMENT INCOME**

Kind of Property		Description				P or D	Date acquired	Date sold
Gross sale price less expenses of sale	Depreciation allowed/ allowable	Cost or other basis	FMV as of 12/31/69	Adj basis as of 12/31/69	Excess of FMV over adj basis		Gain or (loss)	
3,500.00		194.229 ROYCE SPECIAL EQUITY FUND PROPERTY TYPE: SECURITIES 3,584.00					05/19/2010	09/22/2010 -84.00
5,000.00		189.107 THORNBURG INTERNATIONAL VALUE - PROPERTY TYPE: SECURITIES 4,837.00					11/13/2009	09/22/2010 163.00
4,170.00		100. ACCENTURE PLC CL A PROPERTY TYPE: SECURITIES 4,184.00					07/10/2007	09/22/2010 -14.00
6,960.00		376.834 AMERICAN CENTURY HERITAGE FUND - PROPERTY TYPE: SECURITIES 5,788.00					11/13/2009	09/29/2010 1,172.00
6,940.00		375.738 AMERICAN CENTURY HERITAGE FUND - PROPERTY TYPE: SECURITIES 4,171.00					01/23/2009	09/29/2010 2,769.00
10,200.00		709.319 HUNTINGTON MID CORP AMERICA FD I PROPERTY TYPE: SECURITIES 9,860.00					05/19/2010	09/29/2010 340.00
15,200.00		1388.128 HUNTINGTON INTL EQUITY FUND IV PROPERTY TYPE: SECURITIES 10,536.00					01/29/2009	09/29/2010 4,664.00
4,432.00		257.682 HUNTINGTON SITUS FUND III PROPERTY TYPE: SECURITIES 4,321.00					05/19/2010	09/29/2010 111.00
3,468.00		201.62 HUNTINGTON SITUS FUND III PROPERTY TYPE: SECURITIES 2,188.00					05/29/2009	09/29/2010 1,280.00
8,400.00		406.583 JANUS PERKINS MID CAP VALUE FUND PROPERTY TYPE: SECURITIES 7,884.00					11/13/2009	09/29/2010 516.00
9,300.00		279.112 OPPENHEIMER DEVELOPING MARKET FU PROPERTY TYPE: SECURITIES 6,085.00					06/25/2009	09/29/2010 3,215.00

**FORM 990-PF - PART IV  
CAPITAL GAINS AND LOSSES FOR TAX ON INVESTMENT INCOME**

Kind of Property		Description				P or D	Date acquired	Date sold
Gross sale price less expenses of sale	Depreciation allowed/ allowable	Cost or other basis	FMV as of 12/31/69	Adj basis as of 12/31/69	Excess of FMV over adj basis		Gain or (loss)	
299.00		16.285 ROYCE SPECIAL EQUITY FUND PROPERTY TYPE: SECURITIES 300.00					05/19/2010	09/29/2010 -1.00
8,501.00		463.279 ROYCE SPECIAL EQUITY FUND PROPERTY TYPE: SECURITIES 6,166.00					12/26/2008	09/29/2010 2,335.00
12,700.00		475.299 THORNBURG INTERNATIONAL VALUE - PROPERTY TYPE: SECURITIES 12,169.00					09/24/2010	09/29/2010 531.00
50,000.00		50000. FHLB 3.2% 10/28/2010-2008 PROPERTY TYPE: SECURITIES 50,000.00					04/16/2008	10/28/2010
2,888.00		50. EMERSON ELEC CO W/1 RT/SH PROPERTY TYPE: SECURITIES 1,920.00					09/29/2008	12/14/2010 968.00
1,282.00		15. 3M CO PROPERTY TYPE: SECURITIES 1,181.00					02/10/2010	12/14/2010 101.00
TOTAL GAIN (LOSS) .....							----- 7,859. =====	

FORM 990PF, PART I - DIVIDENDS AND INTEREST FROM SECURITIES  
 =====

DESCRIPTION	REVENUE AND EXPENSES PER BOOKS	NET INVESTMENT INCOME
-----	-----	-----
AT&T INC	323.	323.
APACHE CORP W/1 RT/SH	74.	74.
BALL CORP W/1 RT/SH	60.	60.
BAXTER INTL INC W/1 RT/SH	113.	113.
BRISTOL MYERS SQUIBB CO	85.	85.
CANADIAN NATL RAILWAY COM	239.	239.
CENTURYTEL INC	689.	689.
CHUBB CORP W/1 RT/SH	390.	390.
COLGATE PALMOLIVE	135.	135.
CONOCOPHILLIPS	475.	475.
DISNEY WALT HOLDING CO NEW	156.	156.
EMERSON ELEC CO W/1 RT/SH	450.	450.
EXXON MOBIL CORP	309.	309.
FPL GROUP INC W/1 RT/SH	75.	75.
FHLB 5.55% 07/20/2012-2010	2,775.	2,775.
FHLB 3.2% 10/28/2010-2008	1,600.	1,600.
GENERAL DYNAMICS W/1 RT/SH	359.	359.
GENERAL MILLS INC W/1 RT/SH	406.	406.
GOLDMAN SACHS GROUP INC	23.	23.
HEWLETT PACKARD	142.	142.
HUNTINGTON MID CORP AMERICA FD IV	29.	29.
HUNTINGTON INTL EQUITY FUND IV	682.	682.
ILLINOIS TOOL WORKS	88.	88.
JP MORGAN CHASE & CO	63.	63.
JANUS PERKINS MID CAP VALUE FUND - CLASS	494.	494.
JOHNSON CTLS INC W/1 RT/SH	218.	218.
MCDONALDS CORP W/1 RT/SH	265.	265.
MEDTRONIC INC W/1 RT/SH	289.	289.
MERCK & CO INC	783.	783.
MICROSOFT CORP	311.	311.
MOLSON COORS BREWING CO B	178.	178.
HUNTINGTON CONSERVATIVE DEPOSIT ACCOUNT	197.	197.
BLE892 680W 05/04/2011 20:11:24		

FORM 990PF, PART I - DIVIDENDS AND INTEREST FROM SECURITIES  
 =====

DESCRIPTION	REVENUE AND EXPENSES PER BOOKS	NET INVESTMENT INCOME
NEXTERA ENERGY INC	180.	180.
NIKE INC CL B	242.	242.
OCCIDENTAL PETROLEUM CORP	292.	292.
ORACLE CORPORATION W/1 RT/SH	130.	130.
OPPENHEIMER DEVELOPING MARKET FUND - CLA	80.	80.
PIMCO TOTAL RETURN FUND - CLASS A	27,853.	27,853.
PEPSICO INC	398.	398.
PRAXAIR INC	185.	185.
PROCTER & GAMBLE CO	390.	390.
PRUDENTIAL FINANCIAL INC	219.	219.
ROYCE SPECIAL EQUITY FUND	193.	193.
SPDR REGIONAL BANKING	145.	145.
SCHLUMBERGER LTD	35.	35.
SEMPRA ENERGY	240.	240.
TEMPLETON GLOBAL BOND FUND CLASS A	7,421.	7,421.
TEVA PHARMACEUTICAL INDS ADR	214.	214.
TEXAS INSTR INC W/1 RT/SH	232.	232.
THORNBURG INTERNATIONAL VALUE - I SHARES 3M CO	1,206.	1,206.
TRAVELERS COS INC	326.	326.
ACCENTURE PLC CL A	312.	312.
NOBLE CORP	310.	310.
HUNTINGTON EQUITY PROTECTION STRATEGIC C	234.	234.
	271.	271.
TOTAL	53,583.	53,583.

FORM 990PF, PART I - ACCOUNTING FEES  
=====

DESCRIPTION	REVENUE AND EXPENSES PER BOOKS	NET INVESTMENT INCOME	ADJUSTED NET INCOME	CHARITABLE PURPOSES
TAX PREPARATION FEE (NON-ALLOC	400.			400.
TOTALS	400.	NONE	NONE	400.

FORM 990PF, PART I - TAXES

=====

DESCRIPTION	REVENUE AND EXPENSES PER BOOKS	NET INVESTMENT INCOME	CHARITABLE PURPOSES
-----	-----	-----	-----
FOREIGN TAXES	56.	56.	
OTHER TAXES	200.		
FEDERAL ESTIMATES - PRINCIPAL	362.		200.
FOREIGN TAXES ON QUALIFIED FOR	297.	297.	
FOREIGN TAXES ON NONQUALIFIED	93.	93.	
	-----	-----	-----
TOTALS	1,008.	446.	200.
	=====	=====	=====

WILLIAM T. PERRY CHARITABLE TRUST 7220000533

31-6018719

FORM 990PF, PART II - OTHER INVESTMENTS

=====

DESCRIPTION	COST/ FMV		ENDING FMV
	C	OR F	
SCHEDULE ATTACHED	C		2,084,801.
INCOME CASH	C		-237,430.
TOTALS			1,847,371.

ENDING BOOK VALUE	ENDING FMV
1,833,493.	2,084,801.
-239,041.	-237,430.
1,594,452.	1,847,371.

FORM 990PF, PART III - OTHER DECREASES IN NET WORTH OR FUND BALANCES

=====

DESCRIPTION -----	AMOUNT -----
NET INCOME BETWEEN TAX YEARS	512.
TOTAL	----- 512. =====

-----  
 STATE(S) WHERE THE FOUNDATION IS REGISTERED  
 =====  
 OH

FORM 990PF, PART VIII - LIST OF OFFICERS, DIRECTORS, AND TRUSTEES  
=====

OFFICER NAME:

HUNTINGTON BANK

ADDRESS:

422 MAIN ST  
ZANESVILLE, OH 43702

TITLE:

TRUSTEE

AVERAGE HOURS PER WEEK DEVOTED TO POSITION: 2

COMPENSATION ..... 6,456.

TOTAL COMPENSATION: 6,456.  
=====

RECIPIENT NAME:  
GENESIS HEALTHCARE FOUNDATION  
ATTN: PAUL MCCLELLAND  
ADDRESS:  
1135 MAPLE AVENUE  
ZANESVILLE, OH 43701-1407  
RELATIONSHIP:  
NONE  
PURPOSE OF GRANT:  
GENERAL OPERATING FUND  
FOUNDATION STATUS OF RECIPIENT:  
PUBLIC  
AMOUNT OF GRANT PAID ..... 24,268.

RECIPIENT NAME:  
HELEN PURCELL HOME  
ATTN: MELISSA BEST  
ADDRESS:  
1854 NORWOOD BLVD  
ZANESVILLE, OH 43701-2340  
RELATIONSHIP:  
NONE  
PURPOSE OF GRANT:  
GENERAL OPERATING FUND  
FOUNDATION STATUS OF RECIPIENT:  
PRIVATE  
AMOUNT OF GRANT PAID ..... 24,268.

RECIPIENT NAME:  
FIRST BAPTIST CHURCH  
ATTN: PASTOR JOE SEESE  
ADDRESS:  
105 S. SIXTH STREET  
ZANESVILLE, OH 43701-3608  
RELATIONSHIP:  
NONE  
PURPOSE OF GRANT:  
GENERAL OPERATING FUND  
FOUNDATION STATUS OF RECIPIENT:  
PUBLIC  
AMOUNT OF GRANT PAID ..... 24,268.

=====

RECIPIENT NAME:

WOMEN'S BENEVOLENT SOC.

TANYA P. STURTZ

ADDRESS:

1820 ASPEN DRIVE

ZANESVILLE, OH 43701

RELATIONSHIP:

NONE

PURPOSE OF GRANT:

GENERAL OPERATING FUND

FOUNDATION STATUS OF RECIPIENT:

PRIVATE

AMOUNT OF GRANT PAID ..... 24,268.

TOTAL GRANTS PAID:

97,072.

=====

Description	Date Acquired	Date Sold	Gross Sales Price	Cost or Other Basis	Short-term Gain/Loss
<b>CAPITAL GAINS (LOSSES) HELD FOR INVESTMENT PURPOSES</b>					
230. GILEAD SCIENCES INC	12/23/2009	01/07/2010	10,307.00	10,666.00	-359.00
4487.179 PIMCO TOTAL					
RETURN FUND - CLASS A	02/01/2010	02/10/2010	49,000.00	49,225.00	-225.00
339.327 AMERICAN CENTURY					
HERITAGE FUND - INVESTO	11/13/2009	03/18/2010	5,850.00	5,212.00	638.00
340.483 OPPENHEIMER					
DEVELOPING MARKET FUND - CLA	12/08/2009	03/18/2010	10,000.00	7,499.00	2,501.00
1903.898 PIMCO TOTAL					
RETURN FUND - CLASS A	03/01/2010	04/01/2010	21,000.00	20,416.00	584.00
1908.935 TEMPLETON GLOBAL					
BOND FUND CLASS A	03/18/2010	04/01/2010	25,675.00	23,877.00	1,798.00
808.19 AMERICAN CENTURY					
HERITAGE FUND - INVESTO	11/13/2009	04/23/2010	15,000.00	12,414.00	2,586.00
168.579 HUNTINGTON INTL	12/31/2009	04/23/2010	1,826.00	1,679.00	147.00
164.312 OPPENHEIMER					
DEVELOPING MARKET FUND - CLA	06/25/2009	04/23/2010	5,000.00	3,582.00	1,418.00
577.762 OPPENHEIMER					
DEVELOPING MARKET FUND - CLA	06/25/2009	05/19/2010	15,900.00	12,595.00	3,305.00
3590.664 PIMCO TOTAL					
RETURN FUND - CLASS A	05/01/2010	05/19/2010	40,000.00	39,787.00	213.00
1177.22 THORNBURG					
INTERNATIONAL VALUE - I SHARES	03/26/2010	05/19/2010	27,700.00	30,153.00	-2,453.00
225. TRAVELERS COS INC	04/23/2010	05/19/2010	11,270.00	11,890.00	-620.00
120.627 AMERICAN CENTURY					
HERITAGE FUND - INVESTO	05/19/2010	06/22/2010	2,000.00	2,004.00	-4.00
146.413 HUNTINGTON MID	05/19/2010	06/22/2010	2,000.00	2,035.00	-35.00
100.15 JANUS PERKINS MID					
CAP VALUE FUND - CLASS	05/19/2010	06/22/2010	2,000.00	2,039.00	-39.00
102.669 OPPENHEIMER					
DEVELOPING MARKET FUND - CLA	06/25/2009	06/22/2010	3,000.00	2,238.00	762.00
223.759 THORNBURG					
INTERNATIONAL VALUE - I SHARES	11/13/2009	06/22/2010	5,500.00	5,724.00	-224.00
<b>Totals</b>					

WILLIAM T. PERRY CHARITABLE TRUST 7220000533  
 Schedule D Detail of Short-term Capital Gains and Losses

31-6018719

Description	Date Acquired	Date Sold	Gross Sales Price	Cost or Other Basis	Short-term Gain/Loss
327.011 AMERICAN CENTURY					
HERITAGE FUND - INVESTO	05/19/2010	07/02/2010	5,000.00	5,432.00	-432.00
172.712 THORNBURG					
INTERNATIONAL VALUE - I SHARES	11/13/2009	07/02/2010	4,000.00	4,418.00	-418.00
175.439 AMERICAN CENTURY					
HERITAGE FUND - INVESTO	05/19/2010	08/06/2010	3,000.00	2,914.00	86.00
40. BALL CORP W/1 RT/SH	12/23/2009	08/06/2010	2,335.00	2,079.00	256.00
210. BAXTER INTL INC W/1	03/18/2010	08/06/2010	9,368.00	12,350.00	-2,982.00
30. CANADIAN NATL RAILWAY	05/19/2010	08/06/2010	1,939.00	1,733.00	206.00
100. CENTURYTEL INC	02/10/2010	08/06/2010	3,604.00	3,554.00	50.00
35. CONOCOPHILLIPS	02/10/2010	08/06/2010	1,984.00	1,699.00	285.00
578.453 HUNTINGTON MID	05/19/2010	08/06/2010	8,000.00	8,041.00	-41.00
605.326 HUNTINGTON SITUS	05/19/2010	08/06/2010	10,000.00	10,151.00	-151.00
445.986 JANUS PERKINS MID					
CAP VALUE FUND - CLASS	05/19/2010	08/06/2010	9,000.00	8,933.00	67.00
30. MCDONALDS CORP W/1	05/19/2010	08/06/2010	2,110.00	2,093.00	17.00
25. PRAXAIR INC	11/13/2009	08/06/2010	2,174.00	2,090.00	84.00
223.09 ROYCE SPECIAL	05/19/2010	08/06/2010	4,000.00	4,116.00	-116.00
50. SEMBRA ENERGY	11/13/2009	08/06/2010	2,561.00	2,602.00	-41.00
645. TEXAS INSTR INC W/1	12/23/2009	08/06/2010	16,241.00	16,559.00	-318.00
391.083 THORNBURG					
INTERNATIONAL VALUE - I SHARES	11/13/2009	08/06/2010	10,000.00	10,004.00	-4.00
35. 3M CO	05/19/2010	08/06/2010	3,019.00	2,884.00	135.00
95. TRAVELERS COS INC	04/16/2010	08/06/2010	4,705.00	4,972.00	-267.00
611.111 AMERICAN CENTURY					
HERITAGE FUND - INVESTO	05/19/2010	09/22/2010	11,000.00	9,737.00	1,263.00
25. APACHE CORP W/1 RT/SH	05/19/2010	09/22/2010	2,416.00	2,333.00	83.00
25. BALL CORP W/1 RT/SH	12/23/2009	09/22/2010	1,486.00	1,299.00	187.00
20. CANADIAN NATL RAILWAY	05/19/2010	09/22/2010	1,286.00	1,155.00	131.00
30. CENTURYTEL INC	02/10/2010	09/22/2010	1,179.00	1,044.00	135.00
353.857 HUNTINGTON MID	05/19/2010	09/22/2010	5,000.00	4,919.00	81.00
210.337 HUNTINGTON SITUS	05/19/2010	09/22/2010	3,500.00	3,527.00	-27.00
30. MCDONALDS CORP W/1	05/19/2010	09/22/2010	2,259.00	2,093.00	166.00
194.229 ROYCE SPECIAL	05/19/2010	09/22/2010	3,500.00	3,584.00	-84.00
189.107 THORNBURG					
Totals INTERNATIONAL VALUE - I SHARES					

JSA  
0F0971 2 000



WILLIAM T. PERRY CHARITABLE TRUST 7220000533  
 Schedule D Detail of Long-term Capital Gains and Losses

31-6018719

Description	Date Acquired	Date Sold	Gross Sales Price	Cost or Other Basis	Long-term Gain/Loss
<b>CAPITAL GAINS (LOSSES) HELD FOR INVESTMENT PURPOSES</b>					
25. GOLDMAN SACHS GROUP	07/10/2007	02/10/2010	3,841.00	5,424.00	-1,583.00
285. ILLINOIS TOOL WORKS	12/13/2007	02/10/2010	12,272.00	15,951.00	-3,679.00
245. MICROSOFT CORP	08/02/2007	02/10/2010	6,888.00	7,228.00	-340.00
165. SCHLUMBERGER LTD	08/02/2007	02/10/2010	10,433.00	15,165.00	-4,732.00
140. TRAVELERS COS INC	06/25/2007	02/10/2010	6,888.00	7,354.00	-466.00
25. EMERSON ELEC CO W/1	06/27/2007	03/18/2010	1,216.00	1,173.00	43.00
65. HEWLETT PACKARD	06/27/2007	03/18/2010	3,414.00	2,927.00	487.00
80. JP MORGAN CHASE & CO	06/27/2007	03/18/2010	3,471.00	3,902.00	-431.00
30. NIKE INC CL B	12/13/2007	03/18/2010	2,239.00	1,955.00	284.00
333.157 ROYCE SPECIAL	12/26/2008	03/18/2010	6,300.00	4,434.00	1,866.00
990.693 TEMPLETON GLOBAL BOND FUND CLASS A	01/20/2009	04/01/2010	13,325.00	11,079.00	2,246.00
65. GOLDMAN SACHS GROUP	08/02/2007	04/16/2010	10,493.00	13,636.00	-3,143.00
100. DISNEY WALT HOLDING	06/27/2007	04/23/2010	3,660.00	3,420.00	240.00
70. GENERAL DYNAMICS W/1	06/25/2007	04/23/2010	5,484.00	5,518.00	-34.00
75. HEWLETT PACKARD	06/27/2007	04/23/2010	4,017.00	3,377.00	640.00
1031.79 HUNTINGTON INTL	04/03/2009	04/23/2010	11,174.00	7,834.00	3,340.00
95. MICROSOFT CORP	06/25/2007	04/23/2010	2,940.00	2,801.00	139.00
45. OCCIDENTAL PETROLEUM	12/13/2007	04/23/2010	3,835.00	3,258.00	577.00
404.858 ROYCE SPECIAL	12/26/2008	04/23/2010	8,000.00	5,389.00	2,611.00
85. AT&T INC	10/17/2008	05/19/2010	2,164.00	3,144.00	-980.00
30. FPL GROUP INC W/1	06/25/2007	05/19/2010	1,555.00	1,739.00	-184.00
2858.617 HUNTINGTON INTL	01/29/2009	05/19/2010	27,700.00	21,697.00	6,003.00
45. MEDTRONIC INC W/1	03/10/2008	05/19/2010	1,880.00	2,124.00	-244.00
90. MERCK & CO INC	06/25/2007	05/19/2010	2,930.00	4,359.00	-1,429.00
45. PEPSICO INC	06/25/2007	05/19/2010	2,969.00	2,925.00	44.00
40. PROCTER & GAMBLE CO	06/27/2007	05/19/2010	2,521.00	2,454.00	67.00
35. TRAVELERS COS INC	06/25/2007	05/19/2010	1,753.00	1,839.00	-86.00
552.209 HUNTINGTON INTL	01/29/2009	06/22/2010	5,500.00	4,191.00	1,309.00
419.727 HUNTINGTON INTL	01/29/2009	07/02/2010	4,000.00	3,186.00	814.00
50000. FHLB 5.55%	07/13/2007	07/20/2010	50,000.00	50,000.00	
55. CHUBB CORP W/1 RT/SH	07/06/2007	08/06/2010	2,909.00	3,012.00	-103.00
<b>Totals</b>					

WILLIAM T. PERRY CHARITABLE TRUST 7220000533  
 Schedule D Detail of Long-term Capital Gains and Losses

31-6018719

Description	Date Acquired	Date Sold	Gross Sales Price	Cost or Other Basis	Long-term Gain/Loss
45. EMERSON ELEC CO W/1	06/27/2007	08/06/2010	2,232.00	2,111.00	121.00
125. GENERAL MILLS INC W/1	07/06/2007	08/06/2010	4,140.00	3,631.00	509.00
945.18 HUNTINGTON INTL	01/29/2009	08/06/2010	10,000.00	7,174.00	2,826.00
100. JOHNSON Ctls INC W/1	09/24/2008	08/06/2010	2,908.00	3,124.00	-216.00
30. NIKE INC CL B	12/13/2007	08/06/2010	2,186.00	1,955.00	231.00
60. OCCIDENTAL PETROLEUM	12/13/2007	08/06/2010	4,541.00	4,344.00	197.00
210.084 OPPENHEIMER					
DEVELOPING MARKET FUND - CLA	06/25/2009	08/06/2010	6,500.00	4,580.00	1,920.00
30. PEPSICO INC	06/25/2007	08/06/2010	1,956.00	1,950.00	6.00
30. PROCTER & GAMBLE CO	06/27/2007	08/06/2010	1,777.00	1,840.00	-63.00
35. PRUDENTIAL FINANCIAL	06/25/2007	08/06/2010	2,024.00	3,407.00	-1,383.00
50000. LEHMAN BROTHERS					
HOLDINGS (IN DEFAULT) 3.	03/18/2004	08/19/2010	9,813.00	50,609.00	-40,796.00
10. APACHE CORP W/1 RT/SH	08/02/2007	09/22/2010	966.00	803.00	163.00
40. CANADIAN NATL RAILWAY	12/13/2007	09/22/2010	2,572.00	1,960.00	612.00
100. EMERSON ELEC CO W/1	09/29/2008	09/22/2010	5,169.00	4,435.00	734.00
30. EXXON MOBIL CORP	12/13/2007	09/22/2010	1,844.00	2,763.00	-919.00
833.303 HUNTINGTON INTL	01/29/2009	09/22/2010	9,000.00	6,325.00	2,675.00
85. JP MORGAN CHASE & CO	06/27/2007	09/22/2010	3,411.00	4,146.00	-735.00
30. NIKE INC CL B	12/13/2007	09/22/2010	2,314.00	1,955.00	359.00
155. ORACLE CORPORATION	07/10/2007	09/22/2010	4,179.00	3,063.00	1,116.00
183.206 OPPENHEIMER					
DEVELOPING MARKET FUND - CLA	06/25/2009	09/22/2010	6,000.00	3,994.00	2,006.00
100. ACCENTURE PLC CL A	07/10/2007	09/22/2010	4,170.00	4,184.00	-14.00
375.738 AMERICAN CENTURY					
HERITAGE FUND - INVESTO	01/23/2009	09/29/2010	6,940.00	4,171.00	2,769.00
1388.128 HUNTINGTON INTL	01/29/2009	09/29/2010	15,200.00	10,536.00	4,664.00
201.62 HUNTINGTON SITUS	05/29/2009	09/29/2010	3,468.00	2,188.00	1,280.00
279.112 OPPENHEIMER					
DEVELOPING MARKET FUND - CLA	06/25/2009	09/29/2010	9,300.00	6,085.00	3,215.00
463.279 ROYCE SPECIAL	12/26/2008	09/29/2010	8,501.00	6,166.00	2,335.00
50000. FHLB 3.2%	04/16/2008	10/28/2010	50,000.00	50,000.00	
50. EMERSON ELEC CO W/1	09/29/2008	12/14/2010	2,888.00	1,920.00	968.00
TOTAL CAPITAL GAINS (LOSSES) HELD FOR INVESTMENT PURPOSES			409,770.00	421,914.00	-12,144.00
Totals			409,770.00	421,914.00	-12,144.00

JSA  
 OF0970 2 000

FEDERAL CAPITAL GAIN DIVIDENDS  
=====

LONG-TERM CAPITAL GAIN DIVIDENDS  
-----

15% RATE CAPITAL GAIN DIVIDENDS

HUNTINGTON MID CORP AMERICA FD IV	2,040.00
PIMCO TOTAL RETURN FUND - CLASS A	7,835.00

TOTAL 15% RATE CAPITAL GAIN DIVIDENDS	-----	9,876.00
TOTAL LONG-TERM CAPITAL GAIN DIVIDENDS		----- 9,876.00 =====

GAINS AND LOSSES FROM PASS-THRU ENTITIES

=====

NET SHORT-TERM GAIN (LOSS) FROM PARTNERSHIPS, S CORPORATIONS  
AND OTHER FIDUCIARIES

COMMON TRUST FUNDS

-1,150.00

-----

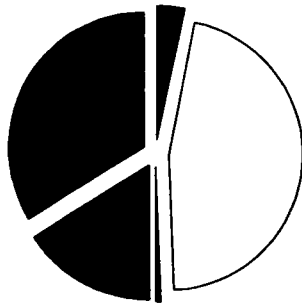
TOTAL NET SHORT-TERM GAIN OR LOSS (ROUNDED)

-----  
-1,150.00

=====

7220000533  
 SUMMARY OF INVESTMENTS  
 WILLIAM T. PERRY CHARITABLE TRUST

Investment Allocation



33.8%	2	705,049.43
16.1%	CASH	335,413.20
0.5%	CASH EQUIVALENTS	11,268.28
46.3%	EQUITIES	964,315.77
3.3%	MISCELLANEOUS	68,754.00
100.0%	Total	2,084,800.68

Investment Summary

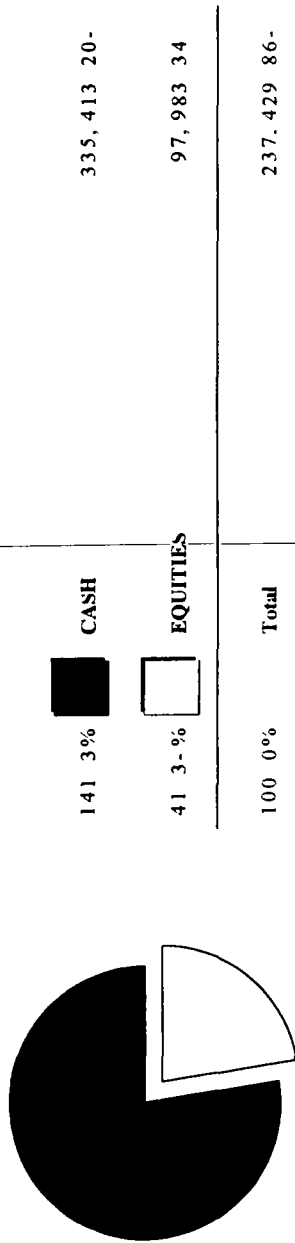
	Market Value	%	Estimated Income	Current Yield
<b>CASH EQUIVALENTS</b>				
CASH MANAGEMENT FUNDS-TAXABLE	11,268.28	0.54	28	0.25
<b>2</b>				
MUTUAL FUNDS FIXED INC-TAXABLE	705,049.43	33.82	22,144	3.14
<b>EQUITIES</b>				
COMMON STOCK	400,185.00	19.20	8,511	2.13
COMMON STOCK-FOREIGN	52,563.05	2.52	772	1.47
HUNTINGTON FUNDS-EQUITY	205,032.81	9.83	709	0.35
MUTUAL FUNDS EQUITY	306,534.91	14.70	1,860	0.61
<b>TOTAL EQUITIES</b>	964,315.77	46.25	11,852	1.23
<b>MISCELLANEOUS</b>				
NOTES & MORTGAGES	68,754.00	3.30	0	0.00

**Investment Summary**

	Market Value	%	Estimated Income	Current Yield
<b>CASH</b>				
PRINCIPAL CASH	335,413 20	16 09	0	0 00
<b>TOTAL FUND</b>	2 084 800 68	100 00	34,024	1 63

**SUMMARY OF INVESTED INCOME**

**Investment Allocation**



**SUMMARY OF INVESTED INCOME**

**Investment Summary**

	Market Value	%	Estimated Income	Current Yield
<b>EQUITIES</b>				
COMMON TRUST FD-EQUITY	97,983 34	41 27	0	0 00

Investment Summary

	Market Value	%	Estimated Income	Current Yield
<b>CASH</b>				
INCOME CASH	335,413.20	141.27	0	0.00
<b>TOTAL FUND</b>	237,429.86	100.00	0	0.00

SCHEDULE OF INVESTMENTS

UNITS/ SHARES	NAME OF SECURITY	TOT COST	EST INC	YLD MKT	MARKET % TOF VALUE MKT
	<b>CASH EQUIVALENTS</b>				
	<b>CASH MANAGEMENT FUNDS-TAXABLE</b>				
	HUNTINGTON CONSERVATIVE DEPOSIT ACCOUNT	11,268.28	28	0.2	11,268.28 0.540
2					
	<b>MUTUAL FUNDS FIXED INC-TAXABLE</b>				
49,644.836	PIMCO TOTAL RETURN FUND - CLASS A	541,301.85	15,042	2.8	538,646.47 25.837
12,244.515	FRANKLIN TEMPLETON GLOBAL BOND FUND - CLASS A	148,121.32	7,102	4.3	166,402.96 7.982
	TOTAL MUTUAL FUNDS FIXED INC-TAXABLE	689,423.17	22,144	3.1	705,049.43 33.819*
	<b>EQUITIES</b>				
	<b>COMMON STOCK</b>				
150	AT&T INC	4,004.24	258	5.9	4,407.00 0.211
110	APACHE CORP	8,836.30	66	0.5	13,115.30 0.629
110	BALL CORP W/1 PFD STK PUR RT/SH	5,717.65	44	0.6	7,485.50 0.359
365	BRISTOL-MYERS SQUIBB CO	9,999.18	482	5.0	9,665.20 0.464

DULE OF INVESTMENTS

7220000533

12/31/2010

PAGE 4

UNITS/ SHARES	NAME OF SECURITY	TOT COST	EST INC	YLD MKT	MARKET % TOT VALUE MKT
165	CENTURYLINK INC	5,725 48	479	6 3	7,618 05 0 365
200	CHUBB CORP W/1 RT/SH	10,009 37	296	2 5	11,928 00 0 572
715	CISCO SYSTEMS	16,278 56	0	0 0	14,464 45 0 694
85	COLGATE PALMOLIVE	6,800 85	180	2 6	6,831 45 0 328
195	CONOCOPHILLIPS	9,463 35	429	3 2	13,279 50 0 637
280	WALT DISNEY CO	9,576 00	112	1 1	10,502 80 0 504
860	EMC CORP/MASS	15,142 50	0	0 0	19,694 00 0 945
180	EMERSON ELECTRIC CO	6,910 31	248	2 4	10,290 60 0 494
210	EXXON MOBIL CORP	15,236 81	370	2 4	15,355 20 0 737
185	GENERAL DYNAMICS CORP	11,701 67	311	2 4	13,127 60 0 630
295	GENERAL MILLS INC	8,569 75	330	3 1	10,499 05 0 504
340	HEWLETT PACKARD CO	14,876 33	109	0 8	14,314 00 0 687
230	JP MORGAN CHASE & CO	10,974 10	46	0 5	9,756 60 0 468
325	JOHNSON CTLS INC	5,961 86	208	1 7	12,415 00 0 596
100	MCDONALDS CORP	6,311 38	244	3 2	7,676 00 0 368
315	MEDTRONIC INC	13,563 54	284	2 4	11,683 35 0 560
470	MERCK & CO INC	15,068 91	714	4 2	16,938 80 0 812
610	MICROSOFT CORP	17,815 82	390	2 3	17,025 10 0 817

**DULE OF INVESTMENTS**

7220000533

12/31/2010

PAGE 5

UNITS/ SHARES	NAME OF SECURITY	TOT COST	EST INC	YLD MKT	MARKET % TOT VALUE	MKT
165	MOLSON COORS BREWING CO B	6.630 05	185	2 2	8,281 35	0 397
120	NLXTERA ENERGY INC	5.342 77	240	3 8	6,238 80	0 299
110	NIKE INC CL B	7.168 70	136	1 4	9,396 20	0 451
130	OCCIDENTAL PETROLEUM CORP	8.497 38	198	1 6	12,753 00	0 612
620	ORACLE CORPORATION FORMERLY ORACLE SYS CORP W/1 RT/SH	13,167 50	124	0 6	19,406 00	0 931
170	PEPSICO INC	10,195 20	326	2 9	11,106 10	0 533
90	PRAXAIR INC	5,649 47	162	1 9	8,592 30	0 412
165	PROCTER & GAMBLE CO	10,121 10	318	3 0	10,614 45	0 509
190	PRUDENTIAL FINANCIAL INC	18,494 60	219	2 0	11,154 90	0 535
510	SPDR REGIONAL BANKING	13,530 10	186	1 4	13,489 50	0 647
155	SEMPRA ENERGY	8,093 75	242	3 0	8,134 40	0 390
140	3M CO	11,020 80	294	2 4	12,082 00	0 580
195	TRAVELERS COS INC	9,032 91	281	2 6	10,863 45	0 521
	TOTAL COMMON STOCK	355,488 29*	8,511*	2 1*	400,185 00*	19 195*
<b>COMMON STOCK-FOREIGN</b>						
180	CANADIAN NATL RAILWAY COM	8,818 20	190	1 6	11,964 60	0 574
290	TEVA PHARMACEUTICAL -SP ADR	12,626 08	193	1 3	15,117 70	0 725
330	ACCENTURE PLC CLA	12,496 20	297	1 9	16,001 70	0 768

**DULE OF INVESTMENTS**

722000533

12/31/2010

PAGE 6

UNITS/ SHARES	NAME OF SECURITY	TOT COST	EST INC	YLD MKT	MARKET % TOT VALUE MKT
265	NOBLE CORP	10,848 37	92	1 0	9,479 05 0 455
	TOTAL COMMON STOCK-FOREIGN	44,788 85*	772*	1 5*	52,563 05* 2 521*
<b>HUNTINGTON FUNDS-EQUITY</b>					
4.231 749	HUNTINGTON MID CORP AMERICA FUND IV	46,135 36	30	0 0	66,142 24 3 173
6.094 136	HUNTINGTON INTERNATIONAL EQUITY FUND IV	45,108 45	567	0 8	70,265 39 3 370
3.395 605	HUNTINGTON SITUS FUND III	36,498 74	112	0 2	68,625 18 3 292
	TOTAL HUNTINGTON FUNDS-EQUITY	127,742 55*	709*	0 3*	205,032 81* 9 835*
<b>MUTUAL FUNDS EQUITY</b>					
2,894 262	AMERICAN CENTURY HERITAGE FUND - INVESTORS CLASS	32,126 31	373	0 6	60,721 62 2 913
3,110 792	JANUS PERKINS MID CAP VALUE FUND - CLASS T	52,052 74	498	0 7	70,210 58 3 368
953 249	OPPENHEIMER DEVELOPING MARKET FUND - CLASS A	20,798 71	47	0 1	34,764 99 1 668
3,141 17	ROYCE SPECIAL EQUITY FUND	41,448 83	195	0 3	65,556 22 3 144
2,628 544	THORNBURG INTERNATIONAL VALUE - I SHARES	62,941 82	747	1 0	75,281 50 3 611
	TOTAL MUTUAL FUNDS EQUITY	209,368 41*	1,860*	0 6*	306,534 91* 14 703*
	TOTAL EQUITIES	737,388 10*	11,852*	1 2*	964,315 77* 46 255*
<b>MISCELLANEOUS</b>					
<b>NOTES &amp; MORTGAGES</b>					
60,000	CREDIT SUISSE GOLD LINKED NOTE - MATURITY 03/26/2013	60,000 00	0	0 0	68,754 00 3 298

12/31/2010

7220000533

**DULE OF INVESTMENTS**

UNITS/ SHARES	NAME OF SECURITY	TOT COST	EST INC	YLD MKT	MARKET % TOT VALUE MKT
	PRINCIPAL CASH	335,413 20	0 0	0 0	335,413 20 16 089
	<b>TOTAL FUND</b>	1 833,492 75*	34.024*	1 6*	2 084,800 68*100 000*

**SCHEDULE OF INCOME INVESTMENTS**

UNITS/ SHARES	NAME OF SECURITY	TOT COST	EST INC	YLD MKT	MARKET % TOT VALUE MKT
	<b>EQUITIES</b>				
	<b>COMMON TRUST FD-EQUITY</b>				
9.623 007	HUNTINGTON EQUITY PROTECTION STRATEGIC COMMON TRUST FUND	96,371 75	0 0 0	0 0 0	97,983 34 41 268-
	INCOME CASH	335,413 20-	0 0	0 0	335,413 20-141 268
	<b>TOTAL FUND</b>	239,041 45-*	0* 0 0*	0 0*	237,429 86-100 000*

**MATURITY SCHEDULE**

Maturing :	Federal Tax Cost	Current Market Value	Face Value	% at Market
2010				
2011				
2012				
2013				
2014				
2015				
2016	60,000 00	68,754 00	60,000 00	100 00
2017				