



See a Social Security Number? Say Something!  
Report Privacy Problems to <https://public.resource.org/privacy>  
Or call the IRS Identity Theft Hotline at 1-800-908-4490



**NOTICE 2008-6 STATUS CHANGE**  
**Return of Private Foundation**  
 or Section 4947(a)(1) Nonexempt Charitable Trust  
 Treated as a Private Foundation

**2010**

Department of the Treasury  
Internal Revenue Service

Note. The foundation may be able to use a copy of this return to satisfy state reporting requirements.

For calendar year 2010, or tax year beginning \_\_\_\_\_, and ending \_\_\_\_\_

G Check all that apply:  Initial return  Initial return of a former public charity  Final return  
 Amended return  Address change  Name change

Name of foundation **ANNE G CARSON CHARITABLE TRUST** A Employer identification number **25-6435748**

Number and street (or P O box number if mail is not delivered to street address) Room/suite B Telephone number  
**C/O PNC BANK, 620 LIBERTY AVE** **10THFL** **412-762-9161**

City or town, state, and ZIP code C If exemption application is pending, check here   
**PITTSBURGH, PA 15222** D 1. Foreign organizations, check here   
 2. Foreign organizations meeting the 85% test, check here and attach computation

H Check type of organization:  Section 501(c)(3) exempt private foundation E If private foundation status was terminated under section 507(b)(1)(A), check here   
 Section 4947(a)(1) nonexempt charitable trust  Other taxable private foundation F If the foundation is in a 60-month termination under section 507(b)(1)(B), check here

I Fair market value of all assets at end of year (from Part II, col (c), line 16) J Accounting method:  Cash  Accrual  
 Other (specify) \_\_\_\_\_  
**\$ 4,879,067.** (Part I, column (d) must be on cash basis)

**Part I Analysis of Revenue and Expenses**  
 (The total of amounts in columns (b), (c), and (d) may not necessarily equal the amounts in column (a))

	(a) Revenue and expenses per books	(b) Net investment income	(c) Adjusted net income	(d) Disbursements for charitable purposes (cash basis only)
1 Contributions, gifts, grants, etc., received			N/A	
2 Check <input checked="" type="checkbox"/> if the foundation is not required to attach Sch B				
3 Interest on savings and temporary cash investments	95.	95.		STATEMENT 2
4 Dividends and interest from securities	88,774.	88,774.		STATEMENT 3
5a Gross rents				
b Net rental income or (loss)				
6a Net gain or (loss) from sale of assets not on line 10	212,222.			STATEMENT 1
b Gross sales price for all assets on line 6a	1,636,454.			
7 Capital gain net income (from Part IV, line 2)		198,661.		
8 Net short-term capital gain				
9 Income modifications				
10a Gross sales less returns and allowances				
b Less: Cost of goods sold				
c Gross profit or (loss)				
11 Other income	4,183.	306.		STATEMENT 4
12 Total. Add lines 1 through 11	305,274.	287,836.		
13 Compensation of officers, directors, trustees, etc	33,841.	32,149.		1,692.
14 Other employee salaries and wages				
15 Pension plans, employee benefits				
16a Legal fees				
b Accounting fees	700.	0.		700.
c Other professional fees				
17 Interest				
18 Taxes	198.	198.		0.
19 Depreciation and depletion				
20 Occupancy				
21 Travel, conferences, and meetings				
22 Printing and publications				
23 Other expenses	15,410.	15,410.		0.
24 Total operating and administrative expenses. Add lines 13 through 23	50,149.	47,757.		2,392.
25 Contributions, gifts, grants paid	210,487.			210,487.
26 Total expenses and disbursements. Add lines 24 and 25	260,636.	47,757.		212,879.
27 Subtract line 26 from line 12:				
a Excess of revenue over expenses and disbursements	44,638.			
b Net investment income (if negative, enter -0-)		240,079.		
c Adjusted net income (if negative, enter -0-)			N/A	

RECEIVED NOV 0 1 2011

SCANNED NOV 23 2011 Operating and Administrative Expenses

<b>Part II Balance Sheets</b> <small>Attached schedules and amounts in the description column should be for end-of-year amounts only</small>		Beginning of year		End of year	
		(a) Book Value	(b) Book Value	(c) Fair Market Value	
<b>Assets</b>	1 Cash - non-interest-bearing				
	2 Savings and temporary cash investments	276,400.	124,264.	124,265.	
	3 Accounts receivable ▶ Less: allowance for doubtful accounts ▶				
	4 Pledges receivable ▶ Less: allowance for doubtful accounts ▶				
	5 Grants receivable				
	6 Receivables due from officers, directors, trustees, and other disqualified persons				
	7 Other notes and loans receivable ▶ Less: allowance for doubtful accounts ▶				
	8 Inventories for sale or use				
	9 Prepaid expenses and deferred charges				
	10a Investments - U.S. and state government obligations				
	b Investments - corporate stock <b>STMT 9</b>	0.	1,801,972.	2,442,229.	
	c Investments - corporate bonds				
	11 Investments - land, buildings, and equipment: basis ▶ Less accumulated depreciation ▶				
	12 Investments - mortgage loans				
	13 Investments - other <b>STMT 10</b>	3,729,215.	2,124,014.	2,312,573.	
14 Land, buildings, and equipment: basis ▶ Less accumulated depreciation ▶					
15 Other assets (describe ▶ _____)					
<b>16 Total assets (to be completed by all filers)</b>	<b>4,005,615.</b>	<b>4,050,250.</b>	<b>4,879,067.</b>		
<b>Liabilities</b>	17 Accounts payable and accrued expenses				
	18 Grants payable				
	19 Deferred revenue				
	20 Loans from officers, directors, trustees, and other disqualified persons				
	21 Mortgages and other notes payable				
	22 Other liabilities (describe ▶ _____)				
<b>23 Total liabilities (add lines 17 through 22)</b>	<b>0.</b>	<b>0.</b>			
<b>Net Assets or Fund Balances</b>	<b>Foundations that follow SFAS 117, check here</b> ▶ <input type="checkbox"/> <b>and complete lines 24 through 26 and lines 30 and 31.</b>				
	24 Unrestricted				
	25 Temporarily restricted				
	26 Permanently restricted				
	<b>Foundations that do not follow SFAS 117, check here</b> ▶ <input checked="" type="checkbox"/> <b>and complete lines 27 through 31.</b>				
	27 Capital stock, trust principal, or current funds	4,000,114.	4,043,877.		
	28 Paid-in or capital surplus, or land, bldg., and equipment fund	0.	0.		
	29 Retained earnings, accumulated income, endowment, or other funds	5,501.	6,373.		
<b>30 Total net assets or fund balances</b>	<b>4,005,615.</b>	<b>4,050,250.</b>			
<b>31 Total liabilities and net assets/fund balances</b>	<b>4,005,615.</b>	<b>4,050,250.</b>			

**Part III Analysis of Changes in Net Assets or Fund Balances**

1 Total net assets or fund balances at beginning of year - Part II, column (a), line 30 (must agree with end-of-year figure reported on prior year's return)	1	4,005,615.
2 Enter amount from Part I, line 27a	2	44,638.
3 Other increases not included in line 2 (itemize) ▶ _____	3	0.
4 Add lines 1, 2, and 3	4	4,050,253.
5 Decreases not included in line 2 (itemize) ▶ <b>SEE STATEMENT 8</b>	5	3.
6 Total net assets or fund balances at end of year (line 4 minus line 5) - Part II, column (b), line 30	6	4,050,250.

**Part IV Capital Gains and Losses for Tax on Investment Income**

(a) List and describe the kind(s) of property sold (e.g., real estate, 2-story brick warehouse; or common stock, 200 shs. MLC Co.)	(b) How acquired P - Purchase D - Donation	(c) Date acquired (mo., day, yr.)	(d) Date sold (mo., day, yr.)
<b>1a LT CAPITAL GAIN DIVIDENDS</b>	P		
<b>b ST CAPITAL GAIN DIVIDENDS</b>	P		
<b>c SALES OF PUBLICLY TRADED SECURITIES</b>	P		
<b>d CLASS ACTION SETTLEMENTS</b>	P		
<b>e</b>			

(e) Gross sales price	(f) Depreciation allowed (or allowable)	(g) Cost or other basis plus expense of sale	(h) Gain or (loss) (e) plus (f) minus (g)
<b>a</b> 12,827.			12,827.
<b>b</b> 34,662.			34,662.
<b>c</b> 1,588,965.		1,441,667.	147,298.
<b>d</b> 3,949.		75.	3,874.
<b>e</b>			

Complete only for assets showing gain in column (h) and owned by the foundation on 12/31/69

(i) F.M.V. as of 12/31/69	(j) Adjusted basis as of 12/31/69	(k) Excess of col. (i) over col. (j), if any	(l) Gains (Col. (h) gain minus col. (k), but not less than -0-) or Losses (from col. (h))
<b>a</b>			12,827.
<b>b</b>			34,662.
<b>c</b>			147,298.
<b>d</b>			3,874.
<b>e</b>			

<b>2</b> Capital gain net income or (net capital loss)	{ If gain, also enter in Part I, line 7 If (loss), enter -0- in Part I, line 7	<b>2</b>	198,661.
<b>3</b> Net short-term capital gain or (loss) as defined in sections 1222(5) and (6): If gain, also enter in Part I, line 8, column (c). If (loss), enter -0- in Part I, line 8		<b>3</b>	N/A

**Part V Qualification Under Section 4940(e) for Reduced Tax on Net Investment Income**

(For optional use by domestic private foundations subject to the section 4940(a) tax on net investment income.)

If section 4940(d)(2) applies, leave this part blank.

Was the foundation liable for the section 4942 tax on the distributable amount of any year in the base period?

Yes  No

If "Yes," the foundation does not qualify under section 4940(e). Do not complete this part.

**1** Enter the appropriate amount in each column for each year; see instructions before making any entries.

(a) Base period years Calendar year (or tax year beginning in)	(b) Adjusted qualifying distributions	(c) Net value of noncharitable-use assets	(d) Distribution ratio (col. (b) divided by col. (c))
2009			
2008			
2007			
2006			
2005			

<b>2</b> Total of line 1, column (d)	<b>2</b>	
<b>3</b> Average distribution ratio for the 5-year base period - divide the total on line 2 by 5, or by the number of years the foundation has been in existence if less than 5 years	<b>3</b>	
<b>4</b> Enter the net value of noncharitable-use assets for 2010 from Part X, line 5	<b>4</b>	
<b>5</b> Multiply line 4 by line 3	<b>5</b>	
<b>6</b> Enter 1% of net investment income (1% of Part I, line 27b)	<b>6</b>	
<b>7</b> Add lines 5 and 6	<b>7</b>	
<b>8</b> Enter qualifying distributions from Part XII, line 4 If line 8 is equal to or greater than line 7, check the box in Part VI, line 1b, and complete that part using a 1% tax rate. See the Part VI instructions.	<b>8</b>	

**Part VI Excise Tax Based on Investment Income (Section 4940(a), 4940(b), 4940(e), or 4948 - see instructions)**

1a Exempt operating foundations described in section 4940(d)(2), check here <input type="checkbox"/> and enter "N/A" on line 1. Date of ruling or determination letter: _____ (attach copy of letter if necessary-see instructions)			
b Domestic foundations that meet the section 4940(e) requirements in Part V, check here <input type="checkbox"/> and enter 1% of Part I, line 27b		1	4,802.
c All other domestic foundations enter 2% of line 27b. Exempt foreign organizations enter 4% of Part I, line 12, col. (b).			
2 Tax under section 511 (domestic section 4947(a)(1) trusts and taxable foundations only. Others enter -0-)		2	0.
3 Add lines 1 and 2		3	4,802.
4 Subtitle A (income) tax (domestic section 4947(a)(1) trusts and taxable foundations only. Others enter -0-)		4	0.
5 Tax based on investment income. Subtract line 4 from line 3. If zero or less, enter -0-		5	4,802.
6 Credits/Payments:			
a 2010 estimated tax payments and 2009 overpayment credited to 2010	6a		
b Exempt foreign organizations - tax withheld at source	6b		
c Tax paid with application for extension of time to file (Form 8868)	6c		
d Backup withholding erroneously withheld	6d		
7 Total credits and payments. Add lines 6a through 6d	7		0.
8 Enter any penalty for underpayment of estimated tax. Check here <input type="checkbox"/> if Form 2220 is attached	8		
9 Tax due. If the total of lines 5 and 8 is more than line 7, enter amount owed	9		4,802.
10 Overpayment. If line 7 is more than the total of lines 5 and 8, enter the amount overpaid	10		
11 Enter the amount of line 10 to be: Credited to 2011 estimated tax <input type="checkbox"/> Refunded <input type="checkbox"/>	11		

**Part VII-A Statements Regarding Activities**

	Yes	No
1a During the tax year, did the foundation attempt to influence any national, state, or local legislation or did it participate or intervene in any political campaign?		X
b Did it spend more than \$100 during the year (either directly or indirectly) for political purposes (see instructions for definition)? <i>If the answer is "Yes" to 1a or 1b, attach a detailed description of the activities and copies of any materials published or distributed by the foundation in connection with the activities</i>		X
c Did the foundation file Form 1120-POL for this year?		X
d Enter the amount (if any) of tax on political expenditures (section 4955) imposed during the year: (1) On the foundation. $\$$ 0. (2) On foundation managers. $\$$ 0.		
e Enter the reimbursement (if any) paid by the foundation during the year for political expenditure tax imposed on foundation managers. $\$$ 0.		
2 Has the foundation engaged in any activities that have not previously been reported to the IRS? <i>If "Yes," attach a detailed description of the activities.</i>		X
3 Has the foundation made any changes, not previously reported to the IRS, in its governing instrument, articles of incorporation, or bylaws, or other similar instruments? <i>If "Yes," attach a conformed copy of the changes</i>		X
4a Did the foundation have unrelated business gross income of \$1,000 or more during the year?		X
b If "Yes," has it filed a tax return on Form 990-T for this year?		
Was there a liquidation, termination, dissolution, or substantial contraction during the year? <i>If "Yes," attach the statement required by General Instruction T.</i>	N/A	X
6 Are the requirements of section 508(e) (relating to sections 4941 through 4945) satisfied either: • By language in the governing instrument, or • By state legislation that effectively amends the governing instrument so that no mandatory directions that conflict with the state law remain in the governing instrument?	X	
7 Did the foundation have at least \$5,000 in assets at any time during the year? <i>If "Yes," complete Part II, col. (c), and Part XV.</i>	X	
8a Enter the states to which the foundation reports or with which it is registered (see instructions) $\blacktriangleright$ PA		
b If the answer is "Yes" to line 7, has the foundation furnished a copy of Form 990-PF to the Attorney General (or designate) of each state as required by General Instruction G? <i>If "No," attach explanation</i>	X	
9 Is the foundation claiming status as a private operating foundation within the meaning of section 4942(j)(3) or 4942(j)(5) for calendar year 2010 or the taxable year beginning in 2010 (see instructions for Part XIV)? <i>If "Yes," complete Part XIV</i>		X
10 Did any persons become substantial contributors during the tax year? <i>If "Yes," attach a schedule listing their names and addresses</i>		X

**Part VII-A Statements Regarding Activities** (continued)

11	At any time during the year, did the foundation, directly or indirectly, own a controlled entity within the meaning of section 512(b)(13)? If "Yes," attach schedule (see instructions)			X
12	Did the foundation acquire a direct or indirect interest in any applicable insurance contract before August 17, 2008?			X
13	Did the foundation comply with the public inspection requirements for its annual returns and exemption application? Website address ▶ <u>N/A</u>	X		
14	The books are in care of ▶ <u>PNC BANK, N.A.</u> Telephone no. ▶ <u>412-762-9161</u> Located at ▶ <u>620 LIBERTY AVENUE, 10TH FLOOR, PITTSBURGH, PA</u> ZIP+4 ▶ <u>15222-2705</u>			
15	Section 4947(a)(1) nonexempt charitable trusts filing Form 990-PF in lieu of Form 1041 - Check here and enter the amount of tax-exempt interest received or accrued during the year ▶ 15   <u>0.</u>			X
16	At any time during calendar year 2010, did the foundation have an interest in or a signature or other authority over a bank, securities, or other financial account in a foreign country? See page 20 of the instructions for exceptions and filing requirements for Form TD F 90-22.1. If "Yes," enter the name of the foreign country ▶		Yes	No
		16		X

**Part VII-B Statements Regarding Activities for Which Form 4720 May Be Required**

File Form 4720 if any item is checked in the "Yes" column, unless an exception applies.

		Yes	No
1a	During the year did the foundation (either directly or indirectly):		
(1)	Engage in the sale or exchange, or leasing of property with a disqualified person? <input type="checkbox"/> Yes <input checked="" type="checkbox"/> No		
(2)	Borrow money from, lend money to, or otherwise extend credit to (or accept it from) a disqualified person? <input type="checkbox"/> Yes <input checked="" type="checkbox"/> No		
(3)	Furnish goods, services, or facilities to (or accept them from) a disqualified person? <input type="checkbox"/> Yes <input checked="" type="checkbox"/> No		
(4)	Pay compensation to, or pay or reimburse the expenses of, a disqualified person? <input checked="" type="checkbox"/> Yes <input type="checkbox"/> No		
(5)	Transfer any income or assets to a disqualified person (or make any of either available for the benefit or use of a disqualified person)? <input type="checkbox"/> Yes <input checked="" type="checkbox"/> No		
(6)	Agree to pay money or property to a government official? (Exception. Check "No" if the foundation agreed to make a grant to or to employ the official for a period after termination of government service, if terminating within 90 days.) <input type="checkbox"/> Yes <input checked="" type="checkbox"/> No		
b	If any answer is "Yes" to 1a(1)-(6), did any of the acts fail to qualify under the exceptions described in Regulations section 53.4941(d)-3 or in a current notice regarding disaster assistance (see page 22 of the instructions)? Organizations relying on a current notice regarding disaster assistance check here ▶ <input type="checkbox"/>	1b	X
c	Did the foundation engage in a prior year in any of the acts described in 1a, other than excepted acts, that were not corrected before the first day of the tax year beginning in 2010?	1c	X
2	Taxes on failure to distribute income (section 4942) (does not apply for years the foundation was a private operating foundation defined in section 4942(j)(3) or 4942(j)(5)):		
a	At the end of tax year 2010, did the foundation have any undistributed income (lines 6d and 6e, Part XIII) for tax year(s) beginning before 2010? <input type="checkbox"/> Yes <input checked="" type="checkbox"/> No If "Yes," list the years ▶ _____, _____, _____		
b	Are there any years listed in 2a for which the foundation is not applying the provisions of section 4942(a)(2) (relating to incorrect valuation of assets) to the year's undistributed income? (If applying section 4942(a)(2) to all years listed, answer "No" and attach statement - see instructions.) <u>N/A</u>	2b	
c	If the provisions of section 4942(a)(2) are being applied to any of the years listed in 2a, list the years here. ▶ _____, _____, _____		
3a	Did the foundation hold more than a 2% direct or indirect interest in any business enterprise at any time during the year? <input type="checkbox"/> Yes <input checked="" type="checkbox"/> No		
b	If "Yes," did it have excess business holdings in 2010 as a result of (1) any purchase by the foundation or disqualified persons after May 26, 1969; (2) the lapse of the 5-year period (or longer period approved by the Commissioner under section 4943(c)(7)) to dispose of holdings acquired by gift or bequest; or (3) the lapse of the 10-, 15-, or 20-year first phase holding period? (Use Schedule C, Form 4720, to determine if the foundation had excess business holdings in 2010) <u>N/A</u>	3b	
4a	Did the foundation invest during the year any amount in a manner that would jeopardize its charitable purposes?	4a	X
b	Did the foundation make any investment in a prior year (but after December 31, 1969) that could jeopardize its charitable purpose that had not been removed from jeopardy before the first day of the tax year beginning in 2010?	4b	X

**Part VII-B Statements Regarding Activities for Which Form 4720 May Be Required** (continued)

5a During the year did the foundation pay or incur any amount to:

- (1) Carry on propaganda, or otherwise attempt to influence legislation (section 4945(e))?  Yes  No
- (2) Influence the outcome of any specific public election (see section 4955); or to carry on, directly or indirectly, any voter registration drive?  Yes  No
- (3) Provide a grant to an individual for travel, study, or other similar purposes?  Yes  No
- (4) Provide a grant to an organization other than a charitable, etc., organization described in section 509(a)(1), (2), or (3), or section 4940(d)(2)?  Yes  No
- (5) Provide for any purpose other than religious, charitable, scientific, literary, or educational purposes, or for the prevention of cruelty to children or animals?  Yes  No

b If any answer is "Yes" to 5a(1)-(5), did any of the transactions fail to qualify under the exceptions described in Regulations section 53.4945 or in a current notice regarding disaster assistance (see instructions)?  
Organizations relying on a current notice regarding disaster assistance check here

N/A

c If the answer is "Yes" to question 5a(4), does the foundation claim exemption from the tax because it maintained expenditure responsibility for the grant?

N/A  Yes  No

If "Yes," attach the statement required by Regulations section 53.4945-5(d).

6a Did the foundation, during the year, receive any funds, directly or indirectly, to pay premiums on a personal benefit contract?

Yes  No

b Did the foundation, during the year, pay premiums, directly or indirectly, on a personal benefit contract?

If "Yes" to 6b, file Form 8870.

Yes  No

7a At any time during the tax year, was the foundation a party to a prohibited tax shelter transaction?

Yes  No

b If "Yes," did the foundation receive any proceeds or have any net income attributable to the transaction?

N/A

5b		
6b		X
7b		

**Part VIII Information About Officers, Directors, Trustees, Foundation Managers, Highly Paid Employees, and Contractors**

1 List all officers, directors, trustees, foundation managers and their compensation.

(a) Name and address	(b) Title, and average hours per week devoted to position	(c) Compensation (if not paid, enter -0-)	(d) Contributions to employee benefit plans and deferred compensation	(e) Expense account, other allowances
PNC BANK, N.A. 620 LIBERTY AVENUE, 10TH FL PITTSBURGH, PA 15222-2705	TRUSTEE 6.00	33,841.	0.	0.

2 Compensation of five highest-paid employees (other than those included on line 1). If none, enter "NONE."

(a) Name and address of each employee paid more than \$50,000	(b) Title, and average hours per week devoted to position	(c) Compensation	(d) Contributions to employee benefit plans and deferred compensation	(e) Expense account, other allowances
NONE				

Total number of other employees paid over \$50,000

0

**Part VIII** Information About Officers, Directors, Trustees, Foundation Managers, Highly Paid Employees, and Contractors (continued)

**3** Five highest-paid independent contractors for professional services. If none, enter "NONE."

(a) Name and address of each person paid more than \$50,000	(b) Type of service	(c) Compensation
NONE		

Total number of others receiving over \$50,000 for professional services ▶ 0

**Part IX-A** Summary of Direct Charitable Activities

List the foundation's four largest direct charitable activities during the tax year. Include relevant statistical information such as the number of organizations and other beneficiaries served, conferences convened, research papers produced, etc.	Expenses
1 N/A	
	0.
2	
3	
4	

**Part IX-B** Summary of Program-Related Investments

Describe the two largest program-related investments made by the foundation during the tax year on lines 1 and 2.	Amount
1 N/A	
	0.
2	
3 All other program-related investments. See instructions.	
N/A	
<b>Total.</b> Add lines 1 through 3 <span style="float: right;">▶</span>	0.

**Part X** Minimum Investment Return (All domestic foundations must complete this part. Foreign foundations, see instructions)

1	Fair market value of assets not used (or held for use) directly in carrying out charitable, etc., purposes:		
a	Average monthly fair market value of securities	1a	4,662,831.
b	Average of monthly cash balances	1b	
c	Fair market value of all other assets	1c	
d	<b>Total</b> (add lines 1a, b, and c)	1d	4,662,831.
e	Reduction claimed for blockage or other factors reported on lines 1a and 1c (attach detailed explanation)	1e	0.
2	Acquisition indebtedness applicable to line 1 assets	2	0.
3	Subtract line 2 from line 1d	3	4,662,831.
4	Cash deemed held for charitable activities. Enter 1 1/2% of line 3 (for greater amount, see instructions)	4	69,942.
5	<b>Net value of noncharitable-use assets.</b> Subtract line 4 from line 3. Enter here and on Part V, line 4	5	4,592,889.
6	<b>Minimum investment return.</b> Enter 5% of line 5	6	229,644.

**Part XI** Distributable Amount (see instructions) (Section 4942(j)(3) and (j)(5) private operating foundations and certain foreign organizations check here  and do not complete this part.)

1	Minimum investment return from Part X, line 6	1	229,644.
2a	Tax on investment income for 2010 from Part VI, line 5	2a	4,802.
b	Income tax for 2010. (This does not include the tax from Part VI.)	2b	
c	Add lines 2a and 2b	2c	4,802.
3	Distributable amount before adjustments. Subtract line 2c from line 1	3	224,842.
4	Recoveries of amounts treated as qualifying distributions	4	0.
5	Add lines 3 and 4	5	224,842.
6	Deduction from distributable amount (see instructions)	6	0.
7	<b>Distributable amount as adjusted.</b> Subtract line 6 from line 5. Enter here and on Part XIII, line 1	7	224,842.

**Part XII** Qualifying Distributions (see instructions)

1	Amounts paid (including administrative expenses) to accomplish charitable, etc., purposes:		
a	Expenses, contributions, gifts, etc. - total from Part I, column (d), line 26	1a	212,879.
b	Program-related investments - total from Part IX-B	1b	0.
2	Amounts paid to acquire assets used (or held for use) directly in carrying out charitable, etc., purposes	2	
3	Amounts set aside for specific charitable projects that satisfy the:		
a	Suitability test (prior IRS approval required)	3a	
b	Cash distribution test (attach the required schedule)	3b	
4	<b>Qualifying distributions.</b> Add lines 1a through 3b. Enter here and on Part V, line 8, and Part XIII, line 4	4	212,879.
5	Foundations that qualify under section 4940(e) for the reduced rate of tax on net investment income. Enter 1% of Part I, line 27b	5	0.
6	<b>Adjusted qualifying distributions.</b> Subtract line 5 from line 4	6	212,879.

**Note.** The amount on line 6 will be used in Part V, column (b), in subsequent years when calculating whether the foundation qualifies for the section 4940(e) reduction of tax in those years.

**Part XIII** Undistributed Income (see instructions)

	(a) Corpus	(b) Years prior to 2009	(c) 2009	(d) 2010
<b>1</b> Distributable amount for 2010 from Part XI, line 7				224,842.
<b>2</b> Undistributed income, if any, as of the end of 2010				
<b>a</b> Enter amount for 2009 only			0.	
<b>b</b> Total for prior years:		0.		
<b>3</b> Excess distributions carryover, if any, to 2010:				
<b>a</b> From 2005				
<b>b</b> From 2006				
<b>c</b> From 2007				
<b>d</b> From 2008				
<b>e</b> From 2009				
<b>f</b> Total of lines 3a through e	0.			
<b>4</b> Qualifying distributions for 2010 from Part XII, line 4: ▶ \$ 212,879.				
<b>a</b> Applied to 2009, but not more than line 2a			0.	
<b>b</b> Applied to undistributed income of prior years (Election required - see instructions)		0.		
<b>c</b> Treated as distributions out of corpus (Election required - see instructions)	0.			
<b>d</b> Applied to 2010 distributable amount				212,879.
<b>e</b> Remaining amount distributed out of corpus	0.			
<b>5</b> Excess distributions carryover applied to 2010 (if an amount appears in column (d), the same amount must be shown in column (a))	0.			0.
<b>6</b> Enter the net total of each column as indicated below:				
<b>a</b> Corpus. Add lines 3f, 4c, and 4e. Subtract line 5	0.			
<b>b</b> Prior years' undistributed income. Subtract line 4b from line 2b		0.		
<b>c</b> Enter the amount of prior years' undistributed income for which a notice of deficiency has been issued, or on which the section 4942(a) tax has been previously assessed		0.		
<b>d</b> Subtract line 6c from line 6b. Taxable amount - see instructions		0.		
<b>e</b> Undistributed income for 2009. Subtract line 4a from line 2a. Taxable amount - see instr.			0.	
<b>f</b> Undistributed income for 2010. Subtract lines 4d and 5 from line 1. This amount must be distributed in 2011				11,963.
<b>7</b> Amounts treated as distributions out of corpus to satisfy requirements imposed by section 170(b)(1)(F) or 4942(g)(3)	0.			
<b>8</b> Excess distributions carryover from 2005 not applied on line 5 or line 7	0.			
<b>9</b> Excess distributions carryover to 2011. Subtract lines 7 and 8 from line 6a	0.			
<b>10</b> Analysis of line 9:				
<b>a</b> Excess from 2006				
<b>b</b> Excess from 2007				
<b>c</b> Excess from 2008				
<b>d</b> Excess from 2009				
<b>e</b> Excess from 2010				



**Part XV** **Supplementary Information** (continued)

<b>3 Grants and Contributions Paid During the Year or Approved for Future Payment</b>				
Recipient	If recipient is an individual, show any relationship to any foundation manager or substantial contributor	Foundation status of recipient	Purpose of grant or contribution	Amount
Name and address (home or business)				
<b>a Paid during the year</b>				
<b>THE SALVATION ARMY</b> P.O. BOX 60 TRENTON, NJ 08601-0060	NONE	PUBLIC CHARITY	GENERAL SUPPORT	52,622.
<b>UNIVERSITY OF PITTSBURGH</b> OFFICE OF FINANCE 2409 CATHEDRAL DR PITTSBURGH, PA 15260-6302	NONE	PUBLIC CHARITY	GENERAL SUPPORT	157,865.
<b>Total</b>			<b>▶ 3a</b>	<b>210,487.</b>
<b>b Approved for future payment</b>				
NONE				
<b>Total</b>			<b>▶ 3b</b>	<b>0.</b>



Part XVII Information Regarding Transfers To and Transactions and Relationships With Noncharitable Exempt Organizations

- 1 Did the organization directly or indirectly engage in any of the following with any other organization described in section 501(c) of the Code...
a Transfers from the reporting foundation to a noncharitable exempt organization of:
(1) Cash
(2) Other assets
b Other transactions:
(1) Sales of assets to a noncharitable exempt organization
(2) Purchases of assets from a noncharitable exempt organization
(3) Rental of facilities, equipment, or other assets
(4) Reimbursement arrangements
(5) Loans or loan guarantees
(6) Performance of services or membership or fundraising solicitations
c Sharing of facilities, equipment, mailing lists, other assets, or paid employees
d If the answer to any of the above is "Yes," complete the following schedule.

Table with 2 columns: Yes, No. Rows include 1a(1), 1a(2), 1b(1), 1b(2), 1b(3), 1b(4), 1b(5), 1b(6), and 1c.

Table with 4 columns: (a) Line no, (b) Amount involved, (c) Name of noncharitable exempt organization, (d) Description of transfers, transactions, and sharing arrangements. Row 1 contains 'N/A'.

2a Is the foundation directly or indirectly affiliated with, or related to, one or more tax-exempt organizations described in section 501(c) of the Code (other than section 501(c)(3)) or in section 527? [ ] Yes [X] No

Table with 3 columns: (a) Name of organization, (b) Type of organization, (c) Description of relationship. Row 1 contains 'N/A'.

Under penalties of perjury, I declare that I have examined this return, including accompanying schedules and statements, and to the best of my knowledge and belief, it is true, correct, and complete. Declaration of preparer (other than taxpayer or fiduciary) is based on all information of which preparer has any knowledge.

Sign Here: Signature of officer or trustee: Christine A Meyers, Date: 10/29/11, Title: ASSISTANT VICE-PRESIDENT

Paid Preparer Use Only section containing fields for Print/Type preparer's name, Preparer's signature, Date, Check self-employed, PTIN, Firm's name, Firm's address, Firm's EIN, and Phone no.

---



---

 FORM 990-PF                      GAIN OR (LOSS) FROM SALE OF ASSETS                      STATEMENT    1
 

---

(A) DESCRIPTION OF PROPERTY			MANNER ACQUIRED	DATE ACQUIRED	DATE SOLD
LT CAPITAL GAIN DIVIDENDS			PURCHASED		
(B) GROSS SALES PRICE	(C) COST OR OTHER BASIS	(D) EXPENSE OF SALE	(E) DEPREC.	(F) GAIN OR LOSS	
12,827.	0.	0.	0.	12,827.	

(A) DESCRIPTION OF PROPERTY			MANNER ACQUIRED	DATE ACQUIRED	DATE SOLD
ST CAPITAL GAIN DIVIDENDS			PURCHASED		
(B) GROSS SALES PRICE	(C) COST OR OTHER BASIS	(D) EXPENSE OF SALE	(E) DEPREC.	(F) GAIN OR LOSS	
34,662.	0.	0.	0.	34,662.	

(A) DESCRIPTION OF PROPERTY			MANNER ACQUIRED	DATE ACQUIRED	DATE SOLD
SALES OF PUBLICLY TRADED SECURITIES			PURCHASED		
(B) GROSS SALES PRICE	(C) COST OR OTHER BASIS	(D) EXPENSE OF SALE	(E) DEPREC.	(F) GAIN OR LOSS	
1,588,965.	1,424,232.	0.	0.	164,733.	

CAPITAL GAINS DIVIDENDS FROM PART IV	0.
TOTAL TO FORM 990-PF, PART I, LINE 6A	<u>212,222.</u>

## FORM 990-PF INTEREST ON SAVINGS AND TEMPORARY CASH INVESTMENTS STATEMENT 2

SOURCE	AMOUNT
MONEY MARKET & TEMPORARY INVESTMENTS	95.
TOTAL TO FORM 990-PF, PART I, LINE 3, COLUMN A	95.

## FORM 990-PF DIVIDENDS AND INTEREST FROM SECURITIES STATEMENT 3

SOURCE	GROSS AMOUNT	CAPITAL GAINS DIVIDENDS	COLUMN (A) AMOUNT
TRUST INVESTMENT INCOME	88,774.	0.	88,774.
TOTAL TO FM 990-PF, PART I, LN 4	88,774.	0.	88,774.

## FORM 990-PF OTHER INCOME STATEMENT 4

DESCRIPTION	(A) REVENUE PER BOOKS	(B) NET INVEST- MENT INCOME	(C) ADJUSTED NET INCOME
PARTNERSHIP INCOME	59.	59.	
FOREIGN TAX REFUND	247.	247.	
CLASS ACTION PROCEEDS	3,874.	0.	
RETURN OF CAPITAL	3.	0.	
TOTAL TO FORM 990-PF, PART I, LINE 11	4,183.	306.	

## FORM 990-PF ACCOUNTING FEES STATEMENT 5

DESCRIPTION	(A) EXPENSES PER BOOKS	(B) NET INVEST- MENT INCOME	(C) ADJUSTED NET INCOME	(D) CHARITABLE PURPOSES
TAX PREP FEES	700.	0.		700.
TO FORM 990-PF, PG 1, LN 16B	700.	0.		700.

## FORM 990-PF

## TAXES

STATEMENT 6

DESCRIPTION	(A) EXPENSES PER BOOKS	(B) NET INVEST- MENT INCOME	(C) ADJUSTED NET INCOME	(D) CHARITABLE PURPOSES
FOREIGN TAX PAID	198.	198.		0.
TO FORM 990-PF, PG 1, LN 18	198.	198.		0.

## FORM 990-PF

## OTHER EXPENSES

STATEMENT 7

DESCRIPTION	(A) EXPENSES PER BOOKS	(B) NET INVEST- MENT INCOME	(C) ADJUSTED NET INCOME	(D) CHARITABLE PURPOSES
ACCOUNT MAINTENANCE FEES	500.	500.		0.
MAP MANAGER FEES	14,901.	14,901.		0.
PROCESSING FEES	9.	9.		0.
TO FORM 990-PF, PG 1, LN 23	15,410.	15,410.		0.

## FORM 990-PF

## OTHER DECREASES IN NET ASSETS OR FUND BALANCES

STATEMENT 8

DESCRIPTION	AMOUNT
RETURN OF CAPITAL CARRYING VALUE ADJUSTMENT	3.
TOTAL TO FORM 990-PF, PART III, LINE 5	3.

## FORM 990-PF

## CORPORATE STOCK

STATEMENT 9

DESCRIPTION	BOOK VALUE	FAIR MARKET VALUE
CORPORATE STOCK	1,801,972.	2,442,229.
TOTAL TO FORM 990-PF, PART II, LINE 10B	1,801,972.	2,442,229.

FORM 990-PF

OTHER INVESTMENTS

STATEMENT 10

<u>DESCRIPTION</u>	<u>VALUATION METHOD</u>	<u>BOOK VALUE</u>	<u>FAIR MARKET VALUE</u>
TOTAL TRUST INVESTMENTS	COST	0.	0.
MUTUAL FUNDS - FIXED	COST	1,491,860.	1,555,421.
MUTUAL FUNDS - EQUITY	COST	632,154.	757,152.
TOTAL TO FORM 990-PF, PART II, LINE 13		<u>2,124,014.</u>	<u>2,312,573.</u>

0119-2011-05011 5 PA

## Application for Extension of Time To File an Exempt Organization Return

▶ File a separate application for each return.

- If you are filing for an **Automatic 3-Month Extension**, complete only **Part I** and check this box
- If you are filing for an **Additional (Not Automatic) 3-Month Extension**, complete only **Part II** (on page 2 of this form)

**Do not complete Part II unless you have already been granted an automatic 3-month extension on a previously filed Form 8868 Electronic filing (e-file).** You can electronically file Form 8868 if you need a 3-month automatic extension of time to file (6 months for a corporation required to file Form 990-T), or an additional (not automatic) 3-month extension of time. You can electronically file Form 8868 to request an extension of time to file any of the forms listed in Part I or Part II with the exception of Form 8870, Information Return for Transfers Associated With Certain Personal Benefit Contracts, which must be sent to the IRS in paper format (see instructions). For more details on the electronic filing of this form, visit [www.irs.gov/efile](http://www.irs.gov/efile) and click on *e-file for Charities & Nonprofits*.

**Part I Automatic 3-Month Extension of Time.** Only submit original (no copies needed).

A corporation required to file Form 990-T and requesting an automatic 6-month extension - check this box and complete Part I only

All other corporations (including 1120-C filers), partnerships, REMICs, and trusts must use Form 7004 to request an extension of time to file income tax returns.

<b>Type or print</b>	Name of exempt organization <b>ANNE G CARSON CHARITABLE TRUST</b>	Employer identification number <b>25-6435748</b>
File by the due date for filing your return. See instructions.	Number, street, and room or suite no. If a P.O. box, see instructions. <b>C/O PNC BANK, 620 LIBERTY AVE, NO. 10TH FL</b>	
	City, town or post office, state, and ZIP code. For a foreign address, see instructions. <b>PITTSBURGH, PA 15222</b>	

Enter the Return code for the return that this application is for (file a separate application for each return) 01

Application Is For	Return Code	Application Is For	Return Code
Form 990	01	Form 990-T (corporation)	07
Form 990-BL	02	Form 1041-A	08
Form 990-EZ	03	Form 4720	09
Form 990-PF	04	Form 5227	10
Form 990-T (sec 401(a) or 408(a) trust)	05	Form 6069	11
Form 990-T (trust other than above)	06	Form 8870	12

**PNC BANK, N.A. - 620 LIBERTY AVENUE, 10TH FLOOR -**

- The books are in the care of ▶ **PITTSBURGH, PA 15222-2705**  
 Telephone No. ▶ **412-762-9161** FAX No. ▶ \_\_\_\_\_

- If the organization does not have an office or place of business in the United States, check this box
- If this is for a Group Return, enter the organization's four digit Group Exemption Number (GEN) \_\_\_\_\_. If this is for the whole group, check this box . If it is for part of the group, check this box  and attach a list with the names and EINs of all members the extension is for

**1** I request an automatic 3-month (6 months for a corporation required to file Form 990-T) extension of time until **AUGUST 15, 2011**, to file the exempt organization return for the organization named above. The extension is for the organization's return for:  
 ▶  calendar year **2010** or  
 ▶  tax year beginning \_\_\_\_\_, and ending \_\_\_\_\_

**2** If the tax year entered in line 1 is for less than 12 months, check reason:  Initial return  Final return  Change in accounting period

<b>3a</b> If this application is for Form 990-BL, 990-PF, 990-T, 4720, or 6069, enter the tentative tax, less any nonrefundable credits. See instructions.	<b>3a</b>	\$	0.
<b>b</b> If this application is for Form 990-PF, 990-T, 4720, or 6069, enter any refundable credits and estimated tax payments made. Include any prior year overpayment allowed as a credit.	<b>3b</b>	\$	0.
<b>c</b> Balance due. Subtract line 3b from line 3a. Include your payment with this form, if required, by using EFTPS (Electronic Federal Tax Payment System). See instructions.	<b>3c</b>	\$	0.

**Caution.** If you are going to make an electronic fund withdrawal with this Form 8868, see Form 8453-EO and Form 8879-EO for payment instructions.

• If you are filing for an **Additional (Not Automatic) 3-Month Extension**, complete only Part II and check this box

**Note.** Only complete Part II if you have already been granted an automatic 3-month extension on a previously filed Form 8868

• If you are filing for an **Automatic 3-Month Extension**, complete only Part I (on page 1).

<b>Part II</b>	<b>Additional (Not Automatic) 3-Month Extension of Time.</b> Only file the original (no copies needed)	
Type or print File by the extended due date for filing your return. See instructions	Name of exempt organization <b>ANNE G CARSON CHARITABLE TRUST</b>	Employer identification number <b>25-6435748</b>
	Number, street, and room or suite no. If a P O box, see instructions. <b>C/O PNC BANK, 620 LIBERTY AVE, NO. 10THFL</b>	
	City, town or post office, state, and ZIP code. For a foreign address, see instructions <b>PITTSBURGH, PA 15222</b>	

Enter the Return code for the return that this application is for (file a separate application for each return)

**01**

Application Is For	Return Code	Application Is For	Return Code
Form 990	01		
Form 990-BL	02	Form 1041-A	08
Form 990-EZ	03	Form 4720	09
Form 990-PF	04	Form 5227	10
Form 990-T (sec. 401(a) or 408(a) trust)	05	Form 6069	11
Form 990-T (trust other than above)	06	Form 8870	12

**STOP! Do not complete Part II if you were not already granted an automatic 3-month extension on a previously filed Form 8868.**

**PNC BANK, N.A. - 620 LIBERTY AVENUE, 10TH FLOOR -**

• The books are in the care of **PITTSBURGH, PA 15222-2705**

Telephone No **412-762-9161**

FAX No.

• If the organization does not have an office or place of business in the United States, check this box

• If this is for a Group Return, enter the organization's four digit Group Exemption Number (GEN)  If this is for the whole group, check this box . If it is for part of the group, check this box  and attach a list with the names and EINs of all members the extension is for.

4 I request an additional 3-month extension of time until **NOVEMBER 15, 2011.**

5 For calendar year **2010**, or other tax year beginning \_\_\_\_\_, and ending \_\_\_\_\_

6 If the tax year entered in line 5 is for less than 12 months, check reason:  Initial return  Final return  
 Change in accounting period

7 State in detail why you need the extension \_\_\_\_\_

**NEED ADDITIONAL INFORMATION TO FILE AN ACCURATE TAX RETURN.**

a If this application is for Form 990-BL, 990-PF, 990-T, 4720, or 6069, enter the tentative tax, less any nonrefundable credits. See instructions.	<b>8a</b>	\$	0.
b If this application is for Form 990-PF, 990-T, 4720, or 6069, enter any refundable credits and estimated tax payments made. Include any prior year overpayment allowed as a credit and any amount paid previously with Form 8868	<b>8b</b>	\$	0.
c <b>Balance due.</b> Subtract line 8b from line 8a. Include your payment with this form, if required, by using EFTPS (Electronic Federal Tax Payment System). See instructions	<b>8c</b>	\$	0.

**Signature and Verification**

Under penalties of perjury, I declare that I have examined this form, including accompanying schedules and statements, and to the best of my knowledge and belief, it is true, correct, and complete, and that I am authorized to prepare this form.

Signature **Dale Sr. Kohler** Title **ASSISTANT VICE-PRESIDENT** Date

SUMMARY OF INVESTMENTS

AS OF 12/31/10

ACCOUNT  
21-10-501-0501161

ANNE G CARSON CHARITABLE TRUST

	CARRYING VALUE	TAX COST	MARKET VALUE	% OF MARKET	ESTIMATED INCOME	YIELD AT MARKET
PRINCIPAL CASH	117,891.00	117,891.00	117,891.00	2.419	73.09	.062
CASH EQUIVALENTS						
FIXED INCOME MUTUAL FUNDS - FIXED	1,491,860.15	1,491,724.31	1,555,421.01	31.921	52,106.49	3.350
EQUITIES						
COMMON STOCK	1,801,971.77	1,642,198.56	2,442,228.63	50.121	26,108.91	1.069
MUTUAL FUNDS - EQUITY	632,154.10	595,382.12	757,152.27	15.539	11,148.21	1.472
TOTAL EQUITIES	2,434,125.87	2,237,580.68	3,199,380.90	65.659	37,257.12	1.165
TOTAL PRINCIPAL ASSETS	4,043,877.02	3,847,195.99	4,872,692.91	100.000	89,436.70	1.835
CASH EQUIVALENTS	6,372.94	6,372.94	6,372.94	100.000	3.95	.062
ACCOUNT TOTAL	4,050,249.96	3,853,568.93	4,879,065.85		89,440.65	1.833



STATEMENT OF INVESTMENTS

AS OF 12/31/10

ACCOUNT 21-10-501-0501161 ANNE G CARSON CHARITABLE TRUST

PAR VALUE /SHARES	INVESTMENT DESCRIPTION	CARRYING VALUE	TAX COST	MARKET VALUE	% OF MARKET	ESTIMATED INCOME	YIELD AT MARKET	MARKET UNIT PRICE
<b>CASH EQUIVALENTS</b>								
3,422.570	BLACKROCK LIQUIDITY FUNDS TEMPFUND ADMINISTRATION SHARES #H1 ACCOUNT 21-10-640-0501161	3,422.57	3,422.57	3,422.57	.070	2.12	.062	1.000
47.610	BLACKROCK LIQUIDITY FUNDS TEMPFUND ADMINISTRATION SHARES #H1 (INCOME INVESTMENT) ACCOUNT 21-10-640-0501161	47.61	47.61	47.61	.001	.03	.063	1.000
294.680	BLACKROCK LIQUIDITY FUNDS TEMPFUND ADMINISTRATION SHARES #H1 (INCOME INVESTMENT) ACCOUNT 21-10-612-0501161	294.68	294.68	294.68	.006	.18	.061	1.000
22,925.870	BLACKROCK LIQUIDITY FUNDS TEMPFUND ADMINISTRATION SHARES #H1 ACCOUNT 21-10-612-0501161	22,925.87	22,925.87	22,925.87	.470	14.21	.062	1.000
80,806.360	BLACKROCK LIQUIDITY FUNDS TEMPFUND ADMINISTRATION SHARES #H1 ACCOUNT 21-10-633-0501161	80,806.36	80,806.36	80,806.36	1.656	50.10	.062	1.000
2,138.760	BLACKROCK LIQUIDITY FUNDS TEMPFUND ADMINISTRATION SHARES #H1 (INCOME INVESTMENT) ACCOUNT 21-10-633-0501161	2,138.76	2,138.76	2,138.76	.044	1.33	.062	1.000



STATEMENT OF INVESTMENTS

AS OF 12/31/10

PAGE 3

ACCOUNT  
21-10-501-0501161

ANNE G CARSON CHARITABLE TRUST

PAR VALUE /SHARES	INVESTMENT DESCRIPTION	CARRYING VALUE	TAX COST	MARKET VALUE	% OF MARKET	ESTIMATED INCOME	YIELD AT MARKET	MARKET UNIT PRICE
10,736.200	BLACKROCK LIQUIDITY FUNDS TEMPFUND ADMINISTRATION SHARES #H1 ACCOUNT 21-10-001-0501161	10,736.20	10,736.20	10,736.20	.220	6.66	.062	1.000
3,891.890	BLACKROCK LIQUIDITY FUNDS TEMPFUND ADMINISTRATION SHARES #H1 (INCOME INVESTMENT) ACCOUNT 21-10-001-0501161	3,891.89	3,891.89	3,891.89	.080	2.41	.062	1.000
	TOTAL CASH EQUIVALENTS	<u>124,263.94</u>	<u>124,263.94</u>	<u>124,263.94</u>	<u>2.547</u>	<u>77.04</u>	<u>.062</u>	
	COMMON STOCK							
127.000	ABBOTT LABORATORIES INC	6,110.24	5,913.62	6,086.57	.125	223.52	3.674	47.910
91.000	ABB LTD SPONSORED ADR	1,810.36	1,775.00	2,042.95	.042	43.13	2.111	22.450
331.000	TARGET CORP	16,099.59	15,516.00	19,903.03	.408	331.00	1.663	60.130
19.000	HERBALIFE LTD ACCOUNT 21-10-640-0501161	1,131.02	1,131.02	1,299.03	.027	17.10	1.316	68.370
300.000	INGERSOLL-RAND PLC SEDOL: B633030 ISIN: IE00B6330302 ACCOUNT 21-10-612-0501161	11,291.09	11,192.69	14,127.00	.290	84.00	.595	47.090
258.000	MARVELL TECHNOLOGY GROUP LTD ACCOUNT 21-10-640-0501161	3,946.65	3,814.91	4,785.90	.098			18.550



STATEMENT OF INVESTMENTS

AS OF 12/31/10

PAGE 4

ACCOUNT 21-10-501-0501161 ANNE G CARSON CHARITABLE TRUST

PAR VALUE /SHARES	INVESTMENT DESCRIPTION	CARRYING VALUE	TAX COST	MARKET VALUE	% OF MARKET	ESTIMATED INCOME	YIELD AT MARKET	MARKET UNIT PRICE
141.000	TRANSOCEAN LTD SEDOL B3KFW1 ISIN CH0048265513 ACCOUNT 21-10-633-0501161	12,377.10	9,385.93	9,800.91	.201	12.69	.129	69.510
123.000	TYCO INTERNATIONAL LTD SEDOL: B64GC98 ISIN: CH0100383485 ACCOUNT 21-10-633-0501161	6,195.05	5,977.84	5,097.12	.104	103.32	2.027	41.440
58.000	CHECK POINT SOFTWARE TECH SEDOL 2I81334 ISIN IL001082413 ACCOUNT 21-10-640-0501161	2,479.55	2,479.55	2,683.08	.055			46.260
70.000	ASHL HOLDING NV F ISIN USN070591862 ACCOUNT 21-10-640-0501161	2,061.91	2,061.91	2,683.80	.055	15.96	.595	38.340
25.000	ABERCROMBIE & FITCH CO CL A ACCOUNT 21-10-640-0501161	1,042.47	1,042.47	1,440.75	.030	17.50	1.215	57.630
515.000	AGILENT TECHNOLOGIES (IPO) ACCOUNT 21-10-633-0501161	11,756.80	8,797.80	21,336.45	.437			41.430
366.000	AGILENT TECHNOLOGIES (IPO) ACCOUNT 21-10-612-0501161	12,276.90	12,218.47	15,163.38	.311			41.430
13.000	AGRIVUM INC SEDOL 2015530 ISIN CA0089161081 ACCOUNT 21-10-640-0501161	643.40	622.65	1,192.75	.024	1.43	.120	91.750



## STATEMENT OF INVESTMENTS

AS OF 12/31/10

PAGE 5

ACCOUNT  
21-10-501-0501161

ANNE G CARSON CHARITABLE TRUST

PAR VALUE /SHARES	INVESTMENT DESCRIPTION	CARRYING VALUE	TAX COST	MARKET VALUE	% OF MARKET	ESTIMATED INCOME	YIELD AT MARKET	MARKET UNIT PRICE
205.000	ALLERGAN INC ACCOUNT 21-10-612-0501161	12,559.41	12,540.33	14,077.35	.289	41.00	.291	68.670
369.000	ALTERA CORP ACCOUNT 21-10-612-0501161	10,630.89	10,630.89	13,129.02	.269	88.56	.675	35.580
33.000	ALTERA CORP ACCOUNT 21-10-640-0501161	725.53	725.53	1,174.14	.024	7.92	.675	35.580
41.000	AMAZON COM INC ACCOUNT 21-10-640-0501161	2,688.84	2,606.00	7,380.00	.151			180.000
308.000	AMAZON COM INC ACCOUNT 21-10-612-0501161	22,878.61	18,606.03	55,440.00	1.136			180.000
135.000	AMERICAN EXPRESS CO ACCOUNT 21-10-612-0501161	6,162.03	6,162.03	5,794.20	.119	97.20	1.678	42.920
1,268.000	AMERICAN EXPRESS CO ACCOUNT 21-10-633-0501161	40,424.03	32,612.01	54,422.56	1.115	912.96	1.678	42.920
215.000	AMERIPRISE FINANCIAL INC-W/I ACCOUNT 21-10-633-0501161	7,277.93	6,958.65	12,373.25	.254	154.80	1.251	57.550
22.000	AMPHENOL CORP NEW CL A ACCOUNT 21-10-640-0501161	1,040.95	1,040.95	1,161.16	.024	1.32	.114	52.780
79.000	ANGLO AMERICAN PLC UNSP ADR ACCOUNT 21-10-640-0501161	1,180.28	1,180.28	2,062.69	.042	8.30	.402	26.110
240.000	ANHEUSER BUSCH INBEV SPONSORED ADR ACCOUNT 21-10-612-0501161	14,655.05	14,655.05	13,701.60	.281	92.64	.676	57.090



## STATEMENT OF INVESTMENTS

AS OF 12/31/10

PAGE 6

ACCOUNT  
21-10-501-0501161

ANNE G CARSON CHARITABLE TRUST

PAR VALUE /SHARES	INVESTMENT DESCRIPTION	CARRYING VALUE	TAX COST	MARKET VALUE	% OF MARKET	ESTIMATED INCOME	YIELD AT MARKET	MARKET UNIT PRICE
193.000	APACHE CORPORATION ACCOUNT 21-10-612-0501161	20,335.53	20,335.53	23,011.39	.472	115.80	.503	119.230
28.000	APACHE CORPORATION ACCOUNT 21-10-640-0501161	2,923.66	2,923.66	3,338.44	.068	16.80	.503	119.230
50.000	APPLE INC ACCOUNT 21-10-640-0501161	4,275.62	5,126.94	16,128.00	.331			322.560
173.000	APPLE INC ACCOUNT 21-10-612-0501161	26,224.37	6,365.10	55,802.88	1.144			322.560
66.000	ARM HOLDINGS PLC SPONSORED ADR ACCOUNT 21-10-640-0501161	1,056.72	1,056.72	1,369.50	.028	6.86	.501	20.750
34.000	AUTODESK INC ACCOUNT 21-10-640-0501161	1,302.17	1,302.17	1,298.80	.027	2.04	.157	38.200
22.000	BABCOCK & WILCOX CO ACCOUNT 21-10-640-0501161	505.92	505.92	562.98	.012			25.590
30.000	BAIDU INC ACCOUNT 21-10-640-0501161	419.40	419.40	2,895.90	.059			96.530
364.000	BAIDU INC ACCOUNT 21-10-612-0501161	21,774.22	19,141.49	35,136.92	.720			96.530
1,292.000	BANK NEW YORK MELLON CORP COM ACCOUNT 21-10-633-0501161	40,262.06	37,902.56	39,018.40	.800	465.12	1.192	30.200
47.000	BARRICK GOLD CORP SEDOL 2024677 ISIN CA0679011084 ACCOUNT 21-10-640-0501161	1,698.12	1,698.12	2,499.46	.051	22.56	.903	53.180



## STATEMENT OF INVESTMENTS

AS OF 12/31/10

ACCOUNT  
21-10-501-0501161

ANNE G CARSON CHARITABLE TRUST

PAGE 7

PAR VALUE /SHARES	INVESTMENT DESCRIPTION	CARRYING VALUE	TAX COST	MARKET VALUE	% OF MARKET	ESTIMATED INCOME	YIELD AT MARKET	MARKET UNIT PRICE
174.000	BAXTER INTERNATIONAL INC ACCOUNT 21-10-633-0501161	7,738.79	7,738.79	8,807.88	.181	215.76	2.450	50.620
158.000	BECTON DICKINSON & CO ACCOUNT 21-10-633-0501161	10,583.37	10,583.38	13,354.16	.274	259.12	1.940	84.520
418.000	BED BATH AND BEYOND ACCOUNT 21-10-633-0501161	14,563.68	14,455.39	20,544.70	.421			49.150
514.000	BERKSHIRE HATHAWAY INC CLASS B ACCOUNT 21-10-633-0501161	31,622.31	29,563.76	41,176.54	.844			80.110
189.000	BOEING CO ACCOUNT 21-10-612-0501161	12,737.89	12,323.38	12,334.14	.253	317.52	2.574	65.260
455.000	BROADCOM CORP ACCOUNT 21-10-612-0501161	16,346.51	16,324.05	19,815.25	.406	145.60	.735	43.550
151.000	BRUKER CORP ACCOUNT 21-10-640-0501161	1,917.36	1,917.36	2,506.60	.051			16.600
76.000	C.H.ROBINSON WORLDWIDE INC ACCOUNT 21-10-612-0501161	5,494.41	5,494.41	6,094.44	.125	88.16	1.447	80.190
5.000	CME GROUP INC A DERIVATIVES EXCHANGE ACCOUNT 21-10-640-0501161	1,096.36	1,096.36	1,608.75	.033	23.00	1.430	321.750
17.000	CNOOC LTD SPON ADR ACCOUNT 21-10-640-0501161	3,388.11	3,388.11	4,052.29	.083	80.65	1.990	238.370
1,514.000	CVS CAREMARK CORPORATION ACCOUNT 21-10-633-0501161	45,270.67	43,824.63	52,641.78	1.079	757.00	1.438	34.770



## STATEMENT OF INVESTMENTS

AS OF 12/31/10

PAGE 8

ACCOUNT 21-10-501-0501161 ANNE G CARSON CHARITABLE TRUST

PAR VALUE /SHARES	INVESTMENT DESCRIPTION	CARRYING VALUE	TAX COST	MARKET VALUE	% OF MARKET	ESTIMATED INCOME	YIELD AT MARKET	MARKET UNIT PRICE
862.000	CANADIAN NATURAL RESOURCES SEDOL 2171573 ISIN CAJ363851017 ACCOUNT 21-10-633-0501161	22,565.10	19,845.55	38,290.04	.785	259.46	.678	44.420
49.000	CARMAX INC ACCOUNT 21-10-640-0501161	1,043.75	1,043.75	1,562.12	.032			31.880
355.000	CELGENE CORP ACCOUNT 21-10-612-0501161	19,977.88	17,450.18	20,994.70	.430			59.140
429.000	CISCO SYSTEMS INC ACCOUNT 21-10-612-0501161	9,699.23	6,835.95	8,678.67	.178			20.230
59.000	CISCO SYSTEMS INC ACCOUNT 21-10-640-0501161	1,633.43	1,598.29	1,193.57	.024			20.230
60.000	CIRRUS LOGIC INC ACCOUNT 21-10-640-0501161	1,034.85	1,034.85	958.80	.020			15.980
17.000	CLIFFS NATURAL RESOURCES INC ACCOUNT 21-10-640-0501161	1,041.11	1,041.11	1,326.17	.027	9.52	.718	78.010
92.000	COACH INC ACCOUNT 21-10-640-0501161	2,735.07	2,844.79	5,088.52	.104	55.20	1.085	55.310
285.000	COACH INC ACCOUNT 21-10-612-0501161	9,011.01	7,990.53	15,763.35	.323	171.00	1.085	55.310
321.000	COCA COLA CO ACCOUNT 21-10-633-0501161	17,226.77	17,226.77	21,112.17	.433	564.96	2.676	65.770
161.000	COGNIZANT TECHNOLOGY SOLUTIONS ACCOUNT 21-10-612-0501161	11,982.42	11,982.42	11,799.69	.242			73.290



## STATEMENT OF INVESTMENTS

AS OF 12/31/10

PAGE 9

## ANNE G CARSON CHARITABLE TRUST

ACCOUNT  
21-10-501-0501161

PAR VALUE /SHARES	INVESTMENT DESCRIPTION	CARRYING VALUE	TAX COST	MARKET VALUE	% OF MARKET	ESTIMATED INCOME	YIELD AT MARKET	MARKET UNIT PRICE
-74.000	COGNIZANT TECHNOLOGY SOLUTIONS ACCOUNT 21-10-640-0501161	-6,700.17	-6,700.17	-5,423.46	.111			73.290
45.000	COMPLETE PRODTN SERVICES ACCOUNT 21-10-640-0501161	1,246.65	1,246.65	1,329.75	.027			29.550
250.000	COSTCO WHOLESALE CORP ACCOUNT 21-10-612-0501161	15,257.83	13,765.83	18,052.50	.370	205.00	1.136	72.210
1,003.000	COSTCO WHOLESALE CORP ACCOUNT 21-10-633-0501161	44,320.52	41,928.12	72,426.63	1.484	822.46	1.136	72.210
190.000	DEERE & CO ACCOUNT 21-10-612-0501161	14,668.97	14,668.97	15,779.50	.323	266.00	1.686	83.050
611.000	DEVON ENERGY CORP NEW ACCOUNT 21-10-633-0501161	26,019.90	22,651.66	47,969.61	.983	391.04	.815	78.510
254.000	DIAGEO PLC SPONSORED ADR ACCOUNT 21-10-633-0501161	13,132.09	12,038.16	18,879.82	.387	600.46	3.180	74.330
816.000	DISNEY WALT CO ACCOUNT 21-10-612-0501161	23,492.26	19,559.36	30,608.16	.627	326.40	1.066	37.510
432.000	DOLLAR GENERAL CORP ACCOUNT 21-10-612-0501161	10,533.17	10,067.23	13,249.44	.272			30.670
22.000	DOVER CORP ACCOUNT 21-10-640-0501161	1,137.03	1,137.03	1,285.90	.026	24.20	1.882	58.450
72.000	EMC CORP ACCOUNT 21-10-640-0501161	1,312.11	1,312.11	1,648.80	.034			22.900



## STATEMENT OF INVESTMENTS

AS OF 12/31/10

ACCOUNT  
21-10-501-0501161

ANNE G CARSON CHARITABLE TRUST

PAGE 10

PAR VALUE /SHARES	INVESTMENT DESCRIPTION	CARRYING VALUE	TAX COST	MARKET VALUE	% OF MARKET	ESTIMATED INCOME	YIELD AT MARKET	MARKET UNIT PRICE
509.000	EOG RES INC ACCOUNT 21-10-633-0501161	24,353.21	20,106.14	46,527.69	.954	315.58	.678	91.410
37.000	EATON CORP ACCOUNT 21-10-640-0501161	3,143.53	3,143.53	3,755.87	.077	85.84	2.285	101.510
92.000	EXPEDIA INC ACCOUNT 21-10-640-0501161	2,250.03	2,250.03	2,308.28	.047	25.76	1.116	25.090
238.000	EXPEDITORS INTERNATIONAL WASHINGTON INC ACCOUNT 21-10-612-0501161	9,790.75	9,779.25	12,994.80	.266	95.20	.733	54.600
443.000	EXPRESS SCRIPTS INC ACCOUNT 21-10-612-0501161	20,358.23	19,802.13	23,944.15	.491			54.050
486.000	EXPRESS SCRIPTS INC ACCOUNT 21-10-633-0501161	19,368.63	19,368.63	26,268.30	.538			54.050
20.000	F5 NETWORKS INC ACCOUNT 21-10-640-0501161	1,031.81	1,031.81	2,603.20	.053			130.160
7.000	FIRST SOLAR INC ACCOUNT 21-10-640-0501161	1,507.77	1,507.77	910.98	.019			130.140
46.000	FLUOR CORP ACCOUNT 21-10-640-0501161	2,102.12	2,102.12	3,047.96	.062	23.00	.755	66.260
10.000	FRANKLIN RESOURCES INC ACCOUNT 21-10-640-0501161	926.90	926.90	1,112.10	.023	10.00	.899	111.210
13.000	FREEMPORT MCMORAN COPPER & GOLD INC ACCOUNT 21-10-640-0501161	1,214.19	1,214.19	1,561.17	.032	26.00	1.665	120.090



STATEMENT OF INVESTMENTS

AS OF 12/31/10

ACCOUNT  
21-10-501-0501161

ANNE G CARSON CHARITABLE TRUST

PAGE 11

PAR VALUE /SHARES	INVESTMENT DESCRIPTION	CARRYING VALUE	TAX COST	MARKET VALUE	% OF MARKET	ESTIMATED INCOME	YIELD AT MARKET	MARKET UNIT PRICE
21.000	GEN PROBE INC ACCOUNT 21-10-640-0501161	1,495.68	1,495.68	1,225.35	.025			58.350
127.000	GOLDMAN SACHS GROUP INC ACCOUNT 21-10-612-0501161	15,315.18	12,767.35	21,356.32	.438	177.80	.833	168.160
57.000	GOOGLE INC-CL A ACCOUNT 21-10-612-0501161	23,364.45	14,602.18	33,856.29	.694			593.970
28.000	GOOGLE INC-CL A ACCOUNT 21-10-633-0501161	10,270.83	9,968.21	16,631.16	.341			593.970
12.000	GOOGLE INC-CL A ACCOUNT 21-10-640-0501161	3,765.93	2,476.63	7,127.64	.146			593.970
80.000	GRAFTECH INTERNATIONAL LTD ACCOUNT 21-10-640-0501161	1,207.24	1,207.24	1,587.20	.033			19.840
118.000	GREEN DOT CORP CLASS A ACCOUNT 21-10-612-0501161	5,889.93	5,889.93	6,695.32	.137			56.740
400.000	GRUPO TELEVISA SA DE CV SPONSORED ADR REPSTG ORD PARTN CTF ACCOUNT 21-10-633-0501161	6,029.08	5,118.64	10,372.00	.213	208.40	2.009	25.930
23.000	HANSEN NATURAL CORP ACCOUNT 21-10-640-0501161	1,086.31	1,086.31	1,202.44	.025			52.280
571.000	HARLEY DAVIDSON INC ACCOUNT 21-10-633-0501161	23,042.45	23,042.45	19,796.57	.406	228.40	1.154	34.670
29.000	HELMERICH & PAYNE INC ACCOUNT 21-10-640-0501161	1,239.49	1,239.49	1,405.92	.029	6.96	.495	48.480



## STATEMENT OF INVESTMENTS

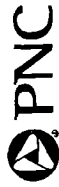
AS OF 12/31/10

PAGE 12

ACCOUNT  
21-10-501-0501161

ANNE G CARSON CHARITABLE TRUST

PAR VALUE /SHARES	INVESTMENT DESCRIPTION	CARRYING VALUE	TAX COST	MARKET VALUE	% OF MARKET	ESTIMATED INCOME	YIELD AT MARKET	MARKET UNIT PRICE
408.000	HEWLETT-PACKARD CO ACCOUNT 21-10-633-0501161	13,725.98	12,361.73	17,176.80	.352	130.56	.760	42.100
265.000	HEWLETT-PACKARD CO ACCOUNT 21-10-612-0501161	10,729.78	10,729.78	11,156.50	.229	84.80	.760	42.100
228.000	ILLUMINA INC ACCOUNT 21-10-612-0501161	10,288.92	10,287.63	14,441.52	.296			63.340
28.000	ILLUMINA INC ACCOUNT 21-10-640-0501161	1,130.20	1,130.20	1,773.52	.036			63.340
56.000	IMAX CORP ACCOUNT 21-10-640-0501161	1,107.08	1,107.08	1,571.92	.032			28.070
19.000	INFOSYS TECHNOLOGIES LTD SPONSORED ADR REPSTG 1/4 ACCOUNT 21-10-640-0501161	1,181.77	1,181.77	1,445.52	.030	9.63	.666	76.080
72.000	INTEL CORP ACCOUNT 21-10-640-0501161	1,414.32	1,414.32	1,514.16	.031	45.36	2.996	21.030
17.000	INTERCONTINENTAL EXCHANGE INC ACCOUNT 21-10-640-0501161	1,283.96	1,283.96	2,025.55	.042			119.150
250.000	INTERNATIONAL BUSINESS MACHS CORP ACCOUNT 21-10-612-0501161	33,181.83	33,026.02	36,690.00	.752	650.00	1.772	146.760
26.000	INTUIT SOFTWARE ACCOUNT 21-10-640-0501161	1,256.66	1,256.66	1,281.80	.026			49.300
933.000	IRON MTN INC PA ACCOUNT 21-10-633-0501161	18,729.83	18,188.09	23,334.33	.478	699.75	2.999	25.010



## STATEMENT OF INVESTMENTS

AS OF 12/31/10

PAGE 13

ACCOUNT  
21-10-501-0501161

ANNE G CARSON CHARITABLE TRUST

PAR VALUE /SHARES	INVESTMENT DESCRIPTION	CARRYING VALUE	TAX COST	MARKET VALUE	% OF MARKET	ESTIMATED INCOME	YIELD AT MARKET	MARKET UNIT PRICE
69.000	JABIL CIRCUIT ACCOUNT 21-10-640-0501161	1,059.87	1,059.87	1,386.21	.028	19.32	1.394	20.090
544.000	JOHNSON & JOHNSON ACCOUNT 21-10-633-0501161	30,828.43	30,828.43	33,646.40	.690	1,175.04	3.492	61.850
714.000	JUNIPER NETWORKS INC ACCOUNT 21-10-612-0501161	19,337.48	18,509.92	26,360.88	.540			36.920
46.000	KOMATSU LTD SPON ADR ACCOUNT 21-10-640-0501161	1,289.86	1,289.86	1,401.62	.029	2.81	.200	30.470
380.000	KRAFT FOODS INC - A SEDOL 2764296 ISIN US50075N1046 ACCOUNT 21-10-612-0501161	11,544.58	11,480.03	11,973.80	.245	440.80	3.681	31.510
151.000	LAUDER ESTEE COS INC CL A ACCOUNT 21-10-612-0501161	11,619.98	11,619.98	12,185.70	.250	113.25	.929	80.700
124.000	LOCKHEED MARTIN CORP ACCOUNT 21-10-633-0501161	8,709.82	8,709.82	8,668.84	.178	372.00	4.291	69.910
1,071.000	LOEWS CORPORATION ACCOUNT 21-10-633-0501161	24,140.89	22,831.42	41,672.61	.854	267.75	.643	38.910
32.000	LONGTOP FINL TECHNOLOGIES LTD ADR ISIN US54318P1084 SEDOL B28G1Z5 ACCOUNT 21-10-640-0501161	1,161.07	1,161.07	1,157.76	.024			36.180
35.000	LULULEMON ATHLETICA INC ACCOUNT 21-10-640-0501161	1,104.29	1,104.29	2,394.70	.049			68.420



## STATEMENT OF INVESTMENTS

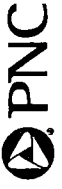
AS OF 12/31/10

PAGE 14

ANNE G CARSON CHARITABLE TRUST

ACCOUNT  
21-10-501-0501161

PAR VALUE /SHARES	INVESTMENT DESCRIPTION	CARRYING VALUE	TAX COST	MARKET VALUE	% OF MARKET	ESTIMATED INCOME	YIELD AT MARKET	MARKET UNIT PRICE
572.000	MARRIOTT INTERNATIONAL INC CL A ACCOUNT 21-10-612-0501161	15,099.58	14,852.40	23,760.88	.487	200.20	.843	41.540
81.000	MASTERCARD INC CL A ACCOUNT 21-10-612-0501161	14,297.05	12,772.44	18,152.91	.372	48.60	.268	224.110
44.000	MC DERMOTT INTERNATIONAL INC ACCOUNT 21-10-640-0501161	552.37	552.37	910.36	.019	8.80	.967	20.690
212.000	MEAD JOHNSON NUTRITION CO ACCOUNT 21-10-612-0501161	11,102.49	10,893.22	13,197.00	.270	190.80	1.446	62.250
207.000	MELCO CROWN ENTERTAINMENT LTD ADR ISIN US5854641009 SEDOL BIKYHF2 ACCOUNT 21-10-640-0501161	1,292.86	1,292.86	1,316.52	.027			6.360
26.000	MERCADOLIBRE INC ACCOUNT 21-10-640-0501161	1,080.67	1,080.67	1,732.77	.036			66.645
1,147.000	MERCK & CO INC ACCOUNT 21-10-633-0501161	33,822.02	25,431.04	41,337.88	.847	1,743.44	4.218	36.040
471.000	MICROSOFT CORP ACCOUNT 21-10-633-0501161	11,576.84	7,992.87	13,145.61	.269	301.44	2.293	27.910
-180.000	MONSANTO CO ACCOUNT 21-10-633-0501161	-12,017.97	-12,017.97	-12,535.20	.257	-201.60	1.608	69.640
372.000	MONSANTO CO ACCOUNT 21-10-612-0501161	25,688.29	25,688.29	25,906.08	.531	416.64	1.608	69.640
393.000	MOODY'S CORP ACCOUNT 21-10-633-0501161	10,307.27	9,473.29	10,430.22	.214	180.78	1.733	26.540



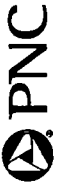
## STATEMENT OF INVESTMENTS

AS OF 12/31/10

PAGE 15

ACCOUNT 21-10-501-0501161 ANNE G CARSON CHARITABLE TRUST

PAR VALUE /SHARES	INVESTMENT DESCRIPTION	CARRYING VALUE	TAX COST	MARKET VALUE	% OF MARKET	ESTIMATED INCOME	YIELD AT MARKET	MARKET UNIT PRICE
30.000	NII HOLDINGS INC CL B	1,023.05	1,023.05	1,339.80	.027			44.660
	ACCOUNT 21-10-640-0501161							
36.000	NATIONAL OILWELL VARCO INC	1,258.25	1,009.38	2,421.00	.050	15.84	.654	67.250
	ACCOUNT 21-10-640-0501161							
57.000	NETAPP INC	1,368.00	1,368.00	3,132.72	.064			54.960
	ACCOUNT 21-10-640-0501161							
674.000	NETAPP INC	18,504.79	17,162.44	37,043.04	.759			54.960
	ACCOUNT 21-10-612-0501161							
8.000	NETFLIX INC	1,014.34	1,014.34	1,405.60	.029			175.700
	ACCOUNT 21-10-640-0501161							
348.000	NIKE INC CLASS B	21,568.80	20,549.04	29,726.16	.609	431.52	1.452	85.420
	ACCOUNT 21-10-612-0501161							
26.000	NOVO NORDISK A S ADR	1,985.48	1,985.48	2,926.82	.060	25.45	.870	112.570
	ACCOUNT 21-10-640-0501161							
201.000	OCCIDENTAL PETROLEUM CORP	13,252.23	10,218.74	19,718.10	.404	305.52	1.549	98.100
	ACCOUNT 21-10-612-0501161							
689.000	OCCIDENTAL PETROLEUM CORP	27,083.05	20,766.57	67,590.90	1.385	1,047.28	1.549	98.100
	ACCOUNT 21-10-633-0501161							
51.000	OMNIVISION TECHNOLOGIES INC	1,165.68	1,165.68	1,510.11	.031			29.610
	ACCOUNT 21-10-640-0501161							
123.000	ORACLE CORP	2,772.34	2,772.34	3,849.90	.079	24.60	.639	31.300
	ACCOUNT 21-10-640-0501161							



STATEMENT OF INVESTMENTS

AS OF 12/31/10

ACCOUNT  
21-10-501-0501161

ANNE G CARSON CHARITABLE TRUST

PAGE 16

PAR VALUE /SHARES	INVESTMENT DESCRIPTION	CARRYING VALUE	TAX COST	MARKET VALUE	% OF MARKET	ESTIMATED INCOME	YIELD AT MARKET	MARKET UNIT PRICE
1,201.000	ORACLE CORP ACCOUNT 21-10-612-0501161	31,513.95	31,513.95	37,591.50	.770	240.20	.639	31.300
41.000	PAN AMERICAN SILVER CORP ISIN CA6979001089 SEDOL 2669272 ACCOUNT 21-10-640-0501161	1,287.10	1,287.10	1,689.61	.035	2.05	.121	41.210
38.000	PARKER HANNIFIN CORP ACCOUNT 21-10-640-0501161	2,516.03	2,516.03	3,279.40	.067	44.08	1.344	86.300
1,465.000	PFIZER INC ACCOUNT 21-10-633-0501161	22,859.23	22,859.23	25,652.15	.526	1,172.00	4.569	17.510
220.000	PHILIP MORRIS INTERNAT-W/I ACCOUNT 21-10-633-0501161	6,011.75	5,719.81	12,876.60	.264	563.20	4.374	58.550
193.000	PHILLIPS-VAN HEUSEN CORP ACCOUNT 21-10-612-0501161	11,959.84	11,959.84	12,160.93	.249	28.95	.238	63.010
31.000	PLANTRONICS INC NEW ACCOUNT 21-10-640-0501161	987.01	987.01	1,153.82	.024	6.20	.537	37.220
190.000	POLO RALPH LAUREN CORP CL A ACCOUNT 21-10-612-0501161	16,615.52	16,579.38	21,074.80	.432	76.00	.361	110.920
37.000	POLYCOM INC ACCOUNT 21-10-640-0501161	1,313.46	1,313.46	1,442.26	.030			38.980
150.000	PRECISION CASTPARTS CORP ACCOUNT 21-10-612-0501161	16,318.97	15,568.54	20,881.50	.428	18.00	.086	139.210
41.000	PRICE T ROWE GROUP INC ACCOUNT 21-10-640-0501161	2,335.50	2,214.21	2,646.14	.054	44.28	1.673	64.540



STATEMENT OF INVESTMENTS

AS OF 12/31/10

PAGE 17

ANNE G CARSON CHARITABLE TRUST

ACCOUNT  
21-10-501-0501161

PAR VALUE /SHARES	INVESTMENT DESCRIPTION	CARRYING VALUE	TAX COST	MARKET VALUE	% OF MARKET	ESTIMATED INCOME	YIELD AT MARKET	MARKET UNIT PRICE
18.000	PRICELINE.COM INC ACCOUNT 21-10-640-0501161	4,208.25	4,208.25	7,191.90	.147			399.550
6.000	PRICELINE.COM INC ACCOUNT 21-10-612-0501161	2,427.56	2,427.56	2,397.30	.049			399.550
273.000	PROCTER & GAMBLE CO ACCOUNT 21-10-633-0501161	13,975.55	13,279.82	17,562.09	.360	526.07	2.995	64.330
1,625.000	PROGRESSIVE CORP OHIO ACCOUNT 21-10-633-0501161	27,875.97	25,481.25	32,288.75	.662	648.38	2.008	19.870
538.000	QUALCOMM INC ACCOUNT 21-10-612-0501161	21,487.73	21,457.70	26,625.62	.546	408.88	1.536	49.490
77.000	QUALCOMM INC ACCOUNT 21-10-640-0501161	2,966.23	2,966.23	3,810.73	.078	58.52	1.536	49.490
301.000	RED HAT INC ACCOUNT 21-10-612-0501161	12,389.15	12,389.15	13,740.65	.282			45.650
78.000	RIVERBED TECHNOLOGY INC ACCOUNT 21-10-640-0501161	1,120.39	1,120.39	2,743.26	.056			35.170
162.000	SALESFORCE.COM ACCOUNT 21-10-612-0501161	8,502.55	6,667.21	21,384.00	.438			132.000
461.000	SCHLUMBERGER LTD SEDOL 2779201 ISIN AN8068571086 ACCOUNT 21-10-612-0501161	30,925.94	21,688.58	38,493.50	.789	461.00	1.198	83.500
17.000	SCHLUMBERGER LTD SEDOL 2779201 ISIN AN8068571086 ACCOUNT 21-10-640-0501161	1,264.95	1,264.95	1,419.50	.029	17.00	1.198	83.500



## STATEMENT OF INVESTMENTS

AS OF 12/31/10

PAGE 18

## ANNE G CARSON CHARITABLE TRUST

ACCOUNT  
21-10-501-0501161

PAR VALUE /SHARES	INVESTMENT DESCRIPTION	CARRYING VALUE	TAX COST	MARKET VALUE	% OF MARKET	ESTIMATED INCOME	YIELD AT MARKET	MARKET UNIT PRICE
775.000	SCHWAB CHARLES CORP NEW ACCOUNT 21-10-612-0501161	13,277.98	8,159.98	13,260.25	.272	186.00	1.403	17.110
26.000	SCRIPPS NETWORKS INTERAC CL A ACCOUNT 21-10-640-0501161	1,365.77	1,365.77	1,345.50	.028	7.80	.580	51.750
1,296.000	SEALED AIR CORP ACCOUNT 21-10-633-0501161	26,579.26	24,684.95	32,983.20	.676	673.92	2.043	25.450
231.000	SHIRE PLC SPONSORED ADR ACCOUNT 21-10-612-0501161	13,152.73	12,493.97	16,719.78	.343	79.70	.477	72.380
726.000	STARBUCKS CORP ACCOUNT 21-10-612-0501161	17,812.50	17,786.74	23,326.38	.478	377.52	1.618	32.130
126.000	STARBUCKS CORP ACCOUNT 21-10-640-0501161	2,486.32	2,486.32	4,048.38	.083	65.52	1.618	32.130
38.000	TALEO CORP CLASS A ACCOUNT 21-10-640-0501161	973.30	973.30	1,050.70	.022			27.650
37.000	TECK RESOURCES LTD CL B ISIN CA8787422044 SEDOL 2124533 ACCOUNT 21-10-640-0501161	1,527.05	1,527.05	2,287.71	.047	13.95	.610	61.830
321.000	TEVA PHARMACEUTICAL INDS LTD ADR ACCOUNT 21-10-612-0501161	14,188.20	13,543.22	16,733.73	.343	214.11	1.280	52.130
795.000	TEXAS INSTRUMENTS INC ACCOUNT 21-10-633-0501161	17,225.77	12,987.11	25,837.50	.530	413.40	1.600	32.500



## STATEMENT OF INVESTMENTS

AS OF 12/31/10

PAGE 19

## ANNE G CARSON CHARITABLE TRUST

ACCOUNT  
21-10-501-0501161

PAR VALUE /SHARES	INVESTMENT DESCRIPTION	CARRYING VALUE	TAX COST	MARKET VALUE	% OF MARKET	ESTIMATED INCOME	YIELD AT MARKET	MARKET UNIT PRICE
271.000	TRANSATLANTIC HOLDINGS INC ACCOUNT 21-10-633-0501161	13,724.96	12,527.32	13,989.02	.287	227.64	1.627	51.620
43.000	TRIMBLE NAVIGATION LTD ACCOUNT 21-10-640-0501161	1,250.83	1,116.58	1,716.99	.035			39.930
124.000	UNION PACIFIC CORP ACCOUNT 21-10-612-0501161	7,727.77	7,631.88	11,489.84	.235	188.48	1.640	92.660
194.000	UNITED TECHNOLOGIES CORP ACCOUNT 21-10-612-0501161	13,093.03	12,466.48	15,271.68	.313	329.80	2.160	78.720
21.000	UNITED THERAPEUTICS CORP DEL ACCOUNT 21-10-640-0501161	1,190.86	1,190.86	1,327.62	.027			63.220
130.000	URBAN OUTFITTERS INC ACCOUNT 21-10-612-0501161	4,519.92	4,519.92	4,655.30	.095			35.810
21.000	VARIAN MEDICAL SYSTEMS INC ACCOUNT 21-10-640-0501161	615.65	615.65	1,454.88	.030			69.280
24.000	VEECO INSTRUMENTS INC DEL ACCOUNT 21-10-640-0501161	1,095.84	1,095.84	1,031.04	.021			42.960
33.000	VERIFONE SYSTEMS INC ACCOUNT 21-10-640-0501161	1,351.86	1,351.86	1,272.48	.026			38.560
179.000	VERTEX PHARMACEUTICALS INC ACCOUNT 21-10-612-0501161	6,016.45	5,597.98	6,270.37	.129			35.030
270.000	VISA INC CLASS A SHARES ACCOUNT 21-10-612-0501161	17,981.33	14,493.03	19,002.60	.389	162.00	.853	70.380



STATEMENT OF INVESTMENTS

AS OF 12/31/10

ACCOUNT 21-10-501-0501161 ANNE G CARSON CHARITABLE TRUST

PAR VALUE /SHARES	INVESTMENT DESCRIPTION	CARRYING VALUE	TAX COST	MARKET VALUE	% OF MARKET	ESTIMATED INCOME	YIELD AT MARKET	MARKET UNIT PRICE
382.000	VNWARE INC CLASS A ACCOUNT 21-10-612-0501161	20,265.99	19,826.49	33,963.62	.696			88.910
28.000	WATERS CORP ACCOUNT 21-10-640-0501161	1,546.12	1,546.12	2,175.88	.045			77.710
1,989.000	WELLS FARGO & COMPANY ACCOUNT 21-10-633-0501161	37,766.57	31,708.92	61,639.11	1.263	397.80	.645	30.990
371.000	WHOLE FOODS MKT INC ACCOUNT 21-10-612-0501161	13,641.55	13,592.51	18,768.89	.385	37.10	.198	50.590
	TOTAL COMMON STOCK	1,801,971.77	1,642,198.56	2,442,228.63	50.056	26,108.91	1.069	
	MUTUAL FUNDS - FIXED							
39,732.030	BLACKROCK BOND PORTFOLIO FUND #317 INSTITUTIONAL CLASS ACCOUNT 21-10-001-0501161	353,366.14	353,366.14	369,905.20	7.581	9,540.17	2.579	9.310
8,140.698	BLACKROCK INFLATION PROTECTED BD PORTFOLIO INST CLASS FD #360 ACCOUNT 21-10-001-0501161	83,062.76	83,062.76	88,652.20	1.817	1,991.52	2.246	10.890
5,411.177	FIDELITY ADVISOR FLOATING HIGH INCOME FUND I FUND #279 ACCOUNT 21-10-001-0501161	51,205.66	51,205.66	52,975.42	1.086	1,764.04	3.330	9.790
825.000	ISHARES IBOXX \$ INVESTOP INVESTMENT GRADE CORP BD FD ETF ACCOUNT 21-10-001-0501161	79,300.98	79,300.98	89,463.00	1.834	4,356.83	4.870	108.440



STATEMENT OF INVESTMENTS

AS OF 12/31/10

PAGE 21

ACCOUNT 21-10-501-0501161 ANNE G CARSON CHARITABLE TRUST

PAR VALUE /SHARES	INVESTMENT DESCRIPTION	CARRYING VALUE	TAX COST	MARKET VALUE	% OF MARKET	ESTIMATED INCOME	YIELD AT MARKET	MARKET UNIT PRICE
36,111.189	PIMCO FDS TOTAL RETURN BD FUND INSTL CLASS, FD #35 ACCOUNT 21-10-001-0501161	372,327.80	372,327.80	391,806.40	8.030	15,281.30	3.900	10.850
28,105.239	WELLS FARGO ADVANTAGE TOTAL RETURN BOND FUND I ACCOUNT 21-10-001-0501161	344,136.05	344,000.21	350,191.28	7.177	10,365.73	2.960	12.460
19,908.658	WESTERN ASSET INTMD BND-IN ACCOUNT 21-10-001-0501161	208,460.76	208,460.76	212,427.51	4.354	8,806.90	4.146	10.670
	TOTAL MUTUAL FUNDS - FIXED	1,491,860.15	1,491,724.31	1,555,421.01	31.879	52,106.49	3.350	
	MUTUAL FUNDS - EQUITY							
7,623.464	ARTISAN FDS INC INTERNATIONAL FUND # 661 ACCOUNT 21-10-001-0501161	168,275.34	141,706.08	165,429.17	3.391	3,125.62	1.889	21.700
2,364.687	BARON SMALL CAP FUND FUND #583 ACCOUNT 21-10-001-0501161	45,000.00	45,000.00	56,232.26	1.153			23.780
1,339.540	BLACKROCK FUNDS INTL OPPORTUNITIES PORTFOLIO FUND 334 INSTITUTIONAL SHARES ACCOUNT 21-10-001-0501161	40,474.98	40,474.98	46,857.11	.960	1,919.59	4.097	34.980
2,667.550	DODGE & COX INTERNATIONAL STOCK FUND ACCOUNT 21-10-001-0501161	81,302.20	81,302.20	95,257.50	1.952	1,163.04	1.221	35.710



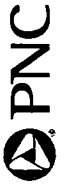
STATEMENT OF INVESTMENTS

AS OF 12/31/10

PAGE 22

ACCOUNT 21-10-501-0501161 ANNE G CARSON CHARITABLE TRUST

PAR VALUE /SHARES	INVESTMENT DESCRIPTION	CARRYING VALUE	TAX COST	MARKET VALUE	% OF MARKET	ESTIMATED INCOME	YIELD AT MARKET	MARKET UNIT PRICE
2,908.989	HARBOR INTERNATIONAL FUND CLASS INS ACCOUNT 21-10-001-0501161	102,767.03	94,513.05	176,139.28	3.610	2,996.26	1.701	60.550
2,170.394	PERKINS SMALL CAP VALUE FUND CLASS T SHARES INVESTOR CLASS FUND #1065 ACCOUNT 21-10-001-0501161	46,467.92	46,467.92	52,024.34	1.066	651.12	1.252	23.970
1,901.465	RS EMERGING MARKETS FUND CLASS A ACCOUNT 21-10-001-0501161	41,027.83	41,027.83	50,845.17	1.042	665.51	1.309	26.740
4,823.595	T ROME PRICE MID CAP VALUE FD #115 ACCOUNT 21-10-001-0501161	106,838.80	104,890.06	114,367.44	2.344	627.07	.548	23.710
	TOTAL MUTUAL FUNDS - EQUITY	<u>632,154.10</u>	<u>595,382.12</u>	<u>757,152.27</u>	<u>15.518</u>	<u>11,148.21</u>	<u>1.472</u>	
	TOTAL INVESTMENTS	4,050,249.96	3,853,568.93	4,879,065.85	100.000	89,440.65	1.833	



A C C O U N T S U M M A R Y

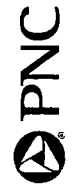
12/31/10 THROUGH 12/31/10

PAGE 23

ACCOUNT  
21-10-501-0501161

ANNE G CARSON CHARITABLE TRUST

	INCOME CASH	INCOME CARRYING VALUE	PRINCIPAL CASH	PRINCIPAL CARRYING VALUE
YOUR TRUST ACCOUNT BALANCES ON 12/31/10 WERE	0.00	6,372.94	0.00	4,043,877.02
DURING THE PERIOD INCOME WAS RECEIVED FROM				
NO DIVIDENDS THIS PERIOD				
NO NON-TAXABLE INTEREST INCOME THIS PERIOD				
NO TAXABLE INTEREST INCOME THIS PERIOD				
NO RENTAL INCOME THIS PERIOD				
THUS TOTAL INCOME RECEIVED EQUALED				
NO CONTRIBUTIONS WERE RECEIVED THIS PERIOD				
NO SALES THIS PERIOD				
NO INCOME OR PRINCIPAL TRANSFERS THIS PERIOD				
NO PURCHASES THIS PERIOD				
EXPENSES INCURRED DURING THIS PERIOD WERE				
NO FEES CHARGED THIS PERIOD				
NO OTHER EXPENSES THIS PERIOD				
FOR TOTAL EXPENSES OF				
NO PAYMENTS WERE MADE TO OR FOR YOU THIS PERIOD				
YOUR CURRENT BALANCES AS OF 12/31/10 ARE	0.00	6,372.94	0.00	4,043,877.02



BANK 21  
REGION 10  
OFFICE 633

- TRANSACTION-  
DESCRIPTION

DATE

-TRANSACTION-  
DESCRIPTION

-CODES-  
TRAN TAX INDV

HISTORY

- C A S H -  
INCOME

PRINCIPAL

INVEST/UNITS

TOTALS FOR TAX CODE 081

LONG TERM CAPITAL GAIN DISTRIBUTION

1.08

TOTALS FOR TAX CODE 830

SALES

372,195.81

320,738.33-P

51,457.48

- T R A N S A C T I O N A N A L Y S I S / S U M M A R Y -  
01/01/10 THROUGH 12/31/10  
ACCOUNT 0501161 ANNE G CARSON CHARITABLE TR LCVA

DATE 05/10/11  
TIME 08:28  
PAGE 0008

BANK 21  
REGION 10  
OFFICE 633

- TRANSACTION-  
DESCRIPTION

DATE

-TRANSACTION-  
DESCRIPTION

-CODES-  
TRAN TAX INDV

HISTORY

INCOME

CASH

PRINCIPAL

INVEST/UNITS

01-19-10 BNY CONVERGEX 01/13 SALE 140 SHS @ 32.00  
MISC .06  
CARDINAL HEALTH INC  
01-19-10 BNY CONVERGEX 01/13 SALE 27 SHS @ 584.6535  
MISC .20  
GOOGLE INC-CL A  
01-29-10 BNY CONVERGEX 01/26 SALE 115 SHS @ 50.5732  
MISC .07  
CONOCOPHILLIPS  
02-04-10 BNY CONVERGEX 02/01 SALE 655 SHS @ 21.5099  
MISC .18  
BLOCK H & R INC  
02-11-10 BNY CONVERGEX 02/08 SALE 31 SHS @ 83.56  
MISC .04  
TRANSOCEAN LTD  
SEDOL B3KFW1  
ISIN CH0048265513  
02-11-10 BNY CONVERGEX 02/08 SALE 225 SHS @ 29.2015  
MISC .08  
AGILENT TECHNOLOGIES (IPO)  
02-11-10 BNY CONVERGEX 02/08 SALE 120 SHS @ 36.911  
MISC .06  
AMERICAN EXPRESS CO  
02-11-10 BNY CONVERGEX 02/08 SALE 168 SHS @ 26.901  
MISC .06  
BANK NEW YORK MELLON CORP COM  
02-11-10 BNY CONVERGEX 02/08 SALE 22 SHS @ 74.74  
MISC .03  
BECTON DICKINSON & CO

085 830 9333 40719-00001 01-19-10 4,479.94 3,781.95-140,000-  
085 830 9333 40719-00002 01-19-10 15,785.44 8,703.99-27,000-  
085 830 9333 40729-00001 01-29-10 5,815.84 4,638.50-115,000-  
085 830 9333 40735-00002 02-04-10 14,088.81 15,479.32-655,000-  
085 830 9333 40742-00001 02-11-10 2,590.32 2,721.21-31,000-  
085 830 9333 40742-00003 02-11-10 6,570.25 5,136.47-225,000-  
085 830 9333 40742-00004 02-11-10 4,429.26 3,938.20-120,000-  
085 830 9333 40742-00005 02-11-10 4,519.31 5,347.85-168,000-  
085 830 9333 40742-00006 02-11-10 1,644.26 1,473.64-22,000-

DATE 05/10/11  
TIME 08:28  
PAGE 0001

- T R A N S A C T I O N A N A L Y S I S / S U M M A R Y -  
01/01/10 THROUGH 12/31/10  
ACCOUNT 0501161 ANNE G CARSON CHARITABLE TR LCVA

BANK 21  
 REGION 10  
 OFFICE 633

- T R A N S A C T I O N A N A L Y S I S / S U M M A R Y -  
 01/01/10 THROUGH 12/31/10  
 ACCOUNT 0501161 ANNE G CARSON CHARITABLE TR LCVA

DATE 05/10/11  
 TIME 08:28  
 PAGE 0002

DATE	-TRANSACTION- DESCRIPTION	-CODES- TRAN TAX INDV	HISTORY	INCOME	PRINCIPAL	INVEST/UNITS
02-11-10	BNY CONVERGEX 02/08 SALE 77 SHS @ 38.6516 MISC .04 BED BATH AND BEYOND	085 830	9333 40742-00007 02-11-10	2,976.13		2,682.78- 77,000-
02-11-10	BNY CONVERGEX 02/08 SALE 124 SHS @ 74.4443 MISC .12 BERKSHIRE HATHAWAY INC CLASS B	085 830	9333 40742-00008 02-11-10	9,230.98		7,628.73- 124,000-
02-11-10	BNY CONVERGEX 02/08 SALE 185 SHS @ 32.751 MISC .08 CVS CAREMARK CORPORATION	085 830	9333 40742-00009 02-11-10	6,058.86		5,505.00- 185,000-
02-11-10	BNY CONVERGEX 02/08 SALE 91 SHS @ 64.512 MISC .08 CANADIAN NATURAL RESOURCES SEDOL 2171573 ISIN CA1363851017	085 830	9333 40742-00010 02-11-10	5,870.52		4,764.32- 91,000-
02-11-10	BNY CONVERGEX 02/08 SALE 45 SHS @ 32.37 MISC .02 CARDINAL HEALTH INC	085 830	9333 40742-00011 02-11-10	1,456.63		1,215.63- 45,000-
02-11-10	BNY CONVERGEX 02/08 SALE 51 SHS @ 25.881 MISC .02 CAREFUSION CORP	085 830	9333 40742-00012 02-11-10	1,319.91		1,056.58- 51,000-
02-11-10	BNY CONVERGEX 02/08 SALE 23 SHS @ 52.87 MISC .02 COCA COLA CO	085 830	9333 40742-00013 02-11-10	1,215.99		1,253.35- 23,000-
02-11-10	BNY CONVERGEX 02/08 SALE 1,461 SHS @ 14.5369 MISC .27 COMCAST CORP CLASS A SPECIAL	085 830	9333 40742-00014 02-11-10	21,238.14		25,275.08- 1,461,000-
02-11-10	BNY CONVERGEX 02/08 SALE 279 SHS @ 58.201 MISC .21 COSTCO WHOLESALE CORP	085 830	9333 40742-00015 02-11-10	16,237.87		12,112.79- 279,000-

BANK 21  
 REGION 10  
 OFFICE 633

- TRANSACTION-  
 DESCRIPTION

DATE

INCOME

PRINCIPAL

INVEST/UNITS

DATE 05/10/11  
 TIME 08:28  
 PAGE 0003

- T R A N S A C T I O N A N A L Y S I S / S U M M A R Y -  
 01/01/10 THROUGH 12/31/10  
 ACCOUNT 0501161 ANNE G CARSON CHARITABLE TR LCVA

DATE	DESCRIPTION	-TRANSACTION- DESCRIPTION	-CODES- TRAN TAX INDV	HISTORY	INCOME	PRINCIPAL	INVEST/UNITS
02-11-10	BNY CONVERGEX 02/08 SALE 104 SHS @ 66.27 MISC .09 DEVON ENERGY CORP NEW		085 830 9333	40742-00016 02-11-10	6,891.99		4,428.92- 104,000-
02-11-10	BNY CONVERGEX 02/08 SALE 152 SHS @ 62.9509 MISC .12 DIAGEO PLC SPONSORED ADR		085 830 9333	40742-00017 02-11-10	9,568.41		7,858.57- 152,000-
02-11-10	BNY CONVERGEX 02/08 SALE 90 SHS @ 92.00 MISC .11 EOG RES INC		085 830 9333	40742-00018 02-11-10	8,279.89		4,306.07- 90,000-
02-11-10	BNY CONVERGEX 02/08 SALE 5 SHS @ 535.74 MISC .03 GOOGLE INC-CL A		085 830 9333	40742-00020 02-11-10	2,678.67		1,611.85- 5,000-
02-11-10	BNY CONVERGEX 02/08 SALE 111 SHS @ 18.3101 MISC .03 GRUPO TELEVISIA SA DE CV SPONSORED ADR REPSTG ORD PARTN CTF		085 830 9333	40742-00021 02-11-10	2,032.40		1,673.07- 111,000-
02-11-10	BNY CONVERGEX 02/08 SALE 133 SHS @ 47.791 MISC .08 HEWLETT-PACKARD CO		085 830 9333	40742-00023 02-11-10	6,356.12		4,474.40- 133,000-
02-11-10	BNY CONVERGEX 02/08 SALE 86 SHS @ 21.8801 MISC .02 IRON MTN INC PA		085 830 9333	40742-00024 02-11-10	1,881.66		1,725.80- 86,000-
02-11-10	BNY CONVERGEX 02/08 SALE 119 SHS @ 37.791 MISC .06 JPMORGAN CHASE & CO		085 830 9333	40742-00025 02-11-10	4,497.07		4,072.40- 119,000-
02-11-10	BNY CONVERGEX 02/08 SALE 142 SHS @ 34.9901 MISC .06 LOEWS CORPORATION		085 830 9333	40742-00026 02-11-10	4,968.53		3,000.70- 142,000-

BANK 21  
 REGION 10  
 OFFICE 633

- T R A N S A C T I O N A N A L Y S I S / S U M M A R Y -  
 01/01/10 THROUGH 12/31/10  
 ACCOUNT 0501161 ANNE G CARSON CHARITABLE TR LCVA

DATE 05/10/11  
 TIME 08:28  
 PAGE 0004

DATE	-TRANSACTION- DESCRIPTION	-CODES- TRAN TAX INDV	HISTORY	INCOME	PRINCIPAL	INVEST/UNITS
02-11-10	BNY CONVERGEX 02/08 SALE 254 SHS @ 27.74 MISC .09 MICROSOFT CORP	085 830	9333 40742-00027 02-11-10	7,045.87		6,243.14- 254.000-
02-11-10	BNY CONVERGEX 02/08 SALE 116 SHS @ 26.5516 MISC .04 MOODY'S CORP	085 830	9333 40742-00028 02-11-10	3,079.95		3,042.35- 116.000-
02-11-10	BNY CONVERGEX 02/08 SALE 172 SHS @ 76.5209 MISC .17 OCCIDENTAL PETROLEUM CORP	085 830	9333 40742-00029 02-11-10	13,161.43		6,760.94- 172.000-
02-11-10	BNY CONVERGEX 02/08 SALE 91 SHS @ 61.231 MISC .07 PROCTER & GAMBLE CO	085 830	9333 40742-00031 02-11-10	5,571.95		4,658.52- 91.000-
02-11-10	BNY CONVERGEX 02/08 SALE 254 SHS @ 16.251 MISC .05 PROGRESSIVE CORP OHIO	085 830	9333 40742-00032 02-11-10	4,127.70		4,357.23- 254.000-
02-11-10	BNY CONVERGEX 02/08 SALE 353 SHS @ 19.091 MISC .09 SEALED AIR CORP	085 830	9333 40742-00033 02-11-10	6,739.04		7,239.57- 353.000-
02-11-10	BNY CONVERGEX 02/08 SALE 429 SHS @ 23.19 MISC .13 TEXAS INSTRUMENTS INC	085 830	9333 40742-00034 02-11-10	9,948.38		9,295.42- 429.000-
02-11-10	BNY CONVERGEX 02/08 SALE 78 SHS @ 47.7631 MISC .05 TRANSATLANTIC HOLDINGS INC	085 830	9333 40742-00035 02-11-10	3,725.47		3,950.36- 78.000-
02-26-10	LONG TERM CAPITAL GAINS DISTRIBUTION PAYABLE 12/31/09 AT .0000 PER SHARE BLACKROCK LIQUIDITY FUNDS TEMPFUND ADMINISTRATION SHARES #H1	081 081 00-0000	40757-00003 02-26-10	.35		

BANK 21  
 REGION 10  
 OFFICE 633

- TRANSACTION-  
 DESCRIPTION

DATE

INCOME

PRINCIPAL

INVEST/UNITS

DATE 05/10/11  
 TIME 08:28  
 PAGE 0005

- T R A N S A C T I O N A N A L Y S I S / S U M M A R Y -  
 01/01/10 THROUGH 12/31/10  
 ACCOUNT 0501161 ANNE G CARSON CHARITABLE TR LCVA

DATE	DESCRIPTION	-CODES- TRAN TAX INDV	HISTORY	INCOME	PRINCIPAL	INVEST/UNITS
03-15-10	BNY CONVERGEX 03/10 SALE 160 SHS @ 43.15 MISC .09 JPMORGAN CHASE & CO	085 830	9333 40774-00001 03-15-10	6,903.91		5,475.49- 160.000-
04-29-10	BNY CONVERGEX 04/26 SALE 57 SHS @ 79.5841 MISC .08 BERKSHIRE HATHAWAY INC CLASS B	085 830	9333 40819-00001 04-29-10	4,536.22		3,506.75- 57.000-
05-27-10	BNY CONVERGEX 05/24 SALE 185 SHS @ 39.5755 MISC .12 JPMORGAN CHASE & CO	085 830	9333 40847-00001 05-27-10	7,321.34		6,331.04- 185.000-
06-01-10	BNY CONVERGEX 05/26 SALE 190 SHS @ 39.2034 MISC .13 JPMORGAN CHASE & CO	085 830	9333 40852-00003 06-01-10	7,448.52		6,502.14- 190.000-
06-16-10	BNY CONVERGEX 06/11 SALE 270 SHS @ 25.0292 MISC .11 MICROSOFT CORP	085 830	9333 40867-00002 06-16-10	6,757.77		6,636.40- 270.000-
06-21-10	BNY CONVERGEX 06/16 SALE 165 SHS @ 35.7687 MISC .10 CARDINAL HEALTH INC	085 830	9333 40872-00001 06-21-10	5,901.74		4,457.30- 165.000-
07-13-10	BNY CONVERGEX 07/08 SALE 130 SHS @ 51.2538 MISC .11 CONOCOPHILLIPS	085 830	9333 40894-00001 07-13-10	6,662.88		5,243.52- 130.000-
07-28-10	BNY CONVERGEX 07/23 SALE 134 SHS @ 63.5414 MISC .14 UNITED PARCEL SERVICE CL B	085 830	9333 40909-00002 07-28-10	8,514.40		7,725.84- 134.000-
07-30-10	BNY CONVERGEX 07/27 SALE 138 SHS @ 40.7859 MISC .10 JPMORGAN CHASE & CO	085 830	9333 40911-00002 07-30-10	5,628.36		4,722.61- 138.000-

BANK 21  
 REGION 10  
 OFFICE 633

- T R A N S A C T I O N A N A L Y S I S / S U M M A R Y -  
 01/01/10 THROUGH 12/31/10  
 ACCOUNT 0501161 ANNE G CARSON CHARITABLE TR LCVA

DATE 05/10/11  
 TIME 08:28  
 PAGE 0006

DATE	DESCRIPTION	-TRANSACTION-	-CODES-	HISTORY	INCOME	PRINCIPAL	INVEST/UNITS
DATE	DESCRIPTION		TRAN TAX INDV				
08-17-10	BNY CONVERGEX 08/12 SALE 124 SHS @ 22.8256 MISC .05 CAREFUSION CORP		085 830 9333	40929-00001 08-17-10	2,830.33		2,568.94- 124.000-
09-14-10	BNY CONVERGEX 09/09 SALE 305 SHS @ 82.0001 MISC .43 BERKSHIRE HATHAWAY INC CLASS B		085 830 9333	40957-00004 09-14-10	25,009.60		18,764.21- 305.000-
09-14-10	BNY CONVERGEX 09/09 SALE 165 SHS @ 34.0602 MISC .10 DISNEY WALT CO		085 830 9333	40957-00007 09-14-10	5,619.83		5,338.68- 165.000-
09-14-10	BNY CONVERGEX 09/09 SALE 140 SHS @ 24.0811 MISC .06 MICROSOFT CORP		085 830 9333	40957-00012 09-14-10	3,371.29		3,441.10- 140.000-
09-14-10	BNY CONVERGEX 09/09 SALE 95 SHS @ 77.63 MISC .13 OCCIDENTAL PETROLEUM CORP		085 830 9333	40957-00013 09-14-10	7,374.72		3,734.24- 95.000-
09-14-10	BNY CONVERGEX 09/09 SALE 60 SHS @ 60.32 MISC .07 PROCTER & GAMBLE CO		085 830 9333	40957-00014 09-14-10	3,619.13		3,071.55- 60.000-
09-14-10	BNY CONVERGEX 09/09 SALE 115 SHS @ 37.8701 MISC .08 VULCAN MATERIALS CO		085 830 9333	40957-00015 09-14-10	4,354.98		4,859.29- 115.000-
09-14-10	BNY CONVERGEX 09/09 SALE 230 SHS @ 25.6301 MISC .10 WELLS FARGO & COMPANY		085 830 9333	40957-00016 09-14-10	5,894.82		4,367.18- 230.000-
09-23-10	BNY CONVERGEX 09/20 SALE 1,190 SHS @ 14.00 MISC .28 NEWS CORPORATION CL A		085 830 9333	40966-00001 09-23-10	16,659.72		21,185.35- 1,190.000-

BANK 21  
 REGION 10  
 OFFICE 633

- T R A N S A C T I O N A N A L Y S I S / S U M M A R Y -  
 01/01/10 THROUGH 12/31/10  
 ACCOUNT 0501161 ANNE G CARSON CHARITABLE TR LCVA

DATE 05/10/11  
 TIME 08:28  
 PAGE 0007

DATE	-TRANSACTION- DESCRIPTION	-CODES- TRAN TAX INDV	HISTORY	- C A S H - INCOME	PRINCIPAL	INVEST/UNITS
10-12-10	BNY CONVERGEX 10/06 SALE 245 SHS @ 33.5602 MISC .14 DISNEY WALT CO	085 830	9333 40985-00001 10-12-10	8,222.11		7,927.12- 245.000-
12-10-10	BNY CONVERGEX 12/07 SALE 82 SHS @ 42.4538 MISC .06 VULCAN MATERIALS CO	085 830	9333 41044-00004 12-10-10	3,481.15		3,464.88- 82.000-
12-28-10	LONG TERM CAPITAL GAINS DISTRIBUTION PAYABLE 12/21/10 AT .0000 PER SHARE BLACKROCK LIQUIDITY FUNDS TEMPFUND ADMINISTRATION SHARES #H1	081 081 00-0000	41062-00001 12-28-10	.73		

BANK 21  
REGION 10  
OFFICE 640

- TRANSACTION-  
DESCRIPTION

DATE

01/01/10 THROUGH 12/31/10  
ACCOUNT 0501161 ANNE G CARSON CHARITABLE TR MCGR

DATE 05/10/11  
TIME 08:28  
PAGE 0011

-TRANSACTION-  
DESCRIPTION

-CODES-  
TRAN TAX INDV

- C A S H -  
INCOME

PRINCIPAL

INVEST/UNITS

TOTALS FOR TAX CODE 081

LONG TERM CAPITAL GAIN DISTRIBUTION

.05

TOTALS FOR TAX CODE 830

SALES

102,425.40

99,664.03-P

2761.37

BANK 21  
REGION 10  
OFFICE 640

- T R A N S A C T I O N A N A L Y S I S / S U M M A R Y -  
01/01/10 THROUGH 12/31/10  
ACCOUNT 0501161 ANNE G CARSON CHARITABLE TR MCGR

DATE 05/10/11  
TIME 08:28  
PAGE 0001

DATE	-TRANSACTION- DESCRIPTION	-CODES- TRAN TAX INDV	HISTORY	- C A S H - INCOME	PRINCIPAL	INVEST/UNITS
01-07-10	BNY CONVERGEX 01/04 SALE 49 SHS @ 23.80 MISC .03 EBAY INC	085 830	9333 40707-00002 01-07-10		1,166.17	1,392.91- 49,000-
01-08-10	BNY CONVERGEX 01/05 SALE 23 SHS @ 42.6968 MISC .03 ENSCO INTERNATIONAL PLC	085 830	9333 40708-00002 01-08-10		982.00	683.76- 23,000-
01-08-10	BNY CONVERGEX 01/05 SALE 46 SHS @ 40.3991 MISC .05 HONEYWELL INTL INC	085 830	9333 40708-00004 01-08-10		1,858.31	2,605.71- 46,000-
01-14-10	BNY CONVERGEX 01/11 SALE 65 SHS @ 20.252 MISC .03 GAMESTOP CORP CL A	085 830	9333 40714-00004 01-14-10		1,316.35	2,579.34- 65,000-
01-14-10	BNY CONVERGEX 01/11 SALE 46 SHS @ 33.4065 MISC .04 PRIDE INTERNATIONAL INC	085 830	9333 40714-00005 01-14-10		1,536.66	1,078.22- 46,000-
01-22-10	BNY CONVERGEX 01/19 SALE 18 SHS @ 65.8244 MISC .02 BUCYRUS INTL INC	085 830	9333 40722-00001 01-22-10		1,184.82	972.30- 18,000-
01-22-10	BNY CONVERGEX 01/19 SALE 22 SHS @ 43.2009 MISC .01 FTI CONSULTING INC	085 830	9333 40722-00002 01-22-10		950.41	1,609.14- 22,000-
01-29-10	BNY CONVERGEX 01/26 SALE 47 SHS @ 42.6061 MISC .03 AMERICA MOVIL S A B D E C V	085 830	9333 40729-00001 01-29-10		2,002.46	701.03- 47,000-
02-04-10	BNY CONVERGEX 02/01 SALE 19 SHS @ 56.8271 MISC .01 CELGENE CORP	085 830	9333 40735-00002 02-04-10		1,079.70	1,013.13- 19,000-
02-05-10	BNY CONVERGEX 02/02 SALE 3 SHS @ 424.0815 MISC .02 BAIDU INC	085 830	9333 40736-00002 02-05-10		1,272.23	419.40- 3,000-

BANK 21  
 REGION 10  
 OFFICE 640

- T R A N S A C T I O N A N A L Y S I S / S U M M A R Y -  
 01/01/10 THROUGH 12/31/10  
 ACCOUNT 0501161 ANNE G CARSON CHARITABLE TR MCGR

DATE 05/10/11  
 TIME 08:28  
 PAGE 0002

DATE	TRANSACTION- DESCRIPTION	-CODES- TRAN TAX INDV	HISTORY	- C A S H - INCOME	PRINCIPAL	INVEST/UNITS
02-09-10	BNY CONVERGEX 02/04 SALE 54 SHS @ 18.2006 MISC .01 LKQ CORP	085 830	9333 40740-00002 02-09-10	982.82	982.82	728.47- 54.000-
02-10-10	BNY CONVERGEX 02/05 SALE 19 SHS @ 48.5428 MISC .01 ITT CORPORATION	085 830	9333 40741-00002 02-10-10	922.30	922.30	979.74- 19.000-
02-10-10	BNY CONVERGEX 02/05 SALE 50 SHS @ 20.9017 MISC .01 PERKINELMER INC	085 830	9333 40741-00004 02-10-10	1,045.07	1,045.07	877.72- 50.000-
02-16-10	BNY CONVERGEX 02/10 SALE 20 SHS @ 49.1079 MISC .01 PRICE T ROWE GROUP INC	085 830	9333 40747-00001 02-16-10	982.15	982.15	1,139.27- 20.000-
02-19-10	BNY CONVERGEX 02/16 SALE 38 SHS @ 30.0059 MISC .01 SUNCOR ENERGY INC ISIN CA867224107 SEDOL B3NBOP5	085 830	9333 40750-00001 02-19-10	1,140.21	1,140.21	1,148.49- 38.000-
02-26-10	BNY CONVERGEX 02/23 SALE 45 SHS @ 23.1502 MISC .01 ALTERA CORP	085 830	9333 40757-00005 02-26-10	1,041.75	1,041.75	989.36- 45.000-
02-26-10	LONG TERM CAPITAL GAINS DISTRIBUTION PAYABLE 12/31/09 AT .0000 PER SHARE BLACKROCK LIQUIDITY FUNDS TEMPFUND ADMINISTRATION SHARES #H1	081 081 00-0000	40757-00006 02-26-10	.02	.02	
03-08-10	BNY CONVERGEX 03/03 SALE 10 SHS @ 81.6177 MISC .01 TRANSOCEAN LTD SEDOL B3KFWH1 ISIN CH00048265513	085 830	9333 40767-00001 03-08-10	816.17	816.17	1,378.96- 10.000-

BANK 21  
 REGION 10  
 OFFICE 640

- TRANSACTION-  
 DESCRIPTION

DATE

INCOME

PRINCIPAL

INVEST/UNITS

DATE 05/10/11  
 TIME 08:28  
 PAGE 0003

- T R A N S A C T I O N A N A L Y S I S / S U M M A R Y -  
 01/01/10 THROUGH 12/31/10  
 ACCOUNT 0501161 ANNE G CARSON CHARITABLE TR MCGR

DATE	DESCRIPTION	-TRANSACTION- DESCRIPTION	-CODES- TRAN TAX INDV	HISTORY	INCOME	PRINCIPAL	INVEST/UNITS
03-11-10	BNY CONVERGEX 03/08 SALE 11 SHS @ 85.2166 MISC .01 TRANSOCEAN LTD SEDOL B3KFW1 ISIN CH0048265513		085 830	9333 40770-00001 03-11-10		937.37	1,516.86- 11,000-
03-11-10	BNY CONVERGEX 03/08 SALE 32 SHS @ 20.40 MISC .01 SUNPOWER CO.		085 830	9333 40770-00003 03-11-10		652.79	2,313.34- 32,000-
03-12-10	BNY CONVERGEX 03/09 SALE 40 SHS @ 26.5413 MISC .01 FLIR SYSTEM INC		085 830	9333 40771-00001 03-12-10		1,061.64	838.92- 40,000-
03-15-10	BNY CONVERGEX 03/10 SALE 58 SHS @ 32.3814 MISC .02 BROADCOM CORP		085 830	9333 40774-00001 03-15-10		1,878.10	861.69- 58,000-
03-17-10	BNY CONVERGEX 03/12 SALE 25 SHS @ 64.0959 MISC .02 SCHLUMBERGER LTD		085 830	9333 40776-00001 03-17-10		1,602.38	1,431.86- 25,000-
03-18-10	BNY CONVERGEX 03/15 SALE 24 SHS @ 43.2514 MISC .01 NOBLE CORPORATION SEDOL: B65Z9D7 ISIN: CH0033347318		085 830	9333 40777-00001 03-18-10		1,038.02	1,376.14- 24,000-
03-19-10	BNY CONVERGEX 03/16 SALE 23 SHS @ 64.5611 MISC .02 BUCYRUS INTL INC		085 830	9333 40778-00001 03-19-10		1,484.89	1,242.38- 23,000-
03-30-10	BNY CONVERGEX 03/25 SALE 39 SHS @ 40.3218 MISC .02 NOBLE CORPORATION SEDOL: B65Z9D7 ISIN: CH0033347318		085 830	9333 40789-00001 03-30-10		1,572.53	2,236.23- 39,000-

BANK 21  
 REGION 10  
 OFFICE 640

- T R A N S A C T I O N A N A L Y S I S / S U M M A R Y -  
 01/01/10 THROUGH 12/31/10  
 ACCOUNT 0501161 ANNE G CARSON CHARITABLE TR MCGR

DATE 05/10/11  
 TIME 08:28  
 PAGE 0004

DATE	-TRANSACTION- DESCRIPTION	-CODES- TRAN TAX INDV	HISTORY	- C A S H - INCOME	PRINCIPAL	INVEST/UNITS
03-31-10	BNY CONVERGEX 03/26 SALE 4 SHS @ 39.8241 NOBLE CORPORATION SEDOL: B65Z9D7 ISIN: CH0033347318	085 830	9333 40790-00001 03-31-10		159.29	229.36- 4.000-
04-05-10	BNY CONVERGEX 03/30 SALE 24 SHS @ 36.9106 MISC .01 PERFECT WORLD CO LTD ADR ISIN US71372U1043 SEDOL B23F975	085 830	9333 40795-00001 04-05-10		885.84	991.02- 24.000-
04-13-10	BNY CONVERGEX 04/08 SALE 19 SHS @ 69.6362 MISC .02 RESEARCH IN MOTION LTD	085 830	9333 40803-00001 04-13-10		1,323.07	1,077.26- 19.000-
04-16-10	BNY CONVERGEX 04/13 SALE 21 SHS @ 83.4765 MISC .03 3M COMPANY	085 830	9333 40806-00006 04-16-10		1,752.98	1,491.76- 21.000-
04-21-10	BNY CONVERGEX 04/16 SALE 12 SHS @ 163.7605 MISC .03 GOLDMAN SACHS GROUP INC	085 830	9333 40811-00001 04-21-10		1,965.09	1,031.99- 12.000-
04-27-10	BNY CONVERGEX 04/22 SALE 4 SHS @ 256.7754 MISC .02 APPLE INC	085 830	9333 40817-00002 04-27-10		1,027.08	77.76- 4.000-
05-06-10	BNY CONVERGEX 05/03 SALE 49 SHS @ 40.4345 MISC .03 CAMERON INTL CORP	085 830	9333 40826-00002 05-06-10		1,981.26	1,707.45- 49.000-
05-07-10	BNY CONVERGEX 05/04 SALE 54 SHS @ 27.8503 MISC .03 JUNIPER NETWORKS INC	085 830	9333 40827-00002 05-07-10		1,503.89	852.65- 54.000-
05-21-10	BNY CONVERGEX 05/18 SALE 21 SHS @ 50.4854 MISC .02 ALEXION PHARMACEUTICALS INC	085 830	9333 40841-00001 05-21-10		1,060.18	932.03- 21.000-

BANK 21  
 REGION 10  
 OFFICE 640

- TRANSACTION-  
 DESCRIPTION

DATE

05-24-10

06-01-10

06-04-10

06-09-10

06-09-10

06-16-10

07-07-10

07-12-10

07-21-10

BNY CONVERGEX  
 05/19 SALE 23 SHS @ 63.0447  
 MISC .02  
 DOLBY LABORATORIES INC  
 CLASS A

BNY CONVERGEX  
 05/26 SALE 2 SHS @ 249.533  
 MISC .01  
 APPLE INC

BNY CONVERGEX  
 06/01 SALE 36 SHS @ 20.9102  
 MISC .01  
 BLUE COAT SYSTEMS INC

BNY CONVERGEX  
 06/04 SALE 4 SHS @ 199.0728  
 MISC .01  
 MASTERCARD INC CL A

BNY CONVERGEX  
 06/04 SALE 21 SHS @ 60.9893  
 MISC .02  
 NOBLE ENERGY INC

BNY CONVERGEX  
 06/11 SALE 17 SHS @ 67.7568  
 MISC .02  
 DEVON ENERGY CORP NEW

BNY CONVERGEX  
 07/01 SALE 22 SHS @ 62.2656  
 MISC .02  
 VMWARE INC CLASS A

BNY CONVERGEX  
 07/07 SALE 79 SHS @ 10.1159  
 MISC .01  
 CHICOS FAS INC

BNY CONVERGEX  
 07/16 SALE 26 SHS @ 27.6468  
 MISC .01  
 ALTERA CORP

-CODES-  
 TRAN TAX INDV

085 830 9333 40844-00002  
 05-24-10

085 830 9333 40852-00002  
 06-01-10

085 830 9333 40855-00001  
 06-04-10

085 830 9333 40860-00001  
 06-09-10

085 830 9333 40860-00002  
 06-09-10

085 830 9333 40867-00001  
 06-16-10

085 830 9333 40888-00005  
 07-07-10

085 830 9333 40893-00001  
 07-12-10

085 830 9333 40902-00001  
 07-21-10

HISTORY

INCOME

PRINCIPAL

INVEST/UNITS

1,450.00

499.06

752.75

796.28

1,280.75

1,151.85

1,369.82

799.14

718.80

735.22-  
23.000-

38.88-  
2.000-

1,040.49-  
36.000-

1,029.78-  
4.000-

661.80-  
21.000-

1,189.86-  
17.000-

1,061.60-  
22.000-

1,074.90-  
79.000-

571.63-  
26.000-

DATE 05/10/11  
 TIME 08:28  
 PAGE 0005

- T R A N S A C T I O N A N A L Y S I S / S U M M A R Y -  
 01/01/10 THROUGH 12/31/10  
 ACCOUNT 0501161 ANNE G CARSON CHARITABLE TR MCGR

- C A S H -

BANK 21  
 REGION 10  
 OFFICE 640

- TRANSACTION-  
 DESCRIPTION

DATE

INCOME

PRINCIPAL

INVEST/UNITS

DATE 05/10/11  
 TIME 08:28  
 PAGE 0006

- T R A N S A C T I O N A N A L Y S I S / S U M M A R Y -  
 01/01/10 THROUGH 12/31/10  
 ACCOUNT 0501161 ANNE G CARSON CHARITABLE TR MCGR

DATE	DESCRIPTION	-TRANSACTION- DESCRIPTION	-CODES- TRAN TAX INDV	HISTORY	INCOME	PRINCIPAL	INVEST/UNITS
07-22-10	BNY CONVERGEX 07/19 SALE 26 SHS @ 28.3785 MISC .01 TRIMBLE NAVIGATION LTD		085 830	9333 40903-00004 07-22-10	737.83		756.31- 26.000-
07-28-10	BNY CONVERGEX 07/23 SALE 67 SHS @ 12.8118 MISC .01 SEAGATE TECHNOLOGY ISIN IE00858JVZ52 SEDOL B5BJVZ5		085 830	9333 40909-00001 07-28-10	858.38		930.23- 67.000-
08-02-10	BNY CONVERGEX 07/28 SALE 14 SHS @ 78.7648 MISC .02 OCCIDENTAL PETROLEUM CORP		085 830	9333 40914-00005 08-02-10	1,102.69		1,150.30- 14.000-
08-03-10	BNY CONVERGEX 07/29 SALE 20 SHS @ 51.0322 MISC .02 HOSPIRA INC		085 830	9333 40915-00002 08-03-10	1,020.63		1,009.39- 20.000-
08-04-10	BNY CONVERGEX 07/30 SALE 19 SHS @ 38.0308 MISC .01 AKAMAI TECHNOLOGIES		085 830	9333 40916-00001 08-04-10	722.57		472.65- 19.000-
08-05-10	BNY CONVERGEX 08/02 SALE 24 SHS @ 36.9212 MISC .01 AKAMAI TECHNOLOGIES		085 830	9333 40917-00001 08-05-10	886.09		597.04- 24.000-
08-10-10	BNY CONVERGEX 08/05 SALE 51 SHS @ 19.503 MISC .02 SEI INVESTMENT CO		085 830	9333 40922-00001 08-10-10	994.64		1,152.65- 51.000-
08-13-10	BNY CONVERGEX 08/10 SALE 28 SHS @ 37.3603 MISC .02 WMS INDUSTRIES INC		085 830	9333 40925-00001 08-13-10	1,046.07		1,108.02- 28.000-
08-17-10	BNY CONVERGEX 08/12 SALE 31 SHS @ 25.9414 MISC .01 MINDRAY MEDICAL INTL LTD ADR ISIN US6026751007 SEDOL B1FCP24		085 830	9333 40929-00001 08-17-10	804.17		1,030.25- 31.000-

BANK 21  
 REGION 10  
 OFFICE 640

- T R A N S A C T I O N A N A L Y S I S / S U M M A R Y -  
 01/01/10 THROUGH 12/31/10  
 ACCOUNT 0501161 ANNE G CARSON CHARITABLE TR MCGR

DATE 05/10/11  
 TIME 08:28  
 PAGE 0007

DATE	-TRANSACTION- DESCRIPTION	-CODES- TRAN TAX INDV	HISTORY	- C A S H - INCOME	PRINCIPAL	INVEST/UNITS
08-19-10	BNY CONVERGEX 08/16 SALE 79 SHS @ 9.0724 MISC .01 NVIDIA CORP	085 830 9333	40931-00002 08-19-10	716.71		1,014.55- 79,000-
08-23-10	BNY CONVERGEX 08/18 SALE 93 SHS @ 22.3264 MISC .04 EBAY INC	085 830 9333	40935-00002 08-23-10	2,076.32		2,452.05- 93,000-
08-24-10	BNY CONVERGEX 08/19 SALE 26 SHS @ 41.9535 MISC .02 ENSCO PLC ADS	085 830 9333	40936-00001 08-24-10	1,090.77		772.95- 26,000-
08-24-10	BNY CONVERGEX 08/19 SALE 37 SHS @ 38.7368 MISC .02 NATIONAL OILWELL VARCO INC	085 830 9333	40936-00003 08-24-10	1,433.24		1,293.21- 37,000-
08-25-10	BNY CONVERGEX 08/20 SALE 31 SHS @ 62.2157 MISC .03 DEVON ENERGY CORP NEW	085 830 9333	40937-00002 08-25-10	1,928.65		2,169.73- 31,000-
08-26-10	BNY CONVERGEX 08/23 SALE 33 SHS @ 37.5546 MISC .02 ACCENTURE PLC CLASS A ISIN IE00B4BNMY34 SEDOL B4BNMY3	085 830 9333	40938-00001 08-26-10	1,239.28		1,376.22- 33,000-
09-01-10	BNY CONVERGEX 08/27 SALE 35 SHS @ 33.4856 MISC .02 GUESS INC	085 830 9333	40944-00004 09-01-10	1,171.98		1,249.13- 35,000-
09-02-10	BNY CONVERGEX 08/30 SALE 77 SHS @ 12.8842 MISC .02 STERLITE INDUSTRIES INDI ADS ADT ISIN US8597372072 SEDOL B1YX3G8	085 830 9333	40945-00004 09-02-10	992.07		898.96- 77,000-
09-03-10	BNY CONVERGEX 08/31 SALE 24 SHS @ 31.4494 MISC .01 MEDTRONIC INC	085 830 9333	40946-00002 09-03-10	754.77		1,012.77- 24,000-

BANK 21  
 REGION 10  
 OFFICE 640

- T R A N S A C T I O N A N A L Y S I S / S U M M A R Y -  
 01/01/10 THROUGH 12/31/10  
 ACCOUNT 0501161 ANNE G CARSON CHARITABLE TR MCSR

DATE 05/10/11  
 TIME 08:28  
 PAGE 0008

DATE	-TRANSACTION- DESCRIPTION	-CODES- TRAN TAX INDV	HISTORY	- C A S H - INCOME	PRINCIPAL	INVEST/UNITS
09-14-10	BNY CONVERGEX 09/09 SALE 27 SHS @ 26.4025 MISC .01 ATWOOD OCEANICS INC	085 830	9333 40957-00002 09-14-10	712.86		1,062.32- 27,000-
09-16-10	BNY CONVERGEX 09/13 SALE 16 SHS @ 46.53 MISC .01 AMPHENOL CORP NEW CL A	085 830	9333 40959-00001 09-16-10	744.47		757.05- 16,000-
09-16-10	BNY CONVERGEX 09/13 SALE 48 SHS @ 15.6463 MISC .01 NUANCE COMMUNICATIONS INC	085 830	9333 40959-00003 09-16-10	751.01		718.97- 48,000-
09-29-10	BNY CONVERGEX 09/24 SALE 66 SHS @ 15.3414 MISC .02 NUANCE COMMUNICATIONS INC	085 830	9333 40972-00001 09-29-10	1,012.52		988.59- 66,000-
10-06-10	BNY CONVERGEX 10/01 SALE 27 SHS @ 38.6242 MISC .02 NUCOR CORP	085 830	9333 40979-00002 10-06-10	1,042.84		841.25- 27,000-
10-06-10	BNY CONVERGEX 10/01 SALE 25 SHS @ 80.8229 MISC .03 OCCIDENTAL PETROLEUM CORP	085 830	9333 40979-00003 10-06-10	2,020.54		2,054.11- 25,000-
10-08-10	BNY CONVERGEX 10/05 SALE 32 SHS @ 42.5684 MISC .02 ANSYS INC	085 830	9333 40981-00002 10-08-10	1,362.17		1,377.01- 32,000-
10-08-10	BNY CONVERGEX 10/05 SALE 29 SHS @ 72.0085 MISC .04 UNITED TECHNOLOGIES CORP	085 830	9333 40981-00004 10-08-10	2,088.21		2,127.62- 29,000-
10-25-10	BNY CONVERGEX 10/20 SALE 38 SHS @ 30.4525 MISC .02 LINEAR TECHNOLOGY CORP	085 830	9333 40998-00002 10-25-10	1,157.18		1,375.46- 38,000-

BANK 21  
REGION 10  
OFFICE 640

- T R A N S A C T I O N A N A L Y S I S / S U M M A R Y -  
01/01/10 THROUGH 12/31/10  
ACCOUNT 0501161 ANNE G CARSON CHARITABLE TR MCGR

DATE 05/10/11  
TIME 08:28  
PAGE 0009

DATE	DESCRIPTION	-TRANSACTION-	-CODES-	HISTORY	INCOME	PRINCIPAL	INVEST/UNITS
			TRAN TAX INDV				
11-01-10	BNY CONVERGEX 10/27 SALE 62 SHS @ 16.919 MISC .02 ALIGN TECHNOLOGY INC		085 830 9333	41005-00001 11-01-10	1,048.96		1,044.25- 62.000-
11-01-10	BNY CONVERGEX 10/27 SALE 21 SHS @ 66.0073 MISC .02 BUCYRUS INTL INC		085 830 9333	41005-00002 11-01-10	1,386.13		1,048.72- 21.000-
11-02-10	BNY CONVERGEX 10/28 SALE 29 SHS @ 19.4235 MISC .01 SKECHERS U S A INC CL A		085 830 9333	41006-00002 11-02-10	563.27		1,003.17- 29.000-
11-05-10	BNY CONVERGEX 11/02 SALE 13 SHS @ 77.4434 MISC .02 CORE LABORATORIES N V		085 830 9333	41009-00001 11-05-10	1,006.75		1,134.00- 13.000-
11-05-10	BNY CONVERGEX 11/02 SALE 22 SHS @ 88.9254 MISC .03 CUMMINS INC		085 830 9333	41009-00003 11-05-10	1,956.33		1,038.64- 22.000-
11-05-10	BNY CONVERGEX 11/02 SALE 6 SHS @ 265.5328 MISC .03 INTUITIVE SURGICAL INC		085 830 9333	41009-00004 11-05-10	1,593.17		1,591.39- 6.000-
11-09-10	BNY CONVERGEX 11/04 SALE 40 SHS @ 27.7861 MISC .02 XILINX INC		085 830 9333	41013-00002 11-09-10	1,111.43		1,104.66- 40.000-
11-12-10	BNY CONVERGEX 11/08 SALE 100 SHS @ 32.9153 MISC .06 HALLIBURTON CO		085 830 9333	41016-00001 11-12-10	3,291.47		3,002.58- 100.000-
11-15-10	BNY CONVERGEX 11/09 SALE 13 SHS @ 104.8174 MISC .02 NEW ORIENTAL ED & TECHNOLOGY GROUP INC SPONSORED ADR		085 830 9333	41019-00003 11-15-10	1,362.60		957.64- 13.000-

BANK 21  
 REGION 10  
 OFFICE 640

- TRANSACTION-  
 DESCRIPTION

DATE

DATE 05/10/11  
 TIME 08:28  
 PAGE 0010

- T R A N S A C T I O N A N A L Y S I S / S U M M A R Y -  
 01/01/10 THROUGH 12/31/10  
 ACCOUNT 0501161 ANNE G CARSON CHARITABLE TR MCGR

DATE	DESCRIPTION	-TRANSACTION-	-CODES-	HISTORY	INCOME	PRINCIPAL	INVEST/UNITS
DATE	DESCRIPTION		TRAN TAX INDV				
11-16-10	BNY CONVERGEX 11/10 SALE 39 SHS @ 20.3923 MISC .01 WARNER CHILCOTT PLC CL A SEDOL B446CM7 ISIN IE00B446CM77		085 830	9333 41020-00001 11-16-10	795.29		1,021.82- 39.000-
11-16-10	BNY CONVERGEX 11/10 SALE 39 SHS @ 28.5161 MISC .02 AVON PRODUCTS INC		085 830	9333 41020-00002 11-16-10	1,112.11		1,112.22- 39.000-
11-23-10	BNY CONVERGEX 11/18 SALE 54 SHS @ 19.5501 MISC .02 CISCO SYSTEMS INC		085 830	9333 41027-00001 11-23-10	1,055.69		1,495.00- 54.000-
11-29-10	BNY CONVERGEX 11/23 SALE 58 SHS @ 19.644 MISC .02 ABB LTD SPONSORED ADR		085 830	9333 41033-00002 11-29-10	1,139.33		1,153.86- 58.000-
12-20-10	BNY CONVERGEX 12/15 SALE 18 SHS @ 55.38 MISC .02 ITRON, INC.		085 830	9333 41054-00002 12-20-10	996.82		1,100.09- 18.000-
12-23-10	BNY CONVERGEX 12/20 SALE 39 SHS @ 34.9098 MISC .02 ATHEROS COMMUNICATIONS		085 830	9333 41057-00001 12-23-10	1,361.46		1,028.14- 39.000-
12-28-10	LONG TERM CAPITAL GAINS DISTRIBUTION PAYABLE 12/21/10 AT .0000 PER SHARE BLACKROCK LIQUIDITY FUNDS TEMPFUND ADMINISTRATION SHARES #H1		081 081 00-0000	41062-00002 12-28-10	.03		
12-29-10	BNY CONVERGEX 12/23 SALE 41 SHS @ 29.0614 MISC .02 AVON PRODUCTS INC		085 830	9333 41063-00001 12-29-10	1,191.50		1,169.25- 41.000-

BANK 21  
REGION 10  
OFFICE 001

- T R A N S A C T I O N A N A L Y S I S / S U M M A R Y -  
01/01/10 THROUGH 12/31/10  
ACCOUNT 0501161 ANNE G CARSON CHARITABLE TRUST

DATE 05/10/11  
TIME 08:27  
PAGE 0003

DATE	-TRANSACTION- DESCRIPTION	-CODES- TRAN TAX INDV	HISTORY	- C A S H - INCOME	PRINCIPAL	INVEST/UNITS
TOTALS FOR TAX CODE 081	LONG TERM CAPITAL GAIN DISTRIBUTION				.77	12,824.86 P
TOTALS FOR TAX CODE 082	SHORT TERM CAPITAL GAIN DISTRIBUTION					34,662.28 P
TOTALS FOR TAX CODE 831	SALES-COLLECTIVE FUNDS			30,000.00		28,190.11-P

1809,89

BANK 21  
 REGION 10  
 OFFICE 001

- TRANSACTION-  
 DESCRIPTION

DATE 05/10/11  
 TIME 08:27  
 PAGE 0001

- T R A N S A C T I O N A N A L Y S I S / S U M M A R Y -  
 01/01/10 THROUGH 12/31/10  
 ACCOUNT 0501161 ANNE G CARSON CHARITABLE TRUST

DATE	DESCRIPTION	-TRANSACTION- DESCRIPTION	-CODES- TRAN TAX INDV	HISTORY	- C A S H - INCOME	PRINCIPAL	INVEST/UNITS
02-26-10	LONG TERM CAPITAL GAINS DISTRIBUTION PAYABLE 12/31/09 AT .0000 PER SHARE BLACKROCK LIQUIDITY FUNDS TEMPFUND ADMINISTRATION SHARES #H1	081 081 00-0000 40757-00001 02-26-10				.02	
02-26-10	LONG TERM CAPITAL GAINS DISTRIBUTION PAYABLE 12/31/09 AT .0000 PER SHARE BLACKROCK LIQUIDITY FUNDS TEMPFUND ADMINISTRATION SHARES #H1	081 081 00-0000 40757-00002 02-26-10				.64	
06-10-10	MUTUAL FUND AGENT 06/09 SALE 2,305.919 SHS @ 13.0099 WELLS FARGO ADVANTAGE TOTAL RETURN BOND FUND I	085 831 9464 40861-00001 06-10-10			30,000.00		28,190.11- 2,305.919-
07-09-10	PURC 60.577 SHS THRU REINVESTMENT OF CAP GAIN PAYABLE 07/08/10 @ 12.7800 WELLS FARGO ADVANTAGE TOTAL RETURN BOND FUND I	083 081 40890-00001 07-09-10					774.18 60.577
07-09-10	PURC 666.372 SHS THRU REINV OF SHORT TERM CAP GAIN DUE 07/08/10 @ \$ 12.7800 WELLS FARGO ADVANTAGE TOTAL RETURN BOND FUND I	083 082 40890-00002 07-09-10					8,516.23 666.372
12-09-10	PURC 1,178.437 SHS THRU REINV OF SHORT TERM CAP GAIN DUE 12/08/10 @ \$ 10.8000 PIMCO FDS TOTAL RETURN BD FUND INSTL CLASS, FD #35	083 082 41043-00003 12-09-10					12,727.12 1,178.437
12-09-10	PURC 538.838 SHS THRU REINVESTMENT OF CAP GAIN PAYABLE 12/08/10 @ 10.8000 PIMCO FDS TOTAL RETURN BD FUND INSTL CLASS, FD #35	083 081 41043-00004 12-09-10					5,819.45 538.838
12-10-10	PURC 93.837 SHS THRU REINVESTMENT OF CAP GAIN PAYABLE 12/09/10 @ 10.6700 WESTERN ASSET INTMD BND-IN	083 081 41044-00001 12-10-10					1,001.24 93.837
12-10-10	PURC 148.247 SHS THRU REINV OF SHORT TERM CAP GAIN DUE 12/09/10 @ \$ 10.6700 WESTERN ASSET INTMD BND-IN	083 082 41044-00002 12-10-10					1,581.80 148.247

BANK 21  
 REGION 10  
 OFFICE 001

- T R A N S A C T I O N A N A L Y S I S / S U M M A R Y -  
 01/01/10 THROUGH 12/31/10  
 ACCOUNT 0501161 ANNE G CARSON CHARITABLE TRUST

DATE 05/10/11  
 TIME 08:27  
 PAGE 0002

DATE	-TRANSACTION- DESCRIPTION	-CODES- TRAN TAX INDV	HISTORY	INCOME	PRINCIPAL	INVEST/UNITS
12-14-10	PURC 235.408 SHS THRU REINVESTMENT OF CAP GAIN PAYABLE 12/13/10 @ 12.4100 WELLS FARGO ADVANTAGE TOTAL RETURN BOND FUND I	083 081	41048-00001 12-14-10			2,921.41 235.408
12-14-10	PURC 538.824 SHS THRU REINV OF SHORT TERM CAP GAIN DUE 12/13/10 @ \$ 12.4100 WELLS FARGO ADVANTAGE TOTAL RETURN BOND FUND I	083 082	41048-00002 12-14-10			6,686.80 538.824
12-22-10	PURC 53.923 SHS THRU REINVESTMENT OF CAP GAIN PAYABLE 12/20/10 @ 23.8000 PERKINS SMALL CAP VALUE FUND CLASS T SHARES INVESTOR CLASS FUND #1065	083 081	41056-00002 12-22-10			1,283.36 53.923
12-23-10	PURC 46.186 SHS THRU REINVESTMENT OF CAP GAIN PAYABLE 12/23/10 @ 9.3000 BLACKROCK BOND PORTFOLIO FUND #317 INSTITUTIONAL CLASS	083 081	41057-00001 12-23-10			429.53 46.186
12-23-10	PURC 315.765 SHS THRU REINV OF SHORT TERM CAP GAIN DUE 12/23/10 @ \$ 9.3000 BLACKROCK BOND PORTFOLIO FUND #317 INSTITUTIONAL CLASS	083 082	41057-00002 12-23-10			2,936.61 315.765
12-23-10	PURC 203.842 SHS THRU REINV OF SHORT TERM CAP GAIN DUE 12/23/10 @ \$ 10.8600 BLACKROCK INFLATION PROTECTED BD PORTFOLIO INST CLASS FD #360	083 082	41057-00003 12-23-10			2,213.72 203.842
12-23-10	PURC 54.852 SHS THRU REINVESTMENT OF CAP GAIN PAYABLE 12/23/10 @ 10.8600 BLACKROCK INFLATION PROTECTED BD PORTFOLIO INST CLASS FD #360	083 081	41057-00004 12-23-10			595.69 54.852
12-28-10	LONG TERM CAPITAL GAINS DISTRIBUTION PAYABLE 12/21/10 AT .0000 PER SHARE BLACKROCK LIQUIDITY FUNDS TEMPFUND ADMINISTRATION SHARES #H1	081 081 00-0000	41062-00001 12-28-10		.01	
12-28-10	LONG TERM CAPITAL GAINS DISTRIBUTION PAYABLE 12/21/10 AT .0000 PER SHARE BLACKROCK LIQUIDITY FUNDS TEMPFUND ADMINISTRATION SHARES #H1	081 081 00-0000	41062-00002 12-28-10		.10	

BANK 21  
REGION 10  
OFFICE 612

- T R A N S A C T I O N A N A L Y S I S / S U M M A R Y -  
01/01/10 THROUGH 12/31/10  
ACCOUNT 0501161 ANNE G CARSON CHARITABLE TR LCGR

DATE 05/10/11  
TIME 08:27  
PAGE 0055

DATE	-TRANSACTION- DESCRIPTION	-CODES- TRAN TAX INDV	HISTORY	- C A S H - INCOME	PRINCIPAL	INVEST/UNITS
------	------------------------------	--------------------------	---------	-----------------------	-----------	--------------

TOTALS FOR TAX CODE 081 LONG TERM CAPITAL GAIN DISTRIBUTION .24

TOTALS FOR TAX CODE 830 SALES

1,084,343.79

975,639.33-P

*108,704.46*

- TRANSACTION-  
 DESCRIPTION-  
 DATE

01-04-10 BNY CONVERGEX  
 12/29 SALE 124 SHS @ 17.795  
 MISC .06  
 WEATHERFORD INTL LTD  
 SEDOL B5KL6S7  
 ISIN CH0038838394

01-04-10 BNY CONVERGEX  
 12/29 SALE 122 SHS @ 17.9504  
 MISC .06  
 WEATHERFORD INTL LTD  
 SEDOL B5KL6S7  
 ISIN CH0038838394

01-11-10 BNY CONVERGEX  
 01/06 SALE 11 SHS @ 156.75  
 MISC .04  
 ALCON INC  
 SEDOL 2852395  
 ISIN CH0013826497

01-11-10 BNY CONVERGEX  
 01/06 SALE 10 SHS @ 155.4637  
 MISC .04  
 ALCON INC  
 SEDOL 2852395  
 ISIN CH0013826497

01-11-10 BNY CONVERGEX  
 01/06 SALE 35 SHS @ 74.6578  
 MISC .07  
 SALESFORCE.COM

01-11-10 BNY CONVERGEX  
 01/06 SALE 33 SHS @ 74.6325  
 MISC .06  
 SALESFORCE.COM

01-12-10 BNY CONVERGEX  
 01/07 SALE 175 SHS @ 30.6578  
 MISC .14  
 AGILENT TECHNOLOGIES (IPO)

01-12-10 BNY CONVERGEX  
 01/07 SALE 174 SHS @ 30.6152  
 MISC .14  
 AGILENT TECHNOLOGIES (IPO)

- C A S H -		INCOME		INVEST/UNITS	
PRINCIPAL	HISTORY	INCOME	INVEST/UNITS	PRINCIPAL	HISTORY
2,206.52	9333 40704-00001 01-04-10	085 830	2,705.88- 124.000-	2,206.52	9333 40704-00001 01-04-10
2,189.89	9333 40704-00002 01-04-10	085 830	2,662.23- 122.000-	2,189.89	9333 40704-00002 01-04-10
1,724.21	9333 40711-00001 01-11-10	085 830	1,081.40- 11.000-	1,724.21	9333 40711-00001 01-11-10
1,554.60	9333 40711-00002 01-11-10	085 830	983.09- 10.000-	1,554.60	9333 40711-00002 01-11-10
2,612.96	9333 40711-00004 01-11-10	085 830	1,681.42- 35.000-	2,612.96	9333 40711-00004 01-11-10
2,462.81	9333 40711-00005 01-11-10	085 830	1,585.34- 33.000-	2,462.81	9333 40711-00005 01-11-10
5,364.98	9333 40712-00001 01-12-10	085 830	4,558.55- 175.000-	5,364.98	9333 40712-00001 01-12-10
5,326.91	9333 40712-00002 01-12-10	085 830	4,532.51- 174.000-	5,326.91	9333 40712-00002 01-12-10

ACCOUNT 0501161 ANNE G CARSON CHARITABLE TR LCCR

01/01/10 THROUGH 12/31/10

DATE 05/10/11 TIME 08:27 PAGE 0001



BANK 21  
 REGION 10  
 OFFICE 612

- TRANSACTION-  
 DESCRIPTION

DATE 05/10/11  
 TIME 08:27  
 PAGE 0003

- T R A N S A C T I O N A N A L Y S I S / S U M M A R Y -  
 01/01/10 THROUGH 12/31/10  
 ACCOUNT 0501161 ANNE G CARSON CHARITABLE TR LCGR

DATE	DESCRIPTION	-TRANSACTION- DESCRIPTION	-CODES- TRAN TAX INDV	HISTORY	INCOME	PRINCIPAL	INVEST/UNITS
01-13-10	BNY CONVERGEX 01/08 SALE 34 SHS @ 131.5019 MISC .11 AMAZON COM INC		085 830	9333 40713-00001 01-13-10		4,470.95	2,525.56- 34,000-
01-15-10	BNY CONVERGEX 01/12 SALE 54 SHS @ 32.242 MISC .02 NETAPP INC		085 830	9333 40715-00002 01-15-10		1,741.05	1,403.02- 54,000-
01-19-10	BNY CONVERGEX 01/13 SALE 310 SHS @ 9.10 MISC .04 ADVANCED MICRO DEVICES INC		085 830	9333 40719-00001 01-19-10		2,820.96	1,693.76- 310,000-
01-19-10	BNY CONVERGEX 01/13 SALE 307 SHS @ 9.14 MISC .04 ADVANCED MICRO DEVICES INC		085 830	9333 40719-00002 01-19-10		2,805.94	1,677.37- 307,000-
01-19-10	BNY CONVERGEX 01/13 SALE 316 SHS @ 9.13 MISC .04 ADVANCED MICRO DEVICES INC		085 830	9333 40719-00003 01-19-10		2,885.04	1,726.54- 316,000-
01-19-10	BNY CONVERGEX 01/13 SALE 71 SHS @ 29.60 MISC .03 ANALOG DEVICES INC		085 830	9333 40719-00004 01-19-10		2,101.57	1,803.48- 71,000-
01-19-10	BNY CONVERGEX 01/13 SALE 72 SHS @ 29.7685 MISC .03 ANALOG DEVICES INC		085 830	9333 40719-00005 01-19-10		2,143.30	1,828.88- 72,000-
01-19-10	BNY CONVERGEX 01/13 SALE 71 SHS @ 29.96 MISC .03 ANALOG DEVICES INC		085 830	9333 40719-00006 01-19-10		2,127.13	1,803.48- 71,000-
01-20-10	BNY CONVERGEX 01/14 SALE 24 SHS @ 51.6332 MISC .02 KOHLS CORP		085 830	9333 40720-00001 01-20-10		1,239.18	985.35- 24,000-
01-21-10	BNY CONVERGEX 01/15 SALE 30 SHS @ 51.8011 MISC .02 KOHLS CORP		085 830	9333 40721-00001 01-21-10		1,554.01	1,231.69- 30,000-

- C A S H -

BANK 21  
 REGION 10  
 OFFICE 612

- T R A N S A C T I O N A N A L Y S I S / S U M M A R Y -  
 01/01/10 THROUGH 12/31/10  
 ACCOUNT 0501161 ANNE G CARSON CHARITABLE TR LCGR

DATE 05/10/11  
 TIME 08:27  
 PAGE 0004

DATE	-TRANSACTION- DESCRIPTION	-CODES- TRAN TAX INDV	HISTORY	- C A S H - INCOME	PRINCIPAL	INVEST/UNITS
01-22-10	BNY CONVERGEX 01/19 SALE 21 SHS @ 153.8118 MISC .04 ALCON INC SEDOL 2852395 ISIN CH0013826497	085 830	9333 40722-00001 01-22-10	3,230.01	3,230.01	2,064.50- 21,000-
01-22-10	BNY CONVERGEX 01/19 SALE 27 SHS @ 51.60 MISC .02 KOHLS CORP	085 830	9333 40722-00004 01-22-10	1,393.18	1,393.18	1,108.52- 27,000-
01-22-10	BNY CONVERGEX 01/19 SALE 83 SHS @ 52.1667 MISC .06 KOHLS CORP	085 830	9333 40722-00005 01-22-10	4,329.78	4,329.78	3,407.68- 83,000-
01-25-10	BNY CONVERGEX 01/20 SALE 20 SHS @ 154.8025 MISC .04 ALCON INC SEDOL 2852395 ISIN CH0013826497	085 830	9333 40725-00001 01-25-10	3,096.01	3,096.01	1,966.19- 20,000-
01-27-10	BNY CONVERGEX 01/22 SALE 14 SHS @ 416.4728 MISC .07 BAIDU INC	085 830	9333 40727-00001 01-27-10	5,830.55	5,830.55	3,985.29- 14,000-
01-28-10	BNY CONVERGEX 01/25 SALE 24 SHS @ 201.654 MISC .06 APPLE INC	085 830	9333 40728-00001 01-28-10	4,839.63	4,839.63	2,879.43- 24,000-
02-01-10	BNY CONVERGEX 01/27 SALE 32 SHS @ 50.6276 MISC .02 KOHLS CORP	085 830	9333 40732-00002 02-01-10	1,620.06	1,620.06	1,313.81- 32,000-
02-02-10	BNY CONVERGEX 01/28 SALE 29 SHS @ 50.7259 MISC .02 KOHLS CORP	085 830	9333 40733-00001 02-02-10	1,471.03	1,471.03	1,190.64- 29,000-
02-03-10	BNY CONVERGEX 01/29 SALE 65 SHS @ 53.4615 MISC .04 ABBOTT LABORATORIES INC	085 830	9333 40734-00001 02-03-10	3,474.95	3,474.95	3,241.31- 65,000-

BANK 21  
REGION 10  
OFFICE 612

- T R A N S A C T I O N A N A L Y S I S / S U M M A R Y -  
01/01/10 THROUGH 12/31/10  
ACCOUNT 0501161 ANNE G CARSON CHARITABLE TR LGGR

DATE 05/10/11  
TIME 08:27  
PAGE 0005

DATE	DESCRIPTION	-TRANSACTION-	-CODES-	HISTORY	INCOME	PRINCIPAL	INVEST/UNITS
			TRAN TAX INDV				
02-03-10	BNY CONVERGEX 01/29 SALE 64 SHS @ 53.351 MISC .04 ABBOTT LABORATORIES INC		085 830 9333	40734-00002 02-03-10		3,414.42	3,191.45- 64.000-
02-03-10	BNY CONVERGEX 01/29 SALE 68 SHS @ 50.7815 MISC .04 KOHLS CORP		085 830 9333	40734-00007 02-03-10		3,453.10	2,791.83- 68.000-
02-10-10	BNY CONVERGEX 02/05 SALE 241 SHS @ 7.2246 MISC .02 ADVANCED MICRO DEVICES INC		085 830 9333	40741-00002 02-10-10		1,741.11	1,316.76- 241.000-
02-10-10	BNY CONVERGEX 02/05 SALE 242 SHS @ 7.3003 MISC .02 ADVANCED MICRO DEVICES INC		085 830 9333	40741-00003 02-10-10		1,766.65	1,322.22- 242.000-
02-10-10	BNY CONVERGEX 02/05 SALE 240 SHS @ 7.1343 MISC .02 ADVANCED MICRO DEVICES INC		085 830 9333	40741-00004 02-10-10		1,712.21	1,311.30- 240.000-
02-10-10	BNY CONVERGEX 02/05 SALE 121 SHS @ 19.34 MISC .03 INTEL CORP		085 830 9333	40741-00006 02-10-10		2,340.11	2,421.99- 121.000-
02-10-10	BNY CONVERGEX 02/05 SALE 121 SHS @ 19.3229 MISC .03 INTEL CORP		085 830 9333	40741-00007 02-10-10		2,338.04	2,421.99- 121.000-
02-10-10	BNY CONVERGEX 02/05 SALE 75 SHS @ 37.7819 MISC .04 JPMORGAN CHASE & CO		085 830 9333	40741-00008 02-10-10		2,833.61	3,174.64- 75.000-
02-10-10	BNY CONVERGEX 02/05 SALE 76 SHS @ 37.5418 MISC .04 JPMORGAN CHASE & CO		085 830 9333	40741-00009 02-10-10		2,853.14	3,216.97- 76.000-

- TRANSACTION-  
DESCRIPTION

ACCOUNT 0501161 ANNE G CARSON CHARITABLE TR LCGR

DATE	DESCRIPTION	-TRANSACTION- DESCRIPTION	-CODES- TRAN TAX INDV	HISTORY	INCOME	PRINCIPAL	INVEST/UNITS
02-11-10	BNY CONVERGEX 02/08 SALE 84 SHS @ 37.201 MISC .04 LAZARD LTD CL A SEDOL B081VQ7 ISIN BMG540501027		085 830	9333 40742-00001 02-11-10		3,124.84	2,785.31- 84.000-
02-11-10	BNY CONVERGEX 02/08 SALE 21 SHS @ 156.0946 MISC .04 ALCON INC SEDOL 2852395 ISIN CH0013826497		085 830	9333 40742-00002 02-11-10		3,277.94	2,064.50- 21.000-
02-11-10	BNY CONVERGEX 02/08 SALE 31 SHS @ 53.5599 MISC .02 ABBOTT LABORATORIES INC		085 830	9333 40742-00004 02-11-10		1,660.33	1,545.86- 31.000-
02-11-10	BNY CONVERGEX 02/08 SALE 125 SHS @ 32.1409 MISC .05 ADOBE SYSTEMS INC		085 830	9333 40742-00005 02-11-10		4,017.56	3,437.84- 125.000-
02-11-10	BNY CONVERGEX 02/08 SALE 67 SHS @ 117.0816 MISC .10 AMAZON COM INC		085 830	9333 40742-00006 02-11-10		7,844.37	4,976.84- 67.000-
02-11-10	BNY CONVERGEX 02/08 SALE 21 SHS @ 97.582 MISC .03 APACHE CORPORATION		085 830	9333 40742-00007 02-11-10		2,049.20	2,193.66- 21.000-
02-11-10	BNY CONVERGEX 02/08 SALE 44 SHS @ 195.43 MISC .11 APPLE INC		085 830	9333 40742-00008 02-11-10		8,598.81	5,278.95- 44.000-
02-11-10	BNY CONVERGEX 02/08 SALE 4 SHS @ 444.23 MISC .02 BAIDU INC		085 830	9333 40742-00009 02-11-10		1,776.90	1,138.66- 4.000-
02-11-10	BNY CONVERGEX 02/08 SALE 139 SHS @ 14.5201 MISC .03 BANK OF AMERICA CORP		085 830	9333 40742-00010 02-11-10		2,018.27	2,152.88- 139.000-

- C A S H -

BANK 21  
REGION 10  
OFFICE 612

- T R A N S A C T I O N A N A L Y S I S / S U M M A R Y -  
01/01/10 THROUGH 12/31/10  
ACCOUNT 0501161 ANNE G CARSON CHARITABLE TR LCGR

DATE 05/10/11  
TIME 08:27  
PAGE 0007

DATE	-TRANSACTION- DESCRIPTION	-CODES- TRAN TAX INDV	HISTORY	- C A S H - INCOME	PRINCIPAL	INVEST/UNITS
02-11-10	BNY CONVERGEX 02/08 SALE 86 SHS @ 56.5605 MISC .06 BAXTER INTERNATIONAL INC	085 830	9333 40742-00012 02-11-10		4,864.14	4,672.20- 86,000-
02-11-10	BNY CONVERGEX 02/08 SALE 68 SHS @ 54.9318 MISC .05 CELGENE CORP	085 830	9333 40742-00013 02-11-10		3,735.31	3,881.37- 68,000-
02-11-10	BNY CONVERGEX 02/08 SALE 182 SHS @ 23.6405 MISC .06 CISCO SYSTEMS INC	085 830	9333 40742-00014 02-11-10		4,302.51	4,114.83- 182,000-
02-11-10	BNY CONVERGEX 02/08 SALE 48 SHS @ 34.321 MISC .02 COACH INC	085 830	9333 40742-00015 02-11-10		1,647.39	1,304.96- 48,000-
02-11-10	BNY CONVERGEX 02/08 SALE 52 SHS @ 58.2512 MISC .04 COSTCO WHOLESALE CORP	085 830	9333 40742-00016 02-11-10		3,029.02	3,112.32- 52,000-
02-11-10	BNY CONVERGEX 02/08 SALE 28 SHS @ 56.3415 MISC .02 CREE INC	085 830	9333 40742-00017 02-11-10		1,577.54	1,500.65- 28,000-
02-11-10	BNY CONVERGEX 02/08 SALE 31 SHS @ 50.382 MISC .02 CUMMINS INC	085 830	9333 40742-00018 02-11-10		1,561.82	1,495.80- 31,000-
02-11-10	BNY CONVERGEX 02/08 SALE 139 SHS @ 29.671 MISC .05 DISNEY WALT CO	085 830	9333 40742-00019 02-11-10		4,124.22	3,722.93- 139,000-
02-11-10	BNY CONVERGEX 02/08 SALE 60 SHS @ 22.4425 MISC .02 DOLLAR GENERAL CORP	085 830	9333 40742-00020 02-11-10		1,346.53	1,355.24- 60,000-
02-11-10	BNY CONVERGEX 02/08 SALE 20 SHS @ 84.82 MISC .02 EXPRESS SCRIPTS INC	085 830	9333 40742-00021 02-11-10		1,696.38	1,778.84- 20,000-

BANK 21  
 REGION 10  
 OFFICE 612

- T R A N S A C T I O N A N A L Y S I S / S U M M A R Y -  
 01/01/10 THROUGH 12/31/10  
 ACCOUNT 0501161 ANNE G CARSON CHARITABLE TR LOGR

DATE 05/10/11  
 TIME 08:27  
 PAGE 0008

DATE	-TRANSACTION- DESCRIPTION	-CODES- TRAN TAX INDV	HISTORY	- C A S H - INCOME	PRINCIPAL	INVEST/UNITS
02-11-10	BNY CONVERGEX 02/08 SALE 85 SHS @ 46.3213 MISC .05 GILEAD SCIENCES INC	085 830	9333 40742-00022 02-11-10		3,937.26	2,641.25- 85.000-
02-11-10	BNY CONVERGEX 02/08 SALE 42 SHS @ 151.494 MISC .08 GOLDMAN SACHS GROUP INC	085 830	9333 40742-00023 02-11-10		6,362.67	4,304.31- 42.000-
02-11-10	BNY CONVERGEX 02/08 SALE 18 SHS @ 536.15 MISC .12 GOOGLE INC-CL A	085 830	9333 40742-00024 02-11-10		9,650.58	5,871.49- 18.000-
02-11-10	BNY CONVERGEX 02/08 SALE 126 SHS @ 47.8503 MISC .08 HEWLETT-PACKARD CO	085 830	9333 40742-00025 02-11-10		6,029.06	5,691.46- 126.000-
02-11-10	BNY CONVERGEX 02/08 SALE 57 SHS @ 28.621 MISC .02 HOME DEPOT INC	085 830	9333 40742-00026 02-11-10		1,631.37	1,628.32- 57.000-
02-11-10	BNY CONVERGEX 02/08 SALE 125 SHS @ 19.4408 MISC .03 INTEL CORP	085 830	9333 40742-00027 02-11-10		2,430.07	2,502.06- 125.000-
02-11-10	BNY CONVERGEX 02/08 SALE 51 SHS @ 37.841 MISC .02 JPMORGAN CHASE & CO	085 830	9333 40742-00028 02-11-10		1,929.87	2,158.75- 51.000-
02-11-10	BNY CONVERGEX 02/08 SALE 136 SHS @ 24.991 MISC .04 JUNIPER NETWORKS INC	085 830	9333 40742-00029 02-11-10		3,398.73	3,550.63- 136.000-
02-11-10	BNY CONVERGEX 02/08 SALE 25 SHS @ 227.12 MISC .07 MASTERCARD INC CL A	085 830	9333 40742-00030 02-11-10		5,677.93	4,412.67- 25.000-
02-11-10	BNY CONVERGEX 02/08 SALE 104 SHS @ 60.4118 MISC .08 MEDCO HEALTH SOLUTIONS INC	085 830	9333 40742-00031 02-11-10		6,282.75	5,107.32- 104.000-

BANK 21  
REGION 10  
OFFICE 612

- TRANSACTION-  
DESCRIPTION

DATE

01/01/10 THROUGH 12/31/10

ACCOUNT 0501161 ANNE G CARSON CHARITABLE TR LCGR

- C A S H -  
INCOME

PRINCIPAL

INVEST/UNITS

DATE 05/10/11  
TIME 08:27  
PAGE 0009

DATE	DESCRIPTION	-TRANSACTION-	-CODES-	HISTORY	INCOME	PRINCIPAL	INVEST/UNITS
02-11-10	BNY CONVERGEX 02/08 SALE 267 SHS @ 27.781 MISC .10 MICROSOFT CORP		085 830	9333 40742-00032 02-11-10		7,417.43	6,641.45- 267,000-
02-11-10	BNY CONVERGEX 02/08 SALE 28 SHS @ 74.42 MISC .03 MONSANTO CO		085 830	9333 40742-00033 02-11-10		2,083.73	2,291.28- 28,000-
02-11-10	BNY CONVERGEX 02/08 SALE 47 SHS @ 26.72 MISC .02 MORGAN STANLEY		085 830	9333 40742-00034 02-11-10		1,255.62	1,547.79- 47,000-
02-11-10	BNY CONVERGEX 02/08 SALE 79 SHS @ 17.8412 MISC .02 MYLAN INC		085 830	9333 40742-00035 02-11-10		1,409.43	1,083.69- 79,000-
02-11-10	BNY CONVERGEX 02/08 SALE 132 SHS @ 30.7007 MISC .05 NETAPP INC		085 830	9333 40742-00036 02-11-10		4,052.44	3,534.03- 132,000-
02-11-10	BNY CONVERGEX 02/08 SALE 58 SHS @ 61.572 MISC .05 NIKE INC CLASS B		085 830	9333 40742-00037 02-11-10		3,571.13	3,504.10- 58,000-
02-11-10	BNY CONVERGEX 02/08 SALE 69 SHS @ 76.6868 MISC .07 OCCIDENTAL PETROLEUM CORP		085 830	9333 40742-00038 02-11-10		5,291.32	4,449.00- 69,000-
02-11-10	BNY CONVERGEX 02/08 SALE 116 SHS @ 17.971 MISC .03 PFIZER INC		085 830	9333 40742-00039 02-11-10		2,084.61	2,142.27- 116,000-
02-11-10	BNY CONVERGEX 02/08 SALE 26 SHS @ 106.1801 MISC .04 PRECISION CASTPARTS CORP		085 830	9333 40742-00040 02-11-10		2,760.65	2,653.63- 26,000-

BANK 21  
REGION 10  
OFFICE 612

- T R A N S A C T I O N A N A L Y S I S / S U M M A R Y -  
01/01/10 THROUGH 12/31/10  
ACCOUNT 0501161 ANNE G CARSON CHARITABLE TR LCGR

DATE 05/10/11  
TIME 08:27  
PAGE 0010

DATE	-TRANSACTION- DESCRIPTION	-CODES- TRAN TAX INDV	HISTORY	- C A S H - INCOME	PRINCIPAL	INVEST/UNITS
02-11-10	BNY CONVERGEX 02/08 SALE 48 SHS @ 62.453 MISC .04 SALESFORCE.COM	085 830 9333	40742-00041 02-11-10	2,997.71	2,997.71	2,519.27- 48,000-
02-11-10	BNY CONVERGEX 02/08 SALE 93 SHS @ 62.511 MISC .07 SCHLUMBERGER LTD	085 830 9333	40742-00042 02-11-10	5,813.45	5,813.45	6,420.14- 93,000-
02-11-10	BNY CONVERGEX 02/08 SALE 266 SHS @ 17.771 MISC .06 SCHWAB CHARLES CORP NEW	085 830 9333	40742-00043 02-11-10	4,727.03	4,727.03	4,557.35- 266,000-
02-11-10	BNY CONVERGEX 02/08 SALE 41 SHS @ 57.8617 MISC .03 SHIRE PLC SPONSORED ADR	085 830 9333	40742-00044 02-11-10	2,372.30	2,372.30	1,896.14- 41,000-
02-11-10	BNY CONVERGEX 02/08 SALE 56 SHS @ 41.9305 MISC .03 SOUTHWESTERN ENERGY CO	085 830 9333	40742-00045 02-11-10	2,348.08	2,348.08	1,976.82- 56,000-
02-11-10	BNY CONVERGEX 02/08 SALE 47 SHS @ 22.0414 MISC .01 STARBUCKS CORP	085 830 9333	40742-00046 02-11-10	1,035.93	1,035.93	1,083.33- 47,000-
02-11-10	BNY CONVERGEX 02/08 SALE 65 SHS @ 48.9201 MISC .04 TARGET CORP	085 830 9333	40742-00047 02-11-10	3,179.76	3,179.76	3,103.75- 65,000-
02-11-10	BNY CONVERGEX 02/08 SALE 79 SHS @ 56.9412 MISC .06 TEVA PHARMACEUTICAL INDS LTD ADR	085 830 9333	40742-00048 02-11-10	4,498.30	4,498.30	3,423.23- 79,000-
02-11-10	BNY CONVERGEX 02/08 SALE 47 SHS @ 39.9015 MISC .02 TIFFANY & CO NEW	085 830 9333	40742-00049 02-11-10	1,875.35	1,875.35	1,808.23- 47,000-

BANK 21  
 REGION 10  
 OFFICE 612

- TRANSACTION-  
 DESCRIPTION

DATE

DATE 05/10/11  
 TIME 08:27  
 PAGE 0011

- T R A N S A C T I O N A N A L Y S I S / S U M M A R Y -  
 01/01/10 THROUGH 12/31/10  
 ACCOUNT 0501161 ANNE G CARSON CHARITABLE TR LCGR

DATE	DESCRIPTION	-TRANSACTION- DESCRIPTION	-CODES- TRAN TAX INDV	HISTORY	INCOME	PRINCIPAL	INVEST/UNITS
02-11-10	BNY CONVERGEX 02/08 SALE 136 SHS @ 28.951 MISC .05 UNILEVER PLC W/I SPONSORED ADR		085 830	9333 40742-00050 02-11-10		3,937.28	4,152.01- 136.000-
02-11-10	BNY CONVERGEX 02/08 SALE 37 SHS @ 61.1901 MISC .03 UNION PACIFIC CORP		085 830	9333 40742-00051 02-11-10		2,264.00	2,109.94- 37.000-
02-11-10	BNY CONVERGEX 02/08 SALE 32 SHS @ 65.671 MISC .03 UNITED TECHNOLOGIES CORP		085 830	9333 40742-00052 02-11-10		2,101.44	2,064.12- 32.000-
02-11-10	BNY CONVERGEX 02/08 SALE 48 SHS @ 37.4011 MISC .02 VERTEX PHARMACEUTICALS INC		085 830	9333 40742-00053 02-11-10		1,795.23	1,574.95- 48.000-
02-11-10	BNY CONVERGEX 02/08 SALE 67 SHS @ 83.4363 MISC .07 VISA INC CLASS A SHARES		085 830	9333 40742-00054 02-11-10		5,590.16	4,116.99- 67.000-
02-11-10	BNY CONVERGEX 02/08 SALE 41 SHS @ 44.451 MISC .02 VMWARE INC CLASS A		085 830	9333 40742-00055 02-11-10		1,822.47	1,798.35- 41.000-
02-12-10	BNY CONVERGEX 02/09 SALE 57 SHS @ 26.121 MISC .02 MARRIOTT INTERNATIONAL INC CL A		085 830	9333 40743-00001 02-12-10		1,488.88	1,476.95- 57.000-
02-12-10	BNY CONVERGEX 02/09 SALE 210 SHS @ 38.0003 MISC .10 QUALCOMM INC		085 830	9333 40743-00003 02-12-10		7,979.96	8,722.19- 210.000-
02-17-10	BNY CONVERGEX 02/11 SALE 85 SHS @ 29.2129 MISC .03 UNILEVER PLC W/I SPONSORED ADR		085 830	9333 40748-00001 02-17-10		2,483.06	2,595.01- 85.000-

BANK 21  
REGION 10  
OFFICE 612

- TRANSACTION-  
DESCRIPTION

DATE

DATE 05/10/11  
TIME 08:27  
PAGE 0012

- T R A N S A C T I O N A N A L Y S I S / S U M M A R Y -  
01/01/10 THROUGH 12/31/10  
ACCOUNT 0501161 ANNE G CARSON CHARITABLE TR LCGR

DATE	DESCRIPTION	-TRANSACTION- DESCRIPTION	-CODES- TRAN TAX INDV	HISTORY	INCOME	PRINCIPAL	INVEST/UNITS
02-18-10	BNY CONVERGEX 02/12 SALE 84 SHS @ 29.27 MISC .03 UNILEVER PLC W/I SPONSORED ADR		085 830 9333	40749-00002 02-18-10	2,458.65	2,458.65	2,564.48- 84.000-
02-19-10	BNY CONVERGEX 02/16 SALE 125 SHS @ 38.93 MISC .06 QUALCOMM INC		085 830 9333	40750-00001 02-19-10	4,866.19	4,866.19	5,191.78- 125.000-
02-19-10	BNY CONVERGEX 02/16 SALE 86 SHS @ 29.277 MISC .03 UNILEVER PLC W/I SPONSORED ADR		085 830 9333	40750-00002 02-19-10	2,517.79	2,517.79	2,625.54- 86.000-
02-22-10	BNY CONVERGEX 02/17 SALE 73 SHS @ 17.6474 MISC .02 PFIZER INC		085 830 9333	40753-00005 02-22-10	1,288.24	1,288.24	1,348.15- 73.000-
02-22-10	BNY CONVERGEX 02/17 SALE 111 SHS @ 17.731 MISC .03 PFIZER INC		085 830 9333	40753-00006 02-22-10	1,968.12	1,968.12	2,049.93- 111.000-
02-22-10	BNY CONVERGEX 02/17 SALE 109 SHS @ 17.7082 MISC .02 PFIZER INC		085 830 9333	40753-00007 02-22-10	1,930.17	1,930.17	2,012.99- 109.000-
02-22-10	BNY CONVERGEX 02/17 SALE 74 SHS @ 39.443 MISC .04 QUALCOMM INC		085 830 9333	40753-00008 02-22-10	2,918.74	2,918.74	3,073.53- 74.000-
02-22-10	BNY CONVERGEX 02/17 SALE 78 SHS @ 29.5721 MISC .03 UNILEVER PLC W/I SPONSORED ADR		085 830 9333	40753-00009 02-22-10	2,306.59	2,306.59	2,381.30- 78.000-
02-22-10	BNY CONVERGEX 02/17 SALE 76 SHS @ 29.5524 MISC .03 UNILEVER PLC W/I SPONSORED ADR		085 830 9333	40753-00010 02-22-10	2,245.95	2,245.95	2,320.24- 76.000-

BANK 21  
 REGION 10  
 OFFICE 612

- T R A N S A C T I O N A N A L Y S I S / S U M M A R Y -  
 01/01/10 THROUGH 12/31/10  
 ACCOUNT 0501161 ANNE G CARSON CHARITABLE TR LCGR

DATE 05/10/11  
 TIME 08:27  
 PAGE 0013

DATE	-TRANSACTION- DESCRIPTION	-CODES- TRAN TAX INDV	HISTORY	- C A S H - INCOME	PRINCIPAL	INVEST/UNITS
02-24-10	BNY CONVERGEX 02/19 SALE 71 SHS @ 39.6746 MISC .04 QUALCOMM INC	085 830 9333	40755-00003 02-24-10	2,816.86		2,948.93- 71.000-
02-24-10	BNY CONVERGEX 02/19 SALE 72 SHS @ 39.5326 MISC .04 QUALCOMM INC	085 830 9333	40755-00004 02-24-10	2,846.31		2,990.47- 72.000-
02-26-10	LONG TERM CAPITAL GAINS DISTRIBUTION PAYABLE 12/31/09 AT .0000 PER SHARE BLACKROCK LIQUIDITY FUNDS TEMPFUND ADMINISTRATION SHARES #H1	081 081 00-0000	40757-00007 02-26-10	.08		
03-01-10	BNY CONVERGEX 02/24 SALE 63 SHS @ 65.7852 MISC .05 GREE INC	085 830 9333	40760-00002 03-01-10	4,144.41		3,376.45- 63.000-
03-01-10	BNY CONVERGEX 02/24 SALE 74 SHS @ 17.9001 MISC .02 PFIZER INC	085 830 9333	40760-00005 03-01-10	1,324.59		1,366.62- 74.000-
03-01-10	BNY CONVERGEX 02/24 SALE 23 SHS @ 17.8905 MISC .01 PFIZER INC	085 830 9333	40760-00006 03-01-10	411.48		424.76- 23.000-
03-01-10	BNY CONVERGEX 02/24 SALE 51 SHS @ 17.846 MISC .01 PFIZER INC	085 830 9333	40760-00007 03-01-10	910.13		941.86- 51.000-
03-02-10	BNY CONVERGEX 02/25 SALE 75 SHS @ 17.4717 MISC .02 PFIZER INC	085 830 9333	40761-00006 03-02-10	1,310.36		1,385.09- 75.000-
03-02-10	BNY CONVERGEX 02/25 SALE 77 SHS @ 17.56 MISC .02 PFIZER INC	085 830 9333	40761-00007 03-02-10	1,352.10		1,422.02- 77.000-

BANK 21  
 REGION 10  
 OFFICE 612

- T R A N S A C T I O N A N A L Y S I S / S U M M A R Y -  
 01/01/10 THROUGH 12/31/10  
 ACCOUNT 0501161 ANNE G CARSON CHARITABLE TR LCGR

DATE 05/10/11  
 TIME 08:27  
 PAGE 0014

DATE	-TRANSACTION- DESCRIPTION	-CODES- TRAN TAX INDV	HISTORY	INCOME	PRINCIPAL	INVEST/UNITS
03-02-10	BNY CONVERGEX 02/25 SALE 72 SHS @ 36.9205 MISC .03 QUALCOMM INC	085 830	9333 40761-00008 03-02-10	2,658.24	2,990.47- 72.000-	
03-02-10	BNY CONVERGEX 02/25 SALE 74 SHS @ 37.0194 MISC .03 QUALCOMM INC	085 830	9333 40761-00009 03-02-10	2,739.40	3,073.53- 74.000-	
03-04-10	BNY CONVERGEX 03/01 SALE 71 SHS @ 35.9991 MISC .03 QUALCOMM INC	085 830	9333 40763-00008 03-04-10	2,555.90	2,948.93- 71.000-	
03-04-10	BNY CONVERGEX 03/01 SALE 86 SHS @ 35.9206 MISC .04 QUALCOMM INC	085 830	9333 40763-00009 03-04-10	3,089.13	3,571.94- 86.000-	
03-05-10	BNY CONVERGEX 03/02 SALE 61 SHS @ 37.211 MISC .03 QUALCOMM INC	085 830	9333 40764-00005 03-05-10	2,269.84	2,533.59- 61.000-	
03-05-10	BNY CONVERGEX 03/02 SALE 59 SHS @ 38.0579 MISC .03 QUALCOMM INC	085 830	9333 40764-00006 03-05-10	2,245.39	2,450.52- 59.000-	
03-09-10	BNY CONVERGEX 03/04 SALE 79 SHS @ 54.1123 MISC .05 ABBOTT LABORATORIES INC	085 830	9333 40768-00001 03-09-10	4,274.82	3,939.44- 79.000-	
03-09-10	BNY CONVERGEX 03/04 SALE 77 SHS @ 54.125 MISC .05 ABBOTT LABORATORIES INC	085 830	9333 40768-00002 03-09-10	4,167.57	3,839.71- 77.000-	
03-11-10	BNY CONVERGEX 03/08 SALE 288 SHS @ 29.9542 MISC .11 UNILEVER PLC W/I SPONSORED ADR	085 830	9333 40770-00005 03-11-10	8,626.70	8,792.49- 288.000-	

BANK 21  
 REGION 10  
 OFFICE 612

- TRANSACTION-  
 DESCRIPTION

DATE

INCOME

PRINCIPAL

INVEST/UNITS

DATE 05/10/11  
 TIME 08:27  
 PAGE 0015

- T R A N S A C T I O N A N A L Y S I S / S U M M A R Y -  
 01/01/10 THROUGH 12/31/10  
 ACCOUNT 0501161 ANNE G CARSON CHARITABLE TR LCGR

- C A S H -

-CODES-  
 TRAN TAX INDV

HISTORY

03-12-10 BNY CONVERGEX 085 830 9333 40771-00003 5,613.72 3,261.94-  
 03/09 SALE 10 SHS @ 561.3795 03-12-10 10,000-  
 MISC .07  
 GOOGLE INC-CL A

03-16-10 BNY CONVERGEX 085 830 9333 40775-00001 1,711.35 1,598.21-  
 03/11 SALE 28 SHS @ 61.1203 03-16-10 28,000-  
 MISC .02  
 CELGENE CORP

03-17-10 BNY CONVERGEX 085 830 9333 40776-00001 1,408.50 1,312.82-  
 03/12 SALE 23 SHS @ 61.24 03-17-10 23,000-  
 MISC .02  
 CELGENE CORP

03-23-10 BNY CONVERGEX 085 830 9333 40782-00001 3,381.97 1,707.98-  
 03/18 SALE 6 SHS @ 563.6686 03-23-10 6,000-  
 MISC .04  
 BAIDU INC

03-26-10 BNY CONVERGEX 085 830 9333 40785-00001 2,531.86 2,351.81-  
 03/23 SALE 70 SHS @ 36.1699 03-26-10 70,000-  
 MISC .03  
 LAZARD LTD CL A  
 SEDOL B081VQ7  
 ISIN BMG540501027

03-26-10 BNY CONVERGEX 085 830 9333 40785-00002 6,803.97 6,349.89-  
 03/23 SALE 189 SHS @ 36.0003 03-26-10 189,000-  
 MISC .09  
 LAZARD LTD CL A  
 SEDOL B081VQ7  
 ISIN BMG540501027

03-26-10 BNY CONVERGEX 085 830 9333 40785-00003 6,894.23 6,383.48-  
 03/23 SALE 190 SHS @ 36.2859 03-26-10 190,000-  
 MISC .04  
 LAZARD LTD CL A  
 SEDOL B081VQ7  
 ISIN BMG540501027

03-26-10 BNY CONVERGEX 085 830 9333 40785-00005 3,291.31 1,957.16-  
 03/23 SALE 6 SHS @ 548.5589 03-26-10 6,000-  
 MISC .04  
 GOOGLE INC-CL A

BANK 21  
REGION 10  
OFFICE 612

- T R A N S A C T I O N A N A L Y S I S / S U M M A R Y -  
01/01/10 THROUGH 12/31/10  
ACCOUNT 0501161 ANNE G CARSON CHARITABLE TR LCGR

DATE 05/10/11  
TIME 08:27  
PAGE 0016

DATE	-TRANSACTION- DESCRIPTION	-CODES- TRAN TAX INDV	HISTORY	- C A S H - INCOME	PRINCIPAL	INVEST/UNITS
03-29-10	BNY CONVERGEX 03/24 SALE 20 SHS @ 70.7471 MISC .02 CREE INC	085 830 9333	40788-00003 03-29-10	1,414.92	1,414.92	1,071.89- 20,000-
03-30-10	BNY CONVERGEX 03/25 SALE 21 SHS @ 71.364 MISC .02 CREE INC	085 830 9333	40789-00001 03-30-10	1,498.62	1,498.62	1,125.48- 21,000-
04-01-10	BNY CONVERGEX 03/29 SALE 52 SHS @ 98.9386 MISC .09 APACHE CORPORATION	085 830 9333	40791-00001 04-01-10	5,144.72	5,144.72	5,431.93- 52,000-
04-01-10	BNY CONVERGEX 03/29 SALE 63 SHS @ 62.72 MISC .07 SCHLUMBERGER LTD SEDOL 2779201 ISIN AN8068571086	085 830 9333	40791-00005 04-01-10	3,951.29	3,951.29	4,226.32- 63,000-
04-05-10	BNY CONVERGEX 03/30 SALE 26 SHS @ 99.5617 MISC .04 APACHE CORPORATION	085 830 9333	40795-00001 04-05-10	2,588.56	2,588.56	2,715.96- 26,000-
04-05-10	BNY CONVERGEX 03/30 SALE 28 SHS @ 99.66 MISC .05 APACHE CORPORATION	085 830 9333	40795-00002 04-05-10	2,790.43	2,790.43	2,924.88- 28,000-
04-05-10	BNY CONVERGEX 03/30 SALE 21 SHS @ 70.74 MISC .03 CREE INC	085 830 9333	40795-00003 04-05-10	1,485.51	1,485.51	1,125.48- 21,000-
04-05-10	BNY CONVERGEX 03/30 SALE 69 SHS @ 45.59 MISC .05 GILEAD SCIENCES INC	085 830 9333	40795-00004 04-05-10	3,145.66	3,145.66	2,524.28- 69,000-
04-05-10	BNY CONVERGEX 03/30 SALE 70 SHS @ 45.58 MISC .05 GILEAD SCIENCES INC	085 830 9333	40795-00005 04-05-10	3,190.55	3,190.55	2,560.86- 70,000-

BANK 21  
REGION 10  
OFFICE 612

- T R A N S A C T I O N A N A L Y S I S / S U M M A R Y -  
01/01/10 THROUGH 12/31/10  
ACCOUNT 0501161 ANNE G CARSON CHARITABLE TR LGGR

DATE 05/10/11  
TIME 08:27  
PAGE 0017

DATE	-TRANSACTION- DESCRIPTION	-CODES- TRAN TAX INDV	HISTORY	- C A S H - INCOME	PRINCIPAL	INVEST/UNITS
04-05-10	BNY CONVERGEX 03/30 SALE 21 SHS @ 171.75 MISC .06 GOLDMAN SACHS GROUP INC	085 830	9333 40795-00006 04-05-10	3,606.69	3,606.69	2,152.15- 21,000-
04-05-10	BNY CONVERGEX 03/30 SALE 22 SHS @ 171.353 MISC .06 GOLDMAN SACHS GROUP INC	085 830	9333 40795-00007 04-05-10	3,769.70	3,769.70	2,254.64- 22,000-
04-07-10	BNY CONVERGEX 04/01 SALE 20 SHS @ 70.9359 MISC .02 GREE INC	085 830	9333 40797-00002 04-07-10	1,418.69	1,418.69	1,071.89- 20,000-
04-09-10	BNY CONVERGEX 04/06 SALE 22 SHS @ 65.12 MISC .02 CUMMINS INC	085 830	9333 40799-00001 04-09-10	1,432.62	1,432.62	1,061.53- 22,000-
04-09-10	BNY CONVERGEX 04/06 SALE 24 SHS @ 65.1826 MISC .03 CUMMINS INC	085 830	9333 40799-00002 04-09-10	1,564.36	1,564.36	1,158.04- 24,000-
04-20-10	BNY CONVERGEX 04/15 SALE 67 SHS @ 66.0276 MISC .07 MONSANTO CO	085 830	9333 40810-00002 04-20-10	4,423.77	4,423.77	5,482.72- 67,000-
04-20-10	BNY CONVERGEX 04/15 SALE 65 SHS @ 65.65 MISC .07 MONSANTO CO	085 830	9333 40810-00003 04-20-10	4,267.18	4,267.18	5,319.05- 65,000-
04-21-10	BNY CONVERGEX 04/16 SALE 23 SHS @ 161.4401 MISC .06 GOLDMAN SACHS GROUP INC	085 830	9333 40811-00005 04-21-10	3,713.06	3,713.06	2,357.12- 23,000-
04-21-10	BNY CONVERGEX 04/16 SALE 30 SHS @ 162.2747 MISC .08 GOLDMAN SACHS GROUP INC	085 830	9333 40811-00006 04-21-10	4,868.16	4,868.16	3,074.50- 30,000-
04-22-10	BNY CONVERGEX 04/19 SALE 20 SHS @ 159.41 MISC .05 GOLDMAN SACHS GROUP INC	085 830	9333 40812-00002 04-22-10	3,188.15	3,188.15	2,049.67- 20,000-

BANK 21  
REGION 10  
OFFICE 612

- T R A N S A C T I O N A N A L Y S I S / S U M M A R Y -  
01/01/10 THROUGH 12/31/10  
ACCOUNT 0501161 ANNE G CARSON CHARITABLE TR LCGR

DATE 05/10/11  
TIME 08:27  
PAGE 0018

DATE	-TRANSACTION- DESCRIPTION	-CODES- TRAN TAX INDV	HISTORY	- C A S H - INCOME	PRINCIPAL	INVEST/UNITS
04-22-10	BNY CONVERGEX 04/19 SALE 38 SHS @ 24.00 MISC .02 INTEL CORP	085 830 9333	40812-00003 04-22-10	911.98		779.60- 38.000-
04-26-10	BNY CONVERGEX 04/21 SALE 57 SHS @ 58.7628 MISC .06 CELGENE CORP	085 830 9333	40816-00004 04-26-10	3,349.42		3,253.50- 57.000-
04-26-10	BNY CONVERGEX 04/21 SALE 10 SHS @ 40.5421 MISC .01 GILEAD SCIENCES INC	085 830 9333	40816-00005 04-26-10	405.41		365.84- 10.000-
04-26-10	BNY CONVERGEX 04/21 SALE 8 SHS @ 555.9075 MISC .08 GOOGLE INC-CL A	085 830 9333	40816-00006 04-26-10	4,447.18		2,609.55- 8.000-
04-26-10	BNY CONVERGEX 04/21 SALE 86 SHS @ 42.6695 MISC .06 QUALCOMM INC	085 830 9333	40816-00012 04-26-10	3,669.51		3,571.95- 86.000-
04-27-10	BNY CONVERGEX 04/22 SALE 70 SHS @ 59.4032 MISC .07 COSTCO WHOLESALE CORP	085 830 9333	40817-00002 04-27-10	4,158.15		4,189.65- 70.000-
04-27-10	BNY CONVERGEX 04/22 SALE 91 SHS @ 41.1877 MISC .06 GILEAD SCIENCES INC	085 830 9333	40817-00003 04-27-10	3,748.02		3,329.12- 91.000-
04-27-10	BNY CONVERGEX 04/22 SALE 55 SHS @ 39.3579 MISC .04 QUALCOMM INC	085 830 9333	40817-00007 04-27-10	2,164.65		2,284.38- 55.000-
04-27-10	BNY CONVERGEX 04/22 SALE 55 SHS @ 39.1306 MISC .04 QUALCOMM INC	085 830 9333	40817-00008 04-27-10	2,152.15		2,284.38- 55.000-
04-28-10	BNY CONVERGEX 04/23 SALE 56 SHS @ 38.0088 MISC .04 QUALCOMM INC	085 830 9333	40818-00005 04-28-10	2,128.46		2,325.92- 56.000-

DATE	DESCRIPTION	-TRANSACTION- DESCRIPTION	-CODES- TRAN TAX INDV	HISTORY	INCOME	PRINCIPAL	INVEST/UNITS
04-30-10	BNY CONVERGEX 04/27 SALE 15 SHS @ 266.9976 MISC .07 APPLE INC		085 830	9333 40820-00002 04-30-10	4,004.90	1,799.64- 15,000-	
04-30-10	BNY CONVERGEX 04/27 SALE 28 SHS @ 37.8614 MISC .02 QUALCOMM INC		085 830	9333 40820-00007 04-30-10	1,060.10	1,162.96- 28,000-	
04-30-10	BNY CONVERGEX 04/27 SALE 26 SHS @ 38.5038 MISC .02 QUALCOMM INC		085 830	9333 40820-00008 04-30-10	1,001.08	1,079.89- 26,000-	
05-06-10	BNY CONVERGEX 05/03 SALE 17 SHS @ 39.7701 MISC .01 GILEAD SCIENCES INC		085 830	9333 40826-00002 05-06-10	676.08	621.92- 17,000-	
05-07-10	BNY CONVERGEX 05/04 SALE 12 SHS @ 153.5002 MISC .03 ALCON INC SEDOL 2852395 ISIN CH0013826497		085 830	9333 40827-00001 05-07-10	1,841.97	1,179.71- 12,000-	
05-07-10	BNY CONVERGEX 05/04 SALE 96 SHS @ 45.9813 MISC .07 BAXTER INTERNATIONAL INC		085 830	9333 40827-00002 05-07-10	4,414.13	5,215.47- 96,000-	
05-07-10	BNY CONVERGEX 05/04 SALE 95 SHS @ 45.3917 MISC .07 BAXTER INTERNATIONAL INC		085 830	9333 40827-00003 05-07-10	4,312.14	5,161.15- 95,000-	
05-07-10	BNY CONVERGEX 05/04 SALE 15 SHS @ 38.5915 MISC .01 GILEAD SCIENCES INC		085 830	9333 40827-00007 05-07-10	578.86	548.76- 15,000-	
05-07-10	BNY CONVERGEX 05/04 SALE 14 SHS @ 38.6101 MISC .01 GILEAD SCIENCES INC		085 830	9333 40827-00008 05-07-10	540.53	512.17- 14,000-	

DATE	DESCRIPTION	-TRANSACTION- DESCRIPTION	-CODES- TRAN TAX INDV	HISTORY	INCOME	PRINCIPAL	INVEST/UNITS
04-30-10	BNY CONVERGEX 04/27 SALE 15 SHS @ 266.9976 MISC .07 APPLE INC		085 830	9333 40820-00002 04-30-10	4,004.90	1,799.64- 15,000-	
04-30-10	BNY CONVERGEX 04/27 SALE 28 SHS @ 37.8614 MISC .02 QUALCOMM INC		085 830	9333 40820-00007 04-30-10	1,060.10	1,162.96- 28,000-	
04-30-10	BNY CONVERGEX 04/27 SALE 26 SHS @ 38.5038 MISC .02 QUALCOMM INC		085 830	9333 40820-00008 04-30-10	1,001.08	1,079.89- 26,000-	
05-06-10	BNY CONVERGEX 05/03 SALE 17 SHS @ 39.7701 MISC .01 GILEAD SCIENCES INC		085 830	9333 40826-00002 05-06-10	676.08	621.92- 17,000-	
05-07-10	BNY CONVERGEX 05/04 SALE 12 SHS @ 153.5002 MISC .03 ALCON INC SEDOL 2852395 ISIN CH0013826497		085 830	9333 40827-00001 05-07-10	1,841.97	1,179.71- 12,000-	
05-07-10	BNY CONVERGEX 05/04 SALE 96 SHS @ 45.9813 MISC .07 BAXTER INTERNATIONAL INC		085 830	9333 40827-00002 05-07-10	4,414.13	5,215.47- 96,000-	
05-07-10	BNY CONVERGEX 05/04 SALE 95 SHS @ 45.3917 MISC .07 BAXTER INTERNATIONAL INC		085 830	9333 40827-00003 05-07-10	4,312.14	5,161.15- 95,000-	
05-07-10	BNY CONVERGEX 05/04 SALE 15 SHS @ 38.5915 MISC .01 GILEAD SCIENCES INC		085 830	9333 40827-00007 05-07-10	578.86	548.76- 15,000-	
05-07-10	BNY CONVERGEX 05/04 SALE 14 SHS @ 38.6101 MISC .01 GILEAD SCIENCES INC		085 830	9333 40827-00008 05-07-10	540.53	512.17- 14,000-	

BANK 21  
 REGION 10  
 OFFICE 612

- T R A N S A C T I O N A N A L Y S I S / S U M M A R Y -  
 01/01/10 THROUGH 12/31/10  
 ACCOUNT 0501161 ANNE G CARSON CHARITABLE TR LCGR

DATE 05/10/11  
 TIME 08:27  
 PAGE 0020

DATE	-TRANSACTION- DESCRIPTION	-CODES- TRAN TAX INDV	HISTORY	- C A S H - INCOME	PRINCIPAL	INVEST/UNITS
05-07-10	BNY CONVERGEX 05/04 SALE 4 SHS @ 508.6943 MISC .03 GOOGLE INC-CL A	085 830	9333 40827-00009 05-07-10		2,034.74	1,304.77- 4,000-
05-19-10	BNY CONVERGEX 05/14 SALE 38 SHS @ 57.9968 MISC .04 MEDCO HEALTH SOLUTIONS INC	085 830	9333 40839-00003 05-19-10		2,203.84	1,866.14- 38,000-
05-21-10	BNY CONVERGEX 05/18 SALE 27 SHS @ 71.7618 MISC .03 BAIDU INC	085 830	9333 40841-00001 05-21-10		1,937.54	1,040.20- 27,000-
05-21-10	BNY CONVERGEX 05/18 SALE 21 SHS @ 39.3103 MISC .01 COACH INC	085 830	9333 40841-00002 05-21-10		825.50	663.97- 21,000-
05-21-10	BNY CONVERGEX 05/18 SALE 47 SHS @ 34.6995 MISC .03 HOME DEPOT INC	085 830	9333 40841-00005 05-21-10		1,630.85	1,405.08- 47,000-
05-21-10	BNY CONVERGEX 05/18 SALE 37 SHS @ 57.9825 MISC .04 MEDCO HEALTH SOLUTIONS INC	085 830	9333 40841-00006 05-21-10		2,145.32	1,817.03- 37,000-
05-21-10	BNY CONVERGEX 05/18 SALE 20 SHS @ 72.7236 MISC .02 UNION PACIFIC CORP	085 830	9333 40841-00011 05-21-10		1,454.45	1,140.51- 20,000-
05-24-10	BNY CONVERGEX 05/19 SALE 62 SHS @ 42.541 MISC .04 BAXTER INTERNATIONAL INC	085 830	9333 40844-00001 05-24-10		2,637.50	3,368.33- 62,000-
05-24-10	BNY CONVERGEX 05/19 SALE 27 SHS @ 42.6264 MISC .02 BAXTER INTERNATIONAL INC	085 830	9333 40844-00002 05-24-10		1,150.89	1,466.85- 27,000-
05-24-10	BNY CONVERGEX 05/19 SALE 38 SHS @ 34.254 MISC .02 HOME DEPOT INC	085 830	9333 40844-00003 05-24-10		1,301.63	1,136.02- 38,000-

BANK 21  
REGION 10  
OFFICE 612

- T R A N S A C T I O N A N A L Y S I S / S U M M A R Y -  
01/01/10 THROUGH 12/31/10  
ACCOUNT 0501161 ANNE G CARSON CHARITABLE TR LCGR

DATE 05/10/11  
TIME 08:27  
PAGE 0021

DATE	DESCRIPTION	-TRANSACTION-	-CODES-	HISTORY	INCOME	PRINCIPAL	INVEST/UNITS
			TRAN TAX INDV				
05-24-10	BNY CONVERGEX		085 830	9333 40844-00004		1,240.90	1,076.23-
	05/19 SALE 36 SHS @ 34.4701			05-24-10			36.000-
	MISC .02						
	HOME DEPOT INC						
05-24-10	BNY CONVERGEX		085 830	9333 40844-00007		1,496.98	1,346.55-
	05/19 SALE 35 SHS @ 42.7716			05-24-10			35.000-
	MISC .03						
	TIFFANY & CO NEW						
05-24-10	BNY CONVERGEX		085 830	9333 40844-00008		1,564.23	1,385.03-
	05/19 SALE 36 SHS @ 43.4517			05-24-10			36.000-
	MISC .03						
	TIFFANY & CO NEW						
05-25-10	BNY CONVERGEX		085 830	9333 40845-00001		1,126.16	1,466.85-
	05/20 SALE 27 SHS @ 41.7105			05-25-10			27.000-
	MISC .02						
	BAXTER INTERNATIONAL INC						
05-25-10	BNY CONVERGEX		085 830	9333 40845-00002		296.46	231.24-
	05/20 SALE 5 SHS @ 59.2922			05-25-10			5.000-
	MISC .01						
	SHIRE PLC						
	SPONSORED ADR						
05-26-10	BNY CONVERGEX		085 830	9333 40846-00003		1,354.65	1,792.82-
	05/21 SALE 33 SHS @ 41.0507			05-26-10			33.000-
	MISC .02						
	BAXTER INTERNATIONAL INC						
05-26-10	BNY CONVERGEX		085 830	9333 40846-00004		1,303.66	1,738.49-
	05/21 SALE 32 SHS @ 40.74			05-26-10			32.000-
	MISC .02						
	BAXTER INTERNATIONAL INC						
05-26-10	BNY CONVERGEX		085 830	9333 40846-00005		406.03	323.73-
	05/21 SALE 7 SHS @ 58.0055			05-26-10			7.000-
	MISC .01						
	SHIRE PLC						
	SPONSORED ADR						
05-27-10	BNY CONVERGEX		085 830	9333 40847-00002		1,349.87	1,792.82-
	05/24 SALE 33 SHS @ 40.9057			05-27-10			33.000-
	MISC .02						
	BAXTER INTERNATIONAL INC						

BANK 21  
 REGION 10  
 OFFICE 612

- T R A N S A C T I O N A N A L Y S I S / S U M M A R Y -  
 01/01/10 THROUGH 12/31/10  
 ACCOUNT 0501161 ANNE G CARSON CHARITABLE TR LCGR

DATE 05/10/11  
 TIME 08:27  
 PAGE 0022

DATE	-TRANSACTION- DESCRIPTION	-CODES- TRAN TAX INDV	HISTORY	- C A S H - INCOME	PRINCIPAL	INVEST/UNITS
05-27-10	BNY CONVERGEX 05/24 SALE 32 SHS @ 41.7801 MISC .02 BAXTER INTERNATIONAL INC	085 830	9333 40847-00003 05-27-10	1,336.94		1,738.49- 32,000-
05-27-10	BNY CONVERGEX 05/24 SALE 7 SHS @ 58.23 MISC .01 SHIRE PLC SPONSORED ADR	085 830	9333 40847-00004 05-27-10	407.60		323.73- 7,000-
05-28-10	BNY CONVERGEX 05/25 SALE 21 SHS @ 67.6046 MISC .02 UNION PACIFIC CORP	085 830	9333 40848-00013 05-28-10	1,419.67		1,197.53- 21,000-
05-28-10	BNY CONVERGEX 05/25 SALE 19 SHS @ 68.4289 MISC .02 UNION PACIFIC CORP	085 830	9333 40848-00014 05-28-10	1,300.13		1,083.48- 19,000-
06-01-10	BNY CONVERGEX 05/26 SALE 4 SHS @ 58.6307 SHIRE PLC SPONSORED ADR	085 830	9333 40852-00005 06-01-10	234.52		184.99- 4,000-
06-03-10	BNY CONVERGEX 05/28 SALE 27 SHS @ 36.0901 MISC .02 GILEAD SCIENCES INC	085 830	9333 40854-00003 06-03-10	974.42		987.76- 27,000-
06-03-10	BNY CONVERGEX 05/28 SALE 26 SHS @ 36.0711 MISC .02 GILEAD SCIENCES INC	085 830	9333 40854-00004 06-03-10	937.83		951.18- 26,000-
06-03-10	BNY CONVERGEX 05/28 SALE 37 SHS @ 28.9501 MISC .02 KRAFT FOODS INC - A SEDOL 2764296 ISIN US50075N1046	085 830	9333 40854-00005 06-03-10	1,071.14		1,134.42- 37,000-
06-03-10	BNY CONVERGEX 05/28 SALE 36 SHS @ 28.7801 MISC .02 KRAFT FOODS INC - A SEDOL 2764296 ISIN US50075N1046	085 830	9333 40854-00006 06-03-10	1,036.07		1,103.76- 36,000-

BANK 21  
 REGION 10  
 OFFICE 612

- T R A N S A C T I O N A N A L Y S I S / S U M M A R Y -  
 01/01/10 THROUGH 12/31/10  
 ACCOUNT 0501161 ANNE G CARSON CHARITABLE TR LCGR

DATE 05/10/11  
 TIME 08:27  
 PAGE 0023

DATE	DESCRIPTION	-TRANSACTION- DESCRIPTION	-CODES- TRAN TAX INDV	HISTORY	INCOME	C A S H - PRINCIPAL	INVEST/UNITS
06-03-10	BNY CONVERGEX 05/28 SALE 69 SHS @ 16.5401 MISC .02 SCHWAB CHARLES CORP NEW		085 830	9333 40854-00007 06-03-10		1,141.25	1,182.17- 69,000-
06-03-10	BNY CONVERGEX 05/28 SALE 71 SHS @ 16.3601 MISC .02 SCHWAB CHARLES CORP NEW		085 830	9333 40854-00008 06-03-10		1,161.55	1,216.43- 71,000-
06-03-10	BNY CONVERGEX 05/28 SALE 15 SHS @ 71.4297 MISC .02 UNION PACIFIC CORP		085 830	9333 40854-00009 06-03-10		1,071.43	855.38- 15,000-
06-03-10	BNY CONVERGEX 05/28 SALE 17 SHS @ 71.1338 MISC .02 UNION PACIFIC CORP		085 830	9333 40854-00010 06-03-10		1,209.25	969.43- 17,000-
06-08-10	BNY CONVERGEX 06/03 SALE 116 SHS @ 16.6472 MISC .03 SCHWAB CHARLES CORP NEW		085 830	9333 40859-00005 06-08-10		1,931.04	1,987.42- 116,000-
06-08-10	BNY CONVERGEX 06/03 SALE 116 SHS @ 16.4537 MISC .03 SCHWAB CHARLES CORP NEW		085 830	9333 40859-00006 06-08-10		1,908.60	1,987.41- 116,000-
06-08-10	BNY CONVERGEX 06/03 SALE 118 SHS @ 16.6519 MISC .03 SCHWAB CHARLES CORP NEW		085 830	9333 40859-00007 06-08-10		1,964.89	2,021.68- 118,000-
06-10-10	BNY CONVERGEX 06/07 SALE 42 SHS @ 61.3465 MISC .04 SHIRE PLC SPONSORED ADR		085 830	9333 40861-00002 06-10-10		2,576.51	1,942.39- 42,000-
06-14-10	BNY CONVERGEX 06/09 SALE 48 SHS @ 33.08 MISC .03 GILEAD SCIENCES INC		085 830	9333 40865-00001 06-14-10		1,587.81	1,756.02- 48,000-

BANK 21  
 REGION 10  
 OFFICE 612

- T R A N S A C T I O N A N A L Y S I S / S U M M A R Y -  
 01/01/10 THROUGH 12/31/10  
 ACCOUNT 0501161 ANNE G CARSON CHARITABLE TR LCGR

DATE 05/10/11  
 TIME 08:27  
 PAGE 0024

DATE	TRANSACTION- DESCRIPTION	-CODES- TRAN TAX INDV	HISTORY	- C A S H - INCOME	PRINCIPAL	INVEST/UNITS
06-14-10	BNY CONVERGEX 06/09 SALE 47 SHS @ 33.4265 MISC .03 GILEAD SCIENCES INC	085 830	9333 40865-00002 06-14-10	1,571.02	1,571.02	1,719.43- 47,000-
06-14-10	BNY CONVERGEX 06/09 SALE 48 SHS @ 33.0308 MISC .03 GILEAD SCIENCES INC	085 830	9333 40865-00003 06-14-10	1,585.45	1,585.45	1,756.02- 48,000-
06-14-10	BNY CONVERGEX 06/09 SALE 60 SHS @ 25.3525 MISC .03 MICROSOFT CORP	085 830	9333 40865-00004 06-14-10	1,521.12	1,521.12	1,492.46- 60,000-
06-14-10	BNY CONVERGEX 06/09 SALE 62 SHS @ 24.8601 MISC .03 MICROSOFT CORP	085 830	9333 40865-00005 06-14-10	1,541.30	1,541.30	1,542.21- 62,000-
06-14-10	BNY CONVERGEX 06/09 SALE 22 SHS @ 64.195 MISC .02 UNITED TECHNOLOGIES CORP	085 830	9333 40865-00006 06-14-10	1,412.27	1,412.27	1,465.32- 22,000-
06-15-10	BNY CONVERGEX 06/10 SALE 11 SHS @ 62.8335 MISC .01 SHIRE PLC SPONSORED ADR	085 830	9333 40866-00001 06-15-10	691.16	691.16	508.72- 11,000-
06-15-10	BNY CONVERGEX 06/10 SALE 6 SHS @ 62.5826 MISC .01 SHIRE PLC SPONSORED ADR	085 830	9333 40866-00002 06-15-10	375.49	375.49	277.48- 6,000-
06-15-10	BNY CONVERGEX 06/10 SALE 11 SHS @ 65.03 MISC .01 UNITED TECHNOLOGIES CORP	085 830	9333 40866-00003 06-15-10	715.32	715.32	732.66- 11,000-
06-15-10	BNY CONVERGEX 06/10 SALE 8 SHS @ 64.902 MISC .01 UNITED TECHNOLOGIES CORP	085 830	9333 40866-00004 06-15-10	519.21	519.21	532.84- 8,000-

BANK 21  
 REGION 10  
 OFFICE 612

- T R A N S A C T I O N A N A L Y S I S / S U M M A R Y -  
 01/01/10 THROUGH 12/31/10  
 ACCOUNT 0501161 ANNE G CARSON CHARITABLE TR LCGR

DATE 05/10/11  
 TIME 08:27  
 PAGE 0025

DATE	DESCRIPTION	-TRANSACTION- DESCRIPTION	-CODES- TRAN TAX INDV	HISTORY	INCOME	PRINCIPAL	INVEST/UNITS
06-18-10	BNY CONVERGEX 06/15 SALE 119 SHS @ 15.39 MISC .03 BANK OF AMERICA CORP		085 830 9333	40869-00001 06-18-10	1,831.38	1,843.11- 119,000-	
06-18-10	BNY CONVERGEX 06/15 SALE 125 SHS @ 15.43 MISC .03 BANK OF AMERICA CORP		085 830 9333	40869-00002 06-18-10	1,928.72	1,936.04- 125,000-	
06-18-10	BNY CONVERGEX 06/15 SALE 117 SHS @ 15.6132 MISC .03 BANK OF AMERICA CORP		085 830 9333	40869-00003 06-18-10	1,826.71	1,812.13- 117,000-	
06-21-10	BNY CONVERGEX 06/16 SALE 61 SHS @ 74.534 MISC .08 CUMMINS INC		085 830 9333	40872-00005 06-21-10	4,546.50	2,943.34- 61,000-	
06-25-10	BNY CONVERGEX 06/22 SALE 87 SHS @ 15.8907 MISC .02 BANK OF AMERICA CORP		085 830 9333	40876-00005 06-25-10	1,382.47	1,347.49- 87,000-	
06-25-10	BNY CONVERGEX 06/22 SALE 88 SHS @ 15.8101 MISC .02 BANK OF AMERICA CORP		085 830 9333	40876-00006 06-25-10	1,391.27	1,362.97- 88,000-	
06-25-10	BNY CONVERGEX 06/22 SALE 87 SHS @ 15.75 MISC .02 BANK OF AMERICA CORP		085 830 9333	40876-00007 06-25-10	1,370.23	1,347.49- 87,000-	
06-25-10	BNY CONVERGEX 06/22 SALE 87 SHS @ 15.8707 MISC .02 BANK OF AMERICA CORP		085 830 9333	40876-00008 06-25-10	1,380.73	1,347.48- 87,000-	
06-25-10	BNY CONVERGEX 06/22 SALE 156 SHS @ 36.4329 MISC .10 GILEAD SCIENCES INC		085 830 9333	40876-00014 06-25-10	5,683.44	5,707.05- 156,000-	
06-25-10	BNY CONVERGEX 06/22 SALE 20 SHS @ 221.6012 MISC .07 MASTERCARD INC CL A		085 830 9333	40876-00019 06-25-10	4,431.95	3,530.13- 20,000-	



BANK 21  
 REGION 10  
 OFFICE 612

- TRANSACTION-  
 DESCRIPTION

DATE

INCOME

PRINCIPAL

INVEST/UNITS

DATE 05/10/11  
 TIME 08:27  
 PAGE 0027

- T R A N S A C T I O N A N A L Y S I S / S U M M A R Y -  
 01/01/10 THROUGH 12/31/10  
 ACCOUNT 0501161 ANNE G CARSON CHARITABLE TR LCGR

DATE	DESCRIPTION	-TRANSACTION- DESCRIPTION	-CODES- TRAN TAX INDV	HISTORY	- C A S H - INCOME	PRINCIPAL	INVEST/UNITS
07-12-10	BNY CONVERGEX 07/07 SALE 26 SHS @ 78.814 MISC .03 OCCIDENTAL PETROLEUM CORP		085 830	9333 40893-00009 07-12-10		2,049.13	1,714.22- 26.000-
07-12-10	BNY CONVERGEX 07/07 SALE 35 SHS @ 56.3193 MISC .03 SCHLUMBERGER LTD SEDOL 2779201 ISIN AN8068571086		085 830	9333 40893-00010 07-12-10		1,971.14	2,347.96- 35.000-
07-12-10	BNY CONVERGEX 07/07 SALE 36 SHS @ 56.803 MISC .03 SCHLUMBERGER LTD SEDOL 2779201 ISIN AN8068571086		085 830	9333 40893-00011 07-12-10		2,044.87	2,415.04- 36.000-
07-12-10	BNY CONVERGEX 07/07 SALE 74 SHS @ 38.0209 MISC .05 SOUTHWESTERN ENERGY CO		085 830	9333 40893-00012 07-12-10		2,813.50	2,694.39- 74.000-
07-12-10	BNY CONVERGEX 07/07 SALE 73 SHS @ 37.9044 MISC .05 SOUTHWESTERN ENERGY CO		085 830	9333 40893-00013 07-12-10		2,766.97	2,657.98- 73.000-
07-21-10	BNY CONVERGEX 07/16 SALE 42 SHS @ 119.8443 MISC .09 AMAZON COM INC		085 830	9333 40902-00001 07-21-10		5,033.38	3,119.81- 42.000-
07-21-10	BNY CONVERGEX 07/16 SALE 80 SHS @ 27.52 MISC .04 HOME DEPOT INC		085 830	9333 40902-00002 07-21-10		2,201.56	2,391.62- 80.000-
07-22-10	BNY CONVERGEX 07/19 SALE 40 SHS @ 26.9397 MISC .02 HOME DEPOT INC		085 830	9333 40903-00002 07-22-10		1,077.57	1,195.81- 40.000-
07-22-10	BNY CONVERGEX 07/19 SALE 39 SHS @ 27.1101 MISC .02 HOME DEPOT INC		085 830	9333 40903-00003 07-22-10		1,057.28	1,165.91- 39.000-

BANK 21  
 REGION 10  
 OFFICE 612

- T R A N S A C T I O N A N A L Y S I S / S U M M A R Y -  
 01/01/10 THROUGH 12/31/10  
 ACCOUNT 0501161 ANNE G CARSON CHARITABLE TR LCGR

DATE 05/10/11  
 TIME 08:27  
 PAGE 0028

DATE	-TRANSACTION- DESCRIPTION	-CODES- TRAN TAX INDV	HISTORY	INCOME	PRINCIPAL	INVEST/UNITS
07-23-10	BNY CONVERGEX 07/20 SALE 37 SHS @ 54.1636 MISC .03 MEDCO HEALTH SOLUTIONS INC	085 830	9333 40904-00004 07-23-10	2,004.02	1,817.03- 37,000-	
07-23-10	BNY CONVERGEX 07/20 SALE 38 SHS @ 54.5868 MISC .04 MEDCO HEALTH SOLUTIONS INC	085 830	9333 40904-00005 07-23-10	2,074.26	1,866.13- 38,000-	
07-26-10	BNY CONVERGEX 07/21 SALE 50 SHS @ 45.9173 MISC .04 HEWLETT-PACKARD CO	085 830	9333 40907-00003 07-26-10	2,295.83	2,290.71- 50,000-	
07-26-10	BNY CONVERGEX 07/21 SALE 49 SHS @ 46.1308 MISC .04 HEWLETT-PACKARD CO	085 830	9333 40907-00004 07-26-10	2,260.37	2,244.89- 49,000-	
07-26-10	BNY CONVERGEX 07/21 SALE 77 SHS @ 27.5916 MISC .04 HOME DEPOT INC	085 830	9333 40907-00005 07-26-10	2,124.52	2,301.93- 77,000-	
07-26-10	BNY CONVERGEX 07/21 SALE 76 SHS @ 27.7986 MISC .04 HOME DEPOT INC	085 830	9333 40907-00006 07-26-10	2,112.66	2,272.03- 76,000-	
07-27-10	BNY CONVERGEX 07/22 SALE 99 SHS @ 17.8124 MISC .03 MYLAN INC	085 830	9333 40908-00003 07-27-10	1,763.40	1,522.68- 99,000-	
07-28-10	BNY CONVERGEX 07/23 SALE 75 SHS @ 25.7101 MISC .03 MICROSOFT CORP	085 830	9333 40909-00006 07-28-10	1,928.22	1,865.57- 75,000-	
07-28-10	BNY CONVERGEX 07/23 SALE 74 SHS @ 25.32 MISC .03 MICROSOFT CORP	085 830	9333 40909-00007 07-28-10	1,873.65	1,840.70- 74,000-	
07-28-10	BNY CONVERGEX 07/23 SALE 76 SHS @ 25.5683 MISC .03 MICROSOFT CORP	085 830	9333 40909-00008 07-28-10	1,943.16	1,890.45- 76,000-	

BANK 21  
 REGION 10  
 OFFICE 612

- T R A N S A C T I O N A N A L Y S I S / S U M M A R Y -  
 01/01/10 THROUGH 12/31/10  
 ACCOUNT 0501161 ANNE G CARSON CHARITABLE TR LCGR

DATE 05/10/11  
 TIME 08:27  
 PAGE 0029

DATE	-TRANSACTION- DESCRIPTION	-CODES- TRAN TAX INDV	HISTORY	INCOME	PRINCIPAL	INVEST/UNITS
07-29-10	BNY CONVERGEX 07/26 SALE 62 SHS @ 77.6755 MISC .08 CUMMINS INC	085 830	9333 40910-00001 07-29-10	4,815.80		2,991.59- 62.000-
07-29-10	BNY CONVERGEX 07/26 SALE 177 SHS @ 31.986 MISC .10 KONINKLIJKE PHILLIPS ELECTRONICS SPON ADR NEW 2000	085 830	9333 40910-00002 07-29-10	5,661.43		6,142.71- 177.000-
07-29-10	BNY CONVERGEX 07/26 SALE 29 SHS @ 50.074 MISC .02 TEVA PHARMACEUTICAL INDS LTD ADR	085 830	9333 40910-00004 07-29-10	1,452.12		1,256.63- 29.000-
07-29-10	BNY CONVERGEX 07/26 SALE 30 SHS @ 49.8991 MISC .03 TEVA PHARMACEUTICAL INDS LTD ADR	085 830	9333 40910-00005 07-29-10	1,496.95		1,299.96- 30.000-
08-02-10	BNY CONVERGEX 07/28 SALE 83 SHS @ 30.6558 MISC .04 KONINKLIJKE PHILLIPS ELECTRONICS SPON ADR NEW 2000	085 830	9333 40914-00003 08-02-10	2,544.39		2,880.48- 83.000-
08-02-10	BNY CONVERGEX 07/28 SALE 85 SHS @ 30.879 MISC .04 KONINKLIJKE PHILLIPS ELECTRONICS SPON ADR NEW 2000	085 830	9333 40914-00004 08-02-10	2,624.67		2,949.89- 85.000-
08-02-10	BNY CONVERGEX 07/28 SALE 66 SHS @ 25.9613 MISC .03 MICROSOFT CORP	085 830	9333 40914-00005 08-02-10	1,713.42		1,641.71- 66.000-
08-02-10	BNY CONVERGEX 07/28 SALE 67 SHS @ 26.0495 MISC .03 MICROSOFT CORP	085 830	9333 40914-00006 08-02-10	1,745.29		1,666.58- 67.000-
08-02-10	BNY CONVERGEX 07/28 SALE 65 SHS @ 26.0016 MISC .03 MICROSOFT CORP	085 830	9333 40914-00007 08-02-10	1,690.08		1,616.83- 65.000-

BANK 21  
REGION 10  
OFFICE 612

- T R A N S A C T I O N A N A L Y S I S / S U M M A R Y -  
01/01/10 THROUGH 12/31/10  
ACCOUNT 0501161 ANNE G CARSON CHARITABLE TR LCGR

DATE 05/10/11  
TIME 08:27  
PAGE 0030

DATE	TRANSACTION- DESCRIPTION	-CODES- TRAN TAX INDV	HISTORY	- C A S H - INCOME	PRINCIPAL	INVEST/UNITS
08-02-10	BNY CONVERGEX 07/28 SALE 38 SHS @ 78.9177 MISC .05 OCCIDENTAL PETROLEUM CORP	085 830 9333	40914-00008 08-02-10	2,998.82		2,505.40- 38.000-
08-02-10	BNY CONVERGEX 07/28 SALE 27 SHS @ 37.321 MISC .02 SOUTHWESTERN ENERGY CO	085 830 9333	40914-00009 08-02-10	1,007.65		983.09- 27.000-
08-03-10	BNY CONVERGEX 07/29 SALE 21 SHS @ 78.925 MISC .03 OCCIDENTAL PETROLEUM CORP	085 830 9333	40915-00004 08-03-10	1,657.40		1,384.56- 21.000-
08-03-10	BNY CONVERGEX 07/29 SALE 19 SHS @ 77.7992 MISC .02 OCCIDENTAL PETROLEUM CORP	085 830 9333	40915-00005 08-03-10	1,478.16		1,252.70- 19.000-
08-03-10	BNY CONVERGEX 07/29 SALE 28 SHS @ 36.60 MISC .02 SOUTHWESTERN ENERGY CO	085 830 9333	40915-00006 08-03-10	1,024.78		1,019.50- 28.000-
08-04-10	BNY CONVERGEX 07/30 SALE 27 SHS @ 36.7836 MISC .02 SOUTHWESTERN ENERGY CO	085 830 9333	40916-00004 08-04-10	993.14		983.09- 27.000-
08-05-10	BNY CONVERGEX 08/02 SALE 28 SHS @ 37.1158 MISC .02 SOUTHWESTERN ENERGY CO	085 830 9333	40917-00001 08-05-10	1,039.22		1,019.50- 28.000-
08-06-10	BNY CONVERGEX 08/03 SALE 15 SHS @ 101.00 MISC .03 SALESFORCE.COM	085 830 9333	40918-00003 08-06-10	1,514.97		787.27- 15.000-
08-06-10	BNY CONVERGEX 08/03 SALE 15 SHS @ 101.1201 MISC .03 SALESFORCE.COM	085 830 9333	40918-00004 08-06-10	1,516.78		787.27- 15.000-
08-06-10	BNY CONVERGEX 08/03 SALE 38 SHS @ 37.0059 MISC .02 SOUTHWESTERN ENERGY CO	085 830 9333	40918-00005 08-06-10	1,406.20		1,383.61- 38.000-

BANK 21  
REGION 10  
OFFICE 612

- T R A N S A C T I O N A N A L Y S I S / S U M M A R Y -  
01/01/10 THROUGH 12/31/10  
ACCOUNT 0501161 ANNE G CARSON CHARITABLE TR LCGR

DATE 05/10/11  
TIME 08:27  
PAGE 0031

DATE	TRANSACTION- DESCRIPTION	-CODES- TRAN TAX INDV	HISTORY	- C A S H - INCOME	PRINCIPAL	INVEST/UNITS
08-06-10	BNY CONVERGEX 08/03 SALE 37 SHS @ 37.3794 MISC .02 SOUTHWESTERN ENERGY CO	085 830 9333	40918-00006 08-06-10	1,383.01		1,347.19- 37.000-
08-10-10	BNY CONVERGEX 08/05 SALE 30 SHS @ 46.2008 MISC .02 HEWLETT-PACKARD CO	085 830 9333	40922-00002 08-10-10	1,386.00		1,374.42- 30.000-
08-10-10	BNY CONVERGEX 08/05 SALE 30 SHS @ 46.2813 MISC .02 HEWLETT-PACKARD CO	085 830 9333	40922-00003 08-10-10	1,388.42		1,374.42- 30.000-
08-10-10	BNY CONVERGEX 08/05 SALE 64 SHS @ 25.2501 MISC .03 MICROSOFT CORP	085 830 9333	40922-00007 08-10-10	1,615.98		1,591.96- 64.000-
08-10-10	BNY CONVERGEX 08/05 SALE 64 SHS @ 25.3503 MISC .03 MICROSOFT CORP	085 830 9333	40922-00008 08-10-10	1,622.39		1,591.96- 64.000-
08-10-10	BNY CONVERGEX 08/05 SALE 64 SHS @ 25.3599 MISC .03 MICROSOFT CORP	085 830 9333	40922-00009 08-10-10	1,623.01		1,591.96- 64.000-
08-10-10	BNY CONVERGEX 08/05 SALE 27 SHS @ 43.7436 MISC .02 NETAPP INC	085 830 9333	40922-00010 08-10-10	1,181.06		741.29- 27.000-
08-10-10	BNY CONVERGEX 08/05 SALE 31 SHS @ 77.3315 MISC .04 OCCIDENTAL PETROLEUM CORP	085 830 9333	40922-00011 08-10-10	2,397.24		2,043.88- 31.000-
08-10-10	BNY CONVERGEX 08/05 SALE 29 SHS @ 77.6127 MISC .04 OCCIDENTAL PETROLEUM CORP	085 830 9333	40922-00012 08-10-10	2,250.73		1,912.02- 29.000-
08-11-10	BNY CONVERGEX 08/06 SALE 16 SHS @ 45.9701 MISC .01 HEWLETT-PACKARD CO	085 830 9333	40923-00001 08-11-10	735.51		733.03- 16.000-

BANK 21  
REGION 10  
OFFICE 612

- T R A N S A C T I O N A N A L Y S I S / S U M M A R Y -  
01/01/10 THROUGH 12/31/10  
ACCOUNT 0501161 ANNE G CARSON CHARITABLE TR LCGR

DATE 05/10/11  
TIME 08:27  
PAGE 0032

DATE	-TRANSACTION- DESCRIPTION	-CODES- TRAN TAX INDV	HISTORY	- C A S H - INCOME	PRINCIPAL	INVEST/UNITS
08-11-10	BNY CONVERGEX 08/06 SALE 16 SHS @ 45.6279 MISC .01 HEWLETT-PACKARD CO	085 830	9333 40923-00002 08-11-10	730.03		733.03- 16.000-
08-11-10	BNY CONVERGEX 08/06 SALE 27 SHS @ 43.0975 MISC .02 NETAPP INC	085 830	9333 40923-00003 08-11-10	1,163.61		741.29- 27.000-
08-12-10	BNY CONVERGEX 08/09 SALE 24 SHS @ 42.8959 MISC .02 HEWLETT-PACKARD CO	085 830	9333 40924-00001 08-12-10	1,029.48		1,099.54- 24.000-
08-12-10	BNY CONVERGEX 08/09 SALE 26 SHS @ 42.9803 MISC .02 HEWLETT-PACKARD CO	085 830	9333 40924-00002 08-12-10	1,117.47		1,191.17- 26.000-
08-13-10	BNY CONVERGEX 08/10 SALE 35 SHS @ 27.5399 MISC .02 HARLEY DAVIDSON INC	085 830	9333 40925-00001 08-13-10	963.88		1,136.04- 35.000-
08-13-10	BNY CONVERGEX 08/10 SALE 35 SHS @ 27.4803 MISC .02 HARLEY DAVIDSON INC	085 830	9333 40925-00002 08-13-10	961.79		1,136.04- 35.000-
08-13-10	BNY CONVERGEX 08/10 SALE 71 SHS @ 27.5983 MISC .03 HARLEY DAVIDSON INC	085 830	9333 40925-00003 08-13-10	1,959.45		2,304.54- 71.000-
08-16-10	BNY CONVERGEX 08/11 SALE 36 SHS @ 26.2606 MISC .02 HARLEY DAVIDSON INC	085 830	9333 40928-00002 08-16-10	945.37		1,168.50- 36.000-
08-17-10	BNY CONVERGEX 08/12 SALE 36 SHS @ 25.6099 MISC .02 HARLEY DAVIDSON INC	085 830	9333 40929-00001 08-17-10	921.94		1,168.50- 36.000-
08-17-10	BNY CONVERGEX 08/12 SALE 36 SHS @ 25.5219 MISC .02 HARLEY DAVIDSON INC	085 830	9333 40929-00002 08-17-10	918.77		1,168.50- 36.000-

BANK 21  
 REGION 10  
 OFFICE 612

- T R A N S A C T I O N A N A L Y S I S / S U M M A R Y -  
 01/01/10 THROUGH 12/31/10  
 ACCOUNT 0501161 ANNE G CARSON CHARITABLE TR LCGR

DATE 05/10/11  
 TIME 08:27  
 PAGE 0033

DATE	-TRANSACTION- DESCRIPTION	-CODES- TRAN TAX INDV	HISTORY	INCOME	PRINCIPAL	INVEST/UNITS
08-17-10	BNY CONVERGEX 08/12 SALE 35 SHS @ 25.6692 MISC .02 HARLEY DAVIDSON INC	085 830	9333 40929-00003 08-17-10	898.41		1,136.04- 35.000-
08-20-10	BNY CONVERGEX 08/17 SALE 52 SHS @ 45.9709 MISC .04 MEDCO HEALTH SOLUTIONS INC	085 830	9333 40932-00003 08-20-10	2,390.45		2,553.66- 52.000-
08-23-10	BNY CONVERGEX 08/18 SALE 51 SHS @ 46.55 MISC .04 MEDCO HEALTH SOLUTIONS INC	085 830	9333 40935-00001 08-23-10	2,374.01		2,504.55- 51.000-
08-30-10	BNY CONVERGEX 08/25 SALE 85 SHS @ 41.6822 MISC .06 TIFFANY & CO NEW	085 830	9333 40942-00001 08-30-10	3,542.93		3,270.19- 85.000-
08-30-10	BNY CONVERGEX 08/25 SALE 89 SHS @ 41.6378 MISC .06 TIFFANY & CO NEW	085 830	9333 40942-00002 08-30-10	3,705.70		3,424.09- 89.000-
09-10-10	BNY CONVERGEX 09/07 SALE 124 SHS @ 29.2643 MISC .06 ADOBE SYSTEMS INC	085 830	9333 40953-00001 09-10-10	3,628.71		3,479.47- 124.000-
09-10-10	BNY CONVERGEX 09/07 SALE 60 SHS @ 23.99 MISC .02 MICROSOFT CORP	085 830	9333 40953-00003 09-10-10	1,439.38		1,492.46- 60.000-
09-13-10	BNY CONVERGEX 09/08 SALE 59 SHS @ 24.1401 MISC .02 MICROSOFT CORP	085 830	9333 40956-00004 09-13-10	1,424.24		1,467.58- 59.000-
09-13-10	BNY CONVERGEX 09/08 SALE 12 SHS @ 68.5301 MISC .01 VISA INC CLASS A SHARES	085 830	9333 40956-00006 09-13-10	822.35		799.17- 12.000-

- T R A N S A C T I O N A N A L Y S I S / S U M M A R Y -  
 01/01/10 THROUGH 12/31/10  
 ACCOUNT 0501161 ANNE G CARSON CHARITABLE TR LCGR

DATE	DESCRIPTION	-TRANSACTION- DESCRIPTION	-CODES- TRAN TAX INDV	HISTORY	INCOME	PRINCIPAL	INVEST/UNITS
09-14-10	BNY CONVERGEX 09/09 SALE 16 SHS @ 34.34 MISC .01 INGERSOLL-RAND PLC SEDOL: B633030 ISIN: IE00B6330302		085 830	9333 40957-00001 09-14-10		549.43	597.60- 16.000-
09-14-10	BNY CONVERGEX 09/09 SALE 37 SHS @ 17.55 MISC .02 MARVELL TECHNOLOGY GROUP LTD		085 830	9333 40957-00002 09-14-10		649.33	663.41- 37.000-
09-14-10	BNY CONVERGEX 09/09 SALE 3 SHS @ 163.94 MISC .01 ALCON INC SEDOL 2852395 ISIN CH0013826497		085 830	9333 40957-00003 09-14-10		491.81	294.93- 3.000-
09-14-10	BNY CONVERGEX 09/09 SALE 20 SHS @ 51.20 MISC .02 ABBOTT LABORATORIES INC		085 830	9333 40957-00005 09-14-10	1,023.98		962.25- 20.000-
09-14-10	BNY CONVERGEX 09/09 SALE 27 SHS @ 32.76 MISC .02 ADOBE SYSTEMS INC		085 830	9333 40957-00006 09-14-10	884.50		757.63- 27.000-
09-14-10	BNY CONVERGEX 09/09 SALE 18 SHS @ 29.29 MISC .01 AGILENT TECHNOLOGIES ( IPO)		085 830	9333 40957-00007 09-14-10	527.21		603.78- 18.000-
09-14-10	BNY CONVERGEX 09/09 SALE 11 SHS @ 64.97 MISC .02 ALLERGAN INC		085 830	9333 40957-00008 09-14-10	714.65		673.92- 11.000-
09-14-10	BNY CONVERGEX 09/09 SALE 15 SHS @ 140.96 MISC .04 AMAZON COM INC		085 830	9333 40957-00009 09-14-10	2,114.36		1,114.22- 15.000-
09-14-10	BNY CONVERGEX 09/09 SALE 11 SHS @ 266.07 MISC .05 APPLE INC		085 830	9333 40957-00010 09-14-10	2,926.72		1,558.42- 11.000-

BANK 21  
REGION 10  
OFFICE 612

- T R A N S A C T I O N A N A L Y S I S / S U M M A R Y -  
01/01/10 THROUGH 12/31/10  
ACCOUNT 0501161 ANNE G CARSON CHARITABLE TR LGGR

DATE 05/10/11  
TIME 08:27  
PAGE 0035

DATE	TRANSACTION- DESCRIPTION	-CODES- TRAN TAX INDV	HISTORY	- C A S H - INCOME	PRINCIPAL	INVEST/UNITS
09-14-10	BNY CONVERGEX 09/09 SALE 10 SHS @ 83.89 MISC .02 BAIDU INC	085 830 9333	40957-00011 09-14-10	838.88		385.26- 10.000-
09-14-10	BNY CONVERGEX 09/09 SALE 13 SHS @ 64.1205 MISC .02 BOEING CO	085 830 9333	40957-00012 09-14-10	833.55		876.15- 13.000-
09-14-10	BNY CONVERGEX 09/09 SALE 21 SHS @ 34.28 MISC .02 BROADCOM CORP	085 830 9333	40957-00013 09-14-10	719.86		737.11- 21.000-
09-14-10	BNY CONVERGEX 09/09 SALE 19 SHS @ 54.01 MISC .02 CELGENE CORP	085 830 9333	40957-00014 09-14-10	1,026.17		1,071.27- 19.000-
09-14-10	BNY CONVERGEX 09/09 SALE 47 SHS @ 20.79 MISC .02 CISCO SYSTEMS INC	085 830 9333	40957-00015 09-14-10	977.11		1,062.62- 47.000-
09-14-10	BNY CONVERGEX 09/09 SALE 16 SHS @ 39.46 MISC .02 COACH INC	085 830 9333	40957-00016 09-14-10	631.34		505.88- 16.000-
09-14-10	BNY CONVERGEX 09/09 SALE 10 SHS @ 58.99 MISC .01 COSTCO WHOLESALE CORP	085 830 9333	40957-00017 09-14-10	589.89		598.52- 10.000-
09-14-10	BNY CONVERGEX 09/09 SALE 115 SHS @ 34.3683 MISC .07 DISNEY WALT CO	085 830 9333	40957-00018 09-14-10	3,952.29		3,310.80- 115.000-
09-14-10	BNY CONVERGEX 09/09 SALE 28 SHS @ 27.72 MISC .02 DOLLAR GENERAL CORP	085 830 9333	40957-00019 09-14-10	776.14		682.71- 28.000-



BANK 21  
REGION 10  
OFFICE 612

- T R A N S A C T I O N A N A L Y S I S / S U M M A R Y -  
01/01/10 THROUGH 12/31/10  
ACCOUNT 0501161 ANNE G CARSON CHARITABLE TR LCGR

DATE 05/10/11  
TIME 08:27  
PAGE 0037

DATE	-TRANSACTION- DESCRIPTION	-CODES- TRAN TAX INDV	HISTORY	- C A S H - INCOME	PRINCIPAL	INVEST/UNITS
09-14-10	BNY CONVERGEX 09/09 SALE 44 SHS @ 28.50 MISC .03 JUNIPER NETWORKS INC	085 830 9333	40957-00029 09-14-10	1,253.97	1,253.97	1,179.36- 44,000-
09-14-10	BNY CONVERGEX 09/09 SALE 26 SHS @ 30.65 MISC .02 KRAFT FOODS INC - A SEDOL 2764296 ISIN US50075N1046	085 830 9333	40957-00030 09-14-10	796.88	796.88	789.89- 26,000-
09-14-10	BNY CONVERGEX 09/09 SALE 31 SHS @ 35.96 MISC .02 MARRIOTT INTERNATIONAL INC CL A	085 830 9333	40957-00031 09-14-10	1,114.74	1,114.74	818.32- 31,000-
09-14-10	BNY CONVERGEX 09/09 SALE 5 SHS @ 194.46 MISC .02 MASTERCARD INC CL A	085 830 9333	40957-00032 09-14-10	972.28	972.28	882.53- 5,000-
09-14-10	BNY CONVERGEX 09/09 SALE 13 SHS @ 56.1705 MISC .02 MEAD JOHNSON NUTRITION CO	085 830 9333	40957-00033 09-14-10	730.20	730.20	666.07- 13,000-
09-14-10	BNY CONVERGEX 09/09 SALE 13 SHS @ 47.00 MISC .02 MEDCO HEALTH SOLUTIONS INC	085 830 9333	40957-00034 09-14-10	610.98	610.98	638.41- 13,000-
09-14-10	BNY CONVERGEX 09/09 SALE 14 SHS @ 24.11 MISC .01 MICROSOFT CORP	085 830 9333	40957-00035 09-14-10	337.53	337.53	348.24- 14,000-
09-14-10	BNY CONVERGEX 09/09 SALE 23 SHS @ 26.9999 MISC .02 MORGAN STANLEY	085 830 9333	40957-00036 09-14-10	620.98	620.98	704.74- 23,000-
09-14-10	BNY CONVERGEX 09/09 SALE 24 SHS @ 17.73 MISC .01 MYLAN INC	085 830 9333	40957-00037 09-14-10	425.51	425.51	369.14- 24,000-

BANK 21  
 REGION 10  
 OFFICE 612

- T R A N S A C T I O N A N A L Y S I S / S U M M A R Y -  
 01/01/10 THROUGH 12/31/10  
 ACCOUNT 0501161 ANNE G CARSON CHARITABLE TR LCGR

DATE 05/10/11  
 TIME 08:27  
 PAGE 0038

DATE	-TRANSACTION- DESCRIPTION	-CODES- TRAN TAX INDV	HISTORY	- C A S H - INCOME	PRINCIPAL	INVEST/UNITS
09-14-10	BNY CONVERGEX 09/09 SALE 37 SHS @ 46.86 MISC .03 NETAPP INC	085 830	9333 40957-00038 09-14-10	1,733.79		1,015.84- 37,000-
09-14-10	BNY CONVERGEX 09/09 SALE 19 SHS @ 74.47 MISC .03 NIKE INC CLASS B	085 830	9333 40957-00039 09-14-10	1,414.90		1,177.61- 19,000-
09-14-10	BNY CONVERGEX 09/09 SALE 10 SHS @ 78.45 MISC .02 OCCIDENTAL PETROLEUM CORP	085 830	9333 40957-00040 09-14-10	784.48		659.32- 10,000-
09-14-10	BNY CONVERGEX 09/09 SALE 10 SHS @ 82.01 MISC .02 POLO RALPH LAUREN CORP CL A	085 830	9333 40957-00041 09-14-10	820.08		874.50- 10,000-
09-14-10	BNY CONVERGEX 09/09 SALE 8 SHS @ 123.56 MISC .02 PRECISION CASTPARTS CORP	085 830	9333 40957-00042 09-14-10	988.46		870.35- 8,000-
09-14-10	BNY CONVERGEX 09/09 SALE 18 SHS @ 40.69 MISC .02 QUALCOMM INC	085 830	9333 40957-00043 09-14-10	732.40		676.49- 18,000-
09-14-10	BNY CONVERGEX 09/09 SALE 12 SHS @ 18.42 MISC .01 QUANTA SVCS INC	085 830	9333 40957-00044 09-14-10	221.03		266.97- 12,000-
09-14-10	BNY CONVERGEX 09/09 SALE 9 SHS @ 119.15 MISC .02 SALESFORCE.COM	085 830	9333 40957-00045 09-14-10	1,072.33		472.36- 9,000-
09-14-10	BNY CONVERGEX 09/09 SALE 19 SHS @ 119.00 MISC .04 SALESFORCE.COM	085 830	9333 40957-00046 09-14-10	2,260.96		997.21- 19,000-



DATE	-TRANSACTION- DESCRIPTION	-CODES- TRAN TAX INDV	HISTORY	INCOME	PRINCIPAL	INVEST/UNITS
09-14-10	BNY CONVERGEX 09/09 SALE 18 SHS @ 85.31 MISC .03 VMWARE INC CLASS A	085 830	9333 40957-00056 09-14-10	1,535.55		865.99- 18.000-
09-14-10	BNY CONVERGEX 09/09 SALE 15 SHS @ 35.37 MISC .01 WHOLE FOODS MKT INC	085 830	9333 40957-00057 09-14-10	530.54		543.31- 15.000-
09-15-10	BNY CONVERGEX 09/10 SALE 111 SHS @ 38.3092 MISC .07 HEWLETT-PACKARD CO	085 830	9333 40958-00006 09-15-10	4,252.25		5,085.36- 111.000-
09-15-10	BNY CONVERGEX 09/10 SALE 120 SHS @ 38.2902 MISC .08 HEWLETT-PACKARD CO	085 830	9333 40958-00007 09-15-10	4,594.75		5,497.69- 120.000-
09-16-10	BNY CONVERGEX 09/13 SALE 106 SHS @ 38.0644 MISC .07 HEWLETT-PACKARD CO	085 830	9333 40959-00003 09-16-10	4,034.76		4,856.30- 106.000-
09-16-10	BNY CONVERGEX 09/13 SALE 108 SHS @ 38.1251 MISC .07 HEWLETT-PACKARD CO	085 830	9333 40959-00004 09-16-10	4,117.44		4,947.92- 108.000-
09-20-10	BNY CONVERGEX 09/15 SALE 266 SHS @ 48.2125 MISC .22 MEDCO HEALTH SOLUTIONS INC	085 830	9333 40963-00003 09-20-10	12,824.31		13,062.94- 266.000-
09-22-10	BNY CONVERGEX 09/17 SALE 97 SHS @ 25.2103 MISC .04 MICROSOFT CORP	085 830	9333 40965-00002 09-22-10	2,445.36		2,412.81- 97.000-
09-22-10	BNY CONVERGEX 09/17 SALE 103 SHS @ 25.10 MISC .04 MICROSOFT CORP	085 830	9333 40965-00003 09-22-10	2,585.26		2,562.05- 103.000-
09-22-10	BNY CONVERGEX 09/17 SALE 96 SHS @ 25.1103 MISC .04 MICROSOFT CORP	085 830	9333 40965-00004 09-22-10	2,410.55		2,387.93- 96.000-

BANK 21  
 REGION 10  
 OFFICE 612

- T R A N S A C T I O N A N A L Y S I S / S U M M A R Y -  
 01/01/10 THROUGH 12/31/10  
 ACCOUNT 0501161 ANNE G CARSON CHARITABLE TR LCGR

DATE 05/10/11  
 TIME 08:27  
 PAGE 0041

DATE	TRANSACTION- DESCRIPTION	-CODES- TRAN TAX INDV	HISTORY	- C A S H - INCOME	PRINCIPAL	INVEST/UNITS
09-27-10	BNY CONVERGEX 09/22 SALE 53 SHS @ 26.1258 MISC .02 ADOBE SYSTEMS INC	085 830	9333 40970-00001 09-27-10	1,384.64	1,487.19- 53,000-	
09-27-10	BNY CONVERGEX 09/22 SALE 52 SHS @ 26.6459 MISC .02 ADOBE SYSTEMS INC	085 830	9333 40970-00002 09-27-10	1,385.56	1,459.13- 52,000-	
09-28-10	BNY CONVERGEX 09/23 SALE 14 SHS @ 118.9617 MISC .03 SALESFORCE.COM	085 830	9333 40971-00001 09-28-10	1,665.44	734.79- 14,000-	
09-28-10	BNY CONVERGEX 09/23 SALE 12 SHS @ 118.927 MISC .02 SALESFORCE.COM	085 830	9333 40971-00002 09-28-10	1,427.10	629.82- 12,000-	
09-28-10	BNY CONVERGEX 09/23 SALE 44 SHS @ 71.2559 MISC .05 VISA INC CLASS A SHARES	085 830	9333 40971-00003 09-28-10	3,135.21	2,930.29- 44,000-	
09-29-10	BNY CONVERGEX 09/24 SALE 82 SHS @ 57.188 MISC .08 MEAD JOHNSON NUTRITION CO	085 830	9333 40972-00004 09-29-10	4,689.34	4,201.34- 82,000-	
09-30-10	BNY CONVERGEX 09/27 SALE 91 SHS @ 19.2469 MISC .03 INTEL CORP	085 830	9333 40973-00002 09-30-10	1,751.44	1,866.93- 91,000-	
09-30-10	BNY CONVERGEX 09/27 SALE 90 SHS @ 19.3104 MISC .03 INTEL CORP	085 830	9333 40973-00003 09-30-10	1,737.91	1,846.41- 90,000-	
09-30-10	BNY CONVERGEX 09/27 SALE 89 SHS @ 19.39 MISC .03 INTEL CORP	085 830	9333 40973-00004 09-30-10	1,725.68	1,825.90- 89,000-	

BANK 21  
 REGION 10  
 OFFICE 612

- TRANSACTION-  
 DESCRIPTION

DATE

10-01-10

10-01-10

10-01-10

10-04-10

10-04-10

10-05-10

10-06-10

10-07-10

10-07-10

10-07-10

BNY CONVERGEX

09/28 SALE 81 SHS @ 26.4908

MISC .04

ADOBE SYSTEMS INC

BNY CONVERGEX

09/28 SALE 85 SHS @ 26.25

MISC .04

ADOBE SYSTEMS INC

BNY CONVERGEX

09/28 SALE 107 SHS @ 24.6677

MISC .04

MORGAN STANLEY

BNY CONVERGEX

09/29 SALE 107 SHS @ 24.3795

MISC .04

MORGAN STANLEY

BNY CONVERGEX

09/29 SALE 111 SHS @ 24.4737

MISC .05

MORGAN STANLEY

BNY CONVERGEX

09/30 SALE 56 SHS @ 24.9099

MISC .02

MORGAN STANLEY

BNY CONVERGEX

10/01 SALE 54 SHS @ 24.884

MISC .02

MORGAN STANLEY

BNY CONVERGEX

10/04 SALE 94 SHS @ 19.09

MISC .03

INTEL CORP

BNY CONVERGEX

10/04 SALE 91 SHS @ 18.83

MISC .03

INTEL CORP

BNY CONVERGEX

10/04 SALE 94 SHS @ 18.7958

MISC .03

INTEL CORP

085 830

9333

40974-00001

10-01-10

085 830

9333

40974-00002

10-01-10

085 830

9333

40974-00006

10-01-10

085 830

9333

40977-00005

10-04-10

085 830

9333

40977-00006

10-04-10

085 830

9333

40979-00003

10-06-10

085 830

9333

40980-00004

10-07-10

085 830

9333

40980-00005

10-07-10

085 830

9333

40980-00006

10-07-10

2,145.72

2,231.21

2,639.40

2,608.56

2,716.53

1,394.93

1,343.71

1,794.43

1,713.50

1,766.78

2,272.88-

81.000-

2,385.12-

85.000-

3,278.58-

107.000-

3,401.15-

111.000-

1,715.90-

56.000-

1,654.61-

54.000-

1,928.48-

94.000-

1,866.93-

91.000-

1,928.47-

94.000-

ACCOUNT 0501161 ANNE G CARSON CHARITABLE TR LCGR

- C A S H -  
 INCOME

PRINCIPAL

INVEST/UNITS

DATE 05/10/11

TIME 08:27

PAGE 0042

- T R A N S A C T I O N A N A L Y S I S / S U M M A R Y -

01/01/10 THROUGH 12/31/10

BANK 21  
REGION 10  
OFFICE 612

- T R A N S A C T I O N A N A L Y S I S / S U M M A R Y -  
01/01/10 THROUGH 12/31/10  
ACCOUNT 0501161 ANNE G CARSON CHARITABLE TR LCGR

DATE 05/10/11  
TIME 08:27  
PAGE 0043

DATE	-TRANSACTION- DESCRIPTION	-CODES- TRAN TAX INDV	HISTORY	- C A S H - INCOME	PRINCIPAL	INVEST/UNITS
10-14-10	BNY CONVERGEX 10/08 SALE 109 SHS @ 27.0811 MISC .05 ADOBE SYSTEMS INC	085 830 9333	40987-00001 10-14-10	2,951.79		3,058.57- 109,000-
10-14-10	BNY CONVERGEX 10/08 SALE 109 SHS @ 27.31 MISC .05 ADOBE SYSTEMS INC	085 830 9333	40987-00002 10-14-10	2,976.74		3,058.57- 109,000-
10-14-10	BNY CONVERGEX 10/08 SALE 107 SHS @ 26.9721 MISC .05 ADOBE SYSTEMS INC	085 830 9333	40987-00003 10-14-10	2,885.97		3,002.44- 107,000-
10-18-10	BNY CONVERGEX 10/13 SALE 20 SHS @ 300.9451 MISC .10 APPLE INC	085 830 9333	40991-00004 10-18-10	6,018.80		2,833.48- 20,000-
10-18-10	BNY CONVERGEX 10/13 SALE 92 SHS @ 19.6854 MISC .03 INTEL CORP	085 830 9333	40991-00005 10-18-10	1,811.03		1,887.44- 92,000-
10-18-10	BNY CONVERGEX 10/13 SALE 93 SHS @ 19.5029 MISC .03 INTEL CORP	085 830 9333	40991-00006 10-18-10	1,813.74		1,907.96- 93,000-
10-18-10	BNY CONVERGEX 10/13 SALE 93 SHS @ 19.21 MISC .03 INTEL CORP	085 830 9333	40991-00007 10-18-10	1,786.50		1,907.96- 93,000-
10-19-10	BNY CONVERGEX 10/14 SALE 42 SHS @ 52.96 MISC .04 ABBOTT LABORATORIES INC	085 830 9333	40992-00001 10-19-10	2,224.28		2,020.71- 42,000-
10-19-10	BNY CONVERGEX 10/14 SALE 65 SHS @ 28.4028 MISC .03 DOLLAR GENERAL CORP	085 830 9333	40992-00004 10-19-10	1,846.15		1,584.85- 65,000-
10-19-10	BNY CONVERGEX 10/14 SALE 5 SHS @ 541.2935 MISC .05 GOOGLE INC-CL A	085 830 9333	40992-00005 10-19-10	2,706.42		1,630.97- 5,000-

DATE	DESCRIPTION	-TRANSACTION-	-CODES-	HISTORY	INCOME	PRINCIPAL	INVEST/UNITS
DATE	DESCRIPTION		TRAN TAX INDV				
10-19-10	BNY CONVERGEX 10/14 SALE 35 SHS @ 38.6833 MISC .02 JPMORGAN CHASE & CO		085 830 9333	40992-00007 10-19-10	1,353.89	1,443.77- 35,000-	
10-19-10	BNY CONVERGEX 10/14 SALE 23 SHS @ 81.6634 MISC .03 NIKE INC CLASS B		085 830 9333	40992-00008 10-19-10	1,878.23	1,425.53- 23,000-	
10-19-10	BNY CONVERGEX 10/14 SALE 20 SHS @ 130.9336 MISC .04 PRECISION CASTPARTS CORP		085 830 9333	40992-00009 10-19-10	2,618.63	2,175.86- 20,000-	
10-19-10	BNY CONVERGEX 10/14 SALE 26 SHS @ 53.6244 MISC .02 TARGET CORP		085 830 9333	40992-00010 10-19-10	1,394.21	1,264.62- 26,000-	
10-19-10	BNY CONVERGEX 10/14 SALE 32 SHS @ 73.6837 MISC .04 UNITED TECHNOLOGIES CORP		085 830 9333	40992-00011 10-19-10	2,357.84	2,159.68- 32,000-	
10-20-10	BNY CONVERGEX 10/15 SALE 84 SHS @ 37.4771 MISC .05 JPMORGAN CHASE & CO		085 830 9333	40993-00006 10-20-10	3,148.02	3,465.06- 84,000-	
10-21-10	BNY CONVERGEX 10/18 SALE 12 SHS @ 316.565 MISC .06 APPLE INC		085 830 9333	40994-00001 10-21-10	3,798.72	1,700.09- 12,000-	
10-21-10	BNY CONVERGEX 10/18 SALE 29 SHS @ 53.9849 MISC .03 TARGET CORP		085 830 9333	40994-00006 10-21-10	1,565.54	1,410.54- 29,000-	
10-22-10	BNY CONVERGEX 10/19 SALE 46 SHS @ 53.77 MISC .04 TARGET CORP		085 830 9333	40995-00006 10-22-10	2,473.38	2,237.41- 46,000-	



- T R A N S A C T I O N A N A L Y S I S / S U M M A R Y -  
 01/01/10 THROUGH 12/31/10  
 ACCOUNT 0501161 ANNE G CARSON CHARITABLE TR LCGR

DATE	DESCRIPTION	-TRANSACTION-	-CODES-	HISTORY	INCOME	PRINCIPAL	INVEST/UNITS
DATE	DESCRIPTION		TRAN TAX INDV				
10-28-10	BNY CONVERGEX 10/25 SALE 35 SHS @ 37.6416 MISC .02 JPMORGAN CHASE & CO		085 830 9333	41001-00003 10-28-10		1,317.43	1,443.77- 35,000-
10-28-10	BNY CONVERGEX 10/25 SALE 35 SHS @ 37.1389 MISC .02 JPMORGAN CHASE & CO		085 830 9333	41001-00004 10-28-10		1,299.84	1,443.78- 35,000-
10-29-10	BNY CONVERGEX 10/26 SALE 18 SHS @ 37.0101 MISC .01 JPMORGAN CHASE & CO		085 830 9333	41002-00002 10-29-10		666.17	742.51- 18,000-
10-29-10	BNY CONVERGEX 10/26 SALE 29 SHS @ 37.0926 MISC .02 JPMORGAN CHASE & CO		085 830 9333	41002-00003 10-29-10		1,075.67	1,196.27- 29,000-
10-29-10	BNY CONVERGEX 10/26 SALE 28 SHS @ 37.1601 MISC .02 JPMORGAN CHASE & CO		085 830 9333	41002-00004 10-29-10		1,040.47	1,155.02- 28,000-
11-05-10	BNY CONVERGEX 11/02 SALE 17 SHS @ 53.8269 MISC .02 NETAPP INC		085 830 9333	41009-00002 11-05-10		915.04	466.74- 17,000-
11-08-10	BNY CONVERGEX 11/03 SALE 117 SHS @ 17.8805 MISC .04 QUANTA SVCS INC		085 830 9333	41012-00003 11-08-10		2,091.98	2,602.94- 117,000-
11-10-10	BNY CONVERGEX 11/05 SALE 11 SHS @ 166.7339 MISC .03 ALCON INC SEDOL 2852395 ISIN CH0013826497		085 830 9333	41014-00001 11-10-10		1,834.04	1,081.40- 11,000-
11-12-10	BNY CONVERGEX 11/08 SALE 28 SHS @ 166.5095 MISC .08 ALCON INC SEDOL 2852395 ISIN CH0013826497		085 830 9333	41016-00001 11-12-10		4,662.19	2,752.66- 28,000-

BANK 21  
 REGION 10  
 OFFICE 612

- T R A N S A C T I O N A N A L Y S I S / S U M M A R Y -  
 01/01/10 THROUGH 12/31/10  
 ACCOUNT 0501161 ANNE G CARSON CHARITABLE TR LCGR

DATE 05/10/11  
 TIME 08:27  
 PAGE 0047

DATE	-TRANSACTION- DESCRIPTION	-CODES- TRAN TAX INDV	HISTORY	INCOME	PRINCIPAL	INVEST/UNITS
11-12-10	BNY CONVERGEX 11/08 SALE 60 SHS @ 18.0009 MISC .02 QUANTA SVCS INC	085 830	9333 41016-00003 11-12-10	1,080.04		1,334.85- 60,000-
11-16-10	BNY CONVERGEX 11/10 SALE 51 SHS @ 30.5503 MISC .03 KRAFT FOODS INC - A SEDOL 2764296 ISIN US50075N1046	085 830	9333 41020-00001 11-16-10	1,558.04		1,549.40- 51,000-
11-16-10	BNY CONVERGEX 11/10 SALE 52 SHS @ 30.4014 MISC .03 KRAFT FOODS INC - A SEDOL 2764296 ISIN US50075N1046	085 830	9333 41020-00002 11-16-10	1,580.85		1,579.79- 52,000-
11-16-10	BNY CONVERGEX 11/11 SALE 28 SHS @ 19.4532 MISC .01 MYLAN INC	085 830	9333 41020-00003 11-16-10	544.68		430.66- 28,000-
11-16-10	BNY CONVERGEX 11/10 SALE 29 SHS @ 19.4647 MISC .01 MYLAN INC	085 830	9333 41020-00004 11-16-10	564.47		446.04- 29,000-
11-16-10	BNY CONVERGEX 11/10 SALE 29 SHS @ 19.5701 MISC .01 MYLAN INC	085 830	9333 41020-00005 11-16-10	567.52		446.04- 29,000-
11-16-10	BNY CONVERGEX 11/11 SALE 29 SHS @ 17.6646 MISC .01 QUANTA SVCS INC	085 830	9333 41020-00007 11-16-10	512.26		645.17- 29,000-
11-16-10	BNY CONVERGEX 11/11 SALE 27 SHS @ 17.8005 MISC .01 QUANTA SVCS INC	085 830	9333 41020-00008 11-16-10	480.61		600.68- 27,000-
11-17-10	BNY CONVERGEX 11/12 SALE 71 SHS @ 20.365 MISC .02 CISCO SYSTEMS INC	085 830	9333 41021-00001 11-17-10	1,445.89		1,605.24- 71,000-

BANK 21  
 REGION 10  
 OFFICE 612

- T R A N S A C T I O N A N A L Y S I S / S U M M A R Y -  
 01/01/10 THROUGH 12/31/10  
 ACCOUNT 0501161 ANNE G CARSON CHARITABLE TR LCGR

DATE 05/10/11  
 TIME 08:27  
 PAGE 0048

DATE	DESCRIPTION	-TRANSACTION-	-CODES-	HISTORY	INCOME	PRINCIPAL	INVEST/UNITS
DATE	DESCRIPTION		TRAN TAX INDV				
11-17-10	BNY CONVERGEX 11/12 SALE 71 SHS @ 20.14 MISC .02 CISCO SYSTEMS INC		085 830 9333	41021-00002 11-17-10	1,429.92		1,605.23- 71.000-
11-17-10	BNY CONVERGEX 11/12 SALE 29 SHS @ 19.2442 MISC .01 MYLAN INC		085 830 9333	41021-00003 11-17-10	558.07		446.04- 29.000-
11-18-10	BNY CONVERGEX 11/15 SALE 47 SHS @ 42.21 MISC .03 INGERSOLL-RAND PLC SEDOL: B633030 ISIN: IE00B6330302		085 830 9333	41022-00001 11-18-10	1,983.84		1,737.48- 47.000-
11-18-10	BNY CONVERGEX 11/15 SALE 41 SHS @ 48.7226 MISC .03 ABBOTT LABORATORIES INC		085 830 9333	41022-00002 11-18-10	1,997.59		1,972.60- 41.000-
11-19-10	BNY CONVERGEX 11/16 SALE 24 SHS @ 41.591 MISC .02 INGERSOLL-RAND PLC SEDOL: B633030 ISIN: IE00B6330302		085 830 9333	41023-00001 11-19-10	998.17		887.23- 24.000-
11-19-10	BNY CONVERGEX 11/16 SALE 22 SHS @ 41.521 MISC .02 INGERSOLL-RAND PLC SEDOL: B633030 ISIN: IE00B6330302		085 830 9333	41023-00002 11-19-10	913.45		813.29- 22.000-
11-22-10	BNY CONVERGEX 11/17 SALE 20 SHS @ 48.0213 MISC .02 ABBOTT LABORATORIES INC		085 830 9333	41026-00001 11-22-10	960.41		962.25- 20.000-
11-22-10	BNY CONVERGEX 11/17 SALE 10 SHS @ 584.627 MISC .10 GOOGLE INC-CL A		085 830 9333	41026-00004 11-22-10	5,846.17		3,261.94- 10.000-

BANK 21  
 REGION 10  
 OFFICE 612

- T R A N S A C T I O N A N A L Y S I S / S U M M A R Y -  
 01/01/10 THROUGH 12/31/10  
 ACCOUNT 0501161 ANNE G CARSON CHARITABLE TR LCGR

DATE 05/10/11  
 TIME 08:27  
 PAGE 0049

DATE	-TRANSACTION- DESCRIPTION	-CODES- TRAN TAX INDV	HISTORY	INCOME	PRINCIPAL	INVEST/UNITS
11-22-10	BNY CONVERGEX 11/17 SALE 29 SHS @ 19.0034 MISC .01 MYLAN INC	085 830	9333 41026-00006 11-22-10	551.09		446.04- 29.000-
11-23-10	BNY CONVERGEX 11/18 SALE 20 SHS @ 47.3876 MISC .02 ABBOTT LABORATORIES INC	085 830	9333 41027-00001 11-23-10	947.74		962.25- 20.000-
11-23-10	BNY CONVERGEX 11/18 SALE 33 SHS @ 19.2703 MISC .01 MYLAN INC	085 830	9333 41027-00002 11-23-10	635.91		507.56- 33.000-
11-24-10	BNY CONVERGEX 11/19 SALE 82 SHS @ 34.7089 MISC .05 JUNIPER NETWORKS INC	085 830	9333 41028-00002 11-24-10	2,846.08		2,220.83- 82.000-
11-24-10	BNY CONVERGEX 11/19 SALE 60 SHS @ 19.5503 MISC .02 MYLAN INC	085 830	9333 41028-00003 11-24-10	1,173.00		922.83- 60.000-
11-24-10	BNY CONVERGEX 11/19 SALE 55 SHS @ 19.6319 MISC .02 MYLAN INC	085 830	9333 41028-00004 11-24-10	1,079.74		845.92- 55.000-
11-26-10	BNY CONVERGEX 11/22 SALE 45 SHS @ 20.0005 MISC .02 MARVELL TECHNOLOGY GROUP LTD	085 830	9333 41030-00001 11-26-10	900.01		806.84- 45.000-
11-29-10	BNY CONVERGEX 11/23 SALE 43 SHS @ 19.9002 MISC .01 MARVELL TECHNOLOGY GROUP LTD	085 830	9333 41033-00001 11-29-10	855.69		770.99- 43.000-
11-29-10	BNY CONVERGEX 11/23 SALE 45 SHS @ 19.7418 MISC .02 MARVELL TECHNOLOGY GROUP LTD	085 830	9333 41033-00002 11-29-10	888.37		806.84- 45.000-
11-29-10	BNY CONVERGEX 11/23 SALE 31 SHS @ 33.5999 MISC .02 JUNIPER NETWORKS INC	085 830	9333 41033-00003 11-29-10	1,041.58		839.58- 31.000-

BANK 21  
 REGION 10  
 OFFICE 612

- T R A N S A C T I O N A N A L Y S I S / S U M M A R Y -  
 01/01/10 THROUGH 12/31/10  
 ACCOUNT 0501161 ANNE G CARSON CHARITABLE TR LCGR

DATE 05/10/11  
 TIME 08:27  
 PAGE 0050

DATE	-TRANSACTION- DESCRIPTION	-CODES- TRAN TAX INDV	HISTORY	- C A S H - INCOME	PRINCIPAL	INVEST/UNITS
12-02-10	BNY CONVERGEX 11/29 SALE 118 SHS @ 52.2236 MISC .10 EXPRESS SCRIPTS INC	085 830	9333 41036-00001 12-02-10	6,162.28		5,422.74- 118.000-
12-06-10	BNY CONVERGEX 12/01 SALE 34 SHS @ 33.5145 MISC .02 VERTEX PHARMACEUTICALS INC	085 830	9333 41040-00003 12-06-10	1,139.47		1,142.79- 34.000-
12-07-10	BNY CONVERGEX 12/02 SALE 31 SHS @ 60.4951 MISC .03 CELGENE CORP	085 830	0100 41041-00001 12-07-10	1,875.32		1,744.55- 31.000-
12-08-10	BNY CONVERGEX INCORRECT PRICE CELGENE CORP	084 830	0100 41041-00001 12-08-10	1,875.32-		1,744.55 31.000
12-07-10	BNY CONVERGEX 12/02 SALE 36 SHS @ 33.4613 MISC .02 VERTEX PHARMACEUTICALS INC	085 830	9333 41041-00002 12-07-10	1,204.59		1,210.01- 36.000-
12-08-10	BNY CONVERGEX 12/02 SALE 31 SHS @ 60.50 MISC .03 CELGENE CORP	085 830	0100 41042-00002 12-08-10	1,875.47		1,744.55- 31.000-
12-08-10	BNY CONVERGEX 12/03 SALE 27 SHS @ 60.50 MISC .03 CELGENE CORP	085 830	9333 41042-00003 12-08-10	1,633.47		1,519.45- 27.000-
12-08-10	BNY CONVERGEX 12/03 SALE 34 SHS @ 33.6093 MISC .02 VERTEX PHARMACEUTICALS INC	085 830	9333 41042-00004 12-08-10	1,142.70		1,142.79- 34.000-
12-08-10	BNY CONVERGEX 12/03 SALE 33 SHS @ 33.4722 MISC .02 VERTEX PHARMACEUTICALS INC	085 830	9333 41042-00005 12-08-10	1,104.56		1,109.18- 33.000-
12-09-10	BNY CONVERGEX 12/06 SALE 25 SHS @ 30.7303 MISC .01 DOLLAR GENERAL CORP	085 830	9333 41043-00002 12-09-10	768.24		609.56- 25.000-

- TRANSACTION- DESCRIPTION -

DATE	DESCRIPTION	-TRANSACTION-	-CODES-	HISTORY	INCOME	PRINCIPAL	INVEST/UNITS
DATE	DESCRIPTION		TRAN TAX INDV				
12-14-10	BNY CONVERGEX 12/09 SALE 24 SHS @ 64.7653 MISC .03 BOEING CO		085 830	9333 41048-00002 12-14-10	1,554.34	1,554.34	1,617.51- 24,000-
12-14-10	BNY CONVERGEX 12/09 SALE 32 SHS @ 30.0741 MISC .02 UNILEVER PLC W/I SPONSORED ADR		085 830	9333 41048-00007 12-14-10	962.35	962.35	948.90- 32,000-
12-14-10	BNY CONVERGEX 12/09 SALE 31 SHS @ 30.0347 MISC .02 UNILEVER PLC W/I SPONSORED ADR		085 830	9333 41048-00008 12-14-10	931.06	931.06	919.24- 31,000-
12-15-10	BNY CONVERGEX 12/10 SALE 15 SHS @ 160.5267 MISC .04 ALCON INC SEDOL 2852395 ISIN CH0013826497		085 830	9333 41049-00001 12-15-10	2,407.86	2,407.86	1,474.64- 15,000-
12-15-10	BNY CONVERGEX 12/10 SALE 15 SHS @ 161.1164 MISC .04 ALCON INC SEDOL 2852395 ISIN CH0013826497		085 830	9333 41049-00002 12-15-10	2,416.71	2,416.71	1,474.64- 15,000-
12-15-10	BNY CONVERGEX 12/10 SALE 24 SHS @ 64.1357 MISC .03 BOEING CO		085 830	9333 41049-00003 12-15-10	1,539.23	1,539.23	1,617.51- 24,000-
12-15-10	BNY CONVERGEX 12/10 SALE 78 SHS @ 36.6773 MISC .05 DISNEY WALT CO		085 830	9333 41049-00004 12-15-10	2,860.78	2,860.78	2,245.58- 78,000-
12-15-10	BNY CONVERGEX 12/10 SALE 93 SHS @ 29.9347 MISC .05 UNILEVER PLC W/I SPONSORED ADR		085 830	9333 41049-00011 12-15-10	2,783.88	2,783.88	2,757.72- 93,000-

- C A S H -

INCOME	PRINCIPAL	INVEST/UNITS
1,554.34	1,554.34	1,617.51- 24,000-
962.35	962.35	948.90- 32,000-
931.06	931.06	919.24- 31,000-
2,407.86	2,407.86	1,474.64- 15,000-
2,416.71	2,416.71	1,474.64- 15,000-
1,539.23	1,539.23	1,617.51- 24,000-
2,860.78	2,860.78	2,245.58- 78,000-
2,783.88	2,783.88	2,757.72- 93,000-



BANK 21  
 REGION 10  
 OFFICE 612

- TRANSACTION-  
 DESCRIPTION

DATE 05/10/11  
 TIME 08:27  
 PAGE 0053

- T R A N S A C T I O N A N A L Y S I S / S U M M A R Y -  
 01/01/10 THROUGH 12/31/10  
 ACCOUNT 0501161 ANNE G CARSON CHARITABLE TR LCGR

DATE	DESCRIPTION	-TRANSACTION-	-CODES-	HISTORY	INCOME	PRINCIPAL	INVEST/UNITS
DATE	DESCRIPTION		TRAN TAX INDV				
12-27-10	BNY CONVERGEX		085 830	9333 41061-00002		1,350.31	1,560.02-
	12/21 SALE 69 SHS @ 19.57			12-27-10			69.000-
	MISC .02						
	CISCO SYSTEMS INC						
12-27-10	BNY CONVERGEX		085 830	9333 41061-00003		2,175.71	1,990.91-
	12/21 SALE 15 SHS @ 145.05			12-27-10			15.000-
	MISC .04						
	INTERNATIONAL BUSINESS MACHS						
	CORP						
12-27-10	BNY CONVERGEX		085 830	9333 41061-00004		3,426.83	2,491.67-
	12/21 SALE 92 SHS @ 37.2488			12-27-10			92.000-
	MISC .06						
	JUNIPER NETWORKS INC						
12-27-10	BNY CONVERGEX		085 830	9333 41061-00005		4,819.12	3,883.15-
	12/21 SALE 22 SHS @ 219.0545			12-27-10			22.000-
	MISC .08						
	MASTERCARD INC CL A						
12-28-10	BNY CONVERGEX		085 830	9333 41062-00001		1,256.40	1,201.30-
	12/22 SALE 67 SHS @ 18.7525			12-28-10			67.000-
	MISC .02						
	MARVELL TECHNOLOGY GROUP LTD						
12-28-10	BNY CONVERGEX		085 830	9333 41062-00002		1,722.74	1,732.04-
	12/22 SALE 36 SHS @ 47.8548			12-28-10			36.000-
	MISC .03						
	ABBOTT LABORATORIES INC						
12-28-10	BNY CONVERGEX		085 830	9333 41062-00004		6,182.02	5,192.96-
	12/22 SALE 113 SHS @ 54.7091			12-28-10			113.000-
	MISC .10						
	EXPRESS SCRIPTS INC						
12-28-10	LONG TERM CAPITAL GAINS DISTRIBUTION		081 081	00-0000 41062-00007		.16	
	PAYABLE 12/21/10 AT .0000 PER SHARE			12-28-10			
	BLACKROCK LIQUIDITY FUNDS						
	TEMPFUND						
	ADMINISTRATION SHARES #H1						
12-29-10	BNY CONVERGEX		085 830	9333 41063-00001		1,198.50	1,202.81-
	12/23 SALE 25 SHS @ 47.941			12-29-10			25.000-
	MISC .02						
	ABBOTT LABORATORIES INC						

BANK 21  
 REGION 10  
 OFFICE 612

- T R A N S A C T I O N A N A L Y S I S / S U M M A R Y -  
 01/01/10 THROUGH 12/31/10  
 ACCOUNT 0501161 ANNE G CARSON CHARITABLE TR LCGR

DATE 05/10/11  
 TIME 08:27  
 PAGE 0054

DATE	-TRANSACTION- DESCRIPTION	-CODES- TRAN TAX INDV	HISTORY	- C A S H - INCOME	PRINCIPAL	INVEST/UNITS
12-30-10	BNY CONVERGEX 12/27 SALE 43 SHS @ 18.7601 MISC .01 MARVELL TECHNOLOGY GROUP LTD	085 830	9333 41064-00002 12-30-10		806.67	770.99- 43.000-
12-30-10	BNY CONVERGEX 12/27 SALE 12 SHS @ 47.4869 MISC .01 ABBOTT LABORATORIES INC	085 830	9333 41064-00003 12-30-10		569.83	577.35- 12.000-
12-31-10	BNY CONVERGEX 12/28 SALE 36 SHS @ 47.4301 MISC .03 ABBOTT LABORATORIES INC	085 830	9333 41065-00001 12-31-10		1,707.45	1,732.04- 36.000-

TAX CODE	OR-OFF SERIAL	SEQ LOT#	DATES	ACQUIRED	TRADE	UNITS	PROCEEDS	TAX COST	FEDERAL G/L	STATE G/L
	ASSET 999763337	(CONT'D)				1.000	1,455.50	.00	1,455.50	.00
			TOTAL-LONG							
			LISTED SALES-TOTAL	SHORT		23,323.856	834,458.37	799,500.69		
				LONG		19,852.063	756,612.43	642,241.23		
			CAPITAL GAIN DISTRIBUTIONS						12,827.00 L	.00 L
			GRAND TOTAL-SHORT			43,175.919	1591,070.80	1441,741.92	34,957.68	
			-LONG						127,198.20	
			CARRYOVER (CURRENT)				-2105.80	-75.00		.00 S
							<u>1,588,965.00</u>	<u>1,441,666.92</u>		.00 M
										.00 L

✓

147,298.08

CAP.GAIN DIST. + 47,489.28

194,787.36

REPORT: TMS-TX-23  
 BANK 21 PNC BANK (21)  
 REGION 10 PITTSBURGH  
 OFFICE 001 C & E

GAIN/LOSS FEDERAL REPORT INTERNAL USE ONLY  
 ACCOUNT 0501161 ANNE G CARSON CHARITABLE TRUST  
 FROM: 01/01/10 TO: 12/31/10

PAGE: 1  
 RUN DATE: 05/10/11

TAX CODE	OR-OFF SERIAL	SEQ LOT#	DATES ACQUIRED	TRADE	UNITS	PROCEEDS	TAX COST	FEDERAL G/L	STATE G/L
ASSET G1151C101 ACCENTURE PLC CLASS A									
ISIN IE0084BNMY34 SEDOL B4BNMY3									
830	640	40938	00001 00000	02/02/10 08/23/10	33.000	1,239.28	1,376.22	136.94-S	.00
TOTAL-SHORT					33.000	1,239.28	1,376.22	136.94-	.00
ASSET G47791101 INGERSOLL-RAND PLC									
SEDOL: B633030									
ISIN: IE0086330302									
830	612	40957	00001 00000	04/20/10 09/09/10	16.000	549.43	609.73	60.30-S	.00
830	612	41022	00001 00000	04/20/10 11/15/10	16.000	675.35	609.73	65.62 S	.00
830	612	41022	00001 00000	04/21/10 11/15/10	27.000	1,139.65	1,025.80	113.85 S	.00
830	612	41022	00001 00000	04/15/10 11/15/10	4.000	168.84	151.12	17.72 S	.00
830	612	41023	00001 00000	04/15/10 11/16/10	24.000	998.17	906.72	91.45 S	.00
830	612	41023	00002 00000	04/15/10 11/16/10	21.000	871.93	793.38	78.55 S	.00
830	612	41023	00002 00000	04/16/10 11/16/10	1.000	41.52	37.52	4.00 S	.00
TOTAL-SHORT					109.000	4,444.89	4,134.00	310.89	.00
ASSET G54050102 LAZARD LTD CL A									
SEDOL B081VQ7									
ISIN BMG540501027									
830	612	40742	00001 00000	10/13/09 02/08/10	9.000	334.80	369.42	34.62-S	.00
830	612	40742	00001 00000	09/11/09 02/08/10	75.000	2,790.04	2,914.69	124.65-S	.00
830	612	40785	00001 00000	09/11/09 03/23/10	42.000	1,519.12	1,632.23	113.11-S	.00
830	612	40785	00001 00000	03/01/10 03/23/10	28.000	1,012.74	1,017.42	4.68-S	.00
830	612	40785	00002 00000	03/01/10 03/23/10	34.000	1,223.99	1,235.44	11.45-S	.00
830	612	40785	00002 00000	04/29/09 03/23/10	76.000	2,735.99	2,166.00	569.99 S	.00
830	612	40785	00002 00000	04/29/09 03/23/10	79.000	2,843.99	2,243.50	600.49 S	.00
830	612	40785	00003 00000	04/29/09 03/23/10	19.000	689.42	539.57	149.85 S	.00
830	612	40785	00003 00000	05/01/09 03/23/10	96.000	3,483.40	2,636.94	846.46 S	.00
830	612	40785	00003 00000	06/03/09 03/23/10	75.000	2,721.41	2,055.00	666.41 S	.00
TOTAL-SHORT					533.000	19,354.90	16,810.21	2,544.69	.00
ASSET G5876H105 MARVELL TECHNOLOGY GROUP LTD									
830	612	40957	00002 00000	06/22/10 09/09/10	37.000	649.33	694.25	44.92-S	.00
830	612	41030	00001 00000	06/22/10 11/22/10	7.000	140.00	131.34	8.66 S	.00
830	612	41030	00001 00000	06/22/10 11/22/10	38.000	760.01	709.84	50.17 S	.00
830	612	41033	00001 00000	06/22/10 11/23/10	6.000	119.40	112.08	7.32 S	.00
830	612	41033	00001 00000	06/23/10 11/23/10	37.000	736.29	686.57	49.72 S	.00
830	612	41033	00002 00000	06/23/10 11/23/10	21.000	414.57	389.67	24.90 S	.00

TAX CODE	OR-OFF	SERIAL	SEQ	LOT#	ACQUIRED	TRADE	DATES	UNITS	PROCEEDS	TAX COST	FEDERAL G/L	STATE G/L
830	612	41033-00002	00000	06/23/10	11/23/10			24.000	473.80	445.31	28.49 S	.00
830	612	41036-00001	00000	06/23/10	12/17/10			34.000	640.93	630.85	10.08 S	.00
830	612	41056-00001	00000	06/23/10	12/17/10			53.000	999.10	981.54	17.56 S	.00
830	612	41056-00002	00000	06/23/10	12/17/10			6.000	113.10	111.12	1.98 S	.00
830	612	41056-00003	00000	06/22/10	12/17/10			85.000	1,602.31	1,565.96	36.35 S	.00
830	612	41056-00003	00000	06/22/10	12/17/10			4.000	75.47	73.69	1.78 S	.00
830	612	41056-00003	00000	06/23/10	12/17/10			59.000	1,113.17	1,078.81	34.36 S	.00
830	612	41056-00003	00000	09/08/10	12/17/10			25.000	471.68	434.19	37.49 S	.00
830	612	41057-00001	00000	09/08/10	12/20/10			47.000	895.21	816.29	78.92 S	.00
830	612	41062-00001	00000	09/08/10	12/22/10			31.000	581.32	538.40	42.92 S	.00
830	612	41062-00001	00000	07/13/10	12/22/10			30.000	562.57	518.65	43.92 S	.00
830	612	41062-00001	00000	07/13/10	12/22/10			6.000	112.51	103.62	8.89 S	.00
830	612	41064-00002	00000	07/13/10	12/27/10			22.000	412.71	379.94	32.77 S	.00
830	612	41064-00002	00000	09/08/10	12/27/10			21.000	393.96	362.04	31.92 S	.00
TOTAL-SHORT								593.000	11,267.44	10,764.16	503.28	.00
ASSET G7945M107 SEAGATE TECHNOLOGY												
ISIN IE00B58JVZ52 SEDOL B5BJVZ5												
830	640	40909-00001	00000	08/31/09	07/23/10			67.000	858.38	930.23	71.85-S	.00
TOTAL-SHORT								67.000	858.38	930.23	71.85-	.00
ASSET G94368100 WARNER CHILCOTT PLC CL A												
SEDOL B446CM7												
ISIN IE00B446CM77												
830	640	41020-00001	00000	02/03/10	11/10/10			39.000	795.29	1,021.82	226.53-S	.00
TOTAL-SHORT								39.000	795.29	1,021.82	226.53-	.00
ASSET H01301102 ALCON INC												
MERGED 04/08/11 @ \$8.20 P/S												
SEE 66987V109												
830	612	40711-00001	00000	10/30/08	01/06/10			9.000	1,410.72	801.85	608.87 L	.00
830	612	40711-00001	00000	03/13/09	01/06/10			2.000	313.49	177.84	135.65 S	.00
830	612	40711-00002	00000	03/13/09	01/06/10			10.000	1,554.60	889.20	665.40 S	.00
830	612	40722-00001	00000	03/13/09	01/19/10			21.000	3,230.01	1,867.32	1,362.69 S	.00
830	612	40725-00001	00000	03/13/09	01/20/10			2.000	309.60	177.84	131.76 S	.00
830	612	40725-00001	00000	10/12/04	01/20/10			18.000	2,786.41	1,292.03	1,494.38 L	.00
830	612	40742-00002	00000	10/12/04	02/08/10			21.000	3,277.94	1,507.37	1,770.57 L	.00
830	612	40827-00001	00000	10/12/04	05/04/10			12.000	1,841.97	861.35	980.62 L	.00
830	612	40879-00005	00000	10/12/04	06/23/10			26.000	3,873.93	1,866.26	2,007.67 L	.00
830	612	40957-00003	00000	10/12/04	09/09/10			3.000	491.81	215.34	276.47 L	.00

TAX CODE	OR-OFF	SERIAL	SEQ	LOT#	ACQUIRED	TRADE	UNITS	PROCEEDS	TAX COST	FEDERAL G/L	STATE G/L	
830	612	41014-00001	00000	10/12/04	11/05/10	11.000	1,834.04	789.57	1,044.47	L	.00	
830	612	41016-00001	00000	10/12/04	11/08/10	28.000	4,662.19	2,009.83	2,652.36	L	.00	
830	612	41049-00001	00000	10/12/04	12/10/10	15.000	2,407.86	1,076.69	1,331.17	L	.00	
830	612	41049-00002	00000	10/12/04	12/10/10	15.000	2,416.71	1,076.69	1,340.02	L	.00	
TOTAL-SHORT							193.000	30,411.28	14,609.18	2,295.50	.00	
TOTAL-LONG										13,506.60		.00

ASSET H27013103 WEATHERFORD INTL LTD  
 SEDOL: B5KL6S7  
 ISIN: CH0038838394

830	612	40704-00001	00000	06/10/09	12/29/09	23.000	409.27	500.21	90.94	-S	.00	
830	612	40704-00001	00000	09/11/09	12/29/09	47.000	836.34	1,018.64	182.30	-S	.00	
830	612	40704-00001	00000	06/30/09	12/29/09	54.000	960.91	1,079.81	118.90	-S	.00	
830	612	40704-00002	00000	06/30/09	12/29/09	33.000	592.35	659.89	67.54	-S	.00	
830	612	40704-00002	00000	06/30/09	12/29/09	89.000	1,597.54	1,753.07	155.53	-S	.00	
TOTAL-SHORT							246.000	4,396.41	5,011.62	615.21		.00

ASSET H5833N103 NOBLE CORPORATION  
 SEDOL: B65Z9D7  
 ISIN: CH0033347318

830	640	40777-00001	00000	05/12/08	03/15/10	24.000	1,038.02	1,469.50	431.48	-L	.00	
830	640	40789-00001	00000	05/12/08	03/25/10	27.000	1,088.67	1,653.18	564.51	-L	.00	
830	640	40789-00001	00000	01/08/10	03/25/10	12.000	483.86	539.29	55.43	-S	.00	
830	640	40790-00001	00000	01/08/10	03/26/10	4.000	159.29	179.76	20.47	-S	.00	
TOTAL-SHORT							67.000	2,769.84	3,841.73	75.90		.00
TOTAL-LONG										995.99		.00

ASSET H8817H100 TRANSOCEAN LTD  
 SEDOL: B3KFW1  
 ISIN: CH0048265513

830	633	40742-00001	00000	06/06/06	02/08/10	31.000	2,590.32	2,471.97	118.35	L	.00
830	640	40767-00001	00000	12/20/07	03/03/10	7.000	571.32	938.23	366.91	-L	.00
830	640	40767-00001	00000	08/30/07	03/03/10	3.000	244.85	306.35	61.50	-L	.00
830	640	40770-00001	00000	08/30/07	03/08/10	5.395	459.74	550.92	91.18	-L	.00
830	640	40770-00001	00000	05/17/07	03/08/10	5.605	477.63	488.89	11.26	-L	.00

G A I N / L O S S I N F O R M A T I O N

REPORT: TMS-TX-23  
 BANK 21 PNC BANK (21)  
 REGION 10 PITTSBURGH  
 OFFICE 001 C & E

GAIN/LOSS FEDERAL REPORT INTERNAL USE ONLY  
 ACCOUNT 0501161 ANNE G CARSON CHARITABLE TRUST  
 FROM: 01/01/10 TO: 12/31/10

PAGE: 4  
 RUN DATE: 05/10/11

TAX CODE	OR-OFF SERIAL	SEQ LOT#	ACQUIRED	TRADE	DATES	UNITS	PROCEEDS	TAX COST	FEDERAL G/L	STATE G/L
	ASSET H8817H100	(CONT'D)								
	TOTAL-LONG					52.000	4,343.86	4,756.36	412.50-	.00
	TOTAL-SHORT					13.000	1,006.75	1,134.00	127.25-S	.00
	TOTAL-SHORT					13.000	1,006.75	1,134.00	127.25-	.00
	ASSET N22717107 CORE LABORATORIES N V									
830	640	41009-00001	00000	09/20/10	11/02/10	58.000	1,139.33	1,189.22	49.89-S	.00
	TOTAL-SHORT					58.000	1,139.33	1,189.22	49.89-	.00
	ASSET 000375204 ABB LTD SPONSORED ADR									
830	640	41033-00002	00000	01/11/10	11/23/10	65.000	3,474.95	3,001.15	473.80 L	.00
830	612	40734-00001	00000	07/19/06	01/29/10	64.000	3,414.42	2,954.98	459.44 L	.00
830	612	40742-00004	00000	07/19/06	02/08/10	31.000	1,660.33	1,431.32	229.01 L	.00
830	612	40768-00001	00000	07/19/06	03/04/10	79.000	4,274.82	3,647.55	627.27 L	.00
830	612	40768-00002	00000	07/19/06	03/04/10	77.000	4,167.57	3,555.20	612.37 L	.00
830	612	40957-00005	00000	08/17/10	09/09/10	20.000	1,023.98	1,011.79	12.19 S	.00
830	612	40992-00001	00000	08/16/10	10/14/10	24.000	1,271.02	1,207.36	63.66 S	.00
830	612	40999-00002	00000	08/16/10	10/21/10	13.000	689.38	653.98	35.40 S	.00
830	612	40999-00002	00000	06/18/10	10/21/10	23.000	1,219.67	1,121.06	98.61 S	.00
830	612	41022-00002	00000	06/18/10	11/15/10	38.000	1,851.42	1,852.19	.77-S	.00
830	612	41022-00002	00000	06/18/10	11/15/10	3.000	146.17	145.71	.46 S	.00
830	612	41026-00001	00000	06/18/10	11/17/10	20.000	960.41	971.43	11.02-S	.00
830	612	41027-00001	00000	06/18/10	11/18/10	20.000	947.74	971.43	23.69-S	.00
830	612	41062-00002	00000	06/18/10	12/22/10	16.000	765.66	777.15	11.49-S	.00
830	612	41062-00002	00000	05/24/10	12/22/10	20.000	957.08	953.59	3.49 S	.00
830	612	41063-00001	00000	05/24/10	12/23/10	8.000	383.52	381.44	2.08 S	.00
830	612	41063-00001	00000	05/26/10	12/23/10	17.000	814.98	809.52	5.46 S	.00
830	612	41064-00003	00000	05/26/10	12/27/10	12.000	569.83	571.42	1.59-S	.00
830	612	41065-00001	00000	05/26/10	12/28/10	36.000	1,707.45	1,714.28	6.83-S	.00
	TOTAL-SHORT					604.000	31,253.66	28,643.16	208.61	.00
	TOTAL-LONG								2,401.89	.00
	ASSET 00724F101 ADOBE SYSTEMS INC									
830	612	40742-00005	00000	06/01/09	02/08/10	30.000	964.21	877.26	86.95 S	.00
830	612	40742-00005	00000	04/19/05	02/08/10	95.000	3,053.35	2,668.68	384.67 L	.00

REPORT: TMS-TX-23  
 BANK 21 PNC BANK (21)  
 REGION 10 PITTSBURGH  
 OFFICE 001 C & E

GAIN/LOSS FEDERAL REPORT INTERNAL USE ONLY  
 ACCOUNT 0501161 ANNE G CARSON CHARITABLE TRUST  
 FROM: 01/01/10 TO: 12/31/10

PAGE: 5  
 RUN DATE: 05/10/11

G A I N / L O S S I N F O R M A T I O N

TAX CODE	OR-OFF	SERIAL	SEQ	LOT#	ACQUIRED	TRADE	DATES	UNITS	PROCEEDS	TAX COST	FEDERAL G/L	STATE G/L
830	612	40953-00001	00000	05/25/10	09/07/10			58.000	1,697.30	1,807.14	109.84-S	.00
830	612	40953-00001	00000	05/25/10	09/07/10			60.000	1,755.83	1,854.65	98.82-S	.00
830	612	40953-00001	00000	04/19/05	09/07/10			6.000	175.58	168.55	7.03 L	.00
830	612	40957-00006	00000	04/19/05	09/09/10			27.000	884.50	758.47	126.03 L	.00
830	612	40970-00001	00000	04/18/05	09/22/10			27.000	705.38	758.46	53.08-L	.00
830	612	40970-00002	00000	04/18/05	09/22/10			26.000	679.26	708.14	28.88-L	.00
830	612	40974-00001	00000	04/18/05	09/22/10			52.000	1,385.56	1,416.28	30.72-L	.00
830	612	40974-00002	00000	04/18/05	09/28/10			81.000	2,145.72	2,206.13	60.41-L	.00
830	612	40987-00001	00000	04/18/05	09/28/10			85.000	2,231.21	2,315.08	83.87-L	.00
830	612	40987-00002	00000	04/18/05	10/08/10			109.000	2,951.79	2,968.75	16.96-L	.00
830	612	40987-00002	00000	04/18/05	10/08/10			43.000	1,174.31	1,171.16	3.15 L	.00
830	612	40987-00002	00000	05/22/09	10/08/10			66.000	1,602.43	1,763.42	39.01 L	.00
830	612	40987-00003	00000	05/22/09	10/08/10			11.000	296.69	293.90	2.79 L	.00
830	612	40987-00003	00000	03/13/09	10/08/10			96.000	2,589.28	1,795.03	794.25 L	.00
TOTAL-SHORT								872.000	24,492.40	23,531.10	121.71-	.00
TOTAL-LONG											1,083.01	.00

ASSET	OR-OFF	SERIAL	SEQ	LOT#	ACQUIRED	TRADE	DATES	UNITS	PROCEEDS	TAX COST	FEDERAL G/L	STATE G/L
830	612	40719-00001	00000	10/05/09	01/13/10			310.000	2,820.96	1,722.52	1,098.44 S	.00
830	612	40719-00002	00000	10/05/09	01/13/10			253.000	2,312.39	1,405.79	906.60 S	.00
830	612	40719-00002	00000	10/01/09	01/13/10			54.000	493.55	297.00	196.55 S	.00
830	612	40719-00003	00000	10/01/09	01/13/10			316.000	2,885.04	1,738.00	1,147.04 S	.00
830	612	40741-00002	00000	10/01/09	02/05/10			182.000	1,314.86	1,001.00	313.86 S	.00
830	612	40741-00002	00000	10/02/09	02/05/10			59.000	426.25	314.48	111.77 S	.00
830	612	40741-00003	00000	10/02/09	02/05/10			242.000	1,766.65	1,289.91	476.74 S	.00
830	612	40741-00004	00000	10/02/09	02/05/10			240.000	1,712.21	1,279.25	432.96 S	.00
TOTAL-SHORT								1,656.000	13,731.91	9,047.95	4,683.96	.00

ASSET	OR-OFF	SERIAL	SEQ	LOT#	ACQUIRED	TRADE	DATES	UNITS	PROCEEDS	TAX COST	FEDERAL G/L	STATE G/L
830	612	40712-00001	00000	09/10/09	01/07/10			22.000	674.45	611.13	63.32 S	.00
830	612	40712-00001	00000	09/24/09	01/07/10			56.000	1,716.80	1,548.96	167.84 S	.00
830	612	40712-00001	00000	09/03/09	01/07/10			61.000	1,870.08	1,534.06	336.02 S	.00
830	612	40712-00001	00000	09/03/09	01/07/10			36.000	1,103.65	903.25	200.40 S	.00
830	612	40712-00002	00000	09/03/09	01/07/10			23.000	704.13	577.08	127.05 S	.00
830	612	40712-00002	00000	08/10/09	01/07/10			122.000	3,734.96	2,887.50	847.46 S	.00
830	612	40712-00002	00000	08/17/09	01/07/10			29.000	887.82	681.49	206.33 S	.00
830	633	40742-00003	00000	01/15/08	02/08/10			150.000	4,380.17	5,399.68	1,019.51-L	.00
830	633	40742-00003	00000	08/01/08	02/08/10			75.000	2,190.08	2,695.79	505.71-L	.00
830	612	40957-00007	00000	04/27/10	09/09/10			18.000	527.21	662.21	135.00-S	.00

TAX CODE	OR-OFF	SERIAL	SEQ LOT#	ACQUIRED	TRADE	DATES	UNITS	PROCEEDS	TAX COST	FEDERAL G/L	STATE G/L	
ASSET 00846U101 (CONT'D)							592.000	17,789.35	17,501.15	1,813.42	.00	
TOTAL-SHORT											1,525.22-	.00
TOTAL-LONG												
ASSET 00971T101 AKAMA I TECHNOLOGIES							19.000	722.57	472.65	249.92 S	.00	
830	640	40916-00001	00000	11/16/09	07/30/10		24.000	886.09	597.04	289.05 S	.00	
830	640	40917-00001	00000	11/16/09	08/02/10		43.000	1,608.66	1,069.69	538.97	.00	
TOTAL-SHORT												
TOTAL-LONG												
ASSET 015351109 ALEXION PHARMACEUTICALS INC							21.000	1,060.18	932.03	128.15 S	.00	
830	640	40841-00001	00000	07/31/09	05/18/10		21.000	1,060.18	932.03	128.15	.00	
TOTAL-SHORT												
TOTAL-LONG												
ASSET 016255101 ALIGN TECHNOLOGY INC							62.000	1,048.96	1,044.25	4.71 S	.00	
830	640	41005-00001	00000	05/19/10	10/27/10		62.000	1,048.96	1,044.25	4.71	.00	
TOTAL-SHORT												
TOTAL-LONG												
ASSET 018490102 ALLERGAN INC							11.000	714.65	693.00	21.65 S	.00	
830	612	40957-00008	00000	08/19/10	09/09/10		11.000	714.65	693.00	21.65	.00	
TOTAL-SHORT												
TOTAL-LONG												
ASSET 021441100 ALTERA CORP							45.000	1,041.75	989.36	52.39 L	.00	
830	640	40757-00005	00000	05/06/08	02/23/10		26.000	718.80	571.63	147.17 L	.00	
830	640	40902-00001	00000	05/06/08	07/16/10		71.000	1,760.55	1,560.99	199.56	.00	
TOTAL-SHORT												
TOTAL-LONG												
ASSET 023135106 AMAZON COM INC							37.000	4,794.58	3,179.92	1,614.66 L	.00	
830	612	40712-00003	00000	11/06/07	01/07/10		2.000	263.00	171.89	91.11 L	.00	
830	612	40713-00001	00000	11/06/07	01/08/10		32.000	4,207.95	2,605.22	1,602.73 L	.00	
830	612	40713-00001	00000	11/20/07	01/08/10		36.000	4,214.89	2,930.88	1,284.01 L	.00	
830	612	40742-00006	00000	11/20/07	02/08/10		31.000	3,629.48	2,480.00	1,149.48 L	.00	
830	612	40742-00006	00000	11/14/07	02/08/10		42.000	5,033.38	3,360.00	1,673.38 L	.00	
830	612	40902-00001	00000	11/14/07	07/16/10		15.000	2,114.36	1,200.00	914.36 L	.00	
830	612	40957-00009	00000	11/14/07	09/09/10							

TAX CODE	OR-OFF SERIAL	SEQ LOT#	DATES	ACQUIRED	TRADE	UNITS	PROCEEDS	TAX COST	FEDERAL G/L	STATE G/L
ASSET 023135106 (CONT'D)										
TOTAL-LONG						195.000	24,257.64	15,927.91	8,329.73	.00
ASSET 02364W105 AMERICA MOVIL S A B DE C V										
830	640	40729-00001	00000	11/05/04	01/26/10	47.000	2,002.46	701.03	1,301.43	.00
TOTAL-LONG						47.000	2,002.46	701.03	1,301.43	.00
ASSET 025816109 AMERICAN EXPRESS CO										
830	633	40742-00004	00000	07/02/04	02/08/10	120.000	4,429.26	5,380.42	951.16	.00
TOTAL-LONG						120.000	4,429.26	5,380.42	951.16	.00
ASSET 032095101 AMPHENOL CORP NEW										
830	640	40959-00001	00000	06/11/08	09/13/10	16.000	744.47	757.05	12.58	.00
TOTAL-LONG						16.000	744.47	757.05	12.58	.00
ASSET 032654105 ANALOG DEVICES INC										
830	612	40712-00004	00000	09/22/09	01/07/10	99.000	3,087.30	2,702.22	385.08	.00
830	612	40712-00004	00000	09/24/09	01/07/10	59.000	1,839.90	1,610.27	229.63	.00
830	612	40712-00005	00000	09/24/09	01/07/10	31.000	971.04	846.07	124.97	.00
830	612	40712-00005	00000	06/11/09	01/07/10	22.000	689.12	566.46	122.66	.00
830	612	40712-00005	00000	06/10/09	01/07/10	51.000	1,597.51	1,303.47	294.04	.00
830	612	40712-00005	00000	06/12/09	01/07/10	20.000	626.48	504.70	121.78	.00
830	612	40712-00005	00000	06/03/09	01/07/10	32.000	1,002.36	771.67	230.69	.00
830	612	40719-00004	00000	06/03/09	01/13/10	71.000	2,101.57	1,712.13	389.44	.00
830	612	40719-00005	00000	05/20/09	01/13/10	72.000	2,143.30	1,720.63	422.67	.00
830	612	40719-00006	00000	05/21/09	01/13/10	36.000	1,078.54	853.34	225.20	.00
830	612	40719-00006	00000	05/21/09	01/13/10	35.000	1,048.59	820.82	227.77	.00
TOTAL-SHORT						528.000	16,185.71	13,411.78	2,773.93	.00
ASSET 03662Q105 ANSYS INC										
830	640	40981-00002	00000	05/09/08	10/05/10	32.000	1,362.17	1,377.01	14.84	.00

TAX CODE	OR-OFF SERIAL	SEQ LOT#	DATES	ACQUIRED	TRADE	UNITS	PROCEEDS	TAX COST	FEDERAL G/L	STATE G/L
ASSET 03662Q105 (CONT'D)						32.000	1,362.17	1,377.01	14.84-	.00
TOTAL-LONG										
ASSET 037389103 AON CORP						1.000	167.94	25.00	142.94 L	.00
TOTAL-LONG						1.000	167.94	25.00	142.94	.00
ASSET 037411105 APACHE CORPORATION						21.000	2,049.20	2,193.66	144.46-S	.00
830	612	40742-00007	00000	12/23/09	02/08/10	52.000	5,144.72	5,431.92	287.20-S	.00
830	612	40791-00001	00000	12/23/09	03/29/10	26.000	2,588.56	2,715.96	127.40-S	.00
830	612	40795-00001	00000	12/23/09	03/30/10	28.000	2,790.43	2,924.89	134.46-S	.00
TOTAL-SHORT						127.000	12,572.91	13,266.43	693.52-	.00
ASSET 037833100 APPLE INC						18.000	3,629.72	3,600.91	28.81 S	.00
830	612	40728-00001	00000	12/22/09	01/25/10	6.000	1,209.91	1,195.26	14.65 S	.00
830	612	40742-00008	00000	12/22/09	02/08/10	11.000	2,149.70	2,191.31	41.61-S	.00
830	612	40742-00008	00000	03/31/09	02/08/10	10.000	4,494.83	2,420.62	2,074.21 S	.00
830	612	40742-00008	00000	03/13/09	02/08/10	4.000	1,027.08	62.24	994.78 S	.00
830	640	40817-00002	00000	07/02/04	04/22/10	15.000	4,004.90	1,439.25	2,565.65 L	.00
830	612	40820-00002	00000	03/13/09	04/27/10	2.000	499.06	31.12	467.94 L	.00
830	612	40893-00001	00000	06/17/10	07/07/10	8.000	2,015.82	2,171.36	155.54-S	.00
830	612	40893-00001	00000	06/16/10	07/07/10	15.000	3,779.67	3,949.43	169.76-S	.00
830	612	40957-00010	00000	06/16/10	09/09/10	5.000	1,330.33	1,316.48	13.85 S	.00
830	612	40957-00010	00000	08/20/10	09/09/10	6.000	1,596.39	1,499.03	97.36 S	.00
830	612	40991-00004	00000	08/20/10	10/13/10	4.000	1,203.76	999.35	204.41 S	.00
830	612	40991-00004	00000	03/13/09	10/13/10	9.000	2,708.46	863.55	1,844.91 L	.00
830	612	40991-00004	00000	03/12/09	10/13/10	7.000	2,106.58	667.03	1,439.55 L	.00
830	612	40994-00001	00000	03/12/09	10/18/10	12.000	3,798.72	1,143.49	2,655.23 L	.00
TOTAL-SHORT						155.000	37,509.21	24,509.93	3,061.16	.00
TOTAL-LONG									9,938.12	.00
ASSET 04743P108 ATHEROS COMMUNICATIONS						39.000	1,361.46	1,028.14	333.32 S	.00
830	640	41057-00001	00000	08/26/10	12/20/10					

TAX CODE	OR-OFF SERIAL	SEQ LOT#	DATES	ACQUIRED	TRADE	UNITS	PROCEEDS	TAX COST	FEDERAL G/L	STATE G/L
ASSET 04743P108 (CONT'D)										
			TOTAL-SHORT			39.000	1,361.46	1,028.14	333.32	.00
			TOTAL-SHORT			27.000	712.86	1,062.32	349.46-S	.00
			TOTAL-SHORT			27.000	712.86	1,062.32	349.46-	.00
ASSET 050095108 ATWOOD OCEANICS INC										
			TOTAL-SHORT			26.000	741.41	837.11	95.70-S	.00
			TOTAL-SHORT			13.000	370.70	410.01	39.31-S	.00
			TOTAL-SHORT			11.000	319.67	346.93	27.26-S	.00
			TOTAL-SHORT			30.000	871.83	687.42	184.41 L	.00
			TOTAL-SHORT			80.000	2,303.61	2,281.47	162.27-	.00
			TOTAL-LONG						184.41	.00
ASSET 056752108 BAIDU INC										
			TOTAL-SHORT			6.000	2,498.81	2,416.48	82.33 S	.00
			TOTAL-SHORT			8.000	3,331.74	2,963.06	368.68 S	.00
			TOTAL-SHORT			3.000	1,272.23	419.40	852.83 S	.00
			TOTAL-SHORT			3.000	1,332.68	731.94	600.74 S	.00
			TOTAL-SHORT			1.000	444.22	203.76	240.46 S	.00
			TOTAL-SHORT			6.000	3,381.97	1,222.55	2,159.42 S	.00
			TOTAL-SHORT			27.000	1,937.54	1,732.43	205.11 S	.00
			TOTAL-SHORT			10.000	838.88	641.65	197.23 S	.00
			TOTAL-SHORT			64.000	15,038.07	10,331.27	4,706.80	.00
ASSET 060505104 BANK OF AMERICA CORP										
			TOTAL-SHORT			108.000	1,568.15	1,686.95	118.80-S	.00
			TOTAL-SHORT			31.000	450.12	482.05	31.93-S	.00
			TOTAL-SHORT			78.000	1,200.40	1,212.90	12.50-S	.00
			TOTAL-SHORT			41.000	630.98	635.70	4.72-S	.00
			TOTAL-SHORT			125.000	1,928.72	1,938.13	9.41-S	.00
			TOTAL-SHORT			117.000	1,826.71	1,814.08	12.63 S	.00
			TOTAL-SHORT			87.000	1,382.47	1,348.94	33.53 S	.00
			TOTAL-SHORT			45.000	711.44	697.72	13.72 S	.00
			TOTAL-SHORT			43.000	679.83	660.48	19.35 S	.00
			TOTAL-SHORT			66.000	1,039.48	1,013.76	25.72 S	.00
			TOTAL-SHORT			21.000	330.75	322.56	8.19 S	.00
			TOTAL-SHORT			87.000	1,380.73	1,336.32	44.41 S	.00

TAX CODE	OR-OFF SERIAL	SEQ LOT#	DATES	ACQUIRED	TRADE	UNITS	PROCEEDS	TAX COST	FEDERAL G/L	STATE G/L
TOTAL-SHORT						849.000	13,129.78	13,149.59	19.81-	.00
ASSET 064058100 BANK NEW YORK MELLON CORP COM						130.000	3,497.09	5,979.22	2,482.13-L	.00
830	633	40742-00005	00000	02/28/08	02/08/10	38.000	1,022.22	1,728.13	705.91-L	.00
830	633	40742-00005	00000	02/22/07	02/08/10					
TOTAL-LONG						168.000	4,519.31	7,707.35	3,188.04-	.00
ASSET 071813109 BAXTER INTERNATIONAL INC						24.000	1,357.43	1,430.15	72.72-S	.00
830	612	40742-00012	00000	01/25/10	02/08/10	54.000	3,054.23	3,188.15	133.92-S	.00
830	612	40742-00012	00000	01/08/10	02/08/10	8.000	452.48	472.10	19.62-S	.00
830	612	40742-00012	00000	01/08/10	02/08/10	44.000	2,023.14	2,596.52	573.38-S	.00
830	612	40827-00002	00000	01/08/10	05/04/10	23.000	1,057.55	1,306.49	248.94-S	.00
830	612	40827-00002	00000	02/08/10	05/04/10	23.000	1,057.55	1,295.51	237.95-S	.00
830	612	40827-00002	00000	02/05/10	05/04/10	6.000	275.88	301.20	25.32-S	.00
830	612	40827-00002	00000	06/01/09	05/04/10	6.000	272.35	301.19	28.84-S	.00
830	612	40827-00003	00000	06/01/09	05/04/10	72.000	3,268.14	3,596.40	328.26-L	.00
830	612	40827-00003	00000	02/16/07	05/04/10	17.000	771.65	844.63	72.98-L	.00
830	612	40827-00003	00000	02/13/07	05/04/10	31.000	1,318.75	1,540.22	221.47-L	.00
830	612	40844-00001	00000	02/13/07	05/19/10	31.000	1,318.75	1,497.21	178.46-S	.00
830	612	40844-00001	00000	06/16/09	05/19/10	27.000	1,150.89	1,304.01	153.12-S	.00
830	612	40844-00002	00000	06/16/09	05/19/10	27.000	1,126.16	1,304.02	177.86-S	.00
830	612	40845-00001	00000	06/16/09	05/20/10	33.000	1,354.65	1,539.29	184.64-L	.00
830	612	40846-00003	00000	12/28/06	05/21/10	32.000	1,303.66	1,492.64	188.98-L	.00
830	612	40846-00004	00000	12/28/06	05/21/10	11.000	449.96	513.09	63.13-L	.00
830	612	40847-00002	00000	12/28/06	05/24/10	22.000	899.91	1,015.25	115.34-L	.00
830	612	40847-00002	00000	12/22/06	05/24/10	32.000	1,336.94	1,476.72	139.78-L	.00
TOTAL-SHORT						523.000	23,850.08	27,014.79	1,850.13-	.00
TOTAL-LONG									1,314.58-	.00
ASSET 075887109 BECTON DICKINSON & CO						22.000	1,644.26	1,473.63	170.63 S	.00
830	633	40742-00006	00000	06/08/09	02/08/10					
TOTAL-SHORT						22.000	1,644.26	1,473.63	170.63	.00
ASSET 075896100 BED BATH AND BEYOND						77.000	2,976.13	2,791.07	185.06 S	.00
830	633	40742-00007	00000	10/26/09	02/08/10					

TAX CODE	OR-OFF SERIAL	SEQ LOT#	DATES	ACQUIRED	TRADE	UNITS	PROCEEDS	TAX COST	FEDERAL G/L	STATE G/L
ASSET 075896100 (CONT'D)										
TOTAL-SHORT										
						77.000	2,976.13	2,791.07	185.06	.00
ASSET 084670702 BERKSHIRE HATHAWAY INC										
CLASS B										
830	633	40742-00008	00000	03/28/08	02/08/10	100.000	7,444.34	8,860.00	1,415.66-L	.00
830	633	40742-00008	00000	07/02/04	02/08/10	24.000	1,786.64	1,436.16	350.48 L	.00
830	633	40819-00001	00000	07/02/04	04/26/10	57.000	4,536.22	3,410.88	1,125.34 L	.00
830	633	40957-00004	00000	07/02/04	09/09/10	305.000	25,009.60	18,251.20	6,758.40 L	.00
TOTAL-LONG										
						486.000	38,776.80	31,958.24	6,818.56	.00
ASSET 093671105 BLOCK H & R INC										
830	633	40735-00002	00000	07/02/04	02/01/10	560.000	12,045.39	13,468.00	1,422.61-L	.00
830	633	40735-00002	00000	03/28/08	02/01/10	95.000	2,043.42	1,998.80	44.62 L	.00
TOTAL-LONG										
						655.000	14,088.81	15,466.80	1,377.99-	.00
ASSET 09534T508 BLUE COAT SYSTEMS INC										
830	640	40855-00001	00000	01/22/10	06/01/10	36.000	752.75	1,040.49	287.74-S	.00
TOTAL-SHORT										
						36.000	752.75	1,040.49	287.74-	.00
ASSET 097023105 BOEING CO										
830	612	40957-00012	00000	03/24/10	09/09/10	13.000	833.55	945.72	112.17-S	.00
830	612	41048-00002	00000	03/24/10	12/09/10	12.000	777.17	872.97	95.80-S	.00
830	612	41048-00002	00000	05/04/10	12/09/10	12.000	777.17	870.00	92.83-S	.00
830	612	41049-00003	00000	05/04/10	12/10/10	24.000	1,539.23	1,740.00	200.77-S	.00
830	612	41051-00001	00000	05/04/10	12/14/10	16.000	1,033.32	1,160.00	126.68-S	.00
830	612	41051-00001	00000	05/05/10	12/14/10	4.000	258.33	284.92	26.59-S	.00
TOTAL-SHORT										
						81.000	5,218.77	5,873.61	654.84-	.00
ASSET 111320107 BROADCOM CORP										
830	640	40774-00001	00000	11/25/08	03/10/10	58.000	1,878.10	861.69	1,016.41 L	.00
830	612	40957-00013	00000	06/22/10	09/09/10	21.000	719.86	759.57	39.71-S	.00

REPORT: TMS-TX-23  
 BANK 21 PNC BANK (21)  
 REGION 10 PITTSBURGH  
 OFFICE 001 C & E

GAIN/LOSS FEDERAL REPORT INTERNAL USE ONLY  
 ACCOUNT 0501161 ANNE G CARSON CHARITABLE TRUST  
 FROM: 01/01/10 TO: 12/31/10

PAGE: 12  
 RUN DATE: 05/10/11

TAX CODE	OR-OFF SERIAL	SEQ LOT#	ACQUIRED	TRADE	DATES	UNITS	PROCEEDS	TAX COST	FEDERAL G/L	STATE G/L
ASSET 111320107 (CONT'D)										
			TOTAL-SHORT			79.000	2,597.96	1,621.26	39.71-	.00
			TOTAL-LONG						1,016.41	.00
ASSET 118759109 BUCYRUS INTL INC										
830	640	40722-00001	00000	07/30/08	01/19/10	18.000	1,184.82	1,318.45	133.63-L	.00
830	640	40778-00001	00000	07/30/08	03/16/10	5.000	322.80	366.23	43.43-L	.00
830	640	40778-00001	00000	09/01/09	03/16/10	18.000	1,162.09	530.00	632.09 S	.00
830	640	41005-00002	00000	05/21/10	10/27/10	21.000	1,386.13	1,048.72	337.41 S	.00
			TOTAL-SHORT			62.000	4,055.84	3,263.40	969.50	.00
			TOTAL-LONG						177.06-	.00
ASSET 126650100 CVS CAREMARK CORPORATION										
830	633	40742-00009	00000	09/11/06	02/08/10	3.550	116.26	124.36	8.10-L	.00
830	633	40742-00009	00000	01/15/10	02/08/10	181.450	5,942.60	6,150.49	207.89-S	.00
			TOTAL-SHORT			185.000	6,058.86	6,274.85	207.89-	.00
			TOTAL-LONG						8.10-	.00
ASSET 13342B105 CAMERON INTL CORP										
830	640	40826-00002	00000	09/15/08	05/03/10	27.000	1,091.71	1,083.23	8.48 L	.00
830	640	40826-00002	00000	06/17/09	05/03/10	22.000	889.55	624.22	265.33 S	.00
			TOTAL-SHORT			49.000	1,981.26	1,707.45	265.33	.00
			TOTAL-LONG						8.48	.00
ASSET 136385101 CANADIAN NATURAL RESOURCES										
SEDOL 2171573										
ISIN CA1363851017										
830	633	40742-00010	00000	12/17/07	02/08/10	91.000	5,870.52	6,255.16	384.64-L	.00
			TOTAL-LONG			91.000	5,870.52	6,255.16	384.64-	.00
ASSET 14149Y108 CARDINAL HEALTH INC										
830	633	40719-00001	00000	07/28/04	01/13/10	140.000	4,479.94	4,496.13	16.19-L	.00
830	633	40742-00011	00000	07/28/04	02/08/10	40.000	1,294.78	1,284.61	10.17 L	.00
830	633	40742-00011	00000	03/12/09	02/08/10	5.000	161.85	108.06	53.79 S	.00
830	633	40872-00001	00000	03/12/09	06/16/10	165.000	5,901.74	3,566.07	2,335.67 L	.00

TAX CODE	OR-OFF	SERIAL	SEQ LOT#	DATES	ACQUIRED	TRADE	UNITS	PROCEEDS	TAX COST	FEDERAL G/L	STATE G/L	
ASSET 14149Y108 (CONT'D)							TOTAL-SHORT	350.000	11,838.31	9,454.87	53.79	
TOTAL-LONG											2,329.65	.00
ASSET 14170T101 CAREFUSION CORP							TOTAL-SHORT	51.000	1,319.91	1,256.11	63.80	.00
830	633	40742-00012	00000	07/28/04	02/08/10		39.000	890.18	960.55	70.37	.00	
830	633	40929-00001	00000	07/28/04	08/12/10		85.000	1,940.15	1,408.87	531.28	.00	
TOTAL-LONG							175.000	4,150.24	3,625.53	524.71	.00	
ASSET 151020104 CELGENE CORP							TOTAL-SHORT	19.000	1,079.70	1,013.13	66.57	.00
830	640	40735-00002	00000	10/10/08	02/01/10		9.000	494.38	566.10	71.72	.00	
830	612	40742-00013	00000	05/07/08	02/08/10		29.000	1,593.00	1,821.48	228.48	.00	
830	612	40742-00013	00000	04/30/08	02/08/10		30.000	1,647.93	1,872.86	224.93	.00	
830	612	40742-00013	00000	05/09/08	02/08/10		5.000	305.60	312.14	6.54	.00	
830	612	40775-00001	00000	05/09/08	03/11/10		23.000	1,405.75	1,406.61	.86	.00	
830	612	40776-00001	00000	05/09/08	03/11/10		5.000	306.20	305.79	.41	.00	
830	612	40776-00001	00000	05/09/08	03/12/10		18.000	1,102.30	1,084.29	18.01	.00	
830	612	40816-00004	00000	06/18/08	03/12/10		11.000	646.38	662.62	16.24	.00	
830	612	40816-00004	00000	06/18/08	04/21/10		31.000	1,821.61	1,867.38	45.77	.00	
830	612	40816-00004	00000	06/18/08	04/21/10		15.000	881.43	871.65	9.78	.00	
830	612	40957-00014	00000	05/22/08	09/09/10		17.000	918.15	987.87	69.72	.00	
830	612	40957-00014	00000	06/22/10	09/09/10		2.000	108.02	111.52	3.50	.00	
830	612	41042-00002	00000	06/22/10	12/02/10		31.000	1,875.47	1,728.56	146.91	.00	
830	612	41042-00003	00000	06/22/10	12/03/10		5.000	302.49	278.80	23.69	.00	
830	612	41042-00003	00000	06/16/10	12/03/10		21.000	1,270.48	1,169.52	100.96	.00	
830	612	41042-00003	00000	09/10/10	12/03/10		1.000	60.50	55.38	5.12	.00	
TOTAL-SHORT							272.000	15,819.39	16,115.70	273.18	.00	
TOTAL-LONG											569.49	.00
ASSET 168615102 CHICOS FAS INC							TOTAL-SHORT	79.000	799.14	1,074.90	275.76	.00
830	640	40893-00001	00000	01/20/10	07/07/10		79.000	799.14	1,074.90	275.76	.00	
TOTAL-SHORT							79.000	799.14	1,074.90	275.76	.00	
ASSET 17275R102 CISCO SYSTEMS INC							TOTAL-SHORT	95.000	2,245.82	2,270.99	25.17	.00
830	612	40742-00014	00000	11/05/09	02/08/10		87.000	2,056.69	2,078.43	21.74	.00	
830	612	40742-00014	00000	11/05/09	02/08/10		47.000	977.11	1,122.83	145.72	.00	

TAX CODE	OR-OFF	SERIAL	SEQ	LOT#	ACQUIRED	TRADE	UNITS	PROCEEDS	TAX COST	FEDERAL	STATE	
830	612	40999-00006	00000	11/05/09	10/21/10	21.000	491.61	501.69	10.08-S			
830	612	40999-00006	00000	09/03/09	10/21/10	35.000	819.34	754.88	64.46 L			
830	612	40999-00007	00000	09/03/09	10/21/10	36.000	834.12	776.44	57.68 L			
830	612	40999-00007	00000	09/03/09	10/21/10	22.000	509.74	473.22	36.52 L			
830	612	40999-00008	00000	09/03/09	10/21/10	50.000	1,157.83	1,075.49	82.34 L			
830	612	40999-00008	00000	10/20/08	10/21/10	7.000	162.10	131.53	30.57 L			
830	612	41021-00001	00000	10/20/08	11/12/10	32.000	651.67	601.28	50.39 L			
830	612	41021-00001	00000	10/20/08	11/12/10	29.000	590.57	519.10	71.47 L			
830	612	41021-00001	00000	03/24/09	11/12/10	10.000	203.65	168.60	35.05 L			
830	612	41021-00002	00000	03/24/09	11/12/10	71.000	1,429.92	1,197.06	232.86 L			
830	640	41027-00001	00000	12/12/06	11/18/10	54.000	1,055.69	1,466.73	411.04-L			
830	612	41061-00001	00000	03/24/09	12/21/10	5.000	97.85	84.30	13.55 L			
830	612	41061-00001	00000	03/18/09	12/21/10	65.000	1,272.03	1,093.30	178.73 L			
830	612	41061-00002	00000	03/18/09	12/21/10	49.000	958.92	824.18	134.74 L			
830	612	41061-00002	00000	03/24/09	12/21/10	20.000	391.39	334.20	57.19 L			
							735.000	15,906.05	15,474.25	202.71-	.00	
										634.51		.00
ASSET 189754104 COACH INC												
830	612	40742-00015	00000	09/29/09	02/08/10	48.000	1,647.39	1,584.00	63.39 S			
830	612	40841-00002	00000	04/30/10	05/18/10	21.000	825.50	892.44	66.94-S			
830	612	40957-00016	00000	04/30/10	09/09/10	5.000	197.29	212.48	15.19-S			
830	612	40957-00016	00000	05/04/10	09/09/10	11.000	434.05	462.47	28.42-S			
							85.000	3,104.23	3,151.39	47.16-		.00
ASSET 191216100 COCA COLA CO												
830	633	40742-00013	00000	02/04/10	02/08/10	23.000	1,215.99	1,253.35	37.36-S			
							23.000	1,215.99	1,253.35	37.36-		.00
ASSET 20030N200 COMCAST CORP CLASS A SPECIAL												
830	633	40742-00014	00000	07/02/04	02/08/10	982.000	14,275.05	17,932.96	3,657.91-L			
830	633	40742-00014	00000	03/12/09	02/08/10	479.000	6,963.09	5,848.59	1,114.50 S			
							1,461.000	21,238.14	23,781.55	1,114.50		.00
										3,657.91-		.00
ASSET 20825C104 COMCOPHILL IPS												
830	633	40729-00001	00000	03/12/09	01/26/10	115.000	5,815.84	4,196.04	1,619.80 S			
830	633	40894-00001	00000	03/12/09	07/08/10	130.000	6,662.88	4,743.35	1,919.53 L			

TAX CODE	OR-OFF SERIAL	SEQ LOT#	DATES	ACQUIRED	TRADE	UNITS	PROCEEDS	TAX COST	FEDERAL G/L	STATE G/L
ASSET 20825C104 (CONT'D)						245.000	12,478.72	8,939.39	1,619.80	.00
TOTAL-SHORT									1,919.53	.00
TOTAL-LONG										
ASSET 22160K105 COSTCO WHOLESALE CORP						30.000	1,747.51	1,816.45	68.94-S	.00
830	612	40742-00016	00000	11/24/09	02/08/10	16.000	932.01	961.85	29.84-S	.00
830	612	40742-00016	00000	11/11/09	02/08/10	6.000	349.50	347.29	2.21 L	.00
830	612	40742-00015	00000	06/27/07	02/08/10	279.000	16,237.87	11,418.19	4,819.68 L	.00
830	633	40742-00015	00000	07/02/04	02/08/10	30.000	1,782.06	1,736.45	45.61 L	.00
830	612	40817-00002	00000	06/27/07	04/22/10	40.000	2,376.09	2,302.00	74.09 L	.00
830	612	40817-00002	00000	06/27/07	04/22/10	10.000	589.89	575.50	14.39 L	.00
830	612	40957-00017	00000	06/27/07	09/09/10					
TOTAL-SHORT						411.000	24,014.93	19,157.73	98.78-	.00
TOTAL-LONG									4,955.98	.00
ASSET 225447101 CREE INC						25.000	1,408.52	1,471.08	62.56-S	.00
830	612	40742-00017	00000	01/29/10	02/08/10	3.000	169.02	172.92	3.90-S	.00
830	612	40742-00017	00000	01/29/10	02/08/10	20.000	1,315.69	1,152.80	162.89 S	.00
830	612	40760-00002	00000	01/29/10	02/24/10	25.000	1,644.60	1,301.68	342.92 S	.00
830	612	40760-00002	00000	12/17/09	02/24/10	18.000	1,184.12	935.20	248.92 S	.00
830	612	40760-00002	00000	12/10/09	02/24/10	7.000	495.22	363.69	131.53 S	.00
830	612	40788-00003	00000	12/10/09	03/24/10	13.000	919.70	673.55	246.15 S	.00
830	612	40788-00003	00000	12/10/09	03/24/10	11.000	784.99	569.92	215.07 S	.00
830	612	40789-00001	00000	12/11/09	03/25/10	10.000	713.63	517.25	196.38 S	.00
830	612	40795-00003	00000	12/11/09	03/30/10	16.000	1,131.82	827.61	304.21 S	.00
830	612	40795-00003	00000	12/11/09	03/30/10	5.000	353.69	257.23	96.46 S	.00
830	612	40795-00003	00000	12/14/09	03/30/10	20.000	1,418.69	1,028.91	389.78 S	.00
TOTAL-SHORT						173.000	11,539.69	9,271.84	2,267.85	.00
TOTAL-LONG										
ASSET 231021106 CUMMINS INC						19.000	957.24	1,034.54	77.30-S	.00
830	612	40742-00018	00000	01/11/10	02/08/10	12.000	604.58	637.54	32.96-S	.00
830	612	40742-00018	00000	01/12/10	02/08/10	10.000	651.19	531.29	119.90 S	.00
830	612	40799-00001	00000	01/12/10	04/06/10	12.000	781.43	620.59	160.84 S	.00
830	612	40799-00001	00000	01/13/10	04/06/10	9.000	586.64	465.45	121.19 S	.00
830	612	40799-00002	00000	01/13/10	04/06/10	15.000	977.72	707.25	270.47 S	.00
830	612	40799-00002	00000	12/21/09	04/06/10	18.000	1,341.59	848.70	492.89 S	.00
830	612	40872-00005	00000	12/21/09	06/16/10	34.000	2,534.11	1,597.50	936.61 S	.00
830	612	40872-00005	00000	12/18/09	06/16/10	9.000	670.80	406.58	264.22 S	.00
TOTAL-SHORT										
TOTAL-LONG										

TAX CODE	OR-OFF	SERIAL	SEQ	LOT#	ACQUIRED	TRADE	UNITS	PROCEEDS	TAX COST	FEDERAL G/L	STATE G/L
830	612	40910-00001	00000	12/07/09	07/26/10	62.000	4,815.80	2,800.86	2,014.94	S	.00
830	640	41009-00003	00000	10/08/09	11/02/10	22.000	1,956.33	1,038.64	917.69	L	.00
				TOTAL-SHORT		222.000	15,877.43	10,688.94	4,270.80		.00
				TOTAL-LONG					917.69		.00
ASSET 25179M103 DEVON ENERGY CORP NEW											
830	633	40742-00016	00000	03/12/09	02/08/10	104.000	6,891.99	4,586.62	2,305.37	S	.00
830	640	40867-00001	00000	01/05/10	06/11/10	17.000	1,151.85	1,300.64	148.79	S	.00
830	640	40937-00002	00000	01/05/10	08/20/10	2.000	124.43	153.02	28.59	S	.00
830	640	40937-00002	00000	11/19/09	08/20/10	10.000	622.14	692.37	70.23	S	.00
830	640	40937-00002	00000	06/09/09	08/20/10	19.000	1,182.08	1,213.56	31.48	L	.00
				TOTAL-SHORT		152.000	9,972.49	7,946.21	2,057.76		.00
				TOTAL-LONG					31.48		.00

TAX CODE	OR-OFF	SERIAL	SEQ	LOT#	ACQUIRED	TRADE	UNITS	PROCEEDS	TAX COST	FEDERAL G/L	STATE G/L
830	633	40742-00017	00000	03/28/08	02/08/10	25.000	1,573.75	2,062.75	489.00	L	.00
830	633	40742-00017	00000	07/02/04	02/08/10	127.000	7,994.66	6,889.75	1,104.91	L	.00
				TOTAL-SHORT		152.000	9,568.41	8,952.50	615.91		.00
				TOTAL-LONG							.00

TAX CODE	OR-OFF	SERIAL	SEQ	LOT#	ACQUIRED	TRADE	UNITS	PROCEEDS	TAX COST	FEDERAL G/L	STATE G/L
830	612	40742-00019	00000	11/23/09	02/08/10	55.000	1,631.89	1,675.97	44.08	S	.00
830	612	40742-00019	00000	11/23/09	02/08/10	53.000	1,572.54	1,613.38	40.84	S	.00
830	612	40742-00019	00000	09/09/09	02/08/10	31.000	919.79	830.10	89.69	S	.00
830	612	40957-00018	00000	06/17/10	09/09/10	93.000	3,196.20	3,245.63	49.43	S	.00
830	612	40957-00018	00000	06/17/10	09/09/10	22.000	756.09	764.20	8.11	S	.00
830	633	40957-00007	00000	12/22/09	09/09/10	165.000	5,619.83	5,338.68	281.15	S	.00
830	633	40985-00001	00000	12/22/09	10/06/10	245.000	8,222.11	7,927.12	294.99	S	.00
830	612	41049-00004	00000	06/17/10	12/10/10	70.000	2,567.37	2,431.54	135.83	S	.00
830	612	41049-00004	00000	05/25/10	12/10/10	8.000	293.41	255.83	37.58	S	.00
				TOTAL-SHORT		742.000	24,779.23	24,082.45	696.78		.00
				TOTAL-LONG							.00

TAX CODE	OR-OFF	SERIAL	SEQ	LOT#	ACQUIRED	TRADE	UNITS	PROCEEDS	TAX COST	FEDERAL G/L	STATE G/L
830	640	40844-00002	00000	11/10/08	05/19/10	23.000	1,450.00	735.22	714.78	L	.00
				TOTAL-SHORT		23.000	1,450.00	735.22	714.78		.00
				TOTAL-LONG							.00

TAX CODE	OR-OFF	SERIAL	SEQ	LOT#	ACQUIRED	TRADE	UNITS	PROCEEDS	TAX COST	FEDERAL G/L	STATE G/L
830	640	40844-00002	00000	11/10/08	05/19/10	23.000	1,450.00	735.22	714.78	L	.00
				TOTAL-SHORT		23.000	1,450.00	735.22	714.78		.00
				TOTAL-LONG							.00

REPORT: TMS-TX-23  
 BANK 21 PNC BANK (21)  
 REGION 10 PITTSBURGH  
 OFFICE 001 C & E

GAIN/LOSS FEDERAL REPORT INTERNAL USE ONLY  
 ACCOUNT 0501161 ANNE G CARSON CHARITABLE TRUST  
 FROM: 01/01/10 TO: 12/31/10

PAGE: 17  
 RUN DATE: 05/10/11

TAX CODE	OR-OFF SERIAL	SEQ LOT#	ACQUIRED	TRADE	UNITS	PROCEEDS	TAX COST	FEDERAL G/L	STATE G/L
ASSET 25659T107 (CONT'D)									
TOTAL-LONG									
ASSET	256677105	DOLLAR GENERAL CORP							
830	612	40742-00020	00000	12/23/09	02/08/10	1,346.53	1,355.24	8.71-S	.00
830	612	40957-00019	00000	06/16/10	09/09/10	776.14	845.60	69.46-S	.00
830	612	40992-00004	00000	06/16/10	10/14/10	28.40	30.20	1.80-S	.00
830	612	40992-00004	00000	06/16/10	10/14/10	880.47	930.00	49.53-S	.00
830	612	40992-00004	00000	04/16/10	10/14/10	937.28	904.01	33.27 S	.00
830	612	41043-00002	00000	04/16/10	12/06/10	153.65	136.97	16.68 S	.00
830	612	41043-00002	00000	03/08/10	12/06/10	614.59	496.28	118.31 S	.00
TOTAL-SHORT									
					178.000	4,737.06	4,698.30	38.76	.00
ASSET 26875P101 EOG RES INC									
830	633	40742-00018	00000	03/12/09	02/08/10	8,279.89	5,302.03	2,977.86 S	.00
TOTAL-SHORT									
					90.000	8,279.89	5,302.03	2,977.86	.00
ASSET 278642103 EBAY INC									
830	640	40707-00002	00000	05/12/08	01/04/10	1,166.17	1,524.40	358.23-L	.00
830	640	40935-00002	00000	05/12/08	08/18/10	602.80	839.97	237.17-L	.00
830	640	40935-00002	00000	06/11/10	08/18/10	714.43	718.01	3.58-S	.00
830	640	40935-00002	00000	08/11/09	08/18/10	759.09	762.58	3.49-L	.00
TOTAL-SHORT									
					142.000	3,242.49	3,844.96	3.58-	.00
TOTAL-LONG									
					20.000	853.91	843.50	10.41 L	.00
					3.000	128.09	126.53	1.56 S	.00
					26.000	1,090.77	1,096.55	5.78-L	.00
TOTAL-SHORT									
					49.000	2,072.77	2,066.58	1.56	.00
TOTAL-LONG									
					9.000	388.07	376.55	4.63	.00
ASSET 302130109 EXPEDITORS INTERNATIONAL									
830	612	40957-00020	00000	07/29/10	09/09/10	388.07	376.55	11.52 S	.00

REPORT: TMS-TX-23  
 BANK 21 PNC BANK (21)  
 REGION 10 PITTSBURGH  
 OFFICE 001 C & E

GAIN/LOSS FEDERAL REPORT INTERNAL USE ONLY  
 ACCOUNT 0501161 ANNE G CARSON CHARITABLE TRUST  
 FROM: 01/01/10 TO: 12/31/10

PAGE: 18  
 RUN DATE: 05/10/11

TAX CODE	OR-OFF SERIAL	SEQ LOT#	DATES	ACQUIRED	TRADE	UNITS	PROCEEDS	TAX COST	FEDERAL G/L	STATE G/L
ASSET 302130109 (CONT'D)										
TOTAL-SHORT						9.000	388.07	376.55	11.52	.00
ASSET 302182100 EXPRESS SCRIPTS INC										
830	612	40742-00021	00000	01/19/10	02/08/10	20.000	1,696.38	1,832.40	136.02-S	.00
830	612	40957-00021	00000	04/09/10	09/09/10	28.000	1,242.33	1,442.65	200.32-S	.00
830	612	41036-00001	00000	04/09/10	11/29/10	10.000	522.23	515.23	7.00 S	.00
830	612	41036-00001	00000	03/11/10	11/29/10	58.000	3,028.92	2,842.81	186.11 S	.00
830	612	41036-00001	00000	09/15/10	11/29/10	50.000	2,611.13	2,332.89	278.24 S	.00
830	612	41062-00004	00000	09/15/10	12/22/10	64.000	3,501.32	2,986.11	515.21 S	.00
830	612	41062-00004	00000	07/19/10	12/22/10	49.000	2,680.70	2,281.30	399.40 S	.00
TOTAL-SHORT						279.000	15,283.01	14,233.39	1,049.62	.00
ASSET 302445101 FLIR SYSTEM INC										
830	640	40771-00001	00000	05/14/07	03/09/10	40.000	1,061.64	838.92	222.72 L	.00
TOTAL-LONG						40.000	1,061.64	838.92	222.72	.00
ASSET 302941109 FTI CONSULTING INC										
830	640	40722-00002	00000	08/25/08	01/19/10	22.000	950.41	1,609.14	658.73-L	.00
TOTAL-LONG						22.000	950.41	1,609.14	658.73-	.00
ASSET 36467W109 GAMESTOP CORP CL A										
830	640	40714-00004	00000	06/29/07	01/11/10	65.000	1,316.35	2,579.34	1,262.99-L	.00
TOTAL-LONG						65.000	1,316.35	2,579.34	1,262.99-	.00
ASSET 375558103 GILEAD SCIENCES INC										
830	612	40712-00006	00000	10/19/05	01/07/10	100.000	4,481.70	2,303.12	2,178.58 L	.00
830	612	40742-00022	00000	10/19/05	02/08/10	85.000	3,937.26	1,957.65	1,979.61 L	.00
830	612	40795-00004	00000	03/10/10	03/30/10	57.000	2,598.59	2,714.91	116.32-S	.00
830	612	40795-00004	00000	03/10/10	03/30/10	12.000	547.07	571.48	24.41-S	.00
830	612	40795-00005	00000	03/10/10	03/30/10	46.000	2,096.65	2,190.65	94.00-S	.00
830	612	40795-00005	00000	03/09/10	03/30/10	24.000	1,093.90	1,132.63	38.73-S	.00
830	612	40816-00005	00000	03/09/10	04/21/10	10.000	405.41	471.93	66.52-S	.00
830	612	40817-00003	00000	03/09/10	04/22/10	66.000	2,718.34	3,114.72	396.38-S	.00
830	612	40817-00003	00000	10/19/05	04/22/10	25.000	1,029.68	575.78	453.90 L	.00
830	612	40826-00002	00000	10/19/05	05/03/10	17.000	676.08	391.53	284.55 L	.00
830	612	40827-00007	00000	10/19/05	05/04/10	15.000	578.86	345.47	233.39 L	.00
830	612	40827-00008	00000	10/19/05	05/04/10	14.000	540.53	322.44	218.09 L	.00

TAX CODE	OR-OFF	SERIAL	SEQ	LOT#	ACQUIRED	TRADE	UNITS	PROCEEDS	TAX COST	FEDERAL		STATE	
										G/L	G/L		
TOTAL-SHORT													
TOTAL-LONG													
ASSET 38141G104 GOLDMAN SACHS GROUP INC													
830	612	40742-00023	00000	04/15/09	02/08/10		40.000	6,059.69	4,641.09	1,418.60	S	.00	
830	612	40742-00023	00000	03/30/09	02/08/10		21.000	3,029.98	2,075.57	95.41	S	.00	
830	612	40795-00006	00000	03/30/09	03/30/10		2.000	3,606.69	2,179.48	1,427.21	S	.00	
830	612	40795-00007	00000	03/30/09	03/30/10		10.000	1,713.50	1,037.85	675.65	S	.00	
830	612	40795-00007	00000	03/13/09	03/30/10		12.000	2,056.20	1,174.68	881.52	L	.00	
830	612	40811-00005	00000	03/13/09	04/16/10		15.000	2,421.56	1,468.35	953.21	L	.00	
830	612	40811-00005	00000	07/01/04	04/16/10		8.000	1,291.50	746.07	545.43	L	.00	
830	612	40811-00006	00000	07/01/04	04/16/10		12.000	1,947.26	1,119.10	828.16	L	.00	
830	612	40811-00006	00000	03/11/09	04/16/10		18.000	2,920.90	1,637.93	1,282.97	L	.00	
830	640	40811-00001	00000	01/28/09	04/16/10		12.000	1,965.09	1,031.99	933.10	L	.00	
830	612	40812-00002	00000	03/11/09	04/19/10		12.000	1,912.89	1,091.95	820.94	L	.00	
830	612	40812-00002	00000	02/04/09	04/19/10		8.000	1,275.26	710.65	564.61	L	.00	
830	612	40957-00022	00000	02/04/09	09/09/10		4.000	599.86	355.32	244.54	L	.00	
							174.000	28,073.38	17,402.03	3,616.87		.00	
											7,054.48		.00
ASSET 38259P508 GOOGLE INC-CL A													
830	633	40719-00002	00000	10/16/08	01/13/10		16.000	9,354.33	5,449.50	3,904.83	L	.00	
830	633	40719-00002	00000	03/12/09	01/13/10		11.000	6,431.11	3,553.66	2,877.45	S	.00	
830	612	40742-00024	00000	03/13/09	02/08/10		7.000	3,753.00	2,255.19	1,497.81	S	.00	
830	612	40742-00024	00000	12/23/08	02/08/10		9.000	4,825.29	2,681.99	2,143.30	L	.00	
830	612	40742-00024	00000	11/25/08	02/08/10		2.000	1,072.29	544.68	527.61	L	.00	
830	633	40742-00020	00000	03/12/09	02/08/10		5.000	2,678.67	1,615.30	1,063.37	S	.00	
830	612	40771-00003	00000	11/25/08	03/09/10		8.000	4,490.98	2,178.73	2,312.25	L	.00	
830	612	40771-00003	00000	09/09/04	03/09/10		2.000	1,122.74	203.04	919.70	L	.00	
830	612	40785-00005	00000	09/09/04	03/23/10		6.000	3,291.31	609.12	2,682.19	L	.00	
830	612	40816-00006	00000	09/09/04	04/21/10		8.000	4,447.18	812.16	3,635.02	L	.00	
830	612	40827-00009	00000	09/09/04	05/04/10		4.000	2,034.74	406.08	1,628.66	L	.00	
830	612	40893-00004	00000	09/09/04	07/07/10		11.000	4,846.90	1,116.72	3,730.18	L	.00	
830	612	40957-00023	00000	09/09/04	09/09/10		3.000	1,437.48	304.56	1,132.92	L	.00	
830	612	40992-00005	00000	09/09/04	10/14/10		5.000	2,706.42	507.60	2,198.82	L	.00	

TAX CODE	OR-OFF	SERIAL	SEQ	LOT#	ACQUIRED	TRADE	UNITS	PROCEEDS	TAX COST	FEDERAL G/L	STATE G/L
830	612	41026-00004	00000	09/09/04	11/17/10		10.000	5,846.17	1,015.20	4,830.97 L	.00
				TOTAL-SHORT			107.000	58,338.61	23,253.53	5,438.63	.00
				TOTAL-LONG						29,646.45	.00
ASSET 40049J206 GRUPO TELEVISIA SA DE CV SPONSORED ADR REPSTG ORD PARTN CTF											
830	633	40742-00021	00000	11/20/08	02/08/10		70.000	1,281.69	961.97	319.72 L	.00
830	633	40742-00021	00000	03/12/09	02/08/10		41.000	750.71	524.66	226.05 S	.00
				TOTAL-SHORT			111.000	2,032.40	1,486.63	226.05	.00
				TOTAL-LONG						319.72	.00
ASSET 401617105 GUESS INC											
830	640	40944-00004	00000	01/08/08	08/27/10		35.000	1,171.98	1,249.13	77.15-L	.00
				TOTAL-LONG			35.000	1,171.98	1,249.13	77.15-	.00
ASSET 406216101 HALLIBURTON CO											
830	640	41016-00001	00000	03/27/08	11/08/10		33.000	1,086.19	1,302.89	216.70-L	.00
830	640	41016-00001	00000	08/19/10	11/08/10		37.000	1,217.84	1,045.46	172.38 S	.00
830	640	41016-00001	00000	06/17/09	11/08/10		30.000	987.44	654.23	333.21 L	.00
				TOTAL-SHORT			100.000	3,291.47	3,002.58	172.38	.00
				TOTAL-LONG						116.51	.00
ASSET 412822108 HARLEY DAVIDSON INC											
830	612	40925-00001	00000	04/23/10	08/10/10		25.000	688.49	887.72	199.23-S	.00
830	612	40925-00001	00000	04/23/10	08/10/10		10.000	275.39	353.57	78.18-S	.00
830	612	40925-00002	00000	04/23/10	08/10/10		16.000	439.68	565.71	126.03-S	.00
830	612	40925-00002	00000	04/23/10	08/10/10		19.000	522.11	671.34	149.23-S	.00
830	612	40925-00003	00000	04/23/10	08/10/10		6.000	165.59	212.00	46.41-S	.00
830	612	40925-00003	00000	04/23/10	08/10/10		25.000	689.95	878.35	188.40-S	.00
830	612	40925-00003	00000	05/18/10	08/10/10		28.000	772.74	936.45	163.71-S	.00
830	612	40925-00003	00000	05/05/10	08/10/10		12.000	331.17	378.18	47.01-S	.00
830	612	40928-00002	00000	05/05/10	08/11/10		36.000	945.37	1,134.55	189.18-S	.00
830	612	40929-00001	00000	05/05/10	08/12/10		31.000	793.89	976.98	183.09-S	.00
830	612	40929-00001	00000	05/25/10	08/12/10		5.000	128.05	147.21	19.16-S	.00
830	612	40929-00002	00000	05/25/10	08/12/10		34.000	867.73	1,001.04	133.31-S	.00
830	612	40929-00002	00000	05/25/10	08/12/10		2.000	51.04	58.11	7.07-S	.00
830	612	40929-00003	00000	05/25/10	08/12/10		35.000	898.41	1,016.95	118.54-S	.00

TAX CODE	OR-OFF SERIAL	SEQ LOT#	DATES	ACQUIRED	TRADE	UNITS	PROCEEDS	TAX COST	FEDERAL G/L	STATE G/L
ASSET 412822108 (CONT'D)										
TOTAL-SHORT										
						284.000	7,569.61	9,218.16	1,648.55-	.00
ASSET 428236103 HEWLETT-PACKARD CO										
830	612	40742-00025	00000	11/17/09	02/08/10	61.000	2,918.83	3,108.13	189.30-S	.00
830	612	40742-00025	00000	11/17/09	02/08/10	62.000	2,966.68	3,154.41	187.73-S	.00
830	612	40742-00025	00000	11/17/09	02/08/10	3.000	143.55	149.70	6.15-S	.00
830	633	40742-00023	00000	01/15/08	02/08/10	120.000	5,734.85	5,416.06	318.79 L	.00
830	633	40742-00023	00000	10/24/08	02/08/10	13.000	621.27	422.59	198.68 L	.00
830	612	40907-00003	00000	03/08/10	07/21/10	35.000	1,607.08	1,813.62	206.54-S	.00
830	612	40907-00003	00000	03/08/10	07/21/10	15.000	688.75	776.00	87.25-S	.00
830	612	40907-00004	00000	03/08/10	07/21/10	19.000	876.47	982.93	106.46-S	.00
830	612	40907-00004	00000	11/12/09	07/21/10	21.000	968.73	1,047.87	79.14-S	.00
830	612	40907-00004	00000	11/12/09	07/21/10	9.000	415.17	446.76	31.59-S	.00
830	612	40922-00002	00000	11/12/09	08/05/10	17.000	785.40	843.88	58.48-S	.00
830	612	40922-00002	00000	10/21/09	08/05/10	13.000	600.60	636.65	36.05-S	.00
830	612	40922-00003	00000	10/21/09	08/05/10	30.000	1,388.42	1,469.19	80.77-S	.00
830	612	40923-00001	00000	10/21/09	08/06/10	16.000	735.51	783.56	48.05-S	.00
830	612	40923-00002	00000	10/21/09	08/06/10	2.000	91.25	97.95	6.70-S	.00
830	612	40923-00002	00000	10/21/09	08/06/10	14.000	638.78	683.50	44.72-S	.00
830	612	40923-00002	00000	10/21/09	08/06/10	24.000	1,029.48	1,171.72	142.24-S	.00
830	612	40924-00001	00000	10/21/09	08/09/10	21.000	902.57	1,025.26	122.69-S	.00
830	612	40924-00002	00000	10/20/09	08/09/10	5.000	214.90	243.67	28.77-S	.00
830	612	40957-00024	00000	10/20/09	09/09/10	22.000	855.12	1,072.13	217.01-S	.00
830	612	40958-00006	00000	10/20/09	09/10/10	33.000	1,264.18	1,608.19	344.01-S	.00
830	612	40958-00006	00000	10/20/09	09/10/10	63.000	2,413.44	3,069.30	655.86-S	.00
830	612	40958-00006	00000	02/22/07	09/10/10	15.000	574.63	607.25	32.62-L	.00
830	612	40958-00007	00000	02/22/07	09/13/10	120.000	4,594.75	4,857.99	263.24-L	.00
830	612	40959-00003	00000	02/22/07	09/13/10	45.000	1,712.87	1,821.75	108.88-L	.00
830	612	40959-00003	00000	12/29/08	09/13/10	34.000	1,294.17	1,199.98	94.19 L	.00
830	612	40959-00003	00000	12/29/08	09/13/10	27.000	1,027.72	949.77	77.95 L	.00
830	612	40959-00004	00000	12/29/08	09/13/10	14.000	533.74	492.47	41.27 L	.00
830	612	40959-00004	00000	03/13/09	09/13/10	94.000	3,583.70	2,785.99	797.71 L	.00
TOTAL-SHORT						967.000	41,182.61	42,738.27	2,679.51-	.00
TOTAL-LONG									1,123.85	
ASSET 437076102 HOME DEPOT INC										
830	612	40742-00026	00000	01/08/10	02/08/10	57.000	1,631.37	1,657.27	25.90-S	.00
830	612	40841-00005	00000	04/21/10	05/18/10	47.000	1,630.85	1,652.96	22.11-S	.00
830	612	40844-00003	00000	04/21/10	05/19/10	25.000	856.34	879.23	22.89-S	.00
830	612	40844-00003	00000	02/17/10	05/19/10	13.000	445.29	389.74	55.55 S	.00



TAX CODE	OR-OFF	SERIAL	SEQ	LOT#	ACQUIRED	TRADE	DATES	UNITS	PROCEEDS	TAX COST	FEDERAL G/L	STATE G/L
830	612	40742-00027	00000	00000	12/04/09	02/08/10		37.000	719.30	750.15	30.85-S	.00
830	612	40812-00003	00000	00000	03/24/10	04/19/10		38.000	911.98	853.48	58.50 S	.00
830	612	40957-00026	00000	00000	03/24/10	09/09/10		48.000	864.94	1,078.08	213.14-S	.00
830	612	40973-00002	00000	00000	03/24/10	09/27/10		53.000	1,020.07	1,190.38	170.31-S	.00
830	612	40973-00002	00000	00000	03/01/10	09/27/10		38.000	731.37	794.20	62.83-S	.00
830	612	40973-00003	00000	00000	03/01/10	09/27/10		28.000	540.68	585.20	44.52-S	.00
830	612	40973-00003	00000	00000	03/01/10	09/27/10		62.000	1,197.23	1,294.56	97.33-S	.00
830	612	40973-00004	00000	00000	03/01/10	09/27/10		5.000	96.95	104.40	7.45-S	.00
830	612	40973-00004	00000	00000	12/04/09	09/27/10		84.000	1,628.73	1,703.05	74.32-S	.00
830	612	40980-00004	00000	00000	12/04/09	10/04/10		94.000	1,794.43	1,905.80	111.37-S	.00
830	612	40980-00005	00000	00000	12/04/09	10/04/10		91.000	1,713.50	1,844.97	131.47-S	.00
830	612	40980-00006	00000	00000	12/18/09	10/04/10		94.000	1,766.78	1,846.16	79.38-S	.00
830	612	40991-00005	00000	00000	12/18/09	10/13/10		31.000	610.24	608.84	1.40 S	.00
830	612	40991-00005	00000	00000	12/18/09	10/13/10		61.000	1,200.79	1,193.16	7.63 S	.00
830	612	40991-00006	00000	00000	12/18/09	10/13/10		62.000	1,209.16	1,212.72	3.56-S	.00
830	612	40991-00006	00000	00000	12/18/09	10/13/10		31.000	604.58	598.92	5.66 S	.00
830	612	40991-00007	00000	00000	12/18/09	10/13/10		93.000	1,786.50	1,796.76	10.26-S	.00
TOTAL-SHORT								1,280.000	24,786.15	26,076.87	1,290.72-	.00
ASSET 459200101 INTERNATIONAL BUSINESS MACHS												
830	612	40957-00027	00000	00000	08/09/10	09/09/10		10.000	1,270.47	1,319.36	48.89-S	.00
830	612	41061-00003	00000	00000	11/16/10	12/21/10		15.000	2,175.71	2,138.52	37.19 S	.00
TOTAL-SHORT								25.000	3,446.18	3,457.88	11.70-	.00
ASSET 46120E602 INTUITIVE SURGICAL INC												
830	640	41009-00004	00000	00000	03/11/08	11/02/10		6.000	1,593.17	1,591.39	1.78 L	.00
TOTAL-LONG								6.000	1,593.17	1,591.39	1.78	.00
ASSET 462846106 IRON MTN INC PA												
830	633	40742-00024	00000	00000	11/22/04	02/08/10		86.000	1,881.66	1,750.71	130.95 L	.00
TOTAL-LONG								86.000	1,881.66	1,750.71	130.95	.00
ASSET 465741106 ITRON, INC.												
830	640	41054-00002	00000	00000	08/04/10	12/15/10		18.000	996.82	1,100.09	103.27-S	.00

TAX CODE	OR-OFF SERIAL	SEQ LOT#	DATES	ACQUIRED	TRADE	UNITS	PROCEEDS	TAX COST	FEDERAL G/L	STATE G/L
ASSET 465741106 (CONT'D)						18.000	996.82	1,100.09	103.27-	.00
TOTAL-SHORT										
ASSET 46625H100 JPMORGAN CHASE & CO										
830	612	40741-00008	00000	10/14/09	02/05/10	12.000	453.38	568.37	114.99-S	.00
830	612	40741-00008	00000	10/14/09	02/05/10	11.000	415.60	517.88	102.28-S	.00
830	612	40741-00008	00000	09/15/09	02/05/10	52.000	1,964.63	2,246.36	281.73-S	.00
830	612	40741-00009	00000	09/15/09	02/05/10	45.000	1,689.36	1,943.96	254.60-S	.00
830	612	40741-00009	00000	09/15/09	02/05/10	31.000	1,163.78	1,328.35	164.57-S	.00
830	612	40742-00028	00000	09/15/09	02/08/10	51.000	1,929.87	2,185.35	255.48-S	.00
830	633	40742-00025	00000	07/02/04	02/08/10	119.000	4,497.07	4,548.18	51.11-L	.00
830	633	40774-00001	00000	07/02/04	03/10/10	160.000	6,903.91	6,115.20	788.71 L	.00
830	633	40847-00001	00000	07/02/04	05/24/10	171.000	6,767.29	6,535.62	231.67 L	.00
830	633	40847-00001	00000	02/03/05	05/24/10	14.000	554.05	524.16	29.89 L	.00
830	633	40852-00003	00000	02/03/05	05/26/10	56.000	2,195.35	2,096.64	98.71 L	.00
830	633	40852-00003	00000	03/12/09	05/26/10	134.000	5,253.17	3,091.38	2,161.79 L	.00
830	633	40911-00002	00000	03/12/09	07/27/10	138.000	5,628.36	3,183.66	2,444.70 L	.00
830	612	40957-00028	00000	09/15/09	09/09/10	13.000	520.38	557.05	36.67-S	.00
830	612	40957-00028	00000	10/02/09	09/09/10	8.000	320.23	334.93	14.70-S	.00
830	612	40992-00007	00000	10/02/09	10/14/10	35.000	1,353.89	1,465.31	111.42-L	.00
830	612	40993-00006	00000	10/02/09	10/15/10	5.000	187.38	209.33	21.95-L	.00
830	612	40993-00006	00000	12/07/09	10/15/10	79.000	2,960.64	3,288.04	327.40-S	.00
830	612	40999-00009	00000	12/07/09	10/21/10	24.000	917.57	998.90	81.33-S	.00
830	612	40999-00009	00000	12/08/09	10/21/10	47.000	1,796.91	1,922.22	125.31-S	.00
830	612	40999-00010	00000	12/08/09	10/21/10	59.000	2,227.81	2,413.01	185.20-S	.00
830	612	40999-00010	00000	06/22/10	10/21/10	9.000	339.83	356.14	16.31-S	.00
830	612	41001-00003	00000	06/22/10	10/25/10	35.000	1,317.43	1,385.00	67.57-S	.00
830	612	41001-00004	00000	06/22/10	10/25/10	19.000	705.63	751.85	46.22-S	.00
830	612	41001-00004	00000	06/22/10	10/25/10	16.000	594.21	628.68	34.47-S	.00
830	612	41002-00002	00000	06/22/10	10/26/10	14.000	518.13	550.10	31.97-S	.00
830	612	41002-00002	00000	06/22/10	10/26/10	4.000	148.04	156.71	8.67-S	.00
830	612	41002-00003	00000	06/22/10	10/26/10	29.000	1,075.67	1,136.15	60.48-S	.00
830	612	41002-00004	00000	06/22/10	10/26/10	28.000	1,040.47	1,096.97	56.50-S	.00
TOTAL-SHORT						1,418.000	55,440.04	52,135.50	2,266.45-	.00
TOTAL-LONG									5,570.99	.00
ASSET 48203R104 JUNIPER NETWORKS INC										
830	612	40742-00029	00000	12/07/09	02/08/10	82.000	2,049.23	2,247.26	198.03-S	.00
830	612	40742-00029	00000	12/03/09	02/08/10	54.000	1,349.50	1,469.75	120.25-S	.00
830	640	40827-00002	00000	11/25/08	05/04/10	54.000	1,503.89	852.65	651.24 L	.00
830	612	40957-00029	00000	04/21/10	09/09/10	44.000	1,253.97	1,310.93	56.96-S	.00

REPORT: TMS-TX-23  
 BANK 21 PNC BANK (21)  
 REGION 10 PITTSBURGH  
 OFFICE 001 C & E

GAIN/LOSS FEDERAL REPORT INTERNAL USE ONLY  
 ACCOUNT 0501161 ANNE G CARSON CHARITABLE TRUST  
 FROM: 01/01/10 TO: 12/31/10

PAGE: 25  
 RUN DATE: 05/10/11

TAX CODE	OR-OFF	SERIAL	SEQ	LOT#	ACQUIRED	TRADE	UNITS	PROCEEDS	TAX COST	FEDERAL G/L	STATE G/L
830	612	41028-00002	00000	09/17/10	11/19/10		82.000	2,846.08	2,445.92	400.16 S	.00
830	612	41033-00003	00000	09/17/10	11/23/10		3.000	100.80	89.48	11.32 S	.00
830	612	41033-00003	00000	04/21/10	11/23/10		28.000	940.78	834.23	106.55 S	.00
830	612	41061-00004	00000	04/21/10	12/21/10		13.000	484.23	387.32	96.91 S	.00
830	612	41061-00004	00000	04/27/10	12/21/10		46.000	1,713.41	1,356.73	356.68 S	.00
830	612	41061-00004	00000	04/27/10	12/21/10		33.000	1,229.19	968.01	261.18 S	.00
TOTAL-SHORT							439.000	13,471.08	11,962.28	857.56	.00
TOTAL-LONG										651.24	.00

ASSET	500255104 KOHLS CORP	UNITS	PROCEEDS	TAX COST	FEDERAL G/L	STATE G/L
830	612	40720-00001	00000	06/11/09	01/14/10	132.01 S
830	612	40721-00001	00000	06/11/09	01/15/10	45.34 S
830	612	40721-00001	00000	03/24/09	01/15/10	208.90 S
830	612	40722-00004	00000	03/24/09	01/19/10	102.23 S
830	612	40722-00004	00000	03/30/09	01/19/10	153.20 S
830	612	40722-00005	00000	03/30/09	01/19/10	344.80 S
830	612	40722-00005	00000	02/09/09	01/19/10	371.87 S
830	612	40722-00005	00000	02/09/09	01/19/10	307.35 S
830	612	40732-00002	00000	02/09/09	01/27/10	74.59 S
830	612	40732-00002	00000	02/05/09	01/27/10	328.33 S
830	612	40733-00001	00000	02/05/09	01/28/10	25.45 S
830	612	40733-00001	00000	03/13/09	01/28/10	350.06 S
830	612	40734-00007	00000	03/13/09	01/29/10	13.02 S
830	612	40734-00007	00000	03/11/09	01/29/10	427.76 S
830	612	40734-00007	00000	01/12/09	01/29/10	515.85 L
TOTAL-SHORT			293.000	15,060.34	2,884.91	.00
TOTAL-LONG					515.85	.00

ASSET	500472303 KONINKLIJKE PHILLIPS ELECTRONICS	UNITS	PROCEEDS	TAX COST	FEDERAL G/L	STATE G/L
830	612	40910-00002	00000	04/21/10	07/26/10	250.70-S
830	612	40910-00002	00000	04/21/10	07/26/10	248.28-S
830	612	40910-00002	00000	04/22/10	07/26/10	20.55-S
830	612	40914-00003	00000	04/22/10	07/28/10	315.80-S
830	612	40914-00003	00000	04/22/10	07/28/10	7.50-S
830	612	40914-00004	00000	04/22/10	07/28/10	299.76-S
TOTAL-SHORT			84.000	2,686.78	2,937.48	.00
TOTAL-LONG			85.000	2,718.77	2,967.05	.00
TOTAL-SHORT			81.000	2,483.08	2,798.88	.00
TOTAL-LONG			2.000	61.31	68.81	.00
TOTAL-SHORT			85.000	2,624.67	2,924.43	.00

TAX CODE	OR-OFF SERIAL	SEQ LOT#	DATES	ACQUIRED	TRADE	UNITS	PROCEEDS	TAX COST	FEDERAL G/L	STATE G/L
ASSET 500472303 (CONT'D)						345.000	10,830.49	11,973.08	1,142.59-	.00
TOTAL-SHORT										
ASSET 50075N104 KRAFT FOODS INC - A						37.000	1,071.14	1,142.19	71.05-S	.00
830	612	40854-00005	00000	03/25/10	05/28/10	36.000	1,036.07	1,111.31	75.24-S	.00
830	612	40854-00006	00000	03/25/10	05/28/10	19.000	582.34	586.53	4.19-S	.00
830	612	40957-00030	00000	03/25/10	09/09/10	7.000	214.54	215.53	.99-S	.00
830	612	40957-00030	00000	03/25/10	09/09/10	39.000	1,191.44	1,200.81	9.37-S	.00
830	612	41020-00001	00000	03/25/10	11/10/10	12.000	366.60	368.52	1.92-S	.00
830	612	41020-00002	00000	03/24/10	11/10/10	52.000	1,580.85	1,596.92	16.07-S	.00
TOTAL-SHORT						202.000	6,042.98	6,221.81	178.83-	.00
ASSET 501889208 LKQ CORP						54.000	982.82	728.47	254.35 S	.00
830	640	40740-00002	00000	03/02/09	02/04/10	54.000	982.82	728.47	254.35	.00
TOTAL-SHORT										
ASSET 535678106 LINEAR TECHNOLOGY CORP						38.000	1,157.18	1,375.46	218.28-L	.00
830	640	40998-00002	00000	05/08/08	10/20/10	38.000	1,157.18	1,375.46	218.28-	.00
TOTAL-LONG										
ASSET 540424108 LOEWS CORPORATION						142.000	4,968.53	2,822.32	2,146.21 L	.00
830	633	40742-00026	00000	07/02/04	02/08/10	142.000	4,968.53	2,822.32	2,146.21	.00
TOTAL-LONG										
ASSET 571903202 MARRIOTT INTERNATIONAL INC						57.000	1,488.88	1,567.01	78.13-S	.00
830	612	40743-00001	00000	09/22/09	02/09/10	26.000	934.94	821.35	113.59 S	.00
830	612	40957-00031	00000	05/25/10	09/09/10	5.000	179.80	156.49	23.31 S	.00
TOTAL-SHORT						88.000	2,603.62	2,544.85	58.77	.00
ASSET 57636Q104 MASTERCARD INC CL A						6.000	1,362.70	1,569.07	206.37-S	.00
830	612	40742-00030	00000	01/15/10	02/08/10	13.000	2,952.53	3,203.93	251.40-S	.00
830	612	40742-00030	00000	12/16/09	02/08/10	6.000	1,362.70	1,210.78	151.92 S	.00

TAX CODE	OR-OFF	SERIAL	SEQ	LOT#	ACQUIRED	TRADE	DATES	UNITS	PROCEEDS	TAX COST	FEDERAL G/L	STATE G/L
830	640	40860-00001	00000	01/04/10	06/04/10			4.000	796.28	1,029.78	233.50-S	.00
830	612	40876-00019	00000	08/04/09	06/22/10			5.000	1,107.99	1,008.99	99.00 S	.00
830	612	40876-00019	00000	05/20/09	06/22/10			12.000	2,659.17	2,088.60	570.57 L	.00
830	612	40876-00019	00000	05/27/09	06/22/10			3.000	664.79	510.00	154.79 L	.00
830	612	40957-00032	00000	05/27/09	09/09/10			5.000	972.28	850.00	122.28 L	.00
830	612	41061-00005	00000	05/27/09	12/21/10			10.000	2,190.51	1,700.00	490.51 L	.00
830	612	41061-00005	00000	03/25/09	12/21/10			12.000	2,628.61	1,955.58	673.03 L	.00
								76.000	16,697.56	15,126.73	440.35-	.00
											2,011.18	.00
ASSET 582839106 MEAD JOHNSON NUTRITION CO								13.000	730.20	708.50	21.70 S	.00
830	612	40957-00033	00000	07/27/10	09/09/10			15.000	857.81	817.50	40.31 S	.00
830	612	40972-00004	00000	07/27/10	09/24/10			22.000	1,258.11	1,195.38	62.73 S	.00
830	612	40972-00004	00000	07/26/10	09/24/10			39.000	2,230.30	2,042.55	187.75 S	.00
830	612	40972-00004	00000	04/22/10	09/24/10			6.000	343.12	312.75	30.37 S	.00
								95.000	5,419.54	5,076.68	342.86	.00
ASSET 58405U102 MEDCO HEALTH SOLUTIONS INC								39.000	2,356.03	2,481.80	125.77-S	.00
830	612	40742-00031	00000	12/16/09	02/08/10			40.000	2,416.44	2,536.75	120.31-S	.00
830	612	40742-00031	00000	12/16/09	02/08/10			25.000	1,510.28	1,559.89	49.61-S	.00
830	612	40742-00031	00000	12/17/09	02/08/10			16.000	927.93	998.33	70.40-S	.00
830	612	40839-00003	00000	12/17/09	05/14/10			22.000	1,275.91	1,094.39	181.52 L	.00
830	612	40841-00006	00000	06/06/08	05/18/10			8.000	463.85	397.96	65.89 L	.00
830	612	40841-00006	00000	06/09/08	05/18/10			29.000	1,681.47	1,421.26	260.21 L	.00
830	612	40904-00004	00000	05/30/08	07/20/10			37.000	2,004.02	1,804.68	199.34 L	.00
830	612	40904-00005	00000	05/30/08	07/20/10			38.000	2,074.26	1,853.45	220.81 L	.00
830	612	40932-00003	00000	05/30/08	08/17/10			52.000	2,390.45	2,536.30	145.85-L	.00
830	612	40935-00001	00000	05/30/08	08/18/10			8.000	372.39	390.20	17.81-L	.00
830	612	40935-00001	00000	07/02/08	08/18/10			34.000	1,582.68	1,588.29	5.61-L	.00
830	612	40935-00001	00000	07/02/08	08/18/10			9.000	418.94	419.82	.88-L	.00
830	612	40957-00034	00000	07/02/08	09/09/10			13.000	610.98	606.41	4.57 L	.00
830	612	40963-00003	00000	07/02/08	09/15/10			7.000	337.48	326.53	10.95 L	.00
830	612	40963-00003	00000	06/12/09	09/15/10			35.000	1,687.41	1,574.86	112.55 L	.00
830	612	40963-00003	00000	06/12/09	09/15/10			27.000	1,301.72	1,208.67	93.05 L	.00
830	612	40963-00003	00000	02/27/09	09/15/10			41.000	1,976.68	1,744.96	231.72 L	.00
830	612	40963-00003	00000	02/27/09	09/15/10			42.000	2,024.89	1,740.72	284.17 L	.00
830	612	40963-00003	00000	03/13/09	09/15/10			79.000	3,808.72	3,091.13	717.59 L	.00
830	612	40963-00003	00000	10/09/08	09/15/10			35.000	1,687.41	1,358.61	328.80 L	.00

TAX CODE	OR-OFF SERIAL	SEQ LOT#	DATES	ACQUIRED	TRADE	UNITS	PROCEEDS	TAX COST	FEDERAL G/L	STATE G/L
	ASSET 58405U102	(CONT'D)								
			TOTAL-SHORT			636.000	32,909.94	30,735.01	366.09-	.00
			TOTAL-LONG						2,541.02	.00
830	ASSET 585055106	MEDTRONIC INC								
	640	40946-00002	00000	02/11/10	08/31/10	24.000	754.77	1,012.77	258.00-S	.00
			TOTAL-SHORT			24.000	754.77	1,012.77	258.00-	.00
830	ASSET 590188108	MERRILL LYNCH & COMPANY INC								
			MERGED	12/31/2008	SEE 060505104					
	000	40869-00001	00000	01/01/01	06/18/10	1.000	406.11	25.00	381.11 L	.00
			TOTAL-LONG			1.000	406.11	25.00	381.11	.00
830	ASSET 594918104	MICROSOFT CORP								
	612	40712-00007	00000	11/17/09	01/07/10	127.000	3,836.58	3,808.73	27.85 S	.00
	612	40742-00032	00000	11/17/09	02/08/10	18.000	500.05	539.82	39.77-S	.00
	612	40742-00032	00000	11/17/09	02/08/10	72.000	2,000.21	2,144.16	143.95-S	.00
	612	40742-00032	00000	11/09/09	02/08/10	56.000	1,555.71	1,624.50	68.29-S	.00
	612	40742-00032	00000	11/09/09	02/08/10	55.000	1,527.94	1,578.50	50.56-S	.00
	612	40742-00032	00000	09/09/09	02/08/10	66.000	1,833.52	1,642.09	191.43 S	.00
	633	40742-00027	00000	07/02/04	02/08/10	20.000	554.79	571.20	16.41-L	.00
	633	40742-00027	00000	03/28/08	02/08/10	125.000	3,467.46	3,542.50	75.04-L	.00
	633	40742-00027	00000	03/07/08	02/08/10	50.000	1,386.98	1,396.00	9.02-L	.00
	633	40742-00027	00000	08/03/05	02/08/10	59.000	1,636.64	1,609.52	27.12 L	.00
	612	40865-00004	00000	09/09/09	06/09/10	60.000	1,521.12	1,492.81	28.31 S	.00
	612	40865-00005	00000	09/09/09	06/09/10	24.000	596.63	597.13	.50-S	.00
	612	40865-00005	00000	09/09/09	06/09/10	38.000	944.67	942.40	2.27 S	.00
	633	40867-00002	00000	08/03/05	06/11/10	76.000	1,902.19	2,073.28	171.09-L	.00
	633	40867-00002	00000	03/30/06	06/11/10	194.000	4,855.58	5,270.98	415.40-L	.00
	612	40893-00005	00000	09/09/09	07/07/10	65.000	1,550.88	1,612.00	61.12-S	.00
	612	40893-00006	00000	09/09/09	07/07/10	46.000	1,102.35	1,140.80	38.45-S	.00
	612	40893-00007	00000	06/30/09	07/07/10	18.000	431.36	429.07	2.29 L	.00
	612	40893-00007	00000	06/30/09	07/07/10	66.000	1,589.25	1,573.25	16.00 L	.00
	612	40909-00006	00000	06/30/09	07/23/10	65.000	1,671.12	1,549.41	121.71 L	.00
	612	40909-00006	00000	06/30/09	07/23/10	10.000	257.10	238.24	18.86 L	.00
	612	40909-00007	00000	06/30/09	07/23/10	74.000	1,873.65	1,762.95	110.70 L	.00
	612	40909-00008	00000	06/30/09	07/23/10	66.000	1,687.48	1,572.37	115.11 L	.00
	612	40909-00008	00000	06/30/09	07/23/10	10.000	255.68	237.62	18.06 L	.00
	612	40914-00005	00000	06/30/09	07/28/10	66.000	1,713.42	1,568.29	145.13 L	.00
	612	40914-00006	00000	06/30/09	07/28/10	67.000	1,745.29	1,592.05	153.24 L	.00



TAX CODE	OR-OFF ASSET	SERIAL	SEQ LOT#	DATES	ACQUIRED	TRADE	UNITS	PROCEEDS	TAX COST	FEDERAL G/L	STATE G/L
TOTAL-LONG							116.000	3,079.95	3,876.33	796.38-	.00
ASSET 617446448 MORGAN STANLEY											
830	612	40742-00034	00000	01/07/10	02/08/10	47.000	1,255.82	1,551.00	295.18-S	.00	.00
830	612	40957-00036	00000	01/07/10	09/09/10	23.000	620.98	759.00	138.02-S	.00	.00
830	612	40974-00006	00000	01/07/10	09/28/10	75.000	1,850.05	2,475.01	624.96-S	.00	.00
830	612	40974-00006	00000	01/07/10	09/28/10	32.000	789.35	1,051.62	262.27-S	.00	.00
830	612	40977-00005	00000	01/07/10	09/29/10	107.000	2,608.56	3,516.34	907.78-S	.00	.00
830	612	40977-00006	00000	01/07/10	09/29/10	5.000	122.37	164.31	41.94-S	.00	.00
830	612	40977-00006	00000	03/01/10	09/29/10	73.000	1,786.54	2,073.68	287.14-S	.00	.00
830	612	40977-00006	00000	03/01/10	09/29/10	33.000	807.62	933.34	125.72-S	.00	.00
830	612	40978-00002	00000	03/01/10	09/30/10	38.000	946.56	1,074.75	128.19-S	.00	.00
830	612	40978-00002	00000	02/25/10	09/30/10	18.000	448.37	496.80	48.43-S	.00	.00
830	612	40979-00003	00000	02/25/10	10/01/10	19.000	472.79	524.40	51.61-S	.00	.00
830	612	40979-00003	00000	02/25/10	10/01/10	35.000	870.92	961.10	90.18-S	.00	.00
TOTAL-SHORT							505.000	12,579.93	15,581.35	3,001.42-	.00
ASSET 628530107 MYLAN INC											
830	612	40742-00035	00000	12/11/07	02/08/10	35.000	624.43	484.80	139.63 L	.00	.00
830	612	40742-00035	00000	12/11/07	02/08/10	44.000	785.00	607.17	177.83 L	.00	.00
830	612	40908-00003	00000	03/02/10	07/22/10	40.000	712.48	860.00	147.52-S	.00	.00
830	612	40908-00003	00000	03/02/10	07/22/10	42.000	748.11	894.60	146.49-S	.00	.00
830	612	40908-00003	00000	02/25/10	07/22/10	17.000	302.81	348.33	45.52-S	.00	.00
830	612	40957-00037	00000	02/25/10	09/09/10	15.000	265.94	307.35	41.41-S	.00	.00
830	612	40957-00037	00000	12/11/07	09/09/10	9.000	159.57	124.19	35.38 L	.00	.00
830	612	40999-00011	00000	12/11/07	10/21/10	48.000	926.88	662.37	264.51 L	.00	.00
830	612	40999-00012	00000	12/11/07	10/21/10	46.000	875.31	634.77	240.54 L	.00	.00
830	612	41020-00003	00000	12/11/07	11/11/10	28.000	544.68	386.38	158.30 L	.00	.00
830	612	41020-00004	00000	12/11/07	11/10/10	29.000	564.47	400.18	164.29 L	.00	.00
830	612	41020-00005	00000	12/11/07	11/10/10	29.000	567.52	400.18	167.34 L	.00	.00
830	612	41021-00003	00000	12/11/07	11/12/10	29.000	558.07	400.18	157.89 L	.00	.00
830	612	41026-00006	00000	12/11/07	11/17/10	6.000	114.02	82.79	31.23 L	.00	.00
830	612	41026-00006	00000	03/13/09	11/17/10	23.000	437.07	305.17	131.90 L	.00	.00
830	612	41027-00002	00000	03/13/09	11/18/10	33.000	635.91	437.85	198.06 L	.00	.00
830	612	41028-00003	00000	03/13/09	11/19/10	60.000	1,173.00	796.09	376.91 L	.00	.00
830	612	41028-00004	00000	03/13/09	11/19/10	17.000	333.74	225.56	108.18 L	.00	.00
830	612	41028-00004	00000	03/28/08	11/19/10	38.000	746.00	442.32	303.68 L	.00	.00

TAX CODE	OR-OFF SERIAL	SEQ LOT#	DATES	ACQUIRED	TRADE	UNITS	PROCEEDS	TAX COST	FEDERAL G/L	STATE G/L
ASSET 628530107 (CONT'D)						588.000	11,075.01	8,800.28	380.94-	.00
TOTAL-SHORT									2,655.67	.00
TOTAL-LONG										.00
ASSET 637071101 NATIONAL OILWELL VARCO INC						30.000	1,162.09	1,328.24	166.15-L	.00
830	640	40936-00003	00000	05/09/07	08/19/10	7.000	271.15	213.84	57.31 L	.00
830	640	40936-00003	00000	11/03/08	08/19/10	37.000	1,433.24	1,542.08	108.84-	.00
TOTAL-LONG										.00
ASSET 64110D104 NETAPP INC						22.000	730.41	657.59	72.82 S	.00
830	612	40712-00010	00000	11/10/09	01/07/10	20.000	661.77	597.81	63.96 S	.00
830	612	40712-00011	00000	11/10/09	01/07/10	7.000	225.69	209.23	16.46 S	.00
830	612	40715-00002	00000	11/10/09	01/12/10	24.000	773.80	705.17	68.63 S	.00
830	612	40715-00002	00000	11/09/09	01/12/10	23.000	741.56	670.61	70.95 S	.00
830	612	40715-00002	00000	10/13/09	01/12/10	26.000	798.21	805.81	7.60-S	.00
830	612	40742-00036	00000	02/02/10	02/08/10	40.000	1,228.01	1,239.19	11.18-S	.00
830	612	40742-00036	00000	02/02/10	02/08/10	40.000	1,228.01	1,202.39	25.62 S	.00
830	612	40742-00036	00000	02/04/10	02/08/10	26.000	798.21	781.30	16.91 S	.00
830	612	40922-00010	00000	05/25/10	08/05/10	27.000	1,181.06	875.15	305.91 S	.00
830	612	40923-00003	00000	05/25/10	08/06/10	21.000	905.03	680.67	224.36 S	.00
830	612	40923-00003	00000	05/25/10	08/06/10	6.000	258.58	194.19	64.39 S	.00
830	612	40957-00038	00000	05/25/10	09/09/10	37.000	1,733.79	1,197.47	536.32 S	.00
830	612	41009-00002	00000	05/25/10	11/02/10	4.000	215.30	129.46	85.84 S	.00
830	612	41009-00002	00000	02/04/10	11/02/10	12.000	645.91	360.60	285.31 S	.00
830	612	41009-00002	00000	10/13/09	11/02/10	1.000	53.83	29.16	24.67 L	.00
TOTAL-SHORT						336.000	12,179.17	10,335.80	1,818.70	.00
TOTAL-LONG									24.67	.00
ASSET 647581107 NEW ORIENTAL ED & TECHNOLOGY GROUP INC SPONSORED ADR						13.000	1,362.60	957.64	404.96 L	.00
830	640	41019-00003	00000	07/31/09	11/09/10	13.000	1,362.60	957.64	404.96	.00
TOTAL-LONG										.00
ASSET 65248E104 NEWS CORPORATION CL A						290.000	4,059.93	5,434.23	1,374.30-L	.00
830	633	40966-00001	00000	09/08/06	09/20/10	155.000	2,169.96	2,845.80	675.84-L	.00
830	633	40966-00001	00000	03/28/08	09/20/10	745.000	10,429.83	12,783.01	2,353.18-L	.00
830	633	40966-00001	00000	04/07/06	09/20/10					.00

TAX CODE	OR-OFF SERIAL	SEQ LOT#	DATES	ACQUIRED	TRADE	UNITS	PROCEEDS	TAX COST	FEDERAL G/L	STATE G/L
ASSET 654106103 NIKE INC CLASS B										
830	612	40742-00037	00000	10/16/09	02/08/10	8,000	492.57	517.44	24.87-S	.00
830	612	40742-00037	00000	10/15/09	02/08/10	33,000	2,031.85	2,124.86	93.01-S	.00
830	612	40742-00037	00000	11/14/07	02/08/10	17,000	1,046.71	1,082.82	36.11-L	.00
830	612	40957-00039	00000	07/08/10	09/09/10	14,000	1,042.56	974.23	68.33 S	.00
830	612	40957-00039	00000	07/08/10	09/09/10	5,000	372.34	346.70	25.64 S	.00
830	612	40992-00008	00000	07/08/10	10/14/10	9,000	734.96	624.06	110.90 S	.00
830	612	40992-00008	00000	02/25/10	10/14/10	14,000	1,143.27	923.81	219.46 S	.00
						TOTAL-SHORT	6,864.26	6,593.92	306.45	.00
						TOTAL-LONG			36.11-	.00
ASSET 655044105 NOBLE ENERGY INC										
830	640	40860-00002	00000	10/10/08	06/04/10	21,000	1,280.75	661.80	618.95 L	.00
						TOTAL-LONG	1,280.75	661.80	618.95	.00
ASSET 67020Y100 NUANCE COMMUNICATIONS INC										
830	640	40959-00003	00000	02/21/07	09/13/10	48,000	751.01	718.97	32.04 L	.00
830	640	40972-00001	00000	02/21/07	09/24/10	66,000	1,012.52	988.59	23.93 L	.00
						TOTAL-LONG	1,763.53	1,707.56	55.97	.00
ASSET 670346105 NUCOR CORP										
830	640	40979-00002	00000	03/03/09	10/01/10	27,000	1,042.84	841.25	201.59 L	.00
						TOTAL-LONG	1,042.84	841.25	201.59	.00
ASSET 67066G104 NVIDIA CORP										
830	640	40931-00002	00000	11/20/09	08/16/10	79,000	716.71	1,014.55	297.84-S	.00
						TOTAL-SHORT	716.71	1,014.55	297.84-	.00
ASSET 674599105 OCCIDENTAL PETROLEUM CORP										
830	612	40742-00038	00000	01/29/10	02/08/10	61,000	4,677.83	4,834.30	156.47-S	.00
830	612	40742-00038	00000	01/26/10	02/08/10	8,000	613.49	619.76	6.27-S	.00
830	633	40742-00029	00000	03/12/09	02/08/10	172,000	13,161.43	9,708.56	3,452.87 S	.00
830	612	40893-00008	00000	05/25/10	07/07/10	22,000	1,714.82	1,711.97	2.85 S	.00
830	612	40893-00008	00000	01/26/10	07/07/10	2,000	155.89	154.94	.95 S	.00



TAX CODE	OR-OFF	SERIAL	SEQ	LOT#	ACQUIRED	TRADE	UNITS	PROCEEDS	TAX COST	FEDERAL G/L	STATE G/L
TOTAL-SHORT											
ASSET 830	612	40760-00007	00000	12/15/09	02/24/10	51.000	910.13	934.32	24.19-S		.00
ASSET 830	612	40761-00006	00000	12/15/09	02/25/10	41.000	716.33	751.12	34.79-S		.00
ASSET 830	612	40761-00006	00000	12/15/09	02/25/10	34.000	594.03	621.52	27.49-S		.00
ASSET 830	612	40761-00007	00000	12/15/09	02/25/10	77.000	1,352.10	1,407.56	55.46-S		.00
TOTAL-SHORT											
ASSET 830	612	40957-00041	00000	05/04/10	09/09/10	10.000	820.08	910.64	90.56-S		.00
TOTAL-SHORT											
TOTAL-SHORT											
ASSET 830	612	40742-00040	00000	02/04/10	02/08/10	26.000	2,760.65	2,793.82	33.17-S		.00
ASSET 830	612	40957-00042	00000	04/28/10	09/09/10	8.000	988.46	1,044.70	56.24-S		.00
ASSET 830	612	40992-00009	00000	04/28/10	10/14/10	20.000	2,618.63	2,611.75	6.88 S		.00
TOTAL-SHORT											
TOTAL-SHORT											
ASSET 830	640	40747-00001	00000	11/20/07	02/10/10	13.000	638.40	778.72	140.32-L		.00
ASSET 830	640	40747-00001	00000	11/20/07	02/10/10	7.000	343.75	424.04	80.29-L		.00
TOTAL-SHORT											
TOTAL-SHORT											
ASSET 830	640	40714-00005	00000	06/19/09	01/11/10	46.000	1,536.66	1,078.22	458.44 S		.00
TOTAL-SHORT											
TOTAL-SHORT											
ASSET 830	633	40742-00031	00000	05/08/06	02/08/10	91.000	5,571.95	5,077.80	494.15 L		.00
ASSET 830	633	40957-00014	00000	05/08/06	09/09/10	60.000	3,619.13	3,348.00	271.13 L		.00
TOTAL-SHORT											
TOTAL-SHORT											
ASSET 830	633	40742-00032	00000	07/02/04	02/08/10	254.000	4,127.70	5,398.77	1,271.07-L		.00

TAX CODE	OR-OFF SERIAL	SEQ LOT#	DATES	ACQUIRED	TRADE	UNITS	PROCEEDS	TAX COST	FEDERAL G/L	STATE G/L
ASSET 743315103 (CONT'D)						254.000	4,127.70	5,398.77	1,271.07-	.00
TOTAL-LONG										
ASSET 747525103 QUALCOMM INC										
830	612	40743-00003	00000	11/17/09	02/09/10	65.000	2,469.99	2,988.38	518.39-S	.00
830	612	40743-00003	00000	11/17/09	02/09/10	66.000	2,507.99	3,008.94	500.95-S	.00
830	612	40743-00003	00000	11/12/09	02/09/10	60.000	2,279.98	2,694.80	414.82-S	.00
830	612	40743-00003	00000	11/05/09	02/09/10	19.000	722.00	825.36	103.36-S	.00
830	612	40750-00001	00000	11/05/09	02/16/10	37.000	1,440.39	1,607.28	166.89-S	.00
830	612	40750-00001	00000	11/05/09	02/16/10	55.000	2,141.12	2,378.82	237.70-S	.00
830	612	40750-00001	00000	03/31/09	02/16/10	33.000	1,284.68	1,291.70	7.02-S	.00
830	612	40753-00008	00000	03/31/09	02/17/10	16.000	631.08	626.28	4.80 S	.00
830	612	40753-00008	00000	03/24/09	02/17/10	58.000	2,287.66	2,215.43	72.23 S	.00
830	612	40755-00003	00000	03/24/09	02/19/10	33.000	1,309.24	1,260.50	48.74 S	.00
830	612	40755-00003	00000	10/26/06	02/19/10	38.000	1,507.62	1,433.10	74.52 L	.00
830	612	40755-00004	00000	10/26/06	02/19/10	72.000	2,846.31	2,715.34	130.97 L	.00
830	612	40761-00008	00000	10/26/06	02/25/10	72.000	2,658.24	2,715.34	57.10-L	.00
830	612	40761-00009	00000	10/26/06	02/25/10	29.000	1,073.55	1,093.68	20.13-L	.00
830	612	40761-00009	00000	02/04/05	02/25/10	45.000	1,665.85	1,655.10	10.75 L	.00
830	612	40763-00008	00000	02/04/05	03/01/10	5.000	179.99	183.90	3.91-L	.00
830	612	40763-00009	00000	03/13/09	03/01/10	66.000	2,375.91	2,373.90	2.01 S	.00
830	612	40763-00009	00000	03/13/09	03/01/10	86.000	3,089.13	3,093.27	4.14-S	.00
830	612	40764-00005	00000	03/13/09	03/02/10	48.000	1,786.10	1,726.47	59.63 S	.00
830	612	40764-00005	00000	01/23/09	03/02/10	13.000	483.74	463.97	19.77 L	.00
830	612	40764-00006	00000	01/23/09	03/02/10	24.000	913.38	856.56	56.82 L	.00
830	612	40764-00006	00000	11/05/08	03/02/10	35.000	1,332.01	1,247.60	84.41 L	.00
830	612	40816-00012	00000	11/05/08	04/21/10	6.000	256.01	213.87	42.14 L	.00
830	612	40816-00012	00000	11/05/08	04/21/10	40.000	1,706.75	1,416.44	290.31 L	.00
830	612	40816-00012	00000	02/24/05	04/21/10	40.000	1,706.75	1,373.53	333.22 L	.00
830	612	40817-00007	00000	02/24/05	04/22/10	55.000	2,164.65	1,888.60	276.05 L	.00
830	612	40817-00008	00000	02/24/05	04/22/10	55.000	2,152.15	1,888.59	263.56 L	.00
830	612	40818-00005	00000	11/06/08	04/23/10	29.000	1,102.24	978.46	123.78 L	.00
830	612	40818-00005	00000	11/06/08	04/23/10	27.000	1,026.22	909.16	117.06 L	.00
830	612	40820-00007	00000	11/06/08	04/27/10	2.000	75.72	67.34	8.38 L	.00
830	612	40820-00007	00000	11/24/08	04/27/10	25.000	946.52	808.04	138.48 L	.00
830	612	40820-00007	00000	11/24/08	04/27/10	1.000	37.86	31.45	6.41 L	.00
830	612	40820-00008	00000	11/24/08	04/27/10	26.000	1,001.08	817.78	183.30 L	.00
830	612	40957-00043	00000	08/11/10	09/09/10	18.000	732.40	706.52	25.88 S	.00

TAX CODE	OR-OFF SERIAL	SEQ LOT#	DATES	ACQUIRED	TRADE	UNITS	PROCEEDS	TAX COST	FEDERAL G/L	STATE G/L
ASSET 747525103 (CONT'D)						1,299.000	49,894.31	49,555.50	1,739.98-	2,078.79
TOTAL-SHORT										
TOTAL-LONG										
ASSET 74762E102 QUANTA SVCS INC										
830	612	40957-00044	0000	05/13/10	09/09/10	12.000	221.03	274.51	53.48-S	.00
830	612	41012-00003	0000	05/13/10	11/03/10	41.000	733.09	937.92	204.83-S	.00
830	612	41012-00003	0000	05/14/10	11/03/10	52.000	929.77	1,161.33	231.56-S	.00
830	612	41012-00003	0000	05/18/10	11/03/10	24.000	429.12	533.50	104.38-S	.00
830	612	41016-00003	0000	05/18/10	11/08/10	22.000	396.01	489.05	93.04-S	.00
830	612	41016-00003	0000	05/17/10	11/08/10	38.000	684.03	843.53	159.50-S	.00
830	612	41020-00007	0000	05/17/10	11/11/10	7.000	123.65	155.39	31.74-S	.00
830	612	41020-00007	0000	05/19/10	11/11/10	22.000	388.61	478.18	89.57-S	.00
830	612	41020-00008	0000	05/19/10	11/11/10	2.000	35.60	43.47	7.87-S	.00
830	612	41020-00008	0000	05/19/10	11/11/10	25.000	445.01	533.73	88.72-S	.00
TOTAL-SHORT						245.000	4,385.92	5,450.61	1,064.69-	.00
TOTAL-LONG										
ASSET 760975102 RESEARCH IN MOTION LTD										
830	640	40803-00001	0000	02/06/07	04/08/10	19.000	1,323.07	857.45	465.62 L	.00
TOTAL-SHORT						19.000	1,323.07	857.45	465.62	.00
TOTAL-LONG										
ASSET 784117103 SEI INVESTMENT CO										
830	640	40922-00001	0000	05/06/10	08/05/10	51.000	994.64	1,152.65	158.01-S	.00
TOTAL-SHORT						51.000	994.64	1,152.65	158.01-	.00
TOTAL-LONG										
ASSET 79466L302 SALESFORCE.COM										
830	612	40711-00004	0000	11/23/09	01/06/10	35.000	2,612.96	2,248.14	364.82 S	.00
830	612	40711-00005	0000	11/23/09	01/06/10	31.000	2,313.55	1,991.21	322.34 S	.00
830	612	40711-00005	0000	09/10/09	01/06/10	2.000	149.26	110.94	38.32 S	.00
830	612	40742-00041	0000	01/28/10	02/08/10	39.000	2,435.64	2,527.09	91.45-S	.00
830	612	40742-00041	0000	01/27/10	02/08/10	9.000	562.07	583.09	21.02-S	.00
830	612	40918-00003	0000	01/27/10	08/03/10	15.000	1,514.97	971.82	543.15 S	.00
830	612	40918-00004	0000	01/27/10	08/03/10	15.000	1,516.78	971.81	544.97 S	.00
830	612	40957-00045	0000	09/10/09	09/09/10	9.000	1,072.33	499.22	573.11 S	.00
830	612	40957-00046	0000	09/10/09	09/09/10	5.000	594.99	277.34	317.65 S	.00
830	612	40957-00046	0000	08/07/09	09/09/10	14.000	1,665.97	657.98	1,007.99 L	.00
830	612	40971-00001	0000	08/07/09	09/23/10	10.000	1,189.60	469.99	719.61 L	.00
830	612	40971-00001	0000	08/05/09	09/23/10	4.000	475.84	180.36	295.48 L	.00
830	612	40971-00002	0000	08/05/09	09/23/10	12.000	1,427.10	541.10	886.00 L	.00

TAX CODE	OR-OFF SERIAL	SEQ	LOT#	DATES	ACQUIRED	TRADE	UNITS	PROCEEDS	TAX COST	FEDERAL G/L	STATE G/L	
ASSET 806857108 SCHLUMBERGER LTD												
SEDOL 2779201 ISIN AN8068571086												
830	612	40742-00042	00000	01/14/10	02/08/10		14.000	875.14	996.15	121.01-S	.00	
830	612	40742-00042	00000	01/15/10	02/08/10		12.000	750.12	849.68	99.56-S	.00	
830	612	40742-00042	00000	01/08/10	02/08/10		57.000	3,563.09	4,030.06	466.97-S	.00	
830	612	40742-00042	00000	01/08/10	02/08/10		10.000	625.10	702.72	77.62-S	.00	
830	640	40776-00001	00000	06/16/09	03/12/10		25.000	1,602.38	1,431.86	170.52 S	.00	
830	612	40791-00005	00000	01/08/10	03/29/10		46.000	2,885.07	3,232.53	347.46-S	.00	
830	612	40791-00005	00000	01/07/10	03/29/10		17.000	1,066.22	1,175.90	109.68-S	.00	
830	612	40893-00010	00000	01/07/10	07/07/10		35.000	1,971.14	2,420.96	449.82-S	.00	
830	612	40893-00011	00000	01/07/10	07/07/10		8.000	454.42	553.36	98.94-S	.00	
830	612	40893-00011	00000	10/23/09	07/07/10		28.000	1,590.45	1,844.64	254.19-S	.00	
830	612	40957-00047	00000	10/23/09	09/09/10		22.000	1,299.51	1,449.35	149.84-S	.00	
TOTAL-SHORT							274.000	16,682.64	18,687.21	2,004.57-	.00	
TOTAL-LONG												
ASSET 808513105 SCHWAB CHARLES CORP NEW												
830	612	40742-00043	00000	12/28/09	02/08/10		195.000	3,465.30	3,713.95	248.65-S	.00	
830	612	40742-00043	00000	01/07/10	02/08/10		71.000	1,261.73	1,347.23	85.50-S	.00	
830	612	40854-00007	00000	01/07/10	05/28/10		69.000	1,141.25	1,309.28	168.03-S	.00	
830	612	40854-00008	00000	01/07/10	05/28/10		31.000	507.16	588.23	81.07-S	.00	
830	612	40854-00008	00000	10/16/09	05/28/10		40.000	654.39	724.00	69.61-S	.00	
830	612	40859-00005	00000	10/16/09	06/03/10		116.000	1,931.04	2,099.60	168.56-S	.00	
830	612	40859-00006	00000	10/16/09	06/03/10		53.000	872.03	959.30	87.27-S	.00	
830	612	40859-00006	00000	11/10/09	06/03/10		63.000	1,036.57	1,094.69	58.12-S	.00	
830	612	40859-00007	00000	11/10/09	06/03/10		24.000	399.64	417.03	17.39-S	.00	
830	612	40859-00007	00000	03/02/05	06/03/10		94.000	1,565.25	1,009.50	555.75 L	.00	
830	612	40957-00048	00000	03/02/05	09/09/10		40.000	543.59	429.57	114.02 L	.00	
TOTAL-SHORT							796.000	13,377.95	13,692.38	984.20-	.00	
TOTAL-LONG												
ASSET 81211K100 SEALED AIR CORP												
830	633	40742-00033	00000	07/02/04	02/08/10		353.000	6,739.04	9,133.88	2,394.84-L	.00	

TAX CODE	OR-OFF SERIAL	SEQ LOT#	DATES ACQUIRED	TRADE	UNITS	PROCEEDS	TAX COST	FEDERAL G/L	STATE G/L
ASSET 81211K100 (CONT'D)									
TOTAL-LONG					353.000	6,739.04	9,133.88	2,394.84-	.00
ASSET 82481R106 SHIRE PLC									
SPONSORED ADR									
830	612	40742-00044	00000	10/22/09	02/08/10	1,446.52	1,276.14	170.38 S	.00
830	612	40742-00044	00000	09/23/08	02/08/10	925.78	813.97	111.81 L	.00
830	612	40845-00002	00000	09/23/08	05/20/10	296.46	254.36	42.10 L	.00
830	612	40846-00005	00000	09/23/08	05/21/10	406.03	356.11	49.92 L	.00
830	612	40847-00004	00000	09/23/08	05/24/10	232.91	203.49	29.42 L	.00
830	612	40847-00004	00000	09/26/08	05/24/10	174.69	152.50	22.19 L	.00
830	612	40852-00005	00000	09/26/08	05/26/10	234.52	203.33	31.19 L	.00
830	612	40861-00002	00000	09/26/08	06/07/10	2,576.51	2,134.97	441.54 L	.00
830	612	40866-00001	00000	09/26/08	06/10/10	502.66	406.66	96.00 L	.00
830	612	40866-00001	00000	09/30/08	06/10/10	188.50	142.20	46.30 L	.00
830	612	40866-00002	00000	09/30/08	06/10/10	375.49	284.40	91.09 L	.00
TOTAL-SHORT					123.000	7,360.07	6,228.13	170.38	.00
TOTAL-LONG								961.56	.00
ASSET 830566105 SKECHERS U S A INC									
CL A									
830	640	41006-00002	00000	08/03/10	10/28/10	563.27	1,003.17	439.90-S	.00
TOTAL-SHORT					29.000	563.27	1,003.17	439.90-	.00
ASSET 845467109 SOUTHWESTERN ENERGY CO									
830	612	40742-00045	00000	08/19/08	02/08/10	2,348.08	2,044.22	303.86 L	.00
830	612	40893-00012	00000	04/26/10	07/07/10	1,862.99	2,098.35	235.36-S	.00
830	612	40893-00012	00000	08/19/08	07/07/10	950.51	912.60	37.91 L	.00
830	612	40893-00013	00000	08/19/08	07/07/10	2,615.36	2,518.78	96.58 L	.00
830	612	40893-00013	00000	09/09/08	07/07/10	151.61	119.97	31.64 L	.00
830	612	40914-00009	00000	09/09/08	07/28/10	1,007.65	809.77	197.88 L	.00
830	612	40915-00006	00000	09/09/08	07/29/10	1,024.78	839.76	185.02 L	.00
830	612	40916-00004	00000	09/09/08	07/30/10	993.14	809.77	183.37 L	.00
830	612	40917-00001	00000	09/09/08	08/02/10	445.38	359.90	85.48 L	.00
830	612	40917-00001	00000	03/13/09	08/02/10	593.84	437.70	156.14 L	.00
830	612	40918-00005	00000	03/13/09	08/03/10	1,406.20	1,039.54	366.66 L	.00
830	612	40918-00006	00000	03/13/09	08/03/10	1,383.01	1,012.19	370.82 L	.00

REPORT: TMS-TX-23  
 BANK 21 PNC BANK (21)  
 REGION 10 PITTSBURGH  
 OFFICE 001 C & E

GAIN/LOSS FEDERAL REPORT INTERNAL USE ONLY  
 ACCOUNT 0501161 ANNE G CARSON CHARITABLE TRUST  
 FROM: 01/01/10 TO: 12/31/10

PAGE: 39  
 RUN DATE: 05/10/11

TAX CODE	OR-OFF SERIAL	SEQ LOT#	ACQUIRED	TRADE	DATES	UNITS	PROCEEDS	TAX COST	FEDERAL G/L	STATE G/L
ASSET 845467109 (CONT'D)										
			TOTAL-SHORT			388.000	14,782.55	13,002.55	235.36-	.00
			TOTAL-LONG						2,015.36	.00
ASSET 855244109 STARBUCKS CORP										
830	612	40742-00046	00000	01/11/10	02/08/10	47.000	1,035.93	1,089.14	53.21-S	.00
830	612	40957-00049	00000	07/09/10	09/09/10	14.000	347.33	354.00	6.67-S	.00
			TOTAL-SHORT			61.000	1,383.26	1,443.14	59.88-	.00
ASSET 859737207 STERLITE INDUSTRIES INDI ADS										
ADT ISIN US8597372072										
SEDOL B1YX3C8										
830	640	40945-00004	00000	07/17/09	08/30/10	77.000	992.07	898.96	93.11 L	.00
			TOTAL-LONG			77.000	992.07	898.96	93.11	.00
ASSET 867224107 SUNCOR ENERGY INC										
ISIN CA867224107 SEDOL B3NBOP5										
830	640	40750-00001	00000	06/25/09	02/16/10	38.000	1,140.21	1,148.49	8.28-S	.00
			TOTAL-SHORT			38.000	1,140.21	1,148.49	8.28-	.00
ASSET 867652109 SUNPOWER CO.										
830	640	40770-00003	00000	11/06/07	03/08/10	12.000	244.80	1,708.55	1,463.75-L	.00
830	640	40770-00003	00000	09/28/09	03/08/10	20.000	407.99	604.79	196.80-S	.00
			TOTAL-SHORT			32.000	652.79	2,313.34	196.80-	.00
			TOTAL-LONG						1,463.75-	.00
ASSET 87612E106 TARGET CORP										
830	612	40742-00047	00000	01/07/10	02/08/10	45.000	2,201.37	2,259.32	57.95-S	.00
830	612	40742-00047	00000	01/07/10	02/08/10	20.000	978.39	1,004.00	25.61-S	.00
830	612	40957-00050	00000	04/09/10	09/09/10	21.000	1,102.69	1,170.26	67.57-S	.00
830	612	40992-00010	00000	04/09/10	10/14/10	10.000	536.23	557.26	21.03-S	.00
830	612	40992-00010	00000	07/16/10	10/14/10	16.000	857.98	806.42	51.56 S	.00
830	612	40994-00006	00000	07/16/10	10/18/10	21.000	1,133.67	1,058.43	75.24 S	.00
830	612	40994-00006	00000	01/07/10	10/18/10	8.000	431.87	401.60	30.27 S	.00
830	612	40995-00006	00000	01/07/10	10/19/10	19.000	1,021.61	953.80	67.81 S	.00
830	612	40995-00006	00000	07/19/10	10/19/10	26.000	1,398.00	1,298.98	99.02 S	.00
830	612	40995-00006	00000	09/09/09	10/19/10	1.000	53.77	47.60	6.17 L	.00

TAX CODE	OR-OFF SERIAL	SEQ LOT#	ACQUIRED	TRADE	DATES	UNITS	PROCEEDS	TAX COST	FEDERAL G/L	STATE G/L
ASSET 87612E106 (CONT'D)										
						187.000	9,715.58	9,557.67	151.74	.00
									6.17	.00
TOTAL-SHORT										
TOTAL-LONG										
ASSET 881624209 TEVA PHARMACEUTICAL INDS LTD										
						47.000	2,676.20	2,006.93	669.27	.00
						32.000	1,822.10	1,316.56	505.54	.00
						29.000	1,452.12	1,193.13	258.99	.00
						30.000	1,496.95	1,234.27	262.68	.00
						17.000	925.29	699.42	225.87	.00
						23.000	1,226.15	946.27	279.88	.00
						18.000	959.59	739.94	219.65	.00
						196.000	10,558.40	8,136.52	2,421.88	.00
TOTAL-LONG										
ASSET 882508104 TEXAS INSTRUMENTS INC										
						234.000	5,426.39	7,565.29	2,138.90	.00
						110.000	2,550.87	2,704.69	153.82	.00
						85.000	1,971.12	1,494.10	477.02	.00
						429.000	9,948.38	11,764.08	1,615.70	.00
TOTAL-LONG										
ASSET 88579Y101 3M COMPANY										
						21.000	1,752.98	1,491.76	261.22	.00
						21.000	1,752.98	1,491.76	261.22	.00
TOTAL-SHORT										
ASSET 886547108 TIFFANY & CO NEW										
						45.000	1,795.55	2,113.30	317.75	.00
						2.000	79.80	92.16	12.36	.00
						35.000	1,496.98	1,612.80	115.82	.00
						6.000	260.70	276.48	15.78	.00
						19.000	825.57	721.91	103.66	.00
						11.000	477.96	413.50	64.46	.00
						16.000	666.90	601.46	65.44	.00
						69.000	2,876.03	2,412.65	463.38	.00
						1.000	41.64	34.97	6.67	.00
						88.000	3,664.06	2,954.86	709.20	.00

REPORT: TMS-TX-23  
 BANK 21 PNC BANK (21)  
 REGION 10 PITTSBURGH  
 OFFICE 001 C & E

GAIN/LOSS FEDERAL REPORT INTERNAL USE ONLY  
 ACCOUNT 0501161 ANNE G CARSON CHARITABLE TRUST  
 FROM: 01/01/10 TO: 12/31/10

PAGE: 41  
 RUN DATE: 05/10/11

TAX CODE	OR-OFF SERIAL	SEQ LOT#	DATES	ACQUIRED	TRADE	UNITS	PROCEEDS	TAX COST	FEDERAL G/L	STATE G/L
ASSET 886547108 (CONT'D)										
TOTAL-SHORT						292.000	12,185.19	11,234.09	951.10	.00
ASSET 893521104 TRANSATLANTIC HOLDINGS INC										
830	633	40742-00035	00000	07/02/04	02/08/10	78.000	3,725.47	5,148.00	1,422.53-L	.00
TOTAL-LONG						78.000	3,725.47	5,148.00	1,422.53-	.00
ASSET 896239100 TRIMBLE NAVIGATION LTD										
830	640	40903-00004	00000	05/20/08	07/19/10	26.000	737.83	890.56	152.73-L	.00
TOTAL-LONG						26.000	737.83	890.56	152.73-	.00
ASSET 904767704 UNILEVER PLC W/I SPONSORED ADR										
830	612	40742-00050	00000	12/16/09	02/08/10	37.000	1,071.17	1,166.97	95.80-S	.00
830	612	40742-00050	00000	12/16/09	02/08/10	36.000	1,042.22	1,131.12	88.90-S	.00
830	612	40742-00050	00000	12/18/09	02/08/10	63.000	1,823.89	1,958.09	134.20-S	.00
830	612	40748-00001	00000	12/17/09	02/11/10	70.000	2,044.87	2,160.82	115.95-S	.00
830	612	40748-00001	00000	10/19/09	02/11/10	15.000	438.19	460.52	22.33-S	.00
830	612	40749-00002	00000	10/19/09	02/12/10	48.000	1,404.94	1,473.68	68.74-S	.00
830	612	40749-00002	00000	10/19/09	02/12/10	36.000	1,053.71	1,103.23	49.52-S	.00
830	612	40750-00002	00000	10/19/09	02/16/10	26.000	761.19	796.78	35.59-S	.00
830	612	40750-00002	00000	10/19/09	02/16/10	60.000	1,756.60	1,836.51	79.91-S	.00
830	612	40753-00009	00000	10/19/09	02/17/10	21.000	621.01	642.78	21.77-S	.00
830	612	40753-00009	00000	11/11/09	02/17/10	57.000	1,685.58	1,739.66	54.08-S	.00
830	612	40753-00010	00000	11/11/09	02/17/10	67.000	1,979.98	2,044.86	64.88-S	.00
830	612	40753-00010	00000	11/09/09	02/17/10	9.000	265.97	274.00	8.03-S	.00
830	612	40770-00005	00000	11/09/09	03/08/10	89.000	2,665.89	2,709.60	43.71-S	.00
830	612	40770-00005	00000	11/05/09	03/08/10	99.000	2,965.43	2,961.09	4.34-S	.00
830	612	40770-00005	00000	11/05/09	03/08/10	100.000	2,995.38	2,971.36	24.02-S	.00
830	612	40957-00052	00000	07/23/10	09/09/10	15.000	410.39	451.34	40.95-S	.00
830	612	41048-00007	00000	07/23/10	12/09/10	29.000	872.13	872.59	.46-S	.00
830	612	41048-00007	00000	07/23/10	12/09/10	3.000	90.22	89.84	.38-S	.00
830	612	41048-00008	00000	07/23/10	12/09/10	31.000	931.06	928.32	2.74-S	.00
830	612	41049-00011	00000	07/23/10	12/10/10	11.000	329.28	329.40	.12-S	.00
830	612	41049-00011	00000	07/22/10	12/10/10	82.000	2,454.60	2,449.34	5.26-S	.00
830	612	41049-00012	00000	07/22/10	12/10/10	6.000	179.88	179.22	.66-S	.00
830	612	41049-00012	00000	07/21/10	12/10/10	90.000	2,698.27	2,643.26	55.01-S	.00
830	612	41049-00012	00000	07/21/10	12/10/10	89.000	2,668.28	2,613.14	55.14-S	.00

TAX CODE	OR-OFF SERIAL	SEQ LOT#	DATES	ACQUIRED	TRADE	UNITS	PROCEEDS	TAX COST	FEDERAL G/L	STATE G/L
ASSET 904767704 (CONT'D)						1,189.000	35,210.13	35,987.52	777.39-	.00
TOTAL-SHORT										
ASSET 907818108 UNION PACIFIC CORP						37.000	2,264.00	2,118.74	145.26 S	.00
830	612	40742-00051	00000	10/23/09	02/08/10	20.000	1,454.45	1,145.27	309.18 S	.00
830	612	40841-00011	00000	10/23/09	05/18/10	21.000	1,419.67	1,202.53	217.14 S	.00
830	612	40848-00013	00000	10/23/09	05/25/10	19.000	1,300.13	1,088.00	212.13 S	.00
830	612	40848-00014	00000	10/23/09	05/25/10	12.000	857.14	687.16	169.98 S	.00
830	612	40854-00009	00000	10/23/09	05/28/10	3.000	214.29	170.38	43.91 S	.00
830	612	40854-00010	00000	10/23/09	05/28/10	17.000	1,209.25	965.46	243.79 S	.00
830	612	40957-00053	00000	07/28/10	09/09/10	6.000	472.79	448.55	24.24 S	.00
TOTAL-SHORT						135.000	9,191.72	7,826.09	1,365.63	.00
ASSET 911312106 UNITED PARCEL SERVICE CL B						134.000	8,514.40	7,725.84	788.56 S	.00
830	633	40909-00002	00000	02/04/10	07/23/10	134.000	8,514.40	7,725.84	788.56	.00
TOTAL-SHORT										
ASSET 913017109 UNITED TECHNOLOGIES CORP						15.000	985.05	1,073.55	88.50-S	.00
830	612	40742-00052	00000	01/11/10	02/08/10	17.000	1,116.39	1,186.73	70.34-S	.00
830	612	40742-00052	00000	12/18/09	02/08/10	22.000	1,412.27	1,614.30	202.03-S	.00
830	612	40865-00006	00000	04/19/10	06/09/10	11.000	715.32	807.15	91.83-S	.00
830	612	40866-00003	00000	04/19/10	06/10/10	8.000	519.21	561.12	41.91-S	.00
830	612	40957-00054	00000	08/11/10	09/09/10	11.000	758.65	789.97	31.32-S	.00
830	640	40981-00004	00000	01/31/08	10/05/10	11.000	792.08	808.93	16.85-L	.00
830	640	40981-00004	00000	01/28/08	10/05/10	18.000	1,296.13	1,318.69	22.56-L	.00
830	612	40992-00011	00000	08/11/10	10/14/10	10.000	736.83	718.16	18.67 S	.00
830	612	40992-00011	00000	08/11/10	10/14/10	20.000	1,473.65	1,432.30	41.35 S	.00
830	612	40992-00011	00000	03/03/10	10/14/10	2.000	147.36	140.28	7.08 S	.00
TOTAL-SHORT						145.000	9,952.94	10,451.18	458.83-	.00
TOTAL-LONG									39.41-	.00
ASSET 92532F100 VERTEX PHARMACEUTICALS INC						28.000	1,047.22	1,037.73	9.49 S	.00
830	612	40742-00053	00000	08/05/09	02/08/10	20.000	748.01	707.28	40.73 S	.00
830	612	40742-00053	00000	08/06/09	02/08/10	14.000	505.11	511.57	6.46-S	.00
830	612	40957-00055	00000	06/18/10	09/09/10	20.000	670.28	730.82	60.54-S	.00
830	612	41040-00003	00000	06/18/10	12/01/10	14.000	469.19	508.79	39.60-S	.00
830	612	41040-00003	00000	06/22/10	12/01/10					

TAX CODE	OR-OFF	SERIAL	SEQ	LOT#	ACQUIRED	TRADE	DATES	UNITS	PROCEEDS	TAX COST	FEDERAL G/L	STATE G/L
830	612	41041-00002	00000	06/22/10	12/02/10			7,000	234.23	254.40	20.17-S	.00
830	612	41041-00002	00000	08/06/09	12/02/10			20,000	669.21	707.27	38.06-L	.00
830	612	41041-00002	00000	10/07/10	12/02/10			9,000	301.15	312.54	11.39-S	.00
830	612	41042-00004	00000	10/07/10	12/03/10			23,000	773.00	798.71	25.71-S	.00
830	612	41042-00004	00000	02/20/09	12/03/10			11,000	369.70	366.32	3.38 L	.00
830	612	41042-00005	00000	02/20/09	12/03/10			33,000	1,104.56	1,098.96	5.60 L	.00
								199,000	6,891.66	7,034.39	113.65-	.00
											29.08-	.00

ASSET 92826C839 VISA INC CLASS A SHARES												
830	612	40712-00016	00000	04/14/08	01/07/10			12,000	1,032.41	794.09	238.32 L	.00
830	612	40712-00016	00000	09/23/08	01/07/10			13,000	1,118.44	855.63	262.81 L	.00
830	612	40712-00017	00000	09/23/08	01/07/10			10,000	860.80	658.17	202.63 L	.00
830	612	40712-00017	00000	09/18/08	01/07/10			16,000	1,377.29	1,031.99	345.30 L	.00
830	612	40742-00054	00000	09/18/08	02/08/10			28,000	2,336.19	1,805.97	530.22 L	.00
830	612	40742-00054	00000	03/28/08	02/08/10			9,000	750.92	562.14	188.78 L	.00
830	612	40742-00054	00000	03/19/08	02/08/10			30,000	2,503.05	1,797.24	705.81 L	.00
830	612	40876-00021	00000	03/03/10	06/22/10			36,000	2,850.74	3,131.53	280.79-S	.00
830	612	40876-00022	00000	03/03/10	06/22/10			3,000	240.58	260.96	20.38-S	.00
830	612	40876-00022	00000	03/03/10	06/22/10			31,000	2,486.03	2,688.41	202.38-S	.00
830	612	40956-00006	00000	03/03/10	09/08/10			9,000	616.76	780.50	163.74-S	.00
830	612	40956-00006	00000	05/27/10	09/08/10			3,000	205.59	221.97	16.38-S	.00
830	612	40971-00003	00000	05/27/10	09/23/10			16,000	1,140.08	1,183.84	43.76-S	.00
830	612	40971-00003	00000	03/19/08	09/23/10			28,000	1,995.13	1,677.42	317.71 L	.00
830	612	41050-00003	00000	03/19/08	12/13/10			21,000	1,699.89	1,258.07	441.82 L	.00
830	612	41050-00004	00000	03/19/08	12/13/10			19,000	1,538.97	1,138.25	400.72 L	.00
								284,000	22,752.87	19,846.18	727.43-	.00
											3,634.12	.00

ASSET 928563402 VMWARE INC CLASS A												
830	612	40742-00055	00000	10/16/09	02/08/10			40,000	1,778.02	1,794.26	16.24-S	.00
830	612	40742-00055	00000	10/16/09	02/08/10			1,000	44.45	44.85	.40-S	.00
830	640	40888-00005	00000	02/24/10	07/01/10			22,000	1,369.82	1,061.60	308.22 S	.00
830	612	40957-00056	00000	06/22/10	09/09/10			18,000	1,535.55	1,264.73	270.82 S	.00

TAX CODE	OR-OFF SERIAL	SEQ LOT#	ACQUIRED	TRADE	DATES	UNITS	PROCEEDS	TAX COST	FEDERAL G/L	STATE G/L
ASSET 928563402 (CONT'D)										
TOTAL-SHORT						81.000	4,727.84	4,165.44	562.40	.00
ASSET 929160109 VULCAN MATERIALS CO										
830	633	40957-00015	00000	07/02/04	09/09/10	105.000	3,976.29	4,911.05	934.76-L	.00
830	633	40957-00015	00000	03/12/09	09/09/10	10.000	378.69	370.99	7.70 L	.00
830	633	41044-00004	00000	03/12/09	12/07/10	82.000	3,481.15	3,042.13	439.02 L	.00
TOTAL-LONG						197.000	7,836.13	8,324.17	488.04-	.00
ASSET 929297109 WMS INDUSTRIES INC										
830	640	40925-00001	00000	03/16/10	08/10/10	28.000	1,046.07	1,108.02	61.95-S	.00
TOTAL-SHORT						28.000	1,046.07	1,108.02	61.95-	.00
ASSET 949746101 WELLS FARGO & COMPANY										
830	633	40957-00016	00000	07/02/04	09/09/10	230.000	5,894.82	6,555.00	660.18-L	.00
TOTAL-LONG						230.000	5,894.82	6,555.00	660.18-	.00
ASSET 94975J581 WELLS FARGO ADVANTAGE TOTAL RETURN BOND FUND I										
831	000	40861-00001	00000	12/14/09	06/09/10	268.406	3,491.96	3,427.54	64.42 S	.00
831	000	40861-00001	00000	05/07/09	06/09/10	2,037.513	26,508.04	24,898.41	1,609.63 L	.00
TOTAL-SHORT						2,305.919	30,000.00	28,325.95	64.42	.00
TOTAL-LONG									1,609.63	.00
ASSET 966837106 WHOLE FOODS MKT INC										
830	612	40957-00057	00000	04/15/10	09/09/10	15.000	530.54	592.35	61.81-S	.00
TOTAL-SHORT						15.000	530.54	592.35	61.81-	.00
ASSET 983919101 XILINX INC										
830	640	41013-00002	00000	08/10/10	11/04/10	40.000	1,111.43	1,104.66	6.77 S	.00
TOTAL-SHORT						40.000	1,111.43	1,104.66	6.77	.00
ASSET 999763337 PSI DISTRIBUTION FUND										
830	000	40900-00001	00000	01/01/01	07/19/10	1.000	1,455.50	.00	1,455.50 L	.00