



See a Social Security Number? Say Something!
Report Privacy Problems to <https://public.resource.org/privacy>
Or call the IRS Identity Theft Hotline at 1-800-908-4490



NOTICE 2008-6 STATUS CHANGE
Return of Private Foundation
 or Section 4947(a)(1) Nonexempt Charitable Trust
 Treated as a Private Foundation

2010

Department of the Treasury
Internal Revenue Service

Note. The foundation may be able to use a copy of this return to satisfy state reporting requirements.

For calendar year 2010, or tax year beginning _____, and ending _____

G Check all that apply: Initial return Initial return of a former public charity Final return
 Amended return Address change Name change

Name of foundation ARTHUR MAYER CHARITABLE FOUNDATION		A Employer identification number 25-6155876
Number and street (or P O box number if mail is not delivered to street address) PNC BANK NA 620 LIBERTY AVENUE	Room/suite 10THFL	B Telephone number 412-762-8891
City or town, state, and ZIP code PITTSBURGH, PA 15222		C If exemption application is pending, check here <input type="checkbox"/> D 1. Foreign organizations, check here <input type="checkbox"/> 2. Foreign organizations meeting the 85% test, check here and attach computation <input type="checkbox"/>
H Check type of organization: <input checked="" type="checkbox"/> Section 501(c)(3) exempt private foundation <input type="checkbox"/> Section 4947(a)(1) nonexempt charitable trust <input type="checkbox"/> Other taxable private foundation		E If private foundation status was terminated under section 507(b)(1)(A), check here <input type="checkbox"/>
I Fair market value of all assets at end of year (from Part II, col. (c), line 16) ▶ \$ 6,436,250. (Part I, column (d) must be on cash basis.)	J Accounting method: <input checked="" type="checkbox"/> Cash <input type="checkbox"/> Accrual <input type="checkbox"/> Other (specify) _____	F If the foundation is in a 60-month termination under section 507(b)(1)(B), check here <input type="checkbox"/>

Part I Analysis of Revenue and Expenses <small>(The total of amounts in columns (b), (c), and (d) may not necessarily equal the amounts in column (a).)</small>	(a) Revenue and expenses per books	(b) Net investment income	(c) Adjusted net income	(d) Disbursements for charitable purposes (cash basis only)
1 Contributions, gifts, grants, etc., received			N/A	
2 Check <input checked="" type="checkbox"/> if the foundation is not required to attach Sch B				
3 Interest on savings and temporary cash investments	83.	83.		STATEMENT 2
4 Dividends and interest from securities	128,179.	128,251.		STATEMENT 3
5a Gross rents				
b Net rental income or (loss)				
6a Net gain or (loss) from sale of assets not on line 10	287,792.			STATEMENT 1
b Gross sales price for all assets on line 6a ... 2,146,480.				
7 Capital gain net income (from Part IV, line 2)		282,916.		
8 Net short-term capital gain				
9 Income modifications				
10a Gross sales less returns and allowances				
b Less Cost of goods sold				
c Gross profit or (loss)	6,996.	274.		STATEMENT 4
11 Other income	423,050.	411,524.		
12 Total. Add lines 1 through 11	42,643.	40,511.		2,132.
13 Compensation of officers, directors, trustees, etc				
14 Other employee salaries and wages				
15 Pension plans, employee benefits				
16a Legal fees STMT 5	1,685.	1,685.		0.
b Accounting fees STMT 6	700.	0.		700.
c Other professional fees				
17 Interest				
18 Taxes STMT 7	221.	221.		0.
19 Depreciation and depletion				
20 Occupancy				
21 Travel, conferences, and meetings				
22 Printing and publications				
23 Other expenses STMT 8	17,724.	17,724.		0.
24 Total operating and administrative expenses. Add lines 13 through 23	62,973.	60,141.		2,832.
25 Contributions, gifts, grants paid	272,553.			272,553.
26 Total expenses and disbursements. Add lines 24 and 25	335,526.	60,141.		275,385.
27 Subtract line 26 from line 12:				
a Excess of revenue over expenses and disbursements	87,524.			
b Net investment income (if negative, enter -0-)		351,383.		
c Adjusted net income (if negative, enter -0-)			N/A	

21-10-001-0333396

614 24

ENVELOPE POSTMARK DATE NOV 0 1 2011

SCANNED NOV 23 2011

RECEIVED
 NOV 08 2011
 OGDEN, UT
 IRS OSC

Part II Balance Sheets Attached schedules and amounts in the description column should be for end-of-year amounts only

	Beginning of year		End of year	
	(a) Book Value	(b) Book Value	(c) Fair Market Value	
Assets				
1 Cash - non-interest-bearing				
2 Savings and temporary cash investments	137,652.	156,494.	156,494.	
3 Accounts receivable ▶ Less: allowance for doubtful accounts ▶				
4 Pledges receivable ▶ Less: allowance for doubtful accounts ▶				
5 Grants receivable				
6 Receivables due from officers, directors, trustees, and other disqualified persons				
7 Other notes and loans receivable ▶ Less: allowance for doubtful accounts ▶				
8 Inventories for sale or use				
9 Prepaid expenses and deferred charges				
10a Investments - U.S. and state government obligations				
b Investments - corporate stock STMT 10	0.	2,111,543.	2,814,394.	
c Investments - corporate bonds				
11 Investments - land, buildings, and equipment basis ▶ Less accumulated depreciation ▶				
12 Investments - mortgage loans				
13 Investments - other STMT 11	5,059,094.	3,016,229.	3,465,362.	
14 Land, buildings, and equipment basis ▶ Less accumulated depreciation ▶				
15 Other assets (describe ▶)				
16 Total assets (to be completed by all filers)	5,196,746.	5,284,266.	6,436,250.	
Liabilities				
17 Accounts payable and accrued expenses				
18 Grants payable				
19 Deferred revenue				
20 Loans from officers, directors, trustees, and other disqualified persons				
21 Mortgages and other notes payable				
22 Other liabilities (describe ▶)				
23 Total liabilities (add lines 17 through 22)	0.	0.		
Net Assets or Fund Balances				
Foundations that follow SFAS 117, check here <input type="checkbox"/> and complete lines 24 through 26 and lines 30 and 31.				
24 Unrestricted				
25 Temporarily restricted				
26 Permanently restricted				
Foundations that do not follow SFAS 117, check here <input checked="" type="checkbox"/> and complete lines 27 through 31.				
27 Capital stock, trust principal, or current funds	5,194,828.	5,281,032.		
28 Paid-in or capital surplus, or land, bldg., and equipment fund	0.	0.		
29 Retained earnings, accumulated income, endowment, or other funds	1,918.	3,234.		
30 Total net assets or fund balances	5,196,746.	5,284,266.		
31 Total liabilities and net assets/fund balances	5,196,746.	5,284,266.		

Part III Analysis of Changes in Net Assets or Fund Balances

1 Total net assets or fund balances at beginning of year - Part II, column (a), line 30 (must agree with end-of-year figure reported on prior year's return)	1	5,196,746.
2 Enter amount from Part I, line 27a	2	87,524.
3 Other increases not included in line 2 (itemize) ▶	3	0.
4 Add lines 1, 2, and 3	4	5,284,270.
5 Decreases not included in line 2 (itemize) ▶ SEE STATEMENT 9	5	4.
6 Total net assets or fund balances at end of year (line 4 minus line 5) - Part II, column (b), line 30	6	5,284,266.

Part IV Capital Gains and Losses for Tax on Investment Income

(a) List and describe the kind(s) of property sold (e.g., real estate, 2-story brick warehouse; or common stock, 200 shs. MLC Co.)	(b) How acquired P - Purchase D - Donation	(c) Date acquired (mo., day, yr.)	(d) Date sold (mo., day, yr.)
1a LONG TERM CAPITAL GAIN DISTRIBUTION	P		
b SHORT TERM CAPITAL GAIN DISTRIBUTION	P		
c SALES OF PUBLICLY TRADED SECURITIES	P		
d CLASS ACTION SETTLEMENTS	P		
e			

(e) Gross sales price	(f) Depreciation allowed (or allowable)	(g) Cost or other basis plus expense of sale	(h) Gain or (loss) (e) plus (f) minus (g)
a 13,095.			13,095.
b 26,461.			26,461.
c 2,106,924.		1,870,212.	236,712.
d 6,748.		100.	6,648.
e			

Complete only for assets showing gain in column (h) and owned by the foundation on 12/31/69			(l) Gains (Col. (h) gain minus col. (k), but not less than -0-) or Losses (from col. (h))
(i) F.M.V. as of 12/31/69	(j) Adjusted basis as of 12/31/69	(k) Excess of col. (i) over col. (j), if any	
a			13,095.
b			26,461.
c			236,712.
d			6,648.
e			

2 Capital gain net income or (net capital loss)	{ If gain, also enter in Part I, line 7 If (loss), enter -0- in Part I, line 7	2	282,916.
3 Net short-term capital gain or (loss) as defined in sections 1222(5) and (6): If gain, also enter in Part I, line 8, column (c). If (loss), enter -0- in Part I, line 8		3	N/A

Part V Qualification Under Section 4940(e) for Reduced Tax on Net Investment Income

(For optional use by domestic private foundations subject to the section 4940(a) tax on net investment income.)

If section 4940(d)(2) applies, leave this part blank.

Was the foundation liable for the section 4942 tax on the distributable amount of any year in the base period?

Yes No

If "Yes," the foundation does not qualify under section 4940(e). Do not complete this part.

1 Enter the appropriate amount in each column for each year; see instructions before making any entries.

(a) Base period years Calendar year (or tax year beginning in)	(b) Adjusted qualifying distributions	(c) Net value of noncharitable-use assets	(d) Distribution ratio (col. (b) divided by col. (c))
2009			
2008			
2007			
2006			
2005			

2 Total of line 1, column (d)	2	
3 Average distribution ratio for the 5-year base period - divide the total on line 2 by 5, or by the number of years the foundation has been in existence if less than 5 years	3	
4 Enter the net value of noncharitable-use assets for 2010 from Part X, line 5	4	
5 Multiply line 4 by line 3	5	
6 Enter 1% of net investment income (1% of Part I, line 27b)	6	
7 Add lines 5 and 6	7	
8 Enter qualifying distributions from Part XII, line 4	8	

If line 8 is equal to or greater than line 7, check the box in Part VI, line 1b, and complete that part using a 1% tax rate. See the Part VI instructions.

Part VI Excise Tax Based on Investment Income (Section 4940(a), 4940(b), 4940(e), or 4948 - see instructions)

1a Exempt operating foundations described in section 4940(d)(2), check here <input type="checkbox"/> and enter "N/A" on line 1. Date of ruling or determination letter: _____ (attach copy of letter if necessary-see instructions)	}	1	7,028.
b Domestic foundations that meet the section 4940(e) requirements in Part V, check here <input type="checkbox"/> and enter 1% of Part I, line 27b		2	0.
c All other domestic foundations enter 2% of line 27b. Exempt foreign organizations enter 4% of Part I, line 12, col. (b).		3	7,028.
2 Tax under section 511 (domestic section 4947(a)(1) trusts and taxable foundations only. Others enter -0-)		4	0.
3 Add lines 1 and 2		5	7,028.
4 Subtitle A (income) tax (domestic section 4947(a)(1) trusts and taxable foundations only. Others enter -0-)			
5 Tax based on investment income. Subtract line 4 from line 3. If zero or less, enter -0-			
6 Credits/Payments:			
a 2010 estimated tax payments and 2009 overpayment credited to 2010	6a		
b Exempt foreign organizations - tax withheld at source	6b		
c Tax paid with application for extension of time to file (Form 8868)	6c		
d Backup withholding erroneously withheld	6d		
7 Total credits and payments. Add lines 6a through 6d	7		0.
8 Enter any penalty for underpayment of estimated tax. Check here <input type="checkbox"/> if Form 2220 is attached	8		
9 Tax due. If the total of lines 5 and 8 is more than line 7, enter amount owed	9		7,028.
10 Overpayment. If line 7 is more than the total of lines 5 and 8, enter the amount overpaid	10		
11 Enter the amount of line 10 to be: Credited to 2011 estimated tax <input type="checkbox"/> Refunded <input type="checkbox"/>	11		

Part VII-A Statements Regarding Activities

	Yes	No
1a During the tax year, did the foundation attempt to influence any national, state, or local legislation or did it participate or intervene in any political campaign?		X
1b Did it spend more than \$100 during the year (either directly or indirectly) for political purposes (see instructions for definition)? <i>If the answer is "Yes" to 1a or 1b, attach a detailed description of the activities and copies of any materials published or distributed by the foundation in connection with the activities.</i>		X
1c Did the foundation file Form 1120-POL for this year?		X
2 Enter the amount (if any) of tax on political expenditures (section 4955) imposed during the year: (1) On the foundation. $\$$ 0. (2) On foundation managers. $\$$ 0.		
e Enter the reimbursement (if any) paid by the foundation during the year for political expenditure tax imposed on foundation managers. $\$$ 0.		
2 Has the foundation engaged in any activities that have not previously been reported to the IRS? <i>If "Yes," attach a detailed description of the activities.</i>		X
3 Has the foundation made any changes, not previously reported to the IRS, in its governing instrument, articles of incorporation, or bylaws, or other similar instruments? <i>If "Yes," attach a conformed copy of the changes</i>		X
4a Did the foundation have unrelated business gross income of \$1,000 or more during the year?		X
b If "Yes," has it filed a tax return on Form 990-T for this year?	N/A	
5 Was there a liquidation, termination, dissolution, or substantial contraction during the year? <i>If "Yes," attach the statement required by General Instruction T.</i>		X
6 Are the requirements of section 508(e) (relating to sections 4941 through 4945) satisfied either: • By language in the governing instrument, or • By state legislation that effectively amends the governing instrument so that no mandatory directions that conflict with the state law remain in the governing instrument?	X	
7 Did the foundation have at least \$5,000 in assets at any time during the year? <i>If "Yes," complete Part II, col. (c), and Part XV.</i>	X	
8a Enter the states to which the foundation reports or with which it is registered (see instructions) <u>PA</u>		
b If the answer is "Yes" to line 7, has the foundation furnished a copy of Form 990-PF to the Attorney General (or designate) of each state as required by General Instruction G? <i>If "No," attach explanation</i>	X	
9 Is the foundation claiming status as a private operating foundation within the meaning of section 4942(j)(3) or 4942(j)(5) for calendar year 2010 or the taxable year beginning in 2010 (see instructions for Part XIV)? <i>If "Yes," complete Part XIV</i>		X
10 Did any persons become substantial contributors during the tax year? <i>If "Yes," attach a schedule listing their names and addresses</i>		X

Part VII-A Statements Regarding Activities (continued)

<p>11 At any time during the year, did the foundation, directly or indirectly, own a controlled entity within the meaning of section 512(b)(13)? If "Yes," attach schedule (see instructions)</p>	11		X
<p>12 Did the foundation acquire a direct or indirect interest in any applicable insurance contract before August 17, 2008?</p>	12		X
<p>13 Did the foundation comply with the public inspection requirements for its annual returns and exemption application? Website address ► <u>N/A</u></p>	13	X	
<p>14 The books are in care of ► <u>PNC BANK, N.A.</u> Telephone no. ► <u>412-762-8891</u> Located at ► <u>620 LIBERTY AVENUE 10TH FL, PITTSBURGH, PA</u> ZIP+4 ► <u>15222-2705</u></p>			
<p>15 Section 4947(a)(1) nonexempt charitable trusts filing Form 990-PF in lieu of Form 1041 - Check here and enter the amount of tax-exempt interest received or accrued during the year</p>	15	N/A	<input type="checkbox"/>
<p>16 At any time during calendar year 2010, did the foundation have an interest in or a signature or other authority over a bank, securities, or other financial account in a foreign country? See page 20 of the instructions for exceptions and filing requirements for Form TD F 90-22.1. If "Yes," enter the name of the foreign country ►</p>	16	Yes	No X

Part VII-B Statements Regarding Activities for Which Form 4720 May Be Required

File Form 4720 if any item is checked in the "Yes" column, unless an exception applies.

		Yes	No
<p>1a During the year did the foundation (either directly or indirectly):</p> <p>(1) Engage in the sale or exchange, or leasing of property with a disqualified person? <input type="checkbox"/> Yes <input checked="" type="checkbox"/> No</p> <p>(2) Borrow money from, lend money to, or otherwise extend credit to (or accept it from) a disqualified person? <input type="checkbox"/> Yes <input checked="" type="checkbox"/> No</p> <p>(3) Furnish goods, services, or facilities to (or accept them from) a disqualified person? <input type="checkbox"/> Yes <input checked="" type="checkbox"/> No</p> <p>(4) Pay compensation to, or pay or reimburse the expenses of, a disqualified person? <input checked="" type="checkbox"/> Yes <input type="checkbox"/> No</p> <p>(5) Transfer any income or assets to a disqualified person (or make any of either available for the benefit or use of a disqualified person)? <input type="checkbox"/> Yes <input checked="" type="checkbox"/> No</p> <p>(6) Agree to pay money or property to a government official? (Exception. Check "No" if the foundation agreed to make a grant to or to employ the official for a period after termination of government service, if terminating within 90 days.) <input type="checkbox"/> Yes <input checked="" type="checkbox"/> No</p>			
<p>b If any answer is "Yes" to 1a(1)-(6), did any of the acts fail to qualify under the exceptions described in Regulations section 53.4941(d)-3 or in a current notice regarding disaster assistance (see page 22 of the instructions)? Organizations relying on a current notice regarding disaster assistance check here</p>	1b		X
<p>c Did the foundation engage in a prior year in any of the acts described in 1a, other than excepted acts, that were not corrected before the first day of the tax year beginning in 2010?</p>	1c		X
<p>2 Taxes on failure to distribute income (section 4942) (does not apply for years the foundation was a private operating foundation defined in section 4942(j)(3) or 4942(j)(5)):</p>			
<p>a At the end of tax year 2010, did the foundation have any undistributed income (lines 6d and 6e, Part XIII) for tax year(s) beginning before 2010? If "Yes," list the years ►</p>			<input type="checkbox"/> Yes <input checked="" type="checkbox"/> No
<p>b Are there any years listed in 2a for which the foundation is not applying the provisions of section 4942(a)(2) (relating to incorrect valuation of assets) to the year's undistributed income? (If applying section 4942(a)(2) to all years listed, answer "No" and attach statement - see instructions.)</p>	2b	N/A	
<p>c If the provisions of section 4942(a)(2) are being applied to any of the years listed in 2a, list the years here. ►</p>			
<p>3a Did the foundation hold more than a 2% direct or indirect interest in any business enterprise at any time during the year?</p>			<input type="checkbox"/> Yes <input checked="" type="checkbox"/> No
<p>b If "Yes," did it have excess business holdings in 2010 as a result of (1) any purchase by the foundation or disqualified persons after May 26, 1969; (2) the lapse of the 5-year period (or longer period approved by the Commissioner under section 4943(c)(7)) to dispose of holdings acquired by gift or bequest; or (3) the lapse of the 10-, 15-, or 20-year first phase holding period? (Use Schedule C, Form 4720, to determine if the foundation had excess business holdings in 2010.)</p>	3b	N/A	
<p>4a Did the foundation invest during the year any amount in a manner that would jeopardize its charitable purposes?</p>	4a		X
<p>b Did the foundation make any investment in a prior year (but after December 31, 1969) that could jeopardize its charitable purpose that had not been removed from jeopardy before the first day of the tax year beginning in 2010?</p>	4b		X

Part VII-B Statements Regarding Activities for Which Form 4720 May Be Required (continued)

5a During the year did the foundation pay or incur any amount to:

- (1) Carry on propaganda, or otherwise attempt to influence legislation (section 4945(e))? Yes No
- (2) Influence the outcome of any specific public election (see section 4955); or to carry on, directly or indirectly, any voter registration drive? Yes No
- (3) Provide a grant to an individual for travel, study, or other similar purposes? Yes No
- (4) Provide a grant to an organization other than a charitable, etc., organization described in section 509(a)(1), (2), or (3), or section 4940(d)(2)? Yes No
- (5) Provide for any purpose other than religious, charitable, scientific, literary, or educational purposes, or for the prevention of cruelty to children or animals? Yes No

b If any answer is "Yes" to 5a(1)-(5), did any of the transactions fail to qualify under the exceptions described in Regulations section 53.4945 or in a current notice regarding disaster assistance (see instructions)? Yes No
 Organizations relying on a current notice regarding disaster assistance check here N/A

c If the answer is "Yes" to question 5a(4), does the foundation claim exemption from the tax because it maintained expenditure responsibility for the grant? Yes No
 If "Yes," attach the statement required by Regulations section 53.4945-5(d). N/A

6a Did the foundation, during the year, receive any funds, directly or indirectly, to pay premiums on a personal benefit contract? Yes No

b Did the foundation, during the year, pay premiums, directly or indirectly, on a personal benefit contract? Yes No
 If "Yes" to 6b, file Form 8870.

7a At any time during the tax year, was the foundation a party to a prohibited tax shelter transaction? Yes No

b If "Yes," did the foundation receive any proceeds or have any net income attributable to the transaction? Yes No N/A

Part VIII Information About Officers, Directors, Trustees, Foundation Managers, Highly Paid Employees, and Contractors

1 List all officers, directors, trustees, foundation managers and their compensation.

(a) Name and address	(b) Title, and average hours per week devoted to position	(c) Compensation (If not paid, enter -0-)	(d) Contributions to employee benefit plans and deferred compensation	(e) Expense account, other allowances
PNC BANK, N.A. 620 LIBERTY AVE PITTSBURGH, PA 15222	TRUSTEE 9.00	42,643.	0.	0.

2 Compensation of five highest-paid employees (other than those included on line 1). If none, enter "NONE."

(a) Name and address of each employee paid more than \$50,000	(b) Title, and average hours per week devoted to position	(c) Compensation	(d) Contributions to employee benefit plans and deferred compensation	(e) Expense account, other allowances
NONE				

Total number of other employees paid over \$50,000 0

Part VIII Information About Officers, Directors, Trustees, Foundation Managers, Highly Paid Employees, and Contractors (continued)

3 Five highest-paid independent contractors for professional services. If none, enter "NONE."

(a) Name and address of each person paid more than \$50,000	(b) Type of service	(c) Compensation
NONE		

Total number of others receiving over \$50,000 for professional services 0

Part IX-A Summary of Direct Charitable Activities

List the foundation's four largest direct charitable activities during the tax year. Include relevant statistical information such as the number of organizations and other beneficiaries served, conferences convened, research papers produced, etc.

	Expenses
1 N/A	
2	
3	
4	

Part IX-B Summary of Program-Related Investments

Describe the two largest program-related investments made by the foundation during the tax year on lines 1 and 2.

	Amount
1 N/A	
2	
3 All other program-related investments. See instructions.	

Total. Add lines 1 through 3 0.

Part X Minimum Investment Return (All domestic foundations must complete this part. Foreign foundations, see instructions.)

1 Fair market value of assets not used (or held for use) directly in carrying out charitable, etc., purposes:		
a Average monthly fair market value of securities	1a	6,150,299.
b Average of monthly cash balances	1b	
c Fair market value of all other assets	1c	
d Total (add lines 1a, b, and c)	1d	6,150,299.
e Reduction claimed for blockage or other factors reported on lines 1a and 1c (attach detailed explanation)	1e	0.
2 Acquisition indebtedness applicable to line 1 assets	2	0.
3 Subtract line 2 from line 1d	3	6,150,299.
4 Cash deemed held for charitable activities. Enter 1 1/2% of line 3 (for greater amount, see instructions)	4	92,254.
5 Net value of noncharitable-use assets. Subtract line 4 from line 3. Enter here and on Part V, line 4	5	6,058,045.
6 Minimum investment return. Enter 5% of line 5	6	302,902.

Part XI Distributable Amount (see instructions) (Section 4942(j)(3) and (j)(5) private operating foundations and certain foreign organizations check here and do not complete this part.)

1 Minimum investment return from Part X, line 6		1	302,902.
2a Tax on investment income for 2010 from Part VI, line 5	2a	7,028.	
b Income tax for 2010. (This does not include the tax from Part VI.)	2b		
c Add lines 2a and 2b	2c	7,028.	
3 Distributable amount before adjustments. Subtract line 2c from line 1	3	295,874.	
4 Recoveries of amounts treated as qualifying distributions	4	0.	
5 Add lines 3 and 4	5	295,874.	
6 Deduction from distributable amount (see instructions)	6	0.	
7 Distributable amount as adjusted. Subtract line 6 from line 5. Enter here and on Part XIII, line 1	7	295,874.	

Part XII Qualifying Distributions (see instructions)

1 Amounts paid (including administrative expenses) to accomplish charitable, etc., purposes:		
a Expenses, contributions, gifts, etc. - total from Part I, column (d), line 26	1a	275,385.
b Program-related investments - total from Part IX-B	1b	0.
2 Amounts paid to acquire assets used (or held for use) directly in carrying out charitable, etc., purposes	2	
3 Amounts set aside for specific charitable projects that satisfy the:		
a Suitability test (prior IRS approval required)	3a	
b Cash distribution test (attach the required schedule)	3b	
4 Qualifying distributions. Add lines 1a through 3b. Enter here and on Part V, line 8, and Part XIII, line 4	4	275,385.
5 Foundations that qualify under section 4940(e) for the reduced rate of tax on net investment income. Enter 1% of Part I, line 27b	5	0.
6 Adjusted qualifying distributions. Subtract line 5 from line 4	6	275,385.

Note. The amount on line 6 will be used in Part V, column (b), in subsequent years when calculating whether the foundation qualifies for the section 4940(e) reduction of tax in those years.

Part XIII Undistributed Income (see instructions)

	(a) Corpus	(b) Years prior to 2009	(c) 2009	(d) 2010
1 Distributable amount for 2010 from Part XI, line 7				295,874.
2 Undistributed income, if any, as of the end of 2010				
a Enter amount for 2009 only			0.	
b Total for prior years:		0.		
3 Excess distributions carryover, if any, to 2010:				
a From 2005				
b From 2006				
c From 2007				
d From 2008				
e From 2009				
f Total of lines 3a through e	0.			
4 Qualifying distributions for 2010 from Part XII, line 4: ▶ \$ 275,385.				
a Applied to 2009, but not more than line 2a			0.	
b Applied to undistributed income of prior years (Election required - see instructions)		0.		
c Treated as distributions out of corpus (Election required - see instructions)	0.			
d Applied to 2010 distributable amount				275,385.
e Remaining amount distributed out of corpus	0.			
5 Excess distributions carryover applied to 2010 (if an amount appears in column (d), the same amount must be shown in column (a).)	0.			0.
6 Enter the net total of each column as indicated below:				
a Corpus. Add lines 3f, 4c, and 4e. Subtract line 5	0.			
b Prior years' undistributed income. Subtract line 4b from line 2b		0.		
c Enter the amount of prior years' undistributed income for which a notice of deficiency has been issued, or on which the section 4942(a) tax has been previously assessed		0.		
d Subtract line 6c from line 6b. Taxable amount - see instructions		0.		
e Undistributed income for 2009. Subtract line 4a from line 2a. Taxable amount - see instr.			0.	
f Undistributed income for 2010. Subtract lines 4d and 5 from line 1. This amount must be distributed in 2011				20,489.
7 Amounts treated as distributions out of corpus to satisfy requirements imposed by section 170(b)(1)(F) or 4942(g)(3)	0.			
8 Excess distributions carryover from 2005 not applied on line 5 or line 7	0.			
9 Excess distributions carryover to 2011. Subtract lines 7 and 8 from line 6a	0.			
10 Analysis of line 9:				
a Excess from 2006				
b Excess from 2007				
c Excess from 2008				
d Excess from 2009				
e Excess from 2010				

Part XIV Private Operating Foundations (see instructions and Part VII-A, question 9)

N/A

1 a If the foundation has received a ruling or determination letter that it is a private operating foundation, and the ruling is effective for 2010, enter the date of the ruling

b Check box to indicate whether the foundation is a private operating foundation described in section 4942(j)(3) or 4942(j)(5)

	Tax year	Prior 3 years			(e) Total
	(a) 2010	(b) 2009	(c) 2008	(d) 2007	
2 a Enter the lesser of the adjusted net income from Part I or the minimum investment return from Part X for each year listed					
b 85% of line 2a					
c Qualifying distributions from Part XII, line 4 for each year listed					
d Amounts included in line 2c not used directly for active conduct of exempt activities					
e Qualifying distributions made directly for active conduct of exempt activities. Subtract line 2d from line 2c					
3 Complete 3a, b, or c for the alternative test relied upon:					
a "Assets" alternative test - enter:					
(1) Value of all assets					
(2) Value of assets qualifying under section 4942(j)(3)(B)(i)					
b "Endowment" alternative test - enter 2/3 of minimum investment return shown in Part X, line 6 for each year listed					
c "Support" alternative test - enter:					
(1) Total support other than gross investment income (interest, dividends, rents, payments on securities loans (section 512(a)(5)), or royalties)					
(2) Support from general public and 5 or more exempt organizations as provided in section 4942(j)(3)(B)(iii)					
(3) Largest amount of support from an exempt organization					
(4) Gross investment income					

Part XV Supplementary Information (Complete this part only if the foundation had \$5,000 or more in assets at any time during the year-see the instructions.)

1 Information Regarding Foundation Managers:

a List any managers of the foundation who have contributed more than 2% of the total contributions received by the foundation before the close of any tax year (but only if they have contributed more than \$5,000). (See section 507(d)(2).)

NONE

b List any managers of the foundation who own 10% or more of the stock of a corporation (or an equally large portion of the ownership of a partnership or other entity) of which the foundation has a 10% or greater interest.

NONE

2 Information Regarding Contribution, Grant, Gift, Loan, Scholarship, etc., Programs:

Check here if the foundation only makes contributions to preselected charitable organizations and does not accept unsolicited requests for funds. If the foundation makes gifts, grants, etc. (see instructions) to individuals or organizations under other conditions, complete items 2a, b, c, and d.

a The name, address, and telephone number of the person to whom applications should be addressed:

b The form in which applications should be submitted and information and materials they should include:

c Any submission deadlines:

d Any restrictions or limitations on awards, such as by geographical areas, charitable fields, kinds of institutions, or other factors:

Part XVI-A Analysis of Income-Producing Activities

Enter gross amounts unless otherwise indicated.

Table with 5 columns: (a) Business code, (b) Amount, (c) Exclusion code, (d) Amount, (e) Related or exempt function income. Rows include: 1 Program service revenue (a-g), 2 Membership dues and assessments, 3 Interest on savings and temporary cash investments, 4 Dividends and interest from securities, 5 Net rental income or (loss) from real estate (a-b), 6 Net rental income or (loss) from personal property, 7 Other investment income, 8 Gain or (loss) from sales of assets other than inventory, 9 Net income or (loss) from special events, 10 Gross profit or (loss) from sales of inventory, 11 Other revenue (a-c: CLASS ACTION PROCEEDS, FOREIGN TAX REFUNDS, RETURN OF CAPITAL), 12 Subtotal, 13 Total.

Part XVI-B Relationship of Activities to the Accomplishment of Exempt Purposes

Table with 2 columns: Line No., Explain below how each activity for which income is reported in column (e) of Part XVI-A contributed importantly to the accomplishment of the foundation's exempt purposes (other than by providing funds for such purposes).

FORM 990-PF GAIN OR (LOSS) FROM SALE OF ASSETS STATEMENT 1

(A) DESCRIPTION OF PROPERTY			MANNER ACQUIRED	DATE ACQUIRED	DATE SOLD
LONG TERM CAPITAL GAIN DISTRIBUTION			PURCHASED		
	(B) GROSS SALES PRICE	(C) COST OR OTHER BASIS	(D) EXPENSE OF SALE	(E) DEPREC.	(F) GAIN OR LOSS
	13,095.	0.	0.	0.	13,095.

(A) DESCRIPTION OF PROPERTY			MANNER ACQUIRED	DATE ACQUIRED	DATE SOLD
SHORT TERM CAPITAL GAIN DISTRIBUTION			PURCHASED		
	(B) GROSS SALES PRICE	(C) COST OR OTHER BASIS	(D) EXPENSE OF SALE	(E) DEPREC.	(F) GAIN OR LOSS
	26,461.	0.	0.	0.	26,461.

(A) DESCRIPTION OF PROPERTY			MANNER ACQUIRED	DATE ACQUIRED	DATE SOLD
SALES OF PUBLICLY TRADED SECURITIES			PURCHASED		
	(B) GROSS SALES PRICE	(C) COST OR OTHER BASIS	(D) EXPENSE OF SALE	(E) DEPREC.	(F) GAIN OR LOSS
	2,106,924.	1,858,688.	0.	0.	248,236.

CAPITAL GAINS DIVIDENDS FROM PART IV					0.
TOTAL TO FORM 990-PF, PART I, LINE 6A					287,792.

FORM 990-PF INTEREST ON SAVINGS AND TEMPORARY CASH INVESTMENTS STATEMENT 2

SOURCE	AMOUNT
MONEY MARKET AND OTHER TEMPORARY INVESTMENTS	83.
TOTAL TO FORM 990-PF, PART I, LINE 3, COLUMN A	83.

FORM 990-PF DIVIDENDS AND INTEREST FROM SECURITIES STATEMENT 3

SOURCE	GROSS AMOUNT	CAPITAL GAINS DIVIDENDS	COLUMN (A) AMOUNT
TRUST INVESTMENT INCOME	128,179.	0.	128,179.
TOTAL TO FM 990-PF, PART I, LN 4	128,179.	0.	128,179.

FORM 990-PF OTHER INCOME STATEMENT 4

DESCRIPTION	(A) REVENUE PER BOOKS	(B) NET INVESTMENT INCOME	(C) ADJUSTED NET INCOME
PARTNERSHIP INCOME	70.	0.	
CLASS ACTION PROCEEDS	6,648.	0.	
FOREIGN TAX REFUNDS	274.	274.	
RETURN OF CAPITAL	4.	0.	
TOTAL TO FORM 990-PF, PART I, LINE 11	6,996.	274.	

FORM 990-PF LEGAL FEES STATEMENT 5

DESCRIPTION	(A) EXPENSES PER BOOKS	(B) NET INVESTMENT INCOME	(C) ADJUSTED NET INCOME	(D) CHARITABLE PURPOSES
LEGAL FEES	1,685.	1,685.		0.
TO FM 990-PF, PG 1, LN 16A	1,685.	1,685.		0.

FORM 990-PF ACCOUNTING FEES STATEMENT 6

DESCRIPTION	(A) EXPENSES PER BOOKS	(B) NET INVEST- MENT INCOME	(C) ADJUSTED NET INCOME	(D) CHARITABLE PURPOSES
TAX PREP FEE	700.	0.		700.
TO FORM 990-PF, PG 1, LN 16B	700.	0.		700.

FORM 990-PF TAXES STATEMENT 7

DESCRIPTION	(A) EXPENSES PER BOOKS	(B) NET INVEST- MENT INCOME	(C) ADJUSTED NET INCOME	(D) CHARITABLE PURPOSES
GROSS FORIEGN TAXES	221.	221.		0.
TO FORM 990-PF, PG 1, LN 18	221.	221.		0.

FORM 990-PF OTHER EXPENSES STATEMENT 8

DESCRIPTION	(A) EXPENSES PER BOOKS	(B) NET INVEST- MENT INCOME	(C) ADJUSTED NET INCOME	(D) CHARITABLE PURPOSES
MAP MANAGER FEES	17,213.	17,213.		0.
ACCOUNT MAINTENANCE FEES	500.	500.		0.
PROCESSING FEE ON FOREIGN DIVIDENDS	11.	11.		0.
TO FORM 990-PF, PG 1, LN 23	17,724.	17,724.		0.

FORM 990-PF OTHER DECREASES IN NET ASSETS OR FUND BALANCES STATEMENT 9

DESCRIPTION	AMOUNT
RETURN OF CAPITAL CARRYING VALUE ADJUSTMENT	4.
TOTAL TO FORM 990-PF, PART III, LINE 5	4.

FORM 990-PF CORPORATE STOCK STATEMENT 10

DESCRIPTION	BOOK VALUE	FAIR MARKET VALUE
COMMON STOCK	2,111,543.	2,814,394.
TOTAL TO FORM 990-PF, PART II, LINE 10B	2,111,543.	2,814,394.

FORM 990-PF OTHER INVESTMENTS STATEMENT 11

DESCRIPTION	VALUATION METHOD	BOOK VALUE	FAIR MARKET VALUE
TOTAL TRUST INVESTMENTS	COST	0.	0.
MUTUAL FUNDS FIXED	COST	1,970,443.	2,093,822.
MUTUAL FUNDS EQUITY	COST	1,045,786.	1,371,540.
TOTAL TO FORM 990-PF, PART II, LINE 13		3,016,229.	3,465,362.

FORM 990-PF

GRANTS AND CONTRIBUTIONS
PAID DURING THE YEAR

STATEMENT 12

RECIPIENT NAME AND ADDRESS	RECIPIENT RELATIONSHIP AND PURPOSE OF GRANT	RECIPIENT STATUS	AMOUNT
BEAVER COUNTY HUMANE SOCIETY PO BOX 62 MONACA, PA 15061	NONE UNRESTRICTED	PUBLIC CHARITY	7,577.
HERITAGE VALLEY HEALTH SYSTEM 420 ROUSER ROAD SUITE 201 MOON TWP, PA 15108	NONE UNRESTRICTED	HOSPITAL	75,715.
BEAVER COUNTY CHILDRENS HOME 7 BOSTON OVAL COLUMBUS, OH 43219	NONE UNRESTRICTED	PUBLIC CHARITY	30,281.
CHRIST EPISCOPAL CHURCH 1217 THIRD AVE NEW BRIGHTON, PA 15066	NONE UNRESTRICTED	CHURCH	45,434.
ST BARNABAS 5850 MERIDIAN ROAD GIBSONIA, PA 15044	NONE UNRESTRICTED	PUBLIC CHARITY	60,561.
BEAVER COUNTY MEMORIAL LIBRARY 100 COLLEGE AVE BEAVER, PA 15009	NONE UNRESTRICTED	PUBLIC CHARITY	37,858.
LIFE STEPS INC 383 NEW CASTLE ROAD BUTLER, PA 16001	NONE UNRESTRICTED	PUBLIC CHARITY	15,127.
TOTAL TO FORM 990-PF, PART XV, LINE 3A			272,553.

SUMMARY OF INVESTMENTS

AS OF 12/31/10

ACCOUNT
21-10-501-0333396

MAYER CHARITABLE FOUNDATION

	CARRYING VALUE	TAX COST	MARKET VALUE	% OF MARKET	ESTIMATED INCOME	YIELD AT MARKET
PRINCIPAL CASH						
CASH EQUIVALENTS	153,259.78	153,259.78	153,259.78	2.382	95.02	.062
FIXED INCOME MUTUAL FUNDS - FIXED	1,970,442.87	1,968,190.61	2,093,821.91	32.548	79,411.84	3.793
EQUITIES COMMON STOCK	2,111,543.25	1,936,947.05	2,814,394.01	43.749	31,257.37	1.111
MUTUAL FUNDS - EQUITY	1,045,785.71	976,363.62	1,371,540.27	21.320	22,280.70	1.625
TOTAL EQUITIES	3,157,328.96	2,913,310.67	4,185,934.28	65.070	53,538.07	1.279
TOTAL PRINCIPAL ASSETS	5,281,031.61	5,034,761.06	6,633,015.97	100.000	133,044.93	2.068
CASH EQUIVALENTS	3,234.09	3,234.09	3,234.09	100.000	2.01	.062
ACCOUNT TOTAL	5,284,265.70	5,037,995.15	6,636,250.06		133,046.94	2.067



STATEMENT OF INVESTMENTS

AS OF 12/31/10

ACCOUNT
21-10-501-0333396

MAYER CHARITABLE FOUNDATION

PAGE 2

PAR VALUE /SHARES	INVESTMENT DESCRIPTION	CARRYING VALUE	TAX COST	MARKET VALUE	% OF MARKET	ESTIMATED INCOME	YIELD AT MARKET	MARKET UNIT PRICE
CASH EQUIVALENTS								
155.890	BLACKROCK LIQUIDITY FUNDS TEMPFUND ADMINISTRATION SHARES #HI (INCOME INVESTMENT) ACCOUNT 21-10-660-0333396	155.89	155.89	155.89	.002	.10	.064	1.000
2,670.370	BLACKROCK LIQUIDITY FUNDS TEMPFUND ADMINISTRATION SHARES #HI ACCOUNT 21-10-660-0333396	2,670.37	2,670.37	2,670.37	.041	1.66	.062	1.000
43.340	BLACKROCK LIQUIDITY FUNDS TEMPFUND ADMINISTRATION SHARES #HI (INCOME INVESTMENT) ACCOUNT 21-10-640-0333396	43.34	43.34	43.34	.001	.03	.069	1.000
2,018.460	BLACKROCK LIQUIDITY FUNDS TEMPFUND ADMINISTRATION SHARES #HI ACCOUNT 21-10-640-0333396	2,018.46	2,018.46	2,018.46	.031	1.25	.062	1.000
340.730	BLACKROCK LIQUIDITY FUNDS TEMPFUND ADMINISTRATION SHARES #HI (INCOME INVESTMENT) ACCOUNT 21-10-001-0333396	340.73	340.73	340.73	.005	.21	.062	1.000
43,391.220	BLACKROCK LIQUIDITY FUNDS TEMPFUND ADMINISTRATION SHARES #HI ACCOUNT 21-10-001-0333396	43,391.22	43,391.22	43,391.22	.674	26.90	.062	1.000



STATEMENT OF INVESTMENTS

AS OF 12/31/10

ACCOUNT 21-10-501-0333396 MAYER CHARITABLE FOUNDATION

PAR VALUE /SHARES	INVESTMENT DESCRIPTION	CARRYING VALUE	TAX COST	MARKET VALUE	% OF MARKET	ESTIMATED INCOME	YIELD AT MARKET	MARKET UNIT PRICE
22,795.250	BLACKROCK LIQUIDITY FUNDS TEMPFUND ADMINISTRATION SHARES #H1 ACCOUNT 21-10-612-0333396	22,795.25	22,795.25	22,795.25	.354	14.13	.062	1.000
337.460	BLACKROCK LIQUIDITY FUNDS TEMPFUND ADMINISTRATION SHARES #H1 (INCOME INVESTMENT) ACCOUNT 21-10-612-0333396	337.46	337.46	337.46	.005	.21	.062	1.000
2,356.670	BLACKROCK LIQUIDITY FUNDS TEMPFUND ADMINISTRATION SHARES #H1 (INCOME INVESTMENT) ACCOUNT 21-10-633-0333396	2,356.67	2,356.67	2,356.67	.037	1.46	.062	1.000
82,384.480	BLACKROCK LIQUIDITY FUNDS TEMPFUND ADMINISTRATION SHARES #H1 (INCOME INVESTMENT) ACCOUNT 21-10-633-0333396	82,384.48	82,384.48	82,384.48	1.280	51.08	.062	1.000
	TOTAL CASH EQUIVALENTS	156,493.87	156,493.87	156,493.87	2.430	97.03	.062	
COMMON STOCK								
145.000	ABBOTT LABORATORIES INC	6,974.21	6,756.41	6,946.95	.108	255.20	3.674	47.910
57.000	ABB LTD SPONSORED ADR	1,133.94	1,067.18	1,279.65	.020	27.02	2.112	22.450
29.000	COMERICA INC	889.54	872.52	1,224.96	.019	11.60	.947	42.240
20.000	PROGRESS ENERGY INC	786.04	786.04	869.60	.014	49.60	5.704	43.480



STATEMENT OF INVESTMENTS

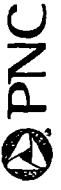
AS OF 12/31/10

ACCOUNT
21-10-501-0333396

MAYER CHARITABLE FOUNDATION

PAGE 4

PAR VALUE /SHARES	INVESTMENT DESCRIPTION	CARRYING VALUE	TAX COST	MARKET VALUE	% OF MARKET	ESTIMATED INCOME	YIELD AT MARKET	MARKET UNIT PRICE
380.000	TARGET CORP	18,479.56	17,832.48	22,849.40	.355	380.00	1.663	60.130
34.000	STEEL DYNAMICS INC	558.54	539.55	622.20	.010	10.20	1.639	18.300
26.000	COOPER INDUSTRIES PLC SEDOL B40K911 ISIN IE00B40K9117 ACCOUNT 21-10-660-0333396	1,069.40	1,012.94	1,515.54	.024	28.08	1.853	58.290
25.000	EVEREST RE GROUP LTD ACCOUNT 21-10-660-0333396	1,974.97	1,919.86	2,120.50	.033	48.00	2.264	84.820
12.000	HERBALIFE LTD ACCOUNT 21-10-640-0333396	714.33	714.33	820.44	.013	10.80	1.316	68.370
343.000	INGERSOLL-RAND PLC SEDOL: B633030 ISIN: IE00B6330302 ACCOUNT 21-10-612-0333396	12,914.65	12,812.03	16,151.87	.251	96.04	.595	47.090
84.000	INVESCO LTD ISIN BMG491BT1088 SEDOL B28XF76 ACCOUNT 21-10-660-0333396	1,723.59	1,521.57	2,021.04	.031	36.96	1.829	24.060
25.000	LAZARD LTD CL A SEDOL B08IVQ7 ISIN BMG540501027 ACCOUNT 21-10-660-0333396	773.30	773.30	987.25	.015	12.50	1.266	39.490
244.000	MARVELL TECHNOLOGY GROUP LTD ACCOUNT 21-10-640-0333396	3,945.42	3,795.99	4,526.20	.070			18.550
68.000	XL GROUP PLC SEDOL B5LRLL2 ISIN IE00B5LRLL25 ACCOUNT 21-10-660-0333396	950.94	950.94	1,483.76	.023	27.20	1.833	21.820



STATEMENT OF INVESTMENTS

AS OF 12/31/10

PAGE 5

MAYER CHARITABLE FOUNDATION

ACCOUNT
21-10-501-0333396

PAR VALUE /SHARES	INVESTMENT DESCRIPTION	CARRYING VALUE	TAX COST	MARKET VALUE	% OF MARKET	ESTIMATED INCOME	YIELD AT MARKET	MARKET UNIT PRICE
87.000	WEATHERFORD INTL LTD SEDOL BSKL6S7 ISIN CH0038838394 ACCOUNT 21-10-660-0333396	1,352.75	1,352.75	1,983.60	.031			22.800
145.000	TRANSOCEAN LTD SEDOL B3KFWW1 ISIN CH0048265513 ACCOUNT 21-10-633-0333396	14,032.74	10,732.86	10,078.95	.157	13.05	.129	69.510
198.000	TYCO INTERNATIONAL LTD SEDOL B64GC98 ISIN: CH0100363485 ACCOUNT 21-10-633-0333396	7,417.51	6,403.84	8,205.12	.127	166.32	2.027	41.440
36.000	CHECK POINT SOFTWARE TECH SEDOL 2181334 ISIN IL0010824113 ACCOUNT 21-10-640-0333396	1,539.03	1,539.03	1,665.36	.026			46.260
21.000	CHECK POINT SOFTWARE TECH SEDOL 2181334 ISIN IL0010824113 ACCOUNT 21-10-660-0333396	734.65	734.65	971.46	.015			46.260
44.000	ASML HOLDING NV F ISIN USN070591862 ACCOUNT 21-10-640-0333396	1,296.66	1,236.04	1,686.96	.026	10.03	.595	38.340
16.000	ABERCROMBIE & FITCH CO CL A ACCOUNT 21-10-640-0333396	667.18	667.18	922.08	.014	11.20	1.215	57.630
43.000	ADOBE SYSTEMS_INC ACCOUNT 21-10-660-0333396	1,204.00	1,204.00	1,323.54	.021	2.15	.162	30.780



STATEMENT OF INVESTMENTS

AS OF 12/31/10

ACCOUNT
21-10-501-0333396

MAYER CHARITABLE FOUNDATION

PAGE 6

PAR VALUE /SHARES	INVESTMENT DESCRIPTION	CARRYING VALUE	TAX COST	MARKET VALUE	% OF MARKET	ESTIMATED INCOME	YIELD AT MARKET	MARKET UNIT PRICE
50.000	AETNA INC NEW ACCOUNT 21-10-660-0333396	1,295.77	1,295.77	1,525.50	.024	2.00	.131	30.510
560.000	AGILENT TECHNOLOGIES (IPO) ACCOUNT 21-10-633-0333396	14,125.29	10,738.45	23,200.80	.360			41.430
422.000	AGILENT TECHNOLOGIES (IPO) ACCOUNT 21-10-612-0333396	14,158.10	14,148.45	17,483.46	.272			41.430
8.000	AGRIUM INC SEDOL 2015530 ISIN CA0089161081 ACCOUNT 21-10-640-0333396	396.11	383.17	734.00	.011	.88	.120	91.750
19.000	ALEXANDRIA REAL ESTATE EQUITIES INC ACCOUNT 21-10-660-0333396	702.19	702.19	1,391.94	.022	34.20	2.457	73.260
236.000	ALLERGAN INC ACCOUNT 21-10-612-0333396	14,459.05	14,459.05	16,206.12	.252	47.20	.291	68.670
27.000	ALPHA NATURAL RESOURCES INC ACCOUNT 21-10-660-0333396	1,197.47	1,197.47	1,620.81	.025			60.030
423.000	ALTERA CORP ACCOUNT 21-10-612-0333396	12,187.45	12,187.45	15,050.34	.234	101.52	.675	35.580
21.000	ALTERA CORP ACCOUNT 21-10-640-0333396	461.70	461.70	747.18	.012	5.04	.675	35.580
26.000	AMAZON COM INC ACCOUNT 21-10-640-0333396	1,703.30	1,614.93	4,680.00	.073			180.000
354.000	AMAZON COM INC ACCOUNT 21-10-612-0333396	26,429.18	21,664.57	63,720.00	.990			180.000



STATEMENT OF INVESTMENTS

AS OF 12/31/10

ACCOUNT
21-10-501-0333396

MAYER CHARITABLE FOUNDATION

PAGE 7

PAR VALUE /SHARES	INVESTMENT DESCRIPTION	CARRYING VALUE	TAX COST	MARKET VALUE	% OF MARKET	ESTIMATED INCOME	YIELD AT MARKET	MARKET UNIT PRICE
154.000	AMERICAN EXPRESS CO ACCOUNT 21-10-612-0333396	7,029.69	7,029.69	6,609.68	.103	110.88	1.678	42.920
1,335.000	AMERICAN EXPRESS CO ACCOUNT 21-10-633-0333396	51,901.69	49,928.40	57,298.20	.890	961.20	1.678	42.920
286.000	AMERIPRISE FINANCIAL INC-W/I ACCOUNT 21-10-633-0333396	9,305.64	8,821.12	16,459.30	.256	205.92	1.251	57.550
14.000	AMPHENOL CORP NEW CL A	662.42	662.42	738.92	.011	.84	.114	52.780
18.000	AMPHENOL CORP NEW CL A	559.02	297.00	950.04	.015	1.08	.114	52.780
53.000	ANGLO AMERICAN PLC UNSP ADR	791.84	791.84	1,383.83	.022	5.57	.403	26.110
275.000	ANHEUSER BUSCH INBEV SPONSORED ADR	16,793.67	16,793.67	15,699.75	.244	106.15	.676	57.090
221.000	APACHE CORPORATION ACCOUNT 21-10-612-0333396	23,283.37	23,283.37	26,349.83	.409	132.60	.503	119.230
18.000	APACHE CORPORATION ACCOUNT 21-10-640-0333396	1,881.35	1,873.64	2,146.14	.033	10.80	.503	119.230
45.000	APPLE INC ACCOUNT 21-10-640-0333396	4,848.48	5,572.79	14,515.20	.226			322.560



STATEMENT OF INVESTMENTS

AS OF 12/31/10

PAGE 8

ACCOUNT
21-10-501-033396

MAYER CHARITABLE FOUNDATION

PAR VALUE /SHARES	INVESTMENT DESCRIPTION	CARRYING VALUE	TAX COST	MARKET VALUE	% OF MARKET	ESTIMATED INCOME	YIELD AT MARKET	MARKET UNIT PRICE
197.000	APPLE INC ACCOUNT 21-10-612-033396	29,712.16	6,254.50	63,544.32	.987			322.560
41.000	ARM HOLDINGS PLC SPONSORED ADR ACCOUNT 21-10-640-033396	656.45	656.45	850.75	.013	4.26	.501	20.750
22.000	AUTODESK INC ACCOUNT 21-10-640-033396	842.58	842.58	840.40	.013	1.32	.157	38.200
30.000	BMC SOFTWARE INC ACCOUNT 21-10-660-033396	1,200.72	1,200.72	1,414.20	.022			47.140
14.000	BABCOCK & WILCOX CO ACCOUNT 21-10-640-033396	321.95	321.95	358.26	.006			25.590
21.000	BAIDU INC ACCOUNT 21-10-640-033396	293.58	293.58	2,027.13	.031			96.530
416.000	BAIDU INC ACCOUNT 21-10-612-033396	25,017.49	22,194.67	40,156.48	.624			96.530
1,450.000	BANK NEW YORK MELLON CORP COM ACCOUNT 21-10-633-033396	44,856.49	39,861.00	43,790.00	.680	522.00	1.192	30.200
16.000	BARD C R INC ACCOUNT 21-10-660-033396	1,217.37	1,217.37	1,468.32	.023	11.52	.785	91.770
30.000	BARRICK GOLD CORP SEDOL 2024677 ISIN CA0679011084 ACCOUNT 21-10-640-033396	1,079.87	890.46	1,595.40	.025	14.40	.903	53.180
186.000	BAXTER INTERNATIONAL INC ACCOUNT 21-10-633-033396	8,272.50	8,272.50	9,415.32	.146	230.64	2.450	50.620



STATEMENT OF INVESTMENTS

AS OF 12/31/10

PAGE 9

ACCOUNT
21-10-501-0333396

MAYER CHARITABLE FOUNDATION

PAR VALUE /SHARES	INVESTMENT DESCRIPTION	CARRYING VALUE	TAX COST	MARKET VALUE	% OF MARKET	ESTIMATED INCOME	YIELD AT MARKET	MARKET UNIT PRICE
24.000	BE AEROSPACE INC ACCOUNT 21-10-660-0333396	423.42	423.42	888.72	.014			37.030
200.000	BECTON DICKINSON & CO ACCOUNT 21-10-633-0333396	13,396.68	13,396.68	16,904.00	.263	328.00	1.940	84.520
473.000	BED BATH AND BEYOND ACCOUNT 21-10-633-0333396	16,449.86	16,285.22	23,247.95	.361			49.150
61.000	WR BERKLEY CORP ACCOUNT 21-10-660-0333396	1,541.39	1,436.63	1,670.18	.026	17.08	1.023	27.380
878.000	BERKSHIRE HATHAWAY INC CLASS B ACCOUNT 21-10-633-0333396	51,452.21	50,657.40	70,336.58	1.093			80.110
33.000	BIODEN IDEC INC ACCOUNT 21-10-660-0333396	1,768.43	1,708.87	2,212.65	.034			67.050
216.000	BOEING CO ACCOUNT 21-10-612-0333396	14,485.99	14,037.82	14,096.16	.219	362.88	2.574	65.260
15.000	BOSTON PPTY INC REIT ACCOUNT 21-10-660-0333396	700.35	691.54	1,291.50	.020	30.00	2.323	86.100
135.000	BOSTON SCIENTIFIC CORP ACCOUNT 21-10-660-0333396	971.50	971.50	1,021.95	.016			7.570
521.000	BROADCOM CORP ACCOUNT 21-10-612-0333396	18,690.83	18,690.83	22,689.55	.353	166.72	.735	43.550
95.000	BRUKER CORP ACCOUNT 21-10-640-0333396	1,206.29	1,197.46	1,577.00	.025			16.600



STATEMENT OF INVESTMENTS

AS OF 12/31/10

ACCOUNT
21-10-501-0333396

MAYER CHARITABLE FOUNDATION

PAGE 10

PAR VALUE /SHARES	INVESTMENT DESCRIPTION	CARRYING VALUE	TAX COST	MARKET VALUE	% OF MARKET	ESTIMATED INCOME	YIELD AT MARKET	MARKET UNIT PRICE
113.000	CBS CORP CLASS B WI ACCOUNT 21-10-660-0333396	1,630.88	1,590.36	2,152.65	.033	22.60	1.050	19.050
87.000	C.H.ROBINSON WORLDWIDE INC ACCOUNT 21-10-612-0333396	6,288.77	6,288.77	6,976.53	.108	100.92	1.447	80.190
3.000	CME GROUP INC A DERIVATIVES EXCHANGE ACCOUNT 21-10-640-0333396	657.81	657.81	965.25	.015	13.80	1.430	321.750
90.000	CHS ENERGY CORP ACCOUNT 21-10-660-0333396	1,295.65	1,273.97	1,674.00	.026	75.60	4.516	18.600
11.000	CNOOC LTD SPON ADR ACCOUNT 21-10-640-0333396	2,210.42	2,007.77	2,622.07	.041	52.18	1.990	238.370
1,624.000	CVS CAREMARK CORPORATION ACCOUNT 21-10-633-0333396	49,349.31	47,916.29	56,466.48	.877	812.00	1.438	34.770
35.000	CAMERON INTL CORP ACCOUNT 21-10-660-0333396	1,547.78	1,547.78	1,775.55	.028			50.730
922.000	CANADIAN NATURAL RESOURCES SEDOL 2171573 ISIN CA1363851017 ACCOUNT 21-10-633-0333396	27,132.52	25,462.43	40,955.24	.636	277.52	.678	44.420
31.000	CARMAX INC ACCOUNT 21-10-640-0333396	660.33	660.33	988.28	.015			31.880
25.000	CELANESE CORP-SERIES A ACCOUNT 21-10-660-0333396	821.65	821.65	1,029.25	.016	5.00	.486	41.170



STATEMENT OF INVESTMENTS

AS OF 12/31/10

ACCOUNT
21-10-501-033396

MAYER CHARITABLE FOUNDATION

PAGE 11

PAR VALUE /SHARES	INVESTMENT DESCRIPTION	CARRYING VALUE	TAX COST	MARKET VALUE	% OF MARKET	ESTIMATED INCOME	YIELD AT MARKET	MARKET UNIT PRICE
406.000	CELGENE CORP ACCOUNT 21-10-612-033396	23,034.42	20,307.50	24,010.84	.373			59.140
43.000	CENTURYLINK INC ACCOUNT 21-10-660-033396	1,486.53	1,368.40	1,985.31	.031	124.70	6.281	46.170
491.000	CISCO SYSTEMS INC ACCOUNT 21-10-612-033396	11,364.70	8,269.15	9,932.93	.154			20.230
37.000	CISCO SYSTEMS INC ACCOUNT 21-10-640-033396	1,024.47	1,002.22	748.51	.012			20.230
38.000	CIRRUS LOGIC INC ACCOUNT 21-10-640-033396	655.41	655.41	607.24	.009			15.980
101.000	CLEARWIRE CORP CLASS A ACCOUNT 21-10-660-033396	751.99	751.99	520.15	.008			5.150
15.000	CLIFFS NATURAL RESOURCES INC ACCOUNT 21-10-660-033396	807.20	807.20	1,170.15	.018	8.40	.718	78.010
11.000	CLIFFS NATURAL RESOURCES INC ACCOUNT 21-10-640-033396	673.66	673.66	858.11	.013	6.16	.718	78.010
76.000	COACH INC ACCOUNT 21-10-640-033396	2,295.82	2,355.87	4,203.56	.065	45.60	1.085	55.310
327.000	COACH INC ACCOUNT 21-10-612-033396	10,322.95	9,165.08	18,086.37	.281	196.20	1.085	55.310
292.000	COCA COLA CO ACCOUNT 21-10-633-033396	15,442.64	15,442.64	19,204.84	.298	513.92	2.676	65.770



STATEMENT OF INVESTMENTS

AS OF 12/31/10

PAGE 12

ACCOUNT
21-10-501-0333396

MAYER CHARITABLE FOUNDATION

PAR VALUE /SHARES	INVESTMENT DESCRIPTION	CARRYING VALUE	TAX COST	MARKET VALUE	% OF MARKET	ESTIMATED INCOME	YIELD AT MARKET	MARKET UNIT PRICE
22.000	COGNIZANT TECHNOLOGY SOLUTIONS ACCOUNT 21-10-640-0333396	915.15	915.15	1,612.38	.025			73.290
61.000	COGNIZANT TECHNOLOGY SOLUTIONS ACCOUNT 21-10-612-0333396	4,451.97	4,451.97	4,470.69	.069			73.290
29.000	COMPLETE PRODTN SERVICES ACCOUNT 21-10-640-0333396	803.40	803.40	856.95	.013			29.550
61.000	CONAGRA FOODS INC ACCOUNT 21-10-660-0333396	1,443.59	1,443.59	1,377.38	.021	56.12	4.074	22.580
1,117.000	COSTCO WHOLESALE CORP ACCOUNT 21-10-633-0333396	47,685.84	46,598.25	80,658.57	1.253	915.94	1.136	72.210
287.000	COSTCO WHOLESALE CORP ACCOUNT 21-10-612-0333396	17,936.71	16,641.83	20,724.27	.322	235.34	1.136	72.210
218.000	DEERE & CO ACCOUNT 21-10-612-0333396	16,832.43	16,832.43	18,104.90	.281	305.20	1.686	83.050
672.000	DEVON ENERGY CORP NEW ACCOUNT 21-10-633-0333396	31,358.23	26,590.27	52,758.72	.820	430.08	.815	78.510
281.000	DIAGEO PLC SPONSORED ADR ACCOUNT 21-10-633-0333396	13,973.19	13,458.77	20,886.73	.325	664.28	3.180	74.330
933.000	DISNEY WALT CO ACCOUNT 21-10-612-0333396	27,123.17	22,977.34	34,996.83	.544	373.20	1.066	37.510
93.000	DISH NETWORK CORP CL A ACCOUNT 21-10-660-0333396	1,732.40	1,426.97	1,828.38	.028			19.661



STATEMENT OF INVESTMENTS

AS OF 12/31/10

ACCOUNT
21-10-501-0333396

MAYER CHARITABLE FOUNDATION

PAGE 13

PAR VALUE /SHARES	INVESTMENT DESCRIPTION	CARRYING VALUE	TAX COST	MARKET VALUE	% OF MARKET	ESTIMATED INCOME	YIELD AT MARKET	MARKET UNIT PRICE
494.000	DOLLAR GENERAL CORP ACCOUNT 21-10-612-0333396	12,020.46	11,396.39	15,150.98	.235			30.670
51.000	DOUGLAS EMMETT INC-W/I ACCOUNT 21-10-660-0333396	864.09	864.09	846.60	.013	20.40	2.410	16.600
14.000	DOVER CORP ACCOUNT 21-10-640-0333396	723.56	723.56	818.30	.013	15.40	1.882	58.450
46.000	EMC CORP ACCOUNT 21-10-640-0333396	838.30	838.30	1,053.40	.016			22.900
531.000	EDG RES INC ACCOUNT 21-10-633-0333396	24,262.13	19,292.06	48,538.71	.754	329.22	.678	91.410
23.000	EATON CORP ACCOUNT 21-10-640-0333396	1,951.60	1,822.74	2,334.73	.036	53.36	2.285	101.510
13.000	EATON CORP ACCOUNT 21-10-660-0333396	995.97	758.59	1,319.63	.021	30.16	2.285	101.510
41.000	EDISON INTL ACCOUNT 21-10-660-0333396	1,687.46	1,271.21	1,582.60	.025	52.48	3.316	38.600
13.000	ENERGIZER HLDGS INC ACCOUNT 21-10-660-0333396	892.31	892.31	947.70	.015			72.900
40.000	EQUITY RESIDENTIAL SH BEN INT REIT ACCOUNT 21-10-660-0333396	2,006.87	2,006.87	2,078.00	.032	73.20	3.523	51.950
58.000	EXPEDIA INC ACCOUNT 21-10-640-0333396	1,418.38	1,401.75	1,455.22	.023	16.24	1.116	25.09



STATEMENT OF INVESTMENTS

AS OF 12/31/10

ACCOUNT
21-10-501-0333396

MAYER CHARITABLE FOUNDATION

PAGE 14

PAR VALUE /SHARES	INVESTMENT DESCRIPTION	CARRYING VALUE	TAX COST	MARKET VALUE	% OF MARKET	ESTIMATED INCOME	YIELD AT MARKET	MARKET UNIT PRICE
273.000	EXPEDITORS INTERNATIONAL WASHINGTON INC ACCOUNT 21-10-612-0333396	11,230.86	11,230.86	14,905.80	.232	109.20	.733	54.600
506.000	EXPRESS SCRIPTS INC ACCOUNT 21-10-612-0333396	23,249.72	22,648.55	27,349.30	.425			54.050
522.000	EXPRESS SCRIPTS INC ACCOUNT 21-10-633-0333396	21,341.82	20,745.34	28,214.10	.438			54.050
12.000	F5 NETWORKS INC ACCOUNT 21-10-640-0333396	619.08	619.08	1,561.92	.024			130.160
135.000	FIFTH THIRD BANCORP ACCOUNT 21-10-660-0333396	1,744.45	1,736.34	1,981.80	.031	5.40	.272	14.680
5.000	FIRST SOLAR INC ACCOUNT 21-10-640-0333396	1,076.98	1,076.98	650.70	.010			130.160
29.000	FLUOR CORP ACCOUNT 21-10-640-0333396	1,324.38	1,250.20	1,921.54	.030	14.50	.755	66.260
51.000	FOREST OIL CORP ACCOUNT 21-10-660-0333396	1,398.36	1,398.36	1,936.47	.030			37.970
6.000	FRANKLIN RESOURCES INC ACCOUNT 21-10-640-0333396	556.13	556.13	667.26	.010	6.00	.899	111.210
8.000	FREEPORT MCMORAN COPPER & GOLD INC ACCOUNT 21-10-640-0333396	747.19	747.19	960.72	.015	16.00	1.665	120.090
14.000	GEN PROBE INC ACCOUNT 21-10-640-0333396	997.12	997.12	816.90	.013			58.351



STATEMENT OF INVESTMENTS

AS OF 12/31/10

ACCOUNT
21-10-501-033396

MAYER CHARITABLE FOUNDATION

PAGE 15

PAR VALUE /SHARES	INVESTMENT DESCRIPTION	CARRYING VALUE	TAX COST	MARKET VALUE	% OF MARKET	ESTIMATED INCOME	YIELD AT MARKET	MARKET UNIT PRICE
68.000	GENWORTH FINL INC COM CL A	774.76	774.76	893.52	.014	178.50	19.977	13.140
	ACCOUNT 21-10-660-033396							
145.000	GOLDMAN SACHS GROUP INC	17,472.75	14,396.44	24,383.20	.379	203.00	.833	168.160
	ACCOUNT 21-10-612-033396							
65.000	GOOGLE INC-CL A	26,798.12	18,196.97	38,608.05	.600			593.970
	ACCOUNT 21-10-612-033396							
8.000	GOOGLE INC-CL A	2,634.92	1,445.56	4,751.76	.074			593.970
	ACCOUNT 21-10-640-033396							
22.000	GOOGLE INC-CL A	7,525.12	6,755.40	13,067.34	.203			593.970
	ACCOUNT 21-10-633-033396							
51.000	GRAFTECH INTERNATIONAL LTD	769.62	769.62	1,011.84	.016			19.840
	ACCOUNT 21-10-640-033396							
135.000	GREEN DOT CORP CLASS A	6,733.84	6,733.84	7,659.90	.119			56.740
	ACCOUNT 21-10-612-033396							
445.000	GRUPO TELEVISA SA DE CV SPONSORED ADR REPSTG ORD PARTN CTF	7,350.32	6,465.85	11,538.85	.179	231.85	2.009	25.930
	ACCOUNT 21-10-633-033396							
21.000	GUESS INC	899.70	856.42	993.72	.015	16.80	1.691	47.320
	ACCOUNT 21-10-660-033396							
35.000	HANSEN NATURAL CORP	1,491.65	1,491.65	1,829.80	.028			52.280
	ACCOUNT 21-10-640-033396							
555.000	HARLEY DAVIDSON INC	20,412.08	17,728.35	19,241.85	.299	222.00	1.154	34.670
	ACCOUNT 21-10-633-033396							



STATEMENT OF INVESTMENTS

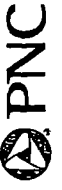
AS OF 12/31/10

ACCOUNT
21-10-501-0333396

MAYER CHARITABLE FOUNDATION

PAGE 16

PAR VALUE /SHARES	INVESTMENT DESCRIPTION	CARRYING VALUE	TAX COST	MARKET VALUE	% OF MARKET	ESTIMATED INCOME	YIELD AT MARKET	MARKET UNIT PRICE
72.000	HARTFORD FINL SVCS GROUP INC ACCOUNT 21-10-660-0333396	1,275.77	1,275.77	1,907.28	.030	14.40	.755	26.490
24.000	HEINZ H J CO ACCOUNT 21-10-660-0333396	1,120.32	1,120.32	1,187.04	.018	43.20	3.639	49.460
18.000	HELMERICH & PAYNE INC ACCOUNT 21-10-640-0333396	769.33	769.34	872.64	.014	4.32	.495	48.480
453.000	HEWLETT-PACKARD CO ACCOUNT 21-10-633-0333396	16,621.17	15,506.77	19,071.30	.296	144.96	.760	42.100
304.000	HEWLETT-PACKARD CO ACCOUNT 21-10-612-0333396	12,308.88	12,308.88	12,798.40	.199	97.28	.760	42.100
44.000	HOLOGIC INC ACCOUNT 21-10-660-0333396	855.04	855.04	828.08	.013			18.820
77.000	HOST HOTELS & RESORTS INC REIT ACCOUNT 21-10-660-0333396	1,083.96	1,083.96	1,375.99	.021	3.08	.224	17.870
143.000	HUNTSMAN CORP ACCOUNT 21-10-660-0333396	1,748.50	1,748.50	2,232.23	.035	57.20	2.562	15.610
262.000	ILLUMINA INC ACCOUNT 21-10-612-0333396	11,826.45	11,826.45	16,595.08	.258			63.340
17.000	ILLUMINA INC ACCOUNT 21-10-640-0333396	686.20	686.20	1,076.78	.017			63.340
35.000	IMAX CORP ACCOUNT 21-10-640-0333396	691.92	691.92	982.45	.015			28.070



STATEMENT OF INVESTMENTS

AS OF 12/31/10

ACCOUNT
21-10-501-0333396

MAYER CHARITABLE FOUNDATION

PAGE 17

PAR VALUE /SHARES	INVESTMENT DESCRIPTION	CARRYING VALUE	TAX COST	MARKET VALUE	% OF MARKET	ESTIMATED INCOME	YIELD AT MARKET	MARKET UNIT PRICE
12.000	INFOSYS TECHNOLOGIES LTD SPONSORED ADR REPSTG 1/4 ACCOUNT 21-10-640-0333396	746.38	746.38	912.96	.014	6.08	.666	76.080
46.000	INTEL CORP ACCOUNT 21-10-640-0333396	903.60	903.60	967.38	.015	28.98	2.996	21.030
11.000	INTERCONTINENTAL EXCHANGE INC ACCOUNT 21-10-640-0333396	855.39	646.45	1,310.65	.020			119.150
286.000	INTERNATIONAL BUSINESS MACHS CORP ACCOUNT 21-10-612-0333396	37,950.04	37,782.16	41,973.36	.652	743.60	1.772	146.760
16.000	INTUIT SOFTWARE ACCOUNT 21-10-640-0333396	773.33	773.33	788.80	.012			49.300
1,046.000	IRON MTN INC PA ACCOUNT 21-10-633-0333396	21,695.83	20,309.22	26,160.46	.406	784.50	2.999	25.010
44.000	JABIL CIRCUIT ACCOUNT 21-10-640-0333396	675.86	675.86	683.96	.014	12.32	1.394	20.090
68.000	JANUS CAPITAL GROUP INC ACCOUNT 21-10-660-0333396	634.62	634.62	881.96	.014	2.72	.308	12.971
148.000	JETBLUE AIRWAYS ACCOUNT 21-10-660-0333396	841.28	841.28	978.28	.015			6.611
584.000	JOHNSON & JOHNSON ACCOUNT 21-10-633-0333396	33,860.47	33,860.47	36,120.40	.561	1,261.44	3.492	61.851
817.000	JUNIPER NETWORKS INC ACCOUNT 21-10-612-0333396	22,096.09	21,279.29	30,163.64	.469			36.92



STATEMENT OF INVESTMENTS

AS OF 12/31/10

ACCOUNT
21-10-501-0333396

MAYER CHARITABLE FOUNDATION

PAGE 18

PAR VALUE /SHARES	INVESTMENT DESCRIPTION	CARRYING VALUE	TAX COST	MARKET VALUE	% OF MARKET	ESTIMATED INCOME	YIELD AT MARKET	MARKET UNIT PRICE
29.000	KANSAS CITY SOUTHERN ACCOUNT 21-10-660-0333396	754.61	754.61	1,387.94	.022	9.28	.669	47.860
36.000	KINETIC CONCEPTS INC COM NEW ACCOUNT 21-10-660-0333396	1,405.87	1,405.87	1,507.68	.023			41.880
29.000	KOMATSU LTD SPON ADR ACCOUNT 21-10-640-0333396	813.17	813.17	883.63	.014	1.77	.200	30.470
435.000	KRAFT FOODS INC - A SEDOL 2764296 ISIN US50075N1046 ACCOUNT 21-10-612-0333396	13,216.65	13,152.28	13,706.85	.213	504.60	3.681	31.510
173.000	LAUDER ESTEE COS INC CL A ACCOUNT 21-10-612-0333396	13,313.98	13,313.98	13,961.10	.217	129.75	.929	80.700
23.000	LEAR CORP- W/I ACCOUNT 21-10-660-0333396	1,880.85	1,880.85	2,270.33	.035			98.710
28.000	LEGG MASON INC ACCOUNT 21-10-660-0333396	901.80	901.80	1,015.56	.016	6.72	.662	36.270
94.000	LIBERTY MEDI INTERACTIVE A ACCOUNT 21-10-660-0333396	986.20	986.20	1,482.38	.023			15.770
140.000	LOCKHEED MARTIN CORP ACCOUNT 21-10-633-0333396	9,833.67	9,833.67	9,787.40	.152	420.00	4.291	69.910
1,050.000	LOEWS CORPORATION ACCOUNT 21-10-633-0333396	23,888.65	21,571.70	40,855.50	.635	262.50	.643	38.910



STATEMENT OF INVESTMENTS

AS OF 12/31/10

ACCOUNT
21-10-501-0333396

MAYER CHARITABLE FOUNDATION

PAGE 19

PAR VALUE /SHARES	INVESTMENT DESCRIPTION	CARRYING VALUE	TAX COST	MARKET VALUE	% OF MARKET	ESTIMATED INCOME	YIELD AT MARKET	MARKET UNIT PRICE
19.000	LONGTOP FINL TECHNOLOGIES LTD ADR ISIN US54318P1084 SEDOL B2861Z5 ACCOUNT 21-10-640-0333396	689.38	689.38	687.42	.011			36.180
25.000	LULULEMON ATHLETICA INC ACCOUNT 21-10-640-0333396	788.78	788.78	1,710.50	.027			68.420
13.000	M&T BK CORP ACCOUNT 21-10-660-0333396	667.36	667.36	1,131.65	.018	36.40	3.217	87.050
110.000	MFA FINANCIAL INC ACCOUNT 21-10-660-0333396	830.18	830.18	897.60	.014	103.40	11.520	8.160
43.000	MARSH & MCLENNAN COMPANIES INC ACCOUNT 21-10-660-0333396	1,007.10	938.33	1,175.62	.018	36.12	3.072	27.340
661.000	MARRIOTT INTERNATIONAL INC CL A ACCOUNT 21-10-612-0333396	17,680.25	17,457.33	27,457.94	.427	231.35	.843	41.540
92.000	MASTERCARD INC CL A ACCOUNT 21-10-612-0333396	16,177.74	14,484.46	20,618.12	.320	55.20	.268	224.110
28.000	MC DERMOTT INTERNATIONAL INC ACCOUNT 21-10-640-0333396	351.51	351.51	579.32	.009	5.60	.967	20.690
243.000	MEAD JOHNSON NUTRITION CO ACCOUNT 21-10-612-0333396	12,722.64	12,493.54	15,126.75	.235	218.70	1.446	62.250
131.000	MELCO CROWN ENTERTAINMENT LTD ADR ISIN US5854641009 SEDOL BKVHF2 ACCOUNT 21-10-640-0333396	818.19	818.19	833.16	.013			6.361



STATEMENT OF INVESTMENTS

AS OF 12/31/10

ACCOUNT
21-10-501-0333396

MAYER CHARITABLE FOUNDATION

PAGE 20

PAR VALUE /SHARES	INVESTMENT DESCRIPTION	CARRYING VALUE	TAX COST	MARKET VALUE	% OF MARKET	ESTIMATED INCOME	YIELD AT MARKET	MARKET UNIT PRICE
16.000	MERCADOLIBRE INC ACCOUNT 21-10-640-0333396	665.03	665.03	1,066.32	.017			66.645
1,287.000	MERCK & CO INC ACCOUNT 21-10-633-0333396	39,095.13	28,898.27	46,383.48	.721	1,956.24	4.218	36.040
655.000	MICROSOFT CORP ACCOUNT 21-10-633-0333396	16,668.27	14,707.79	18,281.05	.284	419.20	2.293	27.910
-212.000	MONSANTO CO ACCOUNT 21-10-633-0333396	-14,215.07	-14,215.07	-14,763.68	.229	-237.44	1.608	69.640
425.000	MONSANTO CO ACCOUNT 21-10-612-0333396	29,345.38	29,345.38	29,597.00	.460	476.00	1.608	69.640
393.000	MOODY'S CORP ACCOUNT 21-10-633-0333396	9,072.86	8,605.51	10,430.22	.162	180.78	1.733	26.540
19.000	NII HOLDINGS INC CL B ACCOUNT 21-10-640-0333396	647.93	647.93	848.54	.013			44.660
2.000	NVR INC ACCOUNT 21-10-660-0333396	1,123.71	1,123.71	1,382.04	.021			691.020
23.000	NATIONAL OILWELL VARCO INC ACCOUNT 21-10-640-0333396	802.90	612.23	1,546.75	.024	10.12	.654	67.250
37.000	NETAPP INC ACCOUNT 21-10-640-0333396	888.00	888.00	2,033.52	.032			54.961
777.000	NETAPP INC ACCOUNT 21-10-612-0333396	21,320.03	19,719.29	42,703.92	.663			54.961



STATEMENT OF INVESTMENTS

AS OF 12/31/10

ACCOUNT
21-10-501-0333396

MAYER CHARITABLE FOUNDATION

PAGE 21

PAR VALUE /SHARES	INVESTMENT DESCRIPTION	CARRYING VALUE	TAX COST	MARKET VALUE	% OF MARKET	ESTIMATED INCOME	YIELD AT MARKET	MARKET UNIT PRICE
5.000	NETFLIX INC ACCOUNT 21-10-640-0333396	633.96	633.96	878.50	.014			175.700
103.000	NEWELL RUBBERMAID INC ACCOUNT 21-10-660-0333396	1,749.85	1,701.36	1,872.54	.029	20.60	1.100	18.180
48.000	NEWFIELD EXPLORATION CO ACCOUNT 21-10-660-0333396	2,145.49	1,784.15	3,461.28	.054			72.110
399.000	NIKE INC CLASS B ACCOUNT 21-10-612-0333396	25,279.40	24,438.01	34,082.58	.530	494.76	1.452	85.420
42.000	NORTHEAST UTILITIES ACCOUNT 21-10-660-0333396	1,117.28	1,117.28	1,338.96	.021	43.05	3.215	31.880
17.000	NOVO NORDISK A S ADR ACCOUNT 21-10-640-0333396	1,300.14	1,173.96	1,913.69	.030	16.64	.870	112.570
89.000	NV ENERGY INC ACCOUNT 21-10-660-0333396	1,111.56	1,111.56	1,250.45	.019	42.72	3.416	14.050
231.000	OCCIDENTAL PETROLEUM CORP ACCOUNT 21-10-612-0333396	15,153.44	11,725.50	22,661.10	.352	351.12	1.549	98.100
847.000	OCCIDENTAL PETROLEUM CORP ACCOUNT 21-10-633-0333396	33,681.39	27,515.06	83,090.70	1.291	1,287.44	1.549	98.100
32.000	OMNIVISION TECHNOLOGIES INC ACCOUNT 21-10-640-0333396	862.55	731.40	947.52	.015			29.610
148.000	ON SEMICONDUCTOR CORPORATION ACCOUNT 21-10-660-0333396	1,124.81	1,124.81	1,462.24	.023			9.880



STATEMENT OF INVESTMENTS

AS OF 12/31/10

ACCOUNT
21-10-501-0333396

MAYER CHARITABLE FOUNDATION

PAGE 22

PAR VALUE /SHARES	INVESTMENT DESCRIPTION	CARRYING VALUE	TAX COST	MARKET VALUE	% OF MARKET	ESTIMATED INCOME	YIELD AT MARKET	MARKET UNIT PRICE
78.000	ORACLE CORP ACCOUNT 21-10-640-0333396	1,768.17	1,768.17	2,441.40	.038	15.60	.639	31.300
1,377.000	ORACLE CORP ACCOUNT 21-10-612-0333396	36,145.66	36,145.66	43,100.10	.670	275.40	.639	31.300
30.000	OWENS ILL INC NEW ACCOUNT 21-10-660-0333396	795.73	795.73	921.00	.014	17.82	1.935	30.700
52.000	PPL CORPORATION ACCOUNT 21-10-660-0333396	1,224.60	1,224.60	1,368.64	.021	72.80	5.319	26.320
26.000	PAN AMERICAN SILVER CORP ISIN CAG979001089 SEDOL 2669272 ACCOUNT 21-10-640-0333396	816.21	816.21	1,071.46	.017	1.30	.121	41.210
51.000	PARAMETRIC TECHNOLOGY CORP ACCOUNT 21-10-660-0333396	830.87	830.87	1,149.03	.018			22.530
17.000	PARKER HANIFFIN CORP ACCOUNT 21-10-660-0333396	1,138.15	1,068.25	1,467.10	.023	19.72	1.344	86.300
24.000	PARKER HANIFFIN CORP ACCOUNT 21-10-640-0333396	1,583.09	1,498.50	2,071.20	.032	27.84	1.344	86.300
42.000	PENTAIR INC ACCOUNT 21-10-660-0333396	1,297.34	1,297.34	1,533.42	.024	33.60	2.191	36.510
1,633.000	PFIZER INC ACCOUNT 21-10-633-0333396	26,173.42	25,059.39	28,593.83	.444	1,306.40	4.569	17.510
267.000	PHILIP MORRIS INTERNAT-W/I ACCOUNT 21-10-633-0333396	7,526.80	6,459.49	15,627.51	.243	683.52	4.374	58.530



STATEMENT OF INVESTMENTS

AS OF 12/31/10

ACCOUNT
21-10-501-0333396

MAYER CHARITABLE FOUNDATION

PAGE 23

PAR VALUE /SHARES	INVESTMENT DESCRIPTION	CARRYING VALUE	TAX COST	MARKET VALUE	% OF MARKET	ESTIMATED INCOME	YIELD AT MARKET	MARKET UNIT PRICE
221.000	PHILLIPS-VAN HEUSEN CORP ACCOUNT 21-10-612-0333396	13,695.28	13,695.28	13,925.21	.216	33.15	.238	63.010
23.000	PINNACLE WEST CAPITAL CORP ACCOUNT 21-10-660-0333396	823.56	823.56	953.35	.015	48.30	5.066	41.450
20.000	PLANTRONICS INC NEW ACCOUNT 21-10-640-0333396	636.78	636.78	744.40	.012	4.00	.537	37.220
220.000	POLO RALPH LAUREN CORP CL A ACCOUNT 21-10-612-0333396	19,234.31	19,234.31	24,402.40	.379	88.00	.361	110.920
23.000	POLYCOM INC ACCOUNT 21-10-640-0333396	816.48	816.48	896.54	.014			38.980
26.000	POLYCOM INC ACCOUNT 21-10-660-0333396	909.45	909.45	1,013.48	.016			38.980
172.000	PRECISION CASTPARTS CORP ACCOUNT 21-10-612-0333396	18,724.27	18,050.39	23,944.12	.372	20.64	.086	139.210
26.000	PRICE T ROWE GROUP INC ACCOUNT 21-10-640-0333396	1,478.99	1,295.54	1,678.04	.026	28.08	1.673	64.540
12.000	PRICELINE.COM INC ACCOUNT 21-10-640-0333396	2,808.40	2,670.95	4,794.60	.074			399.550
7.000	PRICELINE.COM INC ACCOUNT 21-10-612-0333396	2,825.32	2,825.32	2,796.85	.043			399.550
95.000	PRINCIPAL FINANCIAL GROUP ACCOUNT 21-10-660-0333396	2,196.26	2,196.26	3,093.20	.048	52.25	1.689	32.560



STATEMENT OF INVESTMENTS

AS OF 12/31/10

ACCOUNT
21-10-501-033396

MAYER CHARITABLE FOUNDATION

PAGE 24

PAR VALUE /SHARES	INVESTMENT DESCRIPTION	CARRYING VALUE	TAX COST	MARKET VALUE	% OF MARKET	ESTIMATED INCOME	YIELD AT MARKET	MARKET UNIT PRICE
370.000	PROCTER & GAMBLE CO ACCOUNT 21-10-633-033396	20,452.66	20,210.00	23,802.10	.370	712.99	2.995	64.330
1,794.000	PROGRESSIVE CORP OHIO ACCOUNT 21-10-633-033396	32,933.47	31,945.54	35,646.78	.554	715.81	2.008	19.870
50.000	QEP RESOURCES INC ACCOUNT 21-10-660-033396	1,508.08	1,500.83	1,815.50	.028	4.00	.220	36.310
49.000	QUALCOMM INC ACCOUNT 21-10-640-033396	1,884.13	1,754.80	2,425.01	.038	37.24	1.536	49.490
615.000	QUALCOMM INC ACCOUNT 21-10-612-033396	24,544.59	24,544.59	30,436.35	.473	467.40	1.536	49.490
22.000	RANGE RES CORP ACCOUNT 21-10-660-033396	919.90	393.17	989.56	.015	3.52	.356	44.980
345.000	RED HAT INC ACCOUNT 21-10-612-033396	14,211.16	14,211.16	15,749.25	.245			45.650
34.000	REPUBLIC SVCS INC ACCOUNT 21-10-660-033396	878.90	783.46	1,015.24	.016	27.20	2.679	29.860
50.000	RIVERBED TECHNOLOGY INC ACCOUNT 21-10-640-033396	718.20	718.20	1,756.50	.027			35.170
19.000	RYDER SYSTEM INC ACCOUNT 21-10-660-033396	729.75	729.75	1,000.16	.016	20.52	2.052	52.640
114.000	SLM CORP ACCOUNT 21-10-660-033396	1,303.98	1,012.45	1,435.26	.022	114.00	7.943	12.590
185.000	SALESFORCE.COM ACCOUNT 21-10-612-033396	9,699.96	7,562.37	24,420.00	.379			132.000



STATEMENT OF INVESTMENTS

AS OF 12/31/10

PAGE 25

ACCOUNT
21-10-501-0333396

MAYER CHARITABLE FOUNDATION

PAR VALUE /SHARES	INVESTMENT DESCRIPTION	CARRYING VALUE	TAX COST	MARKET VALUE	% OF MARKET	ESTIMATED INCOME	YIELD AT MARKET	MARKET UNIT PRICE
44.000	SCANA CORP W/I ACCOUNT 21-10-660-0333396	1,590.32	1,590.32	1,786.40	.028	83.60	4.680	40.600
11.000	SCHLUMBERGER LTD SEDOL 2779201 ISIN AN8068571086 ACCOUNT 21-10-640-0333396	818.50	818.50	918.50	.014	11.00	1.198	83.500
530.000	SCHLUMBERGER LTD SEDOL 2779201 ISIN AN8068571086 ACCOUNT 21-10-612-0333396	36,040.78	25,575.94	44,255.00	.688	530.00	1.198	83.500
895.000	SCHWAB CHARLES CORP NEW ACCOUNT 21-10-612-0333396	15,633.89	9,436.42	15,313.45	.238	214.80	1.403	17.110
16.000	SCRIPPS NETWORKS INTERAC CL A ACCOUNT 21-10-640-0333396	840.48	840.48	828.00	.013	4.80	.580	51.750
1,357.000	SEALED AIR CORP ACCOUNT 21-10-633-0333396	27,570.32	26,454.62	34,555.65	.537	705.64	2.043	25.450
16.000	SEMPRA ENERGY ACCOUNT 21-10-660-0333396	756.92	756.92	839.68	.013	24.96	2.973	52.480
265.000	SHIRE PLC SPONSORED ADR ACCOUNT 21-10-612-0333396	15,417.86	14,879.14	19,180.70	.298	91.43	.477	72.380
28.000	JM SHUCKER CO/THE-NEW COM WI ACCOUNT 21-10-660-0333396	1,339.70	1,339.70	1,838.20	.029	44.80	2.437	65.650
397.000	SPRINT NEXTEL CORP ACCOUNT 21-10-660-0333396	1,769.93	1,703.16	1,679.31	.026	39.70	2.364	4.230



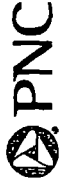
STATEMENT OF INVESTMENTS

AS OF 12/31/10

ACCOUNT
21-10-501-0333396

MAYER CHARITABLE FOUNDATION

PAR VALUE /SHARES	INVESTMENT DESCRIPTION	CARRYING VALUE	TAX COST	MARKET VALUE	% OF MARKET	ESTIMATED INCOME	YIELD AT MARKET	MARKET UNIT PRICE
79.000	STARBUCKS CORP ACCOUNT 21-10-640-0333396	1,543.92	1,102.86	2,538.27	.039	41.08	1.618	32.130
832.000	STARBUCKS CORP ACCOUNT 21-10-612-0333396	20,442.04	20,435.73	26,732.16	.415	432.64	1.618	32.130
63.000	SUNTRUST BANKS INC ACCOUNT 21-10-660-0333396	1,127.90	1,127.90	1,859.13	.029	2.52	.136	29.510
29.000	TRW AUTOMOTIVE HOLDINGS CORP ACCOUNT 21-10-660-0333396	901.02	901.02	1,528.30	.024			52.700
24.000	TALEO CORP CLASS A ACCOUNT 21-10-640-0333396	614.71	614.71	663.60	.010			27.650
19.000	TANGER FACTORY OUTLET ACCOUNT 21-10-660-0333396	939.15	939.15	972.61	.015	29.45	3.028	51.190
23.000	TECK RESOURCES LTD CL B ISIN CA8787422044 SEDOL 2124533 ACCOUNT 21-10-640-0333396	949.25	949.25	1,422.09	.022	8.67	.610	61.830
44.000	TEMPLE-INLAND INC ACCOUNT 21-10-660-0333396	859.91	859.91	934.56	.015	19.36	2.072	21.240
367.000	TEVA PHARMACEUTICAL INDS LTD ADR ACCOUNT 21-10-612-0333396	16,113.60	15,479.04	19,131.71	.297	244.79	1.279	52.130
898.000	TEXAS INSTRUMENTS INC ACCOUNT 21-10-633-0333396	20,435.83	15,777.52	29,185.00	.453	466.96	1.600	32.500
42.000	TEXTRON INC ACCOUNT 21-10-660-0333396	870.05	870.05	992.88	.015	3.36	.338	23.640



STATEMENT OF INVESTMENTS

AS OF 12/31/10

PAGE 27

ACCOUNT
21-10-501-0333396

MAYER CHARITABLE FOUNDATION

PAR VALUE /SHARES	INVESTMENT DESCRIPTION	CARRYING VALUE	TAX COST	MARKET VALUE	% OF MARKET	ESTIMATED INCOME	YIELD AT MARKET	MARKET UNIT PRICE
70.000	THOMPSON CREEK METALS CO INC ISIN CA8847681027 SEDOL B0714P2 ACCOUNT 21-10-660-0333396	948.04	948.04	1,030.40	.016			14.720
279.000	TRANSATLANTIC HOLDINGS INC ACCOUNT 21-10-633-0333396	13,462.90	12,574.02	14,401.98	.224	234.36	1.627	51.620
27.000	TRIMBLE NAVIGATION LTD ACCOUNT 21-10-640-0333396	784.33	593.12	1,078.11	.017			39.930
143.000	UNION PACIFIC CORP ACCOUNT 21-10-612-0333396	8,913.75	8,890.26	13,250.38	.206	217.36	1.640	92.660
222.000	UNITED TECHNOLOGIES CORP ACCOUNT 21-10-612-0333396	14,992.90	14,329.15	17,475.84	.272	377.40	2.160	78.720
13.000	UNITED THERAPEUTICS CORP DEL ACCOUNT 21-10-640-0333396	737.19	737.19	821.86	.013			63.220
40.000	UNUM GROUP ACCOUNT 21-10-660-0333396	948.35	948.35	968.80	.015	14.80	1.528	24.220
-57.000	URBAN OUTFITTERS INC ACCOUNT 21-10-660-0333396	-2,153.98	-2,153.98	-2,041.17	.032			35.810
232.000	URBAN OUTFITTERS INC ACCOUNT 21-10-612-0333396	8,141.53	8,141.53	8,307.92	.129			35.810
13.000	VARIAN MEDICAL SYSTEMS INC ACCOUNT 21-10-640-0333396	357.95	357.95	900.64	.014			69.280
16.000	VEECO INSTRUMENTS INC DEL ACCOUNT 21-10-640-0333396	730.57	730.57	687.36	.011			42.960



STATEMENT OF INVESTMENTS

AS OF 12/31/10

MAYER CHARITABLE FOUNDATION

ACCOUNT
21-10-501-0333396

PAR VALUE /SHARES	INVESTMENT DESCRIPTION	CARRYING VALUE	TAX COST	MARKET VALUE	% OF MARKET	ESTIMATED INCOME	YIELD AT MARKET	MARKET UNIT PRICE
31.000	VENTAS INC ACCOUNT 21-10-660-0333396	1,525.16	1,525.16	1,626.88	.025	66.34	4.078	52.480
21.000	VERIFONE SYSTEMS INC ACCOUNT 21-10-640-0333396	860.28	860.28	809.76	.013			38.560
204.000	VERTEX PHARMACEUTICALS INC ACCOUNT 21-10-612-0333396	6,880.25	6,461.10	7,146.12	.111			35.030
309.000	VISA INC CLASS A SHARES ACCOUNT 21-10-612-0333396	20,650.68	16,688.65	21,747.42	.338	185.40	.853	70.380
437.000	VMHARE INC CLASS A ACCOUNT 21-10-612-0333396	23,028.69	22,944.43	38,853.67	.604			88.910
18.000	WATERS CORP ACCOUNT 21-10-640-0333396	996.01	950.72	1,398.78	.022			77.710
2,260.000	WELLS FARGO & COMPANY ACCOUNT 21-10-633-0333396	44,681.29	38,740.48	70,037.40	1.088	452.00	.645	30.990
424.000	WHOLE FOODS MKT INC ACCOUNT 21-10-612-0333396	15,574.27	15,572.70	21,450.16	.333	42.40	.198	50.590
31.000	WYNDHAM WORLDWIDE CORP - W/I ACCOUNT 21-10-660-0333396	939.30	939.30	928.76	.014	14.88	1.602	29.960
95.000	XCEL ENERGY INC ACCOUNT 21-10-660-0333396	2,025.81	2,025.81	2,237.25	.035	95.95	4.289	23.550



STATEMENT OF INVESTMENTS

AS OF 12/31/10

PAGE 29

ACCOUNT
21-10-501-0333396

MAYER CHARITABLE FOUNDATION

PAR VALUE /SHARES	INVESTMENT DESCRIPTION	CARRYING VALUE	TAX COST	MARKET VALUE	% OF MARKET	ESTIMATED INCOME	YIELD AT MARKET	MARKET UNIT PRICE
	TOTAL COMMON STOCK	2,111,543.25	1,936,947.05	2,814,394.01	43.728	31,257.37	1.111	
	MUTUAL FUNDS - FIXED							
8,300.273	BLACKROCK BOND PORTFOLIO FUND #317 INSTITUTIONAL CLASS ACCOUNT 21-10-001-0333396	77,633.30	77,633.30	77,275.54	1.201	1,993.00	2.579	9.310
62,706.673	BLACKROCK TOTAL RETURN PORTFOLIO II INSTL FUND 332 INSTITUTIONAL CLASS ACCOUNT 21-10-001-0333396	524,850.61	523,277.28	584,426.19	9.080	24,643.06	4.217	9.320
67,083.335	PIMCO FDS TOTAL RETURN BD FUND INSTL CLASS, FD #35 ACCOUNT 21-10-001-0333396	690,672.59	690,672.59	727,854.18	11.309	28,387.90	3.900	10.850
58,991.728	VANGUARD TOTAL BOND MARKET INDEX FUND CL SIG FD #1351 ACCOUNT 21-10-001-0333396	599,309.22	598,630.29	625,312.32	9.715	21,114.59	3.377	10.600
7,399.595	WESTERN ASSET INTMD BND-IN ACCOUNT 21-10-001-0333396	77,977.15	77,977.15	78,953.68	1.227	3,273.29	4.146	10.670
	TOTAL MUTUAL FUNDS - FIXED	1,970,442.87	1,968,190.61	2,093,821.91	32.532	79,411.84	3.793	
	MUTUAL FUNDS - EQUITY							
13,178.763	ARTISAN FDS INC INTERNATIONAL FUND # 661 ACCOUNT 21-10-001-0333396	275,716.06	225,970.10	285,979.16	4.443	5,403.29	1.889	21.700



STATEMENT OF INVESTMENTS

AS OF 12/31/10

PAGE 30

ACCOUNT 21-10-501-0333396
MAYER CHARITABLE FOUNDATION

PAR VALUE /SHARES	INVESTMENT DESCRIPTION	CARRYING VALUE	TAX COST	MARKET VALUE	% OF MARKET	ESTIMATED INCOME	YIELD AT MARKET	MARKET UNIT PRICE
5,337.737	ARTISAN SMALL CAP VALUE ACCOUNT 21-10-001-0333396	49,141.20	46,984.85	89,940.87	1.397			16.850
3,825.807	BARON SMALL CAP FUND FUND #583 ACCOUNT 21-10-001-0333396	50,003.83	50,003.83	90,977.69	1.414			23.780
12,096.629	BLACKROCK FUNDS INDEX EQUITY PORTFOLIO FUND 326 INSTITUTIONAL CLASS ACCOUNT 21-10-001-0333396	264,792.59	264,792.59	292,375.52	4.543	4,996.97	1.709	24.170
2,388.201	BLACKROCK FUNDS INTL OPPORTUNITIES PORTFOLIO FUND 334 INSTITUTIONAL SHARES ACCOUNT 21-10-001-0333396	75,846.82	75,846.82	83,539.27	1.298	3,422.35	4.097	34.980
6,026.842	HARBOR INTERNATIONAL FUND CLASS INS ACCOUNT 21-10-001-0333396	191,442.20	171,922.42	364,925.28	5.670	6,207.65	1.701	60.550
728.000	ISHARES RUSSELL MIDCAP INDEX FD ETF ACCOUNT 21-10-001-0333396	61,392.24	61,392.24	74,074.00	1.151	1,075.98	1.453	101.750
3,355.590	RS EMERGING MARKETS FUND CLASS A ACCOUNT 21-10-001-0333396	77,450.77	77,450.77	89,728.48	1.394	1,174.46	1.309	26.740
	TOTAL MUTUAL FUNDS - EQUITY	1,045,785.71	976,363.62	1,371,540.27	21.310	22,280.70	1.625	



STATEMENT OF INVESTMENTS

AS OF 12/31/10

PAGE 31

ACCOUNT
21-10-501-0333396

MAYER CHARITABLE FOUNDATION

PAR VALUE /SHARES	INVESTMENT DESCRIPTION	CARRYING VALUE	TAX COST	MARKET VALUE	% OF MARKET	ESTIMATED INCOME	YIELD AT MARKET	MARKET UNIT PRICE
		<u>5,284,265.70</u>	<u>5,037,995.15</u>	<u>6,436,250.06</u>	<u>100.000</u>	<u>133,046.94</u>	<u>2.067</u>	
TOTAL INVESTMENTS								



A C C O U N T S U M M A R Y

12/31/10 THROUGH 12/31/10

PAGE 32

ACCOUNT
21-10-501-0333396

MAYER CHARITABLE FOUNDATION

	INCOME CASH	INCOME CARRYING VALUE	PRINCIPAL CASH	PRINCIPAL CARRYING VALUE
--	-------------	-----------------------	----------------	--------------------------

	0.00	3,234.09	0.00	5,281,031.61
--	------	----------	------	--------------

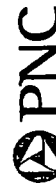
YOUR TRUST ACCOUNT BALANCES ON 12/31/10 WERE
 DURING THE PERIOD INCOME WAS RECEIVED FROM
 NO DIVIDENDS THIS PERIOD
 NO NON-TAXABLE INTEREST INCOME THIS PERIOD
 NO TAXABLE INTEREST INCOME THIS PERIOD
 NO RENTAL INCOME THIS PERIOD

THIS TOTAL INCOME RECEIVED EQUALED
 NO CONTRIBUTIONS WERE RECEIVED THIS PERIOD

NO SALES THIS PERIOD
 NO INCOME OR PRINCIPAL TRANSFERS THIS PERIOD

NO PURCHASES THIS PERIOD
 EXPENSES INCURRED DURING THIS PERIOD WERE
 NO FEES CHARGED THIS PERIOD
 NO OTHER EXPENSES THIS PERIOD

FOR TOTAL EXPENSES OF
 NO PAYMENTS WERE MADE TO OR FOR YOU THIS PERIOD
 YOUR CURRENT BALANCES AS OF 12/31/10 ARE



01/01/10 THROUGH 12/31/10

ACCOUNT 0333396 MAYER CHARITABLE FOUNDATION

DATE 05/09/11
 TIME 09:32
 PAGE 0003

LONG TERM CAPITAL GAIN DISTRIBUTION

TOTALS FOR TAX CODE 081

.52

13,093.21 P

SHORT TERM CAPITAL GAIN DISTRIBUTION

TOTALS FOR TAX CODE 082

26,461.36 P

SALES-COLLECTIVE FUNDS

TOTALS FOR TAX CODE 831

189,265.50-P

210,000.00	214,648.67	185,868.19
249,555.09	93,796.49	82,342.68
118,435.44	222,708.26	188,722.36
89,606.39	222,708.26	188,722.36
342,421.65	93,796.49	82,342.68
105,936.00	214,648.67	185,868.19

612
 633
 640
 660

Page 1 Fund I
 Line 600

287,792.48

- T R A N S A C T I O N A N A L Y S I S / S U M M A R Y -
 01/01/10 THROUGH 12/31/10
 ACCOUNT 0333396 MAYER CHARITABLE FOUNDATION

DATE	DESCRIPTION	-TRANSACTION-	-CODES-	HISTORY	INCOME	PRINCIPAL	INVEST/UNITS
		TRAN TAX INDV					
02-26-10	LONG TERM CAPITAL GAINS DISTRIBUTION PAYABLE 12/31/09 AT .0000 PER SHARE	081 081 00-0000	40757-00001	02-26-10		.13	
	BLACKROCK LIQUIDITY FUNDS						
	TEMPFUND						
	ADMINISTRATION SHARES #H1						
06-10-10	MUTUAL FUND AGENT	085 831	9464 40861-00002	06-10-10	150,000.00		134,751.80-
	06/09 SALE 16,146.394 SHS @ 9.2899						16,146.394-
	BLACKROCK						
	TOTAL RETURN PORTFOLIO II INSTL						
	FUND 332 INSTITUTIONAL CLASS						
09-10-10	MUTUAL FUND AGENT	085 831	9464 40953-00001	09-10-10	55,000.00		51,746.16-
	09/09 SALE 5,097.312 SHS @ 10.79						5,097.312-
	VANGUARD TOTAL BOND MARKET						
	INDEX FUND CL SIG						
	FD #1351						
12-09-10	PURC 2,189.169 SHS THRU REINV OF SHORT TERM CAP GAIN DUE 12/08/10 @ \$ 10.8000	083 082	41043-00001	12-09-10			23,643.03
	PIMCO FDS						2,189.169
	TOTAL RETURN BD FUND						
	INSTL CLASS, FD #35						
12-09-10	PURC 1,000.993 SHS THRU REINVESTMENT OF CAP GAIN PAYABLE 12/08/10 @ 10.8000	083 081	41043-00002	12-09-10			10,810.72
	PIMCO FDS						1,000.993
	TOTAL RETURN BD FUND						
	INSTL CLASS, FD #35						
12-10-10	MUTUAL FUND AGENT	085 831	9464 41044-00001	12-10-10	5,000.00		2,767.54-
	12/09 SALE 300.842 SHS @ 16.62						300.842-
	ARTISAN SMALL CAP VALUE						
12-10-10	PURC 34.876 SHS THRU REINVESTMENT OF CAP GAIN PAYABLE 12/09/10 @ 10.6700	083 081	41044-00002	12-10-10			372.13
	WESTERN ASSET INTMD BND-IN						34.876
12-10-10	PURC 55.099 SHS THRU REINV OF SHORT TERM CAP GAIN DUE 12/09/10 @ \$ 10.6700	083 082	41044-00003	12-10-10			587.91
	WESTERN ASSET INTMD BND-IN						55.099
12-23-10	PURC 9.648 SHS THRU REINVESTMENT OF CAP GAIN PAYABLE 12/23/10 @ 9.3000	083 081	41057-00001	12-23-10			89.73
	BLACKROCK BOND PORTFOLIO						9.648
	FUND #317 INSTITUTIONAL CLASS						

12-23-10 PURC 65.966 SHS THRU REINV OF SHORT 41057-00002 613.48
 TERM CAP GAIN DUE 12/23/10 @ \$ 9.3000 12-23-10 65.966
 BLACKROCK BOND PORTFOLIO
 FUND #317 INSTITUTIONAL CLASS

12-23-10 PURC 72.745 SHS THRU REINV OF SHORT 41057-00003 677.26
 TERM CAP GAIN DUE 12/23/10 @ \$ 9.3100 12-23-10 72.745
 BLACKROCK
 TOTAL RETURN PORTFOLIO II INSTL

FUND 332 INSTITUTIONAL CLASS

12-28-10 PURC 89.069 SHS THRU REINV OF SHORT 41062-00001 939.68
 TERM CAP GAIN DUE 12/27/10 @ \$ 10.5500 12-28-10 89.069
 VANGUARD TOTAL BOND MARKET
 INDEX FUND CL SIG
 FD #1351

12-28-10 PURC 172.572 SHS THRU REINVESTMENT 41062-00002 1,820.63
 OF CAP GAIN PAYABLE 12/27/10 @ 10.5500 12-28-10 172.572
 VANGUARD TOTAL BOND MARKET
 INDEX FUND CL SIG
 FD #1351

12-28-10 LONG TERM CAPITAL GAINS DISTRIBUTION .39
 PAYABLE 12/21/10 AT .0000 PER SHARE
 BLACKROCK LIQUIDITY FUNDS
 TEMPFUND
 ADMINISTRATION SHARES #H1

- T R A N S A C T I O N A N A L Y S I S / S U M M A R Y -
 01/01/10 THROUGH 12/31/10
 ACCOUNT 0333396 MAYER CHARITABLE FOUNDATION LCGR

BANK 21
 REGION 10
 OFFICE 612

- TRANSACTION-
 DATE DESCRIPTION -
 -CODES- HISTORY INCOME PRINCIPAL INVEST/UNITS
 TRAN TAX INDV

TOTALS FOR TAX CODE 081	LONG TERM CAPITAL GAIN DISTRIBUTION			.23	
TOTALS FOR TAX CODE 830	SALES	1,184,357.21			1,055,936.00-P
		<u>1184357.44</u>			

- T R A N S A C T I O N A N A L Y S I S / S U M M A R Y -
 01/01/10 THROUGH 12/31/10
 ACCOUNT 0333396 MAYER CHARITABLE FOUNDATION LCGR

DATE	TRANSACTION- DESCRIPTION	-CODES- TRAN TAX INDV	HISTORY	INCOME	C A S H - PRINCIPAL	INVEST/UNITS
01-04-10	BNY CONVERGEX 12/29 SALE 137 SHS @ 17.795 MISC .06 WEATHERFORD INTL LTD SEDOL B5KL6S7 ISIN CH0038838394	085 830	9333 40704-00001 01-04-10	2,437.85	2,437.85	2,979.02- 137.000-
01-04-10	BNY CONVERGEX 12/29 SALE 135 SHS @ 17.9504 MISC .06 WEATHERFORD INTL LTD SEDOL B5KL6S7 ISIN CH0038838394	085 830	9333 40704-00002 01-04-10	2,423.24	2,423.24	2,935.52- 135.000-
01-11-10	BNY CONVERGEX 01/06 SALE 12 SHS @ 156.75 MISC .05 ALCON INC SEDOL 2852395 ISIN CH0013826497	085 830	9333 40711-00001 01-11-10	1,880.95	1,880.95	1,195.66- 12.000-
01-11-10	BNY CONVERGEX 01/06 SALE 11 SHS @ 155.4637 MISC .04 ALCON INC SEDOL 2852395 ISIN CH0013826497	085 830	9333 40711-00002 01-11-10	1,710.06	1,710.06	1,096.02- 11.000-
01-11-10	BNY CONVERGEX 01/06 SALE 38 SHS @ 74.6578 MISC .07 SALESFORCE.COM	085 830	9333 40711-00004 01-11-10	2,836.92	2,836.92	1,823.97- 38.000-
01-11-10	BNY CONVERGEX 01/06 SALE 37 SHS @ 74.6325 MISC .07 SALESFORCE.COM	085 830	9333 40711-00005 01-11-10	2,761.33	2,761.33	1,775.97- 37.000-
01-12-10	BNY CONVERGEX 01/07 SALE 192 SHS @ 30.6578 MISC .15 AGILENT TECHNOLOGIES (IPO)	085 830	9333 40712-00001 01-12-10	5,886.15	5,886.15	5,001.03- 192.000-
01-12-10	BNY CONVERGEX 01/07 SALE 191 SHS @ 30.6152 MISC .15 AGILENT TECHNOLOGIES (IPO)	085 830	9333 40712-00002 01-12-10	5,847.35	5,847.35	4,974.98- 191.000-

-TRANSACTION- DESCRIPTION		DATE	-CODES- TRAN TAX INDV	HISTORY	INCOME	PRINCIPAL	INVEST/UNITS
01-12-10	BNY CONVERGEX 01/07 SALE 40 SHS @ 129.5865 MISC .13 AMAZON COM INC		085 830	9333 40712-00003 01-12-10	5,183.33	5,183.33	2,986.35- 40,000-
01-12-10	BNY CONVERGEX 01/07 SALE 173 SHS @ 31.1856 MISC .14 ANALOG DEVICES INC		085 830	9333 40712-00004 01-12-10	5,394.97	5,394.97	4,402.66- 173,000-
01-12-10	BNY CONVERGEX 01/07 SALE 171 SHS @ 31.3246 MISC .14 ANALOG DEVICES INC		085 830	9333 40712-00005 01-12-10	5,356.37	5,356.37	4,351.76- 171,000-
01-12-10	BNY CONVERGEX 01/07 SALE 109 SHS @ 44.8182 MISC .13 GILEAD SCIENCES INC		085 830	9333 40712-00006 01-12-10	4,885.06	4,885.06	3,194.27- 109,000-
01-12-10	BNY CONVERGEX 01/07 SALE 137 SHS @ 30.2101 MISC .11 MICROSOFT CORP		085 830	9333 40712-00007 01-12-10	4,138.68	4,138.68	3,406.17- 137,000-
01-12-10	BNY CONVERGEX 01/07 SALE 22 SHS @ 33.2014 MISC .02 NETAPP INC		085 830	9333 40712-00010 01-12-10	730.41	730.41	571.42- 22,000-
01-12-10	BNY CONVERGEX 01/07 SALE 21 SHS @ 33.0895 MISC .02 NETAPP INC		085 830	9333 40712-00011 01-12-10	694.86	694.86	545.45- 21,000-
01-12-10	BNY CONVERGEX 01/07 SALE 29 SHS @ 86.0361 MISC .06 VISA INC CLASS A SHARES		085 830	9333 40712-00016 01-12-10	2,494.98	2,494.98	1,795.45- 29,000-
01-12-10	BNY CONVERGEX 01/07 SALE 28 SHS @ 86.0825 MISC .06 VISA INC CLASS A SHARES		085 830	9333 40712-00017 01-12-10	2,410.25	2,410.25	1,733.54- 28,000-

- C A S H -

INCOME

HISTORY

-CODES-
TRAN TAX INDV

DATE

DATE 05/09/11
 TIME 09:26
 PAGE 0002

- T R A N S A C T I O N A N A L Y S I S / S U M M A R Y -
 01/01/10 THROUGH 12/31/10
 ACCOUNT 0333396 MAYER CHARITABLE FOUNDATION LCGR

DATE	DESCRIPTION	-TRANSACTION-	-CODES-	HISTORY	INCOME	PRINCIPAL	INVEST/UNITS
		DESCRIPTION	TRAN TAX INDV				
01-13-10	BNY CONVERGEX 01/08 SALE 36 SHS @ 131.5019 MISC .12 AMAZON COM INC		085 830 9333	40713-00001 01-13-10		4,733.95	2,687.71- 36,000-
01-15-10	BNY CONVERGEX 01/12 SALE 59 SHS @ 32.242 MISC .02 NETAPP INC		085 830 9333	40715-00002 01-15-10		1,902.25	1,532.45- 59,000-
01-19-10	BNY CONVERGEX 01/13 SALE 344 SHS @ 9.10 MISC .04 ADVANCED MICRO DEVICES INC		085 830 9333	40719-00001 01-19-10		3,130.36	1,879.51- 344,000-
01-19-10	BNY CONVERGEX 01/13 SALE 340 SHS @ 9.14 MISC .04 ADVANCED MICRO DEVICES INC		085 830 9333	40719-00002 01-19-10		3,107.56	1,857.65- 340,000-
01-19-10	BNY CONVERGEX 01/13 SALE 349 SHS @ 9.13 MISC .04 ADVANCED MICRO DEVICES INC		085 830 9333	40719-00003 01-19-10		3,186.33	1,906.83- 349,000-
01-19-10	BNY CONVERGEX 01/13 SALE 78 SHS @ 29.60 MISC .03 ANALOG DEVICES INC		085 830 9333	40719-00004 01-19-10		2,308.77	1,985.02- 78,000-
01-19-10	BNY CONVERGEX 01/13 SALE 79 SHS @ 29.7685 MISC .03 ANALOG DEVICES INC		085 830 9333	40719-00005 01-19-10		2,351.68	2,010.46- 79,000-
01-19-10	BNY CONVERGEX 01/13 SALE 77 SHS @ 29.96 MISC .03 ANALOG DEVICES INC		085 830 9333	40719-00006 01-19-10		2,306.89	1,959.57- 77,000-
01-20-10	BNY CONVERGEX 01/14 SALE 27 SHS @ 51.6332 MISC .02 KOHLS CORP		085 830 9333	40720-00001 01-20-10		1,394.08	1,110.61- 27,000-
01-21-10	BNY CONVERGEX 01/15 SALE 33 SHS @ 51.8011 MISC .02 KOHLS CORP		085 830 9333	40721-00001 01-21-10		1,709.41	1,357.42- 33,000-

- C A S H -

- T R A N S A C T I O N A N A L Y S I S / S U M M A R Y -
 01/01/10 THROUGH 12/31/10
 ACCOUNT 0333396 MAYER CHARITABLE FOUNDATION LGGR

BANK 21
 REGION 10
 OFFICE 612

DATE	-TRANSACTION- DESCRIPTION	-CODES- TRAN TAX INDV	HISTORY	- C A S H - INCOME	PRINCIPAL	INVEST/UNITS
01-22-10	BNY CONVERGEX 01/19 SALE 23 SHS @ 153.8118 MISC .04 ALCON INC SEDOL 2852395 ISIN CH0013826497	085 830	9333 40722-00001 01-22-10	3,537.63	2,291.68- 23,000-	
01-22-10	BNY CONVERGEX 01/19 SALE 29 SHS @ 51.60 MISC .02 KOHLS CORP	085 830	9333 40722-00004 01-22-10	1,496.38	1,192.88- 29,000-	
01-22-10	BNY CONVERGEX 01/19 SALE 90 SHS @ 52.1667 MISC .06 KOHLS CORP	085 830	9333 40722-00005 01-22-10	4,694.94	3,702.04- 90,000-	
01-25-10	BNY CONVERGEX 01/20 SALE 21 SHS @ 154.8025 MISC .04 ALCON INC SEDOL 2852395 ISIN CH0013826497	085 830	9333 40725-00001 01-25-10	3,250.81	2,092.40- 21,000-	
01-27-10	BNY CONVERGEX 01/22 SALE 15 SHS @ 416.4728 MISC .08 BAIDU INC	085 830	9333 40727-00001 01-27-10	6,247.01	4,408.24- 15,000-	
01-28-10	BNY CONVERGEX 01/25 SALE 26 SHS @ 201.654 MISC .07 APPLE INC	085 830	9333 40728-00001 01-28-10	5,242.94	3,120.74- 26,000-	
02-01-10	BNY CONVERGEX 01/27 SALE 36 SHS @ 50.6276 MISC .02 KOHLS CORP	085 830	9333 40732-00002 02-01-10	1,822.57	1,480.81- 36,000-	
02-02-10	BNY CONVERGEX 01/28 SALE 32 SHS @ 50.7259 MISC .02 KOHLS CORP	085 830	9333 40733-00001 02-02-10	1,623.21	1,316.28- 32,000-	
02-03-10	BNY CONVERGEX 01/29 SALE 71 SHS @ 53.4615 MISC .05 ABBOTT LABORATORIES INC	085 830	9333 40734-00001 02-03-10	3,795.72	3,581.93- 71,000-	

- C A S H -

INCOME

PRINCIPAL

INVEST/UNITS

HISTORY

-CODES-
 TRAN TAX INDV

ACCOUNT 0333396 MAYER CHARITABLE FOUNDATION LCGR

ANALYSIS / SUMMARY -
 01/01/10 THROUGH 12/31/10

DATE	DESCRIPTION	-CODES- TRAN TAX INDV	HISTORY	INCOME	PRINCIPAL	INVEST/UNITS
02-03-10	BNY CONVERGEX 01/29 SALE 70 SHS @ 53.351 MISC .05 ABBOTT LABORATORIES INC	085 830 9333	40734-00002 02-03-10		3,734.52	3,531.48- 70.000-
02-03-10	BNY CONVERGEX 01/29 SALE 74 SHS @ 50.7815 MISC .05 KOHLS CORP	085 830 9333	40734-00007 02-03-10		3,757.78	3,043.90- 74.000-
02-10-10	BNY CONVERGEX 02/05 SALE 264 SHS @ 7.2246 MISC .02 ADVANCED MICRO DEVICES INC	085 830 9333	40741-00001 02-10-10		1,907.27	1,442.41- 264.000-
02-10-10	BNY CONVERGEX 02/05 SALE 265 SHS @ 7.3003 MISC .02 ADVANCED MICRO DEVICES INC	085 830 9333	40741-00002 02-10-10		1,934.55	1,447.88- 265.000-
02-10-10	BNY CONVERGEX 02/05 SALE 263 SHS @ 7.1343 MISC .02 ADVANCED MICRO DEVICES INC	085 830 9333	40741-00003 02-10-10		1,876.30	1,436.95- 263.000-
02-10-10	BNY CONVERGEX 02/05 SALE 133 SHS @ 19.34 MISC .03 INTEL CORP	085 830 9333	40741-00005 02-10-10		2,572.19	2,662.28- 133.000-
02-10-10	BNY CONVERGEX 02/05 SALE 134 SHS @ 19.3229 MISC .03 INTEL CORP	085 830 9333	40741-00006 02-10-10		2,589.24	2,682.30- 134.000-
02-10-10	BNY CONVERGEX 02/05 SALE 83 SHS @ 37.7819 MISC .04 JPMORGAN CHASE & CO	085 830 9333	40741-00007 02-10-10		3,135.86	3,513.38- 83.000-
02-10-10	BNY CONVERGEX 02/05 SALE 84 SHS @ 37.5418 MISC .04 JPMORGAN CHASE & CO	085 830 9333	40741-00008 02-10-10		3,153.47	3,555.71- 84.000-

02-17-10 BNY CONVERGEX 02/11 SALE 112 SHS @ 29.2129
 MISC .04
 UNILEVER PLC W/I
 SPONSORED ADR

02-18-10 BNY CONVERGEX 02/12 SALE 110 SHS @ 29.27
 MISC .04
 UNILEVER PLC W/I
 SPONSORED ADR

02-19-10 BNY CONVERGEX 02/16 SALE 172 SHS @ 38.93
 MISC .09
 QUALCOMM INC

02-19-10 BNY CONVERGEX 02/16 SALE 112 SHS @ 29.277
 MISC .04
 UNILEVER PLC W/I
 SPONSORED ADR

02-22-10 BNY CONVERGEX 02/17 SALE 96 SHS @ 17.6474
 MISC .02
 PFIZER INC

02-22-10 BNY CONVERGEX 02/17 SALE 145 SHS @ 17.731
 MISC .03
 PFIZER INC

02-22-10 BNY CONVERGEX 02/17 SALE 144 SHS @ 17.7082
 MISC .03
 PFIZER INC

02-22-10 BNY CONVERGEX 02/17 SALE 96 SHS @ 39.443
 MISC .05
 QUALCOMM INC

02-22-10 BNY CONVERGEX 02/17 SALE 102 SHS @ 29.5721
 MISC .04
 UNILEVER PLC W/I
 SPONSORED ADR

ACCOUNT 0333396 MAYER CHARITABLE FOUNDATION LCGR

-TRANSACTION-
 HISTORY

085 830 9333 40748-00001
 02-17-10

085 830 9333 40749-00002
 02-18-10

085 830 9333 40750-00001
 02-19-10

085 830 9333 40750-00002
 02-19-10

085 830 9333 40753-00005
 02-22-10

085 830 9333 40753-00006
 02-22-10

085 830 9333 40753-00007
 02-22-10

085 830 9333 40753-00008
 02-22-10

085 830 9333 40753-00009
 02-22-10

- C A S H -
 INCOME

3,271.80

3,219.66

6,695.87

3,278.98

1,694.13

2,570.96

2,549.95

3,786.48

3,016.32

PRINCIPAL

3,419.56-
 112.000-

3,358.50-
 110.000-

7,241.55-
 172.000-

3,419.56-
 112.000-

1,772.72-
 96.000-

2,677.54-
 145.000-

2,659.07-
 144.000-

4,041.79-
 96.000-

3,114.24-
 102.000-

INVEST/UNITS

- T R A N S A C T I O N A N A L Y S I S / S U M M A R Y -
 01/01/10 THROUGH 12/31/10
 ACCOUNT 0333396 MAYER CHARITABLE FOUNDATION LCGR

BANK 21
 REGION 10
 OFFICE 612

DATE	-TRANSACTION- DESCRIPTION	-CODES- TRAN TAX INDV	HISTORY	INCOME	C A S H - PRINCIPAL	INVEST/UNITS
02-22-10	BNY CONVERGEX 02/17 SALE 101 SHS @ 29.5524 MISC .04 UNILEVER PLC W/I SPONSORED ADR	085 830 9333	40753-00010 02-22-10		2,984.75	3,083.71- 101.000-
02-24-10	BNY CONVERGEX 02/19 SALE 93 SHS @ 39.6746 MISC .05 QUALCOMM INC	085 830 9333	40755-00003 02-24-10		3,689.69	3,915.49- 93.000-
02-24-10	BNY CONVERGEX 02/19 SALE 94 SHS @ 39.5326 MISC .05 QUALCOMM INC	085 830 9333	40755-00004 02-24-10		3,716.02	3,957.59- 94.000-
02-26-10	LONG TERM CAPITAL GAINS DISTRIBUTION PAYABLE 12/31/09 AT .0000 PER SHARE BLACKROCK LIQUIDITY FUNDS TEMPFUND ADMINISTRATION SHARES #H1	081 081 00-0000	40757-00007 02-26-10		.08	
03-01-10	BNY CONVERGEX 02/24 SALE 82 SHS @ 65.7852 MISC .07 CREE INC	085 830 9333	40760-00002 03-01-10		5,394.32	4,393.39- 82.000-
03-01-10	BNY CONVERGEX 02/24 SALE 97 SHS @ 17.9001 MISC .02 PFIZER INC	085 830 9333	40760-00005 03-01-10		1,736.29	1,791.18- 97.000-
03-01-10	BNY CONVERGEX 02/24 SALE 31 SHS @ 17.8905 MISC .01 PFIZER INC	085 830 9333	40760-00006 03-01-10		554.60	572.44- 31.000-
03-01-10	BNY CONVERGEX 02/24 SALE 66 SHS @ 17.846 MISC .01 PFIZER INC	085 830 9333	40760-00007 03-01-10		1,177.82	1,218.74- 66.000-
03-02-10	BNY CONVERGEX 02/25 SALE 98 SHS @ 17.4717 MISC .02 PFIZER INC	085 830 9333	40761-00006 03-02-10		1,712.20	1,809.65- 98.000-

DATE	DESCRIPTION	-TRANSACTION-	-CODES-	HISTORY	INCOME	PRINCIPAL	INVEST/UNITS
		DESCRIPTION	TRAN TAX INDV				
03-02-10	BNY CONVERGEX		085 830	9333 40761-00007	1,755.98	1,846.58-	100.000-
	02/25 SALE 100 SHS @ 17.56			03-02-10			
	MISC .02						
	PFIZER INC						
03-02-10	BNY CONVERGEX		085 830	9333 40761-00008	3,470.48	3,957.59-	94.000-
	02/25 SALE 94 SHS @ 36.9205			03-02-10			
	MISC .04						
	QUALCOMM INC						
03-02-10	BNY CONVERGEX		085 830	9333 40761-00009	3,553.62	4,041.79-	96.000-
	02/25 SALE 96 SHS @ 37.0194			03-02-10			
	MISC .05						
	QUALCOMM INC						
03-04-10	BNY CONVERGEX		085 830	9333 40763-00008	3,347.87	3,915.49-	93.000-
	03/01 SALE 93 SHS @ 35.9991			03-04-10			
	MISC .04						
	QUALCOMM INC						
03-04-10	BNY CONVERGEX		085 830	9333 40763-00009	4,023.06	4,715.43-	112.000-
	03/01 SALE 112 SHS @ 35.9206			03-04-10			
	MISC .05						
	QUALCOMM INC						
03-05-10	BNY CONVERGEX		085 830	9333 40764-00005	2,939.63	3,326.06-	79.000-
	03/02 SALE 79 SHS @ 37.211			03-05-10			
	MISC .04						
	QUALCOMM INC						
03-05-10	BNY CONVERGEX		085 830	9333 40764-00006	2,968.48	3,283.96-	78.000-
	03/02 SALE 78 SHS @ 38.0579			03-05-10			
	MISC .04						
	QUALCOMM INC						
03-09-10	BNY CONVERGEX		085 830	9333 40768-00001	5,573.50	5,196.31-	103.000-
	03/04 SALE 103 SHS @ 54.1123			03-09-10			
	MISC .07						
	ABBOTT LABORATORIES INC						
03-09-10	BNY CONVERGEX		085 830	9333 40768-00002	5,520.68	5,145.86-	102.000-
	03/04 SALE 102 SHS @ 54.125			03-09-10			
	MISC .07						
	ABBOTT LABORATORIES INC						

- C A S H -

ACCOUNT 0333396 MAYER CHARITABLE FOUNDATION LCGR

S U M M A R Y -

- TRANSACTION- DESCRIPTION		- CODES- TRAN TAX INDV		HISTORY		- C A S H -		INCOME		PRINCIPAL		INVEST/UNITS	
03-11-10	BNY CONVERGEX 03/08 SALE 377 SHS @ 29.9542 MISC .14 UNILEVER PLC W/I SPONSORED ADR	085	830	9333	40770-00005 03-11-10	11,292.59		11,292.59				11,510.48- 377.000-	
03-12-10	BNY CONVERGEX 03/09 SALE 92 SHS @ 38.70 MISC .05 LAZARD LTD CL A SEDOL B081VQ7 ISIN BMC540501027	085	830	9333	40771-00001 03-12-10	3,560.35		3,560.35				3,088.49- 92.000-	
03-12-10	BNY CONVERGEX 03/09 SALE 23 SHS @ 162.89 MISC .05 ALCON INC SEDOL 2852395 ISIN CH0013826497	085	830	9333	40771-00002 03-12-10	3,746.42		3,746.42				2,291.68- 23.000-	
03-12-10	BNY CONVERGEX 03/09 SALE 132 SHS @ 35.232 MISC .06 ADOBE SYSTEMS INC	085	830	9333	40771-00004 03-12-10	4,650.56		4,650.56				3,740.25- 132.000-	
03-12-10	BNY CONVERGEX 03/09 SALE 56 SHS @ 33.26 MISC .03 AGILENT TECHNOLOGIES (IPO)	085	830	9333	40771-00005 03-12-10	1,862.53		1,862.53				1,810.22- 56.000-	
03-12-10	BNY CONVERGEX 03/09 SALE 72 SHS @ 129.22 MISC .12 AMAZON COM INC	085	830	9333	40771-00006 03-12-10	9,303.72		9,303.72				5,375.43- 72.000-	
03-12-10	BNY CONVERGEX 03/09 SALE 23 SHS @ 106.32 MISC .04 APACHE CORPORATION	085	830	9333	40771-00007 03-12-10	2,445.32		2,445.32				2,402.58- 23.000-	
03-12-10	BNY CONVERGEX 03/09 SALE 48 SHS @ 224.26 MISC .14 APPLE INC	085	830	9333	40771-00008 03-12-10	10,764.34		10,764.34				5,761.37- 48.000-	
03-12-10	BNY CONVERGEX 03/09 SALE 5 SHS @ 541.21 MISC .04 BAIDU INC	085	830	9333	40771-00009 03-12-10	2,706.01		2,706.01				1,469.41- 5.000-	

- TRANSACTION- DESCRIPTION		- CODES- TRAN TAX INDV		HISTORY		- C A S H -		INVEST/UNITS
DATE						INCOME	PRINCIPAL	
03-12-10	BNY CONVERGEX 03/09 SALE 152 SHS @ 16.9115 MISC .04 BANK OF AMERICA CORP	085	830	9333	40771-00010 03-12-10	2,570.51	2,570.51	2,350.80- 152.000-
03-12-10	BNY CONVERGEX 03/09 SALE 90 SHS @ 58.93 MISC .07 BAXTER INTERNATIONAL INC	085	830	9333	40771-00011 03-12-10	5,303.63	5,303.63	4,915.56- 90.000-
03-12-10	BNY CONVERGEX 03/09 SALE 72 SHS @ 61.84 MISC .06 CELGENE CORP	085	830	9333	40771-00012 03-12-10	4,452.42	4,452.42	4,167.98- 72.000-
03-12-10	BNY CONVERGEX 03/09 SALE 197 SHS @ 26.1514 MISC .07 CISCO SYSTEMS INC	085	830	9333	40771-00013 03-12-10	5,151.76	5,151.76	4,559.77- 197.000-
03-12-10	BNY CONVERGEX 03/09 SALE 52 SHS @ 39.01 MISC .03 COACH INC	085	830	9333	40771-00014 03-12-10	2,028.49	2,028.49	1,410.35- 52.000-
03-12-10	BNY CONVERGEX 03/09 SALE 56 SHS @ 60.31 MISC .05 COSTCO WHOLESALE CORP	085	830	9333	40771-00015 03-12-10	3,377.31	3,377.31	3,462.49- 56.000-
03-12-10	BNY CONVERGEX 03/09 SALE 17 SHS @ 68.43 MISC .02 GREE INC	085	830	9333	40771-00016 03-12-10	1,163.29	1,163.29	910.82- 17.000-
03-12-10	BNY CONVERGEX 03/09 SALE 32 SHS @ 61.261 MISC .03 CUMMINS INC	085	830	9333	40771-00017 03-12-10	1,960.32	1,960.32	1,541.61- 32.000-
03-12-10	BNY CONVERGEX 03/09 SALE 154 SHS @ 33.2804 MISC .07 DISNEY WALT CO	085	830	9333	40771-00018 03-12-10	5,125.11	5,125.11	4,206.89- 154.000-
03-12-10	BNY CONVERGEX 03/09 SALE 91 SHS @ 25.0489 MISC .03 DOLLAR GENERAL CORP	085	830	9333	40771-00019 03-12-10	2,279.42	2,279.42	2,125.16- 91.000-

BANK 21
 REGION 10
 OFFICE 612

- TRANSACTION -
 AN ALY S I S / S U M M A R Y -
 01/01/10 THROUGH 12/31/10
 ACCOUNT 0333396 MAYER CHARITABLE FOUNDATION LCGR

DATE 05/09/11
 TIME 09:26
 PAGE 0011

DATE	DESCRIPTION	-TRANSACTION-	-CODES-	HISTORY	INCOME	PRINCIPAL	INVEST/UNITS
		DESCRIPTION	TRAN TAX INDV				
03-12-10	BNY CONVERGEX 03/09 SALE 24 SHS @ 98.60 MISC .04 EXPRESS SCRIPTS INC		085 830	9333 40771-00020 03-12-10		2,366.36	2,134.34- 24,000-
03-12-10	BNY CONVERGEX 03/09 SALE 106 SHS @ 47.4712 MISC .07 GILEAD SCIENCES INC		085 830	9333 40771-00022 03-12-10	5,031.88		3,453.37- 106,000-
03-12-10	BNY CONVERGEX 03/09 SALE 44 SHS @ 170.17 MISC .10 GOLDMAN SACHS GROUP INC		085 830	9333 40771-00023 03-12-10	7,487.38		4,519.38- 44,000-
03-12-10	BNY CONVERGEX 03/09 SALE 14 SHS @ 561.3795 MISC .10 GOOGLE INC-CL A		085 830	9333 40771-00024 03-12-10	7,859.21		4,575.77- 14,000-
03-12-10	BNY CONVERGEX 03/09 SALE 18 SHS @ 561.18 MISC .13 GOOGLE INC-CL A		085 830	9333 40771-00025 03-12-10	10,101.11		5,883.13- 18,000-
03-12-10	BNY CONVERGEX 03/09 SALE 144 SHS @ 52.081 MISC .10 HEWLETT-PACKARD CO		085 830	9333 40771-00026 03-12-10	7,499.56		6,655.54- 144,000-
03-12-10	BNY CONVERGEX 03/09 SALE 74 SHS @ 31.7501 MISC .03 HOME DEPOT INC		085 830	9333 40771-00027 03-12-10	2,349.48		2,134.16- 74,000-
03-12-10	BNY CONVERGEX 03/09 SALE 161 SHS @ 21.0915 MISC .05 INTEL CORP		085 830	9333 40771-00028 03-12-10	3,395.68		3,246.78- 161,000-
03-12-10	BNY CONVERGEX 03/09 SALE 53 SHS @ 42.47 MISC .03 JPMORGAN CHASE & CO		085 830	9333 40771-00029 03-12-10	2,250.88		2,243.48- 53,000-
03-12-10	BNY CONVERGEX 03/09 SALE 145 SHS @ 29.66 MISC .06 JUNIPER NETWORKS INC		085 830	9333 40771-00030 03-12-10	4,300.64		3,783.55- 145,000-

- T R A N S A C T I O N A N A L Y S I S / S U M M A R Y -
 01/01/10 THROUGH 12/31/10
 ACCOUNT 0333396 MAYER CHARITABLE FOUNDATION LCGR

BANK 21
 REGION 10
 OFFICE 612

DATE	-TRANSACTION- DESCRIPTION	-CODES- TRAN TAX INDV	HISTORY	INCOME	PRINCIPAL	INVEST/UNITS
03-12-10	BNY CONVERGEX 03/09 SALE 107 SHS @ 28.241 MISC .04 MARRIOTT INTERNATIONAL INC CL A	085 830 9333	40771-00031 03-12-10	3,021.75	3,021.75	2,772.48- 107.000-
03-12-10	BNY CONVERGEX 03/09 SALE 26 SHS @ 248.20 MISC .09 MARGARD INC CL A	085 830 9333	40771-00032 03-12-10	6,453.11	6,453.11	4,571.97- 26.000-
03-12-10	BNY CONVERGEX 03/09 SALE 14 SHS @ 50.70 MISC .01 MEAD JOHNSON NUTRITION CO	085 830 9333	40771-00033 03-12-10	709.79	709.79	666.16- 14.000-
03-12-10	BNY CONVERGEX 03/09 SALE 113 SHS @ 63.2305 MISC .10 MEDCO HEALTH SOLUTIONS INC	085 830 9333	40771-00034 03-12-10	7,144.95	7,144.95	5,591.46- 113.000-
03-12-10	BNY CONVERGEX 03/09 SALE 288 SHS @ 28.9812 MISC .11 MICROSOFT CORP	085 830 9333	40771-00035 03-12-10	8,346.48	8,346.48	7,160.40- 288.000-
03-12-10	BNY CONVERGEX 03/09 SALE 29 SHS @ 71.33 MISC .03 MONSANTO CO	085 830 9333	40771-00036 03-12-10	2,068.54	2,068.54	2,372.63- 29.000-
03-12-10	BNY CONVERGEX 03/09 SALE 93 SHS @ 29.23 MISC .04 MORGAN STANLEY	085 830 9333	40771-00037 03-12-10	2,718.35	2,718.35	2,850.32- 93.000-
03-12-10	BNY CONVERGEX 03/09 SALE 104 SHS @ 21.4918 MISC .03 MYLAN INC	085 830 9333	40771-00038 03-12-10	2,235.12	2,235.12	1,587.97- 104.000-
03-12-10	BNY CONVERGEX 03/09 SALE 142 SHS @ 32.7419 MISC .06 NETAPP INC	085 830 9333	40771-00039 03-12-10	4,649.29	4,649.29	3,799.50- 142.000-

- TRANSACTION-
 DESCRIPTION

DATE	DESCRIPTION	-TRANSACTION- DESCRIPTION	-CODES- TRAN TAX INDY	HISTORY	INCOME	PRINCIPAL	INVEST/UNITS
03-12-10	BNY CONVERGEX 03/09 SALE 75 SHS @ 68.99 MISC .07 NIKE INC CLASS B		085 830	9333 40771-00040 03-12-10		5,174.18	4,717.24- 75.000-
03-12-10	BNY CONVERGEX 03/09 SALE 73 SHS @ 81.56 MISC .08 OCCIDENTAL PETROLEUM CORP		085 830	9333 40771-00041 03-12-10		5,953.80	4,683.13- 73.000-
03-12-10	BNY CONVERGEX 03/09 SALE 28 SHS @ 120.79 MISC .05 PRECISION CASTPARTS CORP		085 830	9333 40771-00042 03-12-10		3,382.07	2,856.25- 28.000-
03-12-10	BNY CONVERGEX 03/09 SALE 63 SHS @ 38.65 MISC .04 QUALCOMM INC		085 830	9333 40771-00043 03-12-10		2,434.91	2,652.43- 63.000-
03-12-10	BNY CONVERGEX 03/09 SALE 51 SHS @ 74.07 MISC .05 SALESFORCE.COM		085 830	9333 40771-00044 03-12-10		3,777.52	2,674.05- 51.000-
03-12-10	BNY CONVERGEX 03/09 SALE 126 SHS @ 63.972 MISC .11 SCHLUMBERGER LTD		085 830	9333 40771-00045 03-12-10		8,060.36	8,568.19- 126.000-
03-12-10	BNY CONVERGEX 03/09 SALE 289 SHS @ 18.9901 MISC .07 SCHWAB CHARLES CORP NEW		085 830	9333 40771-00046 03-12-10		5,488.07	5,048.26- 289.000-
03-12-10	BNY CONVERGEX 03/09 SALE 44 SHS @ 66.13 MISC .04 SHIRE PLC SPONSORED ADR		085 830	9333 40771-00047 03-12-10		2,909.68	2,094.52- 44.000-
03-12-10	BNY CONVERGEX 03/09 SALE 59 SHS @ 43.79 MISC .04 SOUTHWESTERN ENERGY CO		085 830	9333 40771-00048 03-12-10		2,583.57	2,117.12- 59.000-

- C A S H -

ACCOUNT 0333396 MAYER CHARITABLE FOUNDATION LCGR

01/01/10 THROUGH 12/31/10

ACCOUNT 0333396 MAYER CHARITABLE FOUNDATION LCGR

DATE	-TRANSACTION- DESCRIPTION	-CODES- TRAN TAX INDV	HISTORY	INCOME	PRINCIPAL	INVEST/UNITS
03-12-10	BNY CONVERGEX 03/09 SALE 51 SHS @ 23.63 MISC .02 STARBUCKS CORP	085 830	9333 40771-00049 03-12-10	1,205.11	1,205.11	1,175.52- 51,000-
03-12-10	BNY CONVERGEX 03/09 SALE 71 SHS @ 52.9185 MISC .05 TARGET CORP	085 830	9333 40771-00050 03-12-10	3,757.16	3,757.16	3,389.25- 71,000-
03-12-10	BNY CONVERGEX 03/09 SALE 85 SHS @ 61.37 MISC .07 TEVA PHARMACEUTICAL INDS LTD ADR	085 830	9333 40771-00051 03-12-10	5,216.38	5,216.38	3,656.65- 85,000-
03-12-10	BNY CONVERGEX 03/09 SALE 51 SHS @ 45.91 MISC .03 TIFFANY & CO NEW	085 830	9333 40771-00052 03-12-10	2,341.38	2,341.38	1,959.30- 51,000-
03-12-10	BNY CONVERGEX 03/09 SALE 39 SHS @ 71.211 MISC .04 UNION PACIFIC CORP	085 830	9333 40771-00053 03-12-10	2,777.19	2,777.19	2,224.04- 39,000-
03-12-10	BNY CONVERGEX 03/09 SALE 43 SHS @ 71.83 MISC .04 UNITED TECHNOLOGIES CORP	085 830	9333 40771-00054 03-12-10	3,088.65	3,088.65	2,817.17- 43,000-
03-12-10	BNY CONVERGEX 03/09 SALE 52 SHS @ 41.91 MISC .03 VERTEX PHARMACEUTICALS INC	085 830	9333 40771-00055 03-12-10	2,179.29	2,179.29	1,715.67- 52,000-
03-12-10	BNY CONVERGEX 03/09 SALE 86 SHS @ 90.60 MISC .10 VISA INC CLASS A SHARES	085 830	9333 40771-00056 03-12-10	7,791.50	7,791.50	5,721.95- 86,000-
03-12-10	BNY CONVERGEX 03/09 SALE 64 SHS @ 54.29 MISC .05 VMWARE INC CLASS A	085 830	9333 40771-00057 03-12-10	3,474.51	3,474.51	2,807.10- 64,000-

- TRANSACTION-
DESCRIPTION

ANALYSIS / SUMMARY -
01/01/10 THROUGH 12/31/10
ACCOUNT 0333396 MAYER CHARITABLE FOUNDATION LCGR

DATE	DESCRIPTION	-TRANSACTION-	-CODES-	HISTORY	INCOME	PRINCIPAL	INVEST/UNITS
DATE	DESCRIPTION		TRAN TAX INDV				
03-12-10	BNY CONVERGEX 03/09 SALE 32 SHS @ 35.43 MISC .02 WHOLE FOODS MKT INC		085 830 9333	40771-00058 03-12-10		1,133.74	1,087.69- 32.000-
03-16-10	BNY CONVERGEX 03/11 SALE 31 SHS @ 61.1203 MISC .02 CELGENE CORP		085 830 9333	40775-00001 03-16-10		1,894.71	1,794.55- 31.000-
03-17-10	BNY CONVERGEX 03/12 SALE 26 SHS @ 61.24 MISC .02 CELGENE CORP		085 830 9333	40776-00001 03-17-10		1,592.22	1,505.11- 26.000-
03-23-10	BNY CONVERGEX 03/18 SALE 6 SHS @ 563.6686 MISC .04 BAIDU INC		085 830 9333	40782-00001 03-23-10		3,381.97	1,763.30- 6.000-
03-26-10	BNY CONVERGEX 03/23 SALE 77 SHS @ 36.1699 MISC .04 LAZARD LTD CL A SEDOL B081VQ7 ISIN BMG540501027		085 830 9333	40785-00001 03-26-10		2,785.05	2,584.93- 77.000-
03-26-10	BNY CONVERGEX 03/23 SALE 208 SHS @ 36.0003 MISC .10 LAZARD LTD CL A SEDOL B081VQ7 ISIN BMG540501027		085 830 9333	40785-00002 03-26-10		7,487.97	6,982.68- 208.000-
03-26-10	BNY CONVERGEX 03/23 SALE 209 SHS @ 36.2859 MISC .10 LAZARD LTD CL A SEDOL B081VQ7 ISIN BMG540501027		085 830 9333	40785-00003 03-26-10		7,583.66	7,016.25- 209.000-
03-26-10	BNY CONVERGEX 03/23 SALE 6 SHS @ 548.5589 MISC .04 GOOGLE INC-CL A		085 830 9333	40785-00005 03-26-10		3,291.31	1,961.04- 6.000-

DATE	-TRANSACTION- DESCRIPTION	-CODES- TRAN TAX INDV	HISTORY	- C A S H - INCOME	PRINCIPAL	INVEST/UNITS
03-29-10	BNY CONVERGEX 03/24 SALE 22 SHS @ 70.7471 MISC .02 CREE INC	085 830	9333 40788-00003 03-29-10	1,556.42	1,556.42	1,178.71- 22,000-
03-30-10	BNY CONVERGEX 03/25 SALE 23 SHS @ 71.364 MISC .02 CREE INC	085 830	9333 40789-00001 03-30-10	1,641.35	1,641.35	1,232.29- 23,000-
04-01-10	BNY CONVERGEX 03/29 SALE 58 SHS @ 98.9386 MISC .10 APACHE CORPORATION	085 830	9333 40791-00001 04-01-10	5,738.34	5,738.34	6,058.69- 58,000-
04-01-10	BNY CONVERGEX 03/29 SALE 71 SHS @ 62.72 MISC .08 SCHLUMBERGER LTD SEDOL 2779201 ISIN AN8068571086	085 830	9333 40791-00005 04-01-10	4,453.04	4,453.04	4,828.10- 71,000-
04-05-10	BNY CONVERGEX 03/30 SALE 30 SHS @ 99.5617 MISC .05 APACHE CORPORATION	085 830	9333 40795-00001 04-05-10	2,986.80	2,986.80	3,133.80- 30,000-
04-05-10	BNY CONVERGEX 03/30 SALE 29 SHS @ 99.66 MISC .05 APACHE CORPORATION	085 830	9333 40795-00002 04-05-10	2,890.09	2,890.09	3,029.34- 29,000-
04-05-10	BNY CONVERGEX 03/30 SALE 23 SHS @ 70.74 MISC .03 CREE INC	085 830	9333 40795-00003 04-05-10	1,626.99	1,626.99	1,232.29- 23,000-
04-05-10	BNY CONVERGEX 03/30 SALE 76 SHS @ 45.59 MISC .06 GILEAD SCIENCES INC	085 830	9333 40795-00004 04-05-10	3,464.78	3,464.78	2,680.97- 76,000-
04-05-10	BNY CONVERGEX 03/30 SALE 77 SHS @ 45.58 MISC .06 GILEAD SCIENCES INC	085 830	9333 40795-00005 04-05-10	3,509.60	3,509.60	2,716.25- 77,000-

ANALYSIS / SUMMARY -
 01/01/10 THROUGH 12/31/10
 ACCOUNT 0333396 MAYER CHARITABLE FOUNDATION LGGR

DATE	DESCRIPTION	-TRANSACTION-	-CODES-	HISTORY	INCOME	PRINCIPAL	INVEST/UNITS
		DESCRIPTION	TRAN TAX INDY				
04-05-10	BNY CONVERGEX		085 830	9333 40795-00006		3,950.18	2,362.41-
	03/30 SALE 23 SHS @ 171.75			04-05-10			23.000-
	MISC .07						
	GOLDMAN SACHS GROUP INC						
04-05-10	BNY CONVERGEX		085 830	9333 40795-00007		4,112.40	2,465.12-
	03/30 SALE 24 SHS @ 171.353			04-05-10			24.000-
	MISC .07						
	GOLDMAN SACHS GROUP INC						
04-07-10	BNY CONVERGEX		085 830	9333 40797-00002		1,560.56	1,178.72-
	04/01 SALE 22 SHS @ 70.9359			04-07-10			22.000-
	MISC .03						
	CREE INC						
04-09-10	BNY CONVERGEX		085 830	9333 40799-00001		1,693.09	1,252.56-
	04/06 SALE 26 SHS @ 65.12			04-09-10			26.000-
	MISC .03						
	CUMMINS INC						
04-09-10	BNY CONVERGEX		085 830	9333 40799-00002		1,629.54	1,204.38-
	04/06 SALE 25 SHS @ 65.1826			04-09-10			25.000-
	MISC .03						
	CUMMINS INC						
04-20-10	BNY CONVERGEX		085 830	9333 40810-00002		4,885.96	6,054.29-
	04/15 SALE 74 SHS @ 66.0276			04-20-10			74.000-
	MISC .08						
	MONSANTO CO						
04-20-10	BNY CONVERGEX		085 830	9333 40810-00003		4,726.72	5,890.66-
	04/15 SALE 72 SHS @ 65.65			04-20-10			72.000-
	MISC .08						
	MONSANTO CO						
04-21-10	BNY CONVERGEX		085 830	9333 40811-00005		4,035.93	2,567.83-
	04/16 SALE 25 SHS @ 161.4401			04-21-10			25.000-
	MISC .07						
	GOLDMAN SACHS GROUP INC						
04-21-10	BNY CONVERGEX		085 830	9333 40811-00006		5,517.25	3,492.25-
	04/16 SALE 34 SHS @ 162.2747			04-21-10			34.000-
	MISC .09						
	GOLDMAN SACHS GROUP INC						
04-22-10	BNY CONVERGEX		085 830	9333 40812-00002		3,506.96	2,259.69-
	04/19 SALE 22 SHS @ 159.41			04-22-10			22.000-
	MISC .06						
	GOLDMAN SACHS GROUP INC						

DATE	DESCRIPTION	-TRANSACTION-	-CODES-	HISTORY	INCOME	PRINCIPAL	INVEST/UNITS
DATE	DESCRIPTION	TRAN TAX INDV					
04-22-10	BNY CONVERGEX 04/19 SALE 41 SHS @ 24.00 MISC .02 INTEL CORP	085 830 9333	40812-00003 04-22-10	983.98	841.23- 41.000-		
04-26-10	BNY CONVERGEX 04/21 SALE 63 SHS @ 58.7628 MISC .06 CELGENE CORP	085 830 9333	40816-00004 04-26-10	3,701.99	3,646.99- 63.000-		
04-26-10	BNY CONVERGEX 04/21 SALE 12 SHS @ 40.5421 MISC .01 GILEAD SCIENCES INC	085 830 9333	40816-00005 04-26-10	486.50	423.31- 12.000-		
04-26-10	BNY CONVERGEX 04/21 SALE 9 SHS @ 555.9075 MISC .08 GOOGLE INC-CL A	085 830 9333	40816-00006 04-26-10	5,003.08	2,941.57- 9.000-		
04-26-10	BNY CONVERGEX 04/21 SALE 95 SHS @ 42.6695 MISC .07 QUALCOMM INC	085 830 9333	40816-00012 04-26-10	4,053.53	3,999.69- 95.000-		
04-27-10	BNY CONVERGEX 04/22 SALE 77 SHS @ 59.4032 MISC .08 COSTCO WHOLESALE CORP	085 830 9333	40817-00001 04-27-10	4,573.97	4,760.92- 77.000-		
04-27-10	BNY CONVERGEX 04/22 SALE 100 SHS @ 41.1877 MISC .07 GILEAD SCIENCES INC	085 830 9333	40817-00002 04-27-10	4,118.70	3,527.60- 100.000-		
04-27-10	BNY CONVERGEX 04/22 SALE 61 SHS @ 39.3579 MISC .04 QUALCOMM INC	085 830 9333	40817-00006 04-27-10	2,400.79	2,568.22- 61.000-		
04-27-10	BNY CONVERGEX 04/22 SALE 60 SHS @ 39.1306 MISC .04 QUALCOMM INC	085 830 9333	40817-00007 04-27-10	2,347.80	2,526.12- 60.000-		
04-28-10	BNY CONVERGEX 04/23 SALE 61 SHS @ 38.0088 MISC .04 QUALCOMM INC	085 830 9333	40818-00005 04-28-10	2,318.50	2,568.22- 61.000-		

- TRANSACTION ANALYSIS / SUMMARY -
 01/01/10 THROUGH 12/31/10
 ACCOUNT 0333396 MAYER CHARITABLE FOUNDATION LCGR

BANK 21
 REGION 10
 OFFICE 612

DATE	-TRANSACTION- DESCRIPTION	-CODES- TRAN TAX INDV	HISTORY	INCOME	PRINCIPAL	INVEST/UNITS
04-30-10	BNY CONVERGEX 04/27 SALE 17 SHS @ 266.9976 MISC .08 APPLE INC	085 830	9333 40820-00002 04-30-10		4,538.88	2,040.49- 17,000-
04-30-10	BNY CONVERGEX 04/27 SALE 31 SHS @ 37.8614 MISC .02 QUALCOMM INC	085 830	9333 40820-00007 04-30-10		1,173.68	1,305.16- 31,000-
04-30-10	BNY CONVERGEX 04/27 SALE 29 SHS @ 38.5038 MISC .02 QUALCOMM INC	085 830	9333 40820-00008 04-30-10		1,116.59	1,220.96- 29,000-
05-06-10	BNY CONVERGEX 05/03 SALE 19 SHS @ 39.7701 MISC .01 GILEAD SCIENCES INC	085 830	9333 40826-00001 05-06-10		755.62	670.24- 19,000-
05-07-10	BNY CONVERGEX 05/04 SALE 14 SHS @ 153.5002 MISC .04 ALCON INC SEDOL 2852395 ISIN CH0013826497	085 830	9333 40827-00001 05-07-10		2,148.97	1,394.94- 14,000-
05-07-10	BNY CONVERGEX 05/04 SALE 107 SHS @ 45.9813 MISC .08 BAXTER INTERNATIONAL INC	085 830	9333 40827-00002 05-07-10		4,919.92	5,844.06- 107,000-
05-07-10	BNY CONVERGEX 05/04 SALE 105 SHS @ 45.3917 MISC .08 BAXTER INTERNATIONAL INC	085 830	9333 40827-00003 05-07-10		4,766.05	5,734.83- 105,000-
05-07-10	BNY CONVERGEX 05/04 SALE 17 SHS @ 38.5915 MISC .01 GILEAD SCIENCES INC	085 830	9333 40827-00007 05-07-10		656.04	599.69- 17,000-
05-07-10	BNY CONVERGEX 05/04 SALE 15 SHS @ 38.6101 MISC .01 GILEAD SCIENCES INC	085 830	9333 40827-00008 05-07-10		579.14	529.14- 15,000-

- T R A N S A C T I O N A N A L Y S I S / S U M M A R Y -
 01/01/10 THROUGH 12/31/10
 ACCOUNT 0333396 MAYER CHARITABLE FOUNDATION LCGR

DATE	-TRANSACTION- DESCRIPTION	-CODES- TRAN TAX INDV	HISTORY	INCOME	PRINCIPAL	INVEST/UNITS
05-07-10	BNY CONVERGEX 05/04 SALE 4 SHS @ 508.6943 MISC .03 GOOGLE INC-CL A	085 830 9333	40827-00009 05-07-10	2,034.74		1,307.36- 4,000-
05-19-10	BNY CONVERGEX 05/14 SALE 42 SHS @ 57.9968 MISC .04 MEDCO HEALTH SOLUTIONS INC	085 830 9333	40839-00003 05-19-10	2,435.82		2,078.24- 42,000-
05-21-10	BNY CONVERGEX 05/18 SALE 31 SHS @ 71.7618 MISC .04 BAIDU INC	085 830 9333	40841-00001 05-21-10	2,224.58		1,219.13- 31,000-
05-21-10	BNY CONVERGEX 05/18 SALE 23 SHS @ 39.3103 MISC .02 COACH INC	085 830 9333	40841-00002 05-21-10	904.12		726.08- 23,000-
05-21-10	BNY CONVERGEX 05/18 SALE 53 SHS @ 34.6995 MISC .03 HOME DEPOT INC	085 830 9333	40841-00005 05-21-10	1,839.04		1,584.08- 53,000-
05-21-10	BNY CONVERGEX 05/18 SALE 41 SHS @ 57.9825 MISC .04 MEDCO HEALTH SOLUTIONS INC	085 830 9333	40841-00006 05-21-10	2,377.24		2,028.76- 41,000-
05-21-10	BNY CONVERGEX 05/18 SALE 23 SHS @ 72.7236 MISC .03 UNION PACIFIC CORP	085 830 9333	40841-00011 05-21-10	1,672.61		1,311.61- 23,000-
05-24-10	BNY CONVERGEX 05/19 SALE 68 SHS @ 42.541 MISC .05 BAXTER INTERNATIONAL INC	085 830 9333	40844-00001 05-24-10	2,892.74		3,713.98- 68,000-
05-24-10	BNY CONVERGEX 05/19 SALE 30 SHS @ 42.6264 MISC .02 BAXTER INTERNATIONAL INC	085 830 9333	40844-00002 05-24-10	1,278.77		1,638.52- 30,000-
05-24-10	BNY CONVERGEX 05/19 SALE 42 SHS @ 34.254 MISC .02 HOME DEPOT INC	085 830 9333	40844-00003 05-24-10	1,438.64		1,255.31- 42,000-

- C A S H -
 INCOME

HISTORY

-CODES-
 TRAN TAX INDV

PRINCIPAL

INVEST/UNITS

05-24-10 BNY CONVERGEX 05/19 SALE 40 SHS @ 34.4701
 MISC .02 HOME DEPOT INC

05-24-10 BNY CONVERGEX 05/19 SALE 39 SHS @ 42.7716
 MISC .03 TIFFANY & CO NEW

05-24-10 BNY CONVERGEX 05/19 SALE 40 SHS @ 43.4517
 MISC .03 TIFFANY & CO NEW

05-25-10 BNY CONVERGEX 05/20 SALE 29 SHS @ 41.7105
 MISC .02 BAXTER INTERNATIONAL INC

05-25-10 BNY CONVERGEX 05/20 SALE 5 SHS @ 59.2922
 MISC .01 SHIRE PLC
 SPONSORED ADR

05-26-10 BNY CONVERGEX 05/21 SALE 36 SHS @ 41.0507
 MISC .03 BAXTER INTERNATIONAL INC

05-26-10 BNY CONVERGEX 05/21 SALE 36 SHS @ 40.74
 MISC .02 BAXTER INTERNATIONAL INC

05-26-10 BNY CONVERGEX 05/21 SALE 8 SHS @ 58.0055
 MISC .01 SHIRE PLC
 SPONSORED ADR

05-27-10 BNY CONVERGEX 05/24 SALE 36 SHS @ 40.9057
 MISC .02 BAXTER INTERNATIONAL INC

085 830 9333 40844-00004
 05-24-10

085 830 9333 40844-00007
 05-24-10

085 830 9333 40844-00008
 05-24-10

085 830 9333 40845-00001
 05-25-10

085 830 9333 40845-00002
 05-25-10

085 830 9333 40846-00003
 05-26-10

085 830 9333 40846-00004
 05-26-10

085 830 9333 40846-00005
 05-26-10

085 830 9333 40847-00002
 05-27-10

1,378.78

1,668.06

1,738.04

1,209.58

296.46

1,477.80

1,466.62

464.04

1,472.58

1,195.53-
 40,000-

1,498.29-
 39,000-

1,536.70-
 40,000-

1,583.90-
 29,000-

238.01-
 5,000-

1,966.23-
 36,000-

1,966.23-
 36,000-

380.82-
 8,000-

1,966.22-
 36,000-

ACCOUNT 0333396 MAYER CHARITABLE FOUNDATION LCGR

DATE	DESCRIPTION	-TRANSACTION- DESCRIPTION	-CODES- TRAN TAX INDV	HISTORY	INCOME	PRINCIPAL	INVEST/UNITS
05-27-10	BNY CONVERGEX 05/24 SALE 35 SHS @ 41.7801 MISC .02 BAXTER INTERNATIONAL INC		085 830	9333 40847-00003 05-27-10		1,462.28	1,911.61- 35,000-
05-27-10	BNY CONVERGEX 05/24 SALE 8 SHS @ 58.23 MISC .01 SHIRE PLC SPONSORED ADR		085 830	9333 40847-00004 05-27-10		465.83	380.82- 8,000-
05-28-10	BNY CONVERGEX 05/25 SALE 23 SHS @ 67.6046 MISC .03 UNION PACIFIC CORP		085 830	9333 40848-00013 05-28-10		1,554.88	1,311.61- 23,000-
05-28-10	BNY CONVERGEX 05/25 SALE 21 SHS @ 68.4289 MISC .02 UNION PACIFIC CORP		085 830	9333 40848-00014 05-28-10		1,436.98	1,197.56- 21,000-
06-01-10	BNY CONVERGEX 05/26 SALE 4 SHS @ 58.6307 SHIRE PLC SPONSORED ADR		085 830	9333 40852-00005 06-01-10		234.52	190.41- 4,000-
06-03-10	BNY CONVERGEX 05/28 SALE 30 SHS @ 36.0901 MISC .02 GILEAD SCIENCES INC		085 830	9333 40854-00003 06-03-10		1,082.68	1,058.28- 30,000-
06-03-10	BNY CONVERGEX 05/28 SALE 29 SHS @ 36.0711 MISC .02 GILEAD SCIENCES INC		085 830	9333 40854-00004 06-03-10		1,046.04	1,023.00- 29,000-
06-03-10	BNY CONVERGEX 05/28 SALE 41 SHS @ 28.9501 MISC .02 KRAFT FOODS INC - A SEDOL 2764296 ISIN US50075N1046		085 830	9333 40854-00005 06-03-10		1,186.93	1,257.09- 41,000-
06-03-10	BNY CONVERGEX 05/28 SALE 39 SHS @ 28.7801 MISC .02 KRAFT FOODS INC - A SEDOL 2764296 ISIN US50075N1046		085 830	9333 40854-00006 06-03-10		1,122.40	1,195.77- 39,000-

- T R A N S A C T I O N A N A L Y S I S / S U M M A R Y -
 01/01/10 THROUGH 12/31/10
 ACCOUNT 0333396 MAYER CHARITABLE FOUNDATION LCGR

DATE	DESCRIPTION	-TRANSACTION-	-CODES-	HISTORY	INCOME	PRINCIPAL	INVEST/UNITS
		TRAN TAX INDV					
06-03-10	BNY CONVERGEX		085 830	9333 40854-00007		1,273.57	1,345.04-
	05/28 SALE 77 SHS @ 16.5401			06-03-10			77.000-
	MISC .02						
	SCHWAB CHARLES CORP NEW						
06-03-10	BNY CONVERGEX		085 830	9333 40854-00008		1,292.43	1,379.98-
	05/28 SALE 79 SHS @ 16.3601			06-03-10			79.000-
	MISC .02						
	SCHWAB CHARLES CORP NEW						
06-03-10	BNY CONVERGEX		085 830	9333 40854-00009		1,214.28	969.46-
	05/28 SALE 17 SHS @ 71.4297			06-03-10			17.000-
	MISC .02						
	UNION PACIFIC CORP						
06-03-10	BNY CONVERGEX		085 830	9333 40854-00010		1,280.39	1,026.48-
	05/28 SALE 18 SHS @ 71.1338			06-03-10			18.000-
	MISC .02						
	UNION PACIFIC CORP						
06-08-10	BNY CONVERGEX		085 830	9333 40859-00004		2,114.16	2,218.44-
	06/03 SALE 127 SHS @ 16.6472			06-08-10			127.000-
	MISC .04						
	SCHWAB CHARLES CORP NEW						
06-08-10	BNY CONVERGEX		085 830	9333 40859-00005		2,122.49	2,253.38-
	06/03 SALE 129 SHS @ 16.4537			06-08-10			129.000-
	MISC .04						
	SCHWAB CHARLES CORP NEW						
06-08-10	BNY CONVERGEX		085 830	9333 40859-00006		2,131.41	2,235.91-
	06/03 SALE 128 SHS @ 16.6519			06-08-10			128.000-
	MISC .04						
	SCHWAB CHARLES CORP NEW						
06-10-10	BNY CONVERGEX		085 830	9333 40861-00002		2,883.24	2,237.34-
	06/07 SALE 47 SHS @ 61.3465			06-10-10			47.000-
	MISC .05						
	SHIRE PLC						
	SPONSORED ADR						
06-14-10	BNY CONVERGEX		085 830	9333 40865-00001		1,720.13	1,834.35-
	06/09 SALE 52 SHS @ 33.08			06-14-10			52.000-
	MISC .03						
	GILEAD SCIENCES INC						

- T R A N S A C T I O N A N A L Y S I S / S U M M A R Y -
 01/01/10 THROUGH 12/31/10
 ACCOUNT 0333396 MAYER CHARITABLE FOUNDATION LCGR

DATE	-TRANSACTION- DESCRIPTION	-CODES- TRAN TAX INDV	HISTORY	INCOME	PRINCIPAL	INVEST/UNITS
06-14-10	BNY CONVERGEX 06/09 SALE 52 SHS @ 33.4265 MISC .03 GILEAD SCIENCES INC	085 830	9333 40865-00002 06-14-10	1,738.15	1,834.35- 52,000-	
06-14-10	BNY CONVERGEX 06/09 SALE 53 SHS @ 33.0308 MISC .03 GILEAD SCIENCES INC	085 830	9333 40865-00003 06-14-10	1,750.60	1,869.63- 53,000-	
06-14-10	BNY CONVERGEX 06/09 SALE 69 SHS @ 25.3525 MISC .03 MICROSOFT CORP	085 830	9333 40865-00004 06-14-10	1,749.29	1,715.51- 69,000-	
06-14-10	BNY CONVERGEX 06/09 SALE 70 SHS @ 24.8601 MISC .03 MICROSOFT CORP	085 830	9333 40865-00005 06-14-10	1,740.18	1,740.38- 70,000-	
06-14-10	BNY CONVERGEX 06/09 SALE 25 SHS @ 64.195 MISC .03 UNITED TECHNOLOGIES CORP	085 830	9333 40865-00006 06-14-10	1,604.85	1,666.51- 25,000-	
06-15-10	BNY CONVERGEX 06/10 SALE 12 SHS @ 62.8335 MISC .01 SHIRE PLC SPONSORED ADR	085 830	9333 40866-00001 06-15-10	753.99	571.23- 12,000-	
06-15-10	BNY CONVERGEX 06/10 SALE 7 SHS @ 62.5826 MISC .01 SHIRE PLC SPONSORED ADR	085 830	9333 40866-00002 06-15-10	438.07	333.22- 7,000-	
06-15-10	BNY CONVERGEX 06/10 SALE 12 SHS @ 65.03 MISC .01 UNITED TECHNOLOGIES CORP	085 830	9333 40866-00003 06-15-10	780.35	799.92- 12,000-	
06-15-10	BNY CONVERGEX 06/10 SALE 9 SHS @ 64.902 MISC .01 UNITED TECHNOLOGIES CORP	085 830	9333 40866-00004 06-15-10	584.11	599.94- 9,000-	

- TRANSACTION-
DESCRIPTION

DATE	DESCRIPTION	-TRANSACTION- DESCRIPTION	-CODES- TRAN TAX INDV	HISTORY	INCOME	CASH	PRINCIPAL	INVEST/UNITS
06-18-10	BNY CONVERGEX 06/15 SALE 131 SHS @ 15.39 MISC .03 BANK OF AMERICA CORP		085 830	9333 40869-00001 06-18-10			2,016.06	2,026.02- 131.000-
06-18-10	BNY CONVERGEX 06/15 SALE 138 SHS @ 15.43 MISC .04 BANK OF AMERICA CORP		085 830	9333 40869-00002 06-18-10			2,129.30	2,134.28- 138.000-
06-18-10	BNY CONVERGEX 06/15 SALE 129 SHS @ 15.6132 MISC .03 BANK OF AMERICA CORP		085 830	9333 40869-00003 06-18-10			2,014.07	1,995.09- 129.000-
06-21-10	BNY CONVERGEX 06/16 SALE 67 SHS @ 74.534 MISC .08 CUMMINS INC		085 830	9333 40872-00005 06-21-10			4,993.69	3,227.75- 67.000-
06-25-10	BNY CONVERGEX 06/22 SALE 95 SHS @ 15.8907 MISC .03 BANK OF AMERICA CORP		085 830	9333 40876-00005 06-25-10			1,509.59	1,469.26- 95.000-
06-25-10	BNY CONVERGEX 06/22 SALE 96 SHS @ 15.8101 MISC .03 BANK OF AMERICA CORP		085 830	9333 40876-00006 06-25-10			1,517.74	1,484.72- 96.000-
06-25-10	BNY CONVERGEX 06/22 SALE 96 SHS @ 15.75 MISC .03 BANK OF AMERICA CORP		085 830	9333 40876-00007 06-25-10			1,511.97	1,484.72- 96.000-
06-25-10	BNY CONVERGEX 06/22 SALE 95 SHS @ 15.8707 MISC .03 BANK OF AMERICA CORP		085 830	9333 40876-00008 06-25-10			1,507.69	1,469.25- 95.000-
06-25-10	BNY CONVERGEX 06/22 SALE 171 SHS @ 36.4329 MISC .11 GILEAD SCIENCES INC		085 830	9333 40876-00014 06-25-10			6,229.92	6,032.19- 171.000-
06-25-10	BNY CONVERGEX 06/22 SALE 23 SHS @ 221.6012 MISC .09 MASTERCARD INC CL A		085 830	9333 40876-00019 06-25-10			5,096.74	4,044.43- 23.000-

- C A S H -
 INCOME PRINCIPAL INVEST/UNITS

DATE	DESCRIPTION	-CODES- TRAN TAX INDV	HISTORY	INCOME	PRINCIPAL	INVEST/UNITS
06-25-10	BNY CONVERGEX 06/22 SALE 39 SHS @ 79.1885 MISC .05 VISA INC CLASS A SHARES	085 830 9333	40876-00021 06-25-10	3,088.30	3,088.30	2,606.40- 39,000-
06-25-10	BNY CONVERGEX 06/22 SALE 38 SHS @ 80.1957 MISC .05 VISA INC CLASS A SHARES	085 830 9333	40876-00022 06-25-10	3,047.39	3,047.39	2,539.57- 38,000-
06-28-10	BNY CONVERGEX 06/23 SALE 28 SHS @ 149.00 MISC .07 ALCON INC SEDOL 2852395 ISIN CH0013826497	085 830 9333	40879-00005 06-28-10	4,171.93	4,171.93	2,789.87- 28,000-
07-12-10	BNY CONVERGEX 07/07 SALE 25 SHS @ 251.9819 MISC .11 APPLE INC	085 830 9333	40893-00001 07-12-10	6,299.44	6,299.44	3,410.77- 25,000-
07-12-10	BNY CONVERGEX 07/07 SALE 12 SHS @ 440.6347 MISC .09 GOOGLE INC-CL A	085 830 9333	40893-00004 07-12-10	5,287.53	5,287.53	3,922.09- 12,000-
07-12-10	BNY CONVERGEX 07/07 SALE 71 SHS @ 23.8601 MISC .03 MICROSOFT CORP	085 830 9333	40893-00005 07-12-10	1,694.04	1,694.04	1,765.24- 71,000-
07-12-10	BNY CONVERGEX 07/07 SALE 71 SHS @ 23.9647 MISC .03 MICROSOFT CORP	085 830 9333	40893-00006 07-12-10	1,701.46	1,701.46	1,765.24- 71,000-
07-12-10	BNY CONVERGEX 07/07 SALE 72 SHS @ 24.08 MISC .03 MICROSOFT CORP	085 830 9333	40893-00007 07-12-10	1,733.73	1,733.73	1,790.10- 72,000-
07-12-10	BNY CONVERGEX 07/07 SALE 27 SHS @ 77.9474 MISC .04 OCCIDENTAL PETROLEUM CORP	085 830 9333	40893-00008 07-12-10	2,104.54	2,104.54	1,771.18- 27,000-

-TRANSACTION-		-CODES-		HISTORY		C A S H		INVEST/UNITS
DATE	DESCRIPTION	TRAN TAX	INDV			INCOME	PRINCIPAL	
07-12-10	BNY CONVERGEX 07/07 SALE 29 SHS @ 78.814 MISC .04 OCCIDENTAL PETROLEUM CORP	085 830	9333	40893-00009 07-12-10			2,285.57	1,902.38- 29.000-
07-12-10	BNY CONVERGEX 07/07 SALE 40 SHS @ 56.3193 MISC .04 SCHLUMBERGER LTD SEDOL 2779201 ISIN AN8068571086	085 830	9333	40893-00010 07-12-10			2,252.73	2,720.06- 40.000-
07-12-10	BNY CONVERGEX 07/07 SALE 40 SHS @ 56.803 MISC .04 SCHLUMBERGER LTD SEDOL 2779201 ISIN AN8068571086	085 830	9333	40893-00011 07-12-10			2,272.08	2,720.06- 40.000-
07-12-10	BNY CONVERGEX 07/07 SALE 82 SHS @ 38.0209 MISC .05 SOUTHWESTERN ENERGY CO	085 830	9333	40893-00012 07-12-10			3,117.66	3,023.51- 82.000-
07-12-10	BNY CONVERGEX 07/07 SALE 80 SHS @ 37.9044 MISC .05 SOUTHWESTERN ENERGY CO	085 830	9333	40893-00013 07-12-10			3,032.30	2,949.76- 80.000-
07-21-10	BNY CONVERGEX 07/16 SALE 48 SHS @ 119.6443 MISC .10 AMAZON COM INC	085 830	9333	40902-00001 07-21-10			5,752.43	3,583.62- 48.000-
07-21-10	BNY CONVERGEX 07/16 SALE 88 SHS @ 27.52 MISC .04 HOME DEPOT INC	085 830	9333	40902-00002 07-21-10			2,421.72	2,630.16- 88.000-
07-22-10	BNY CONVERGEX 07/19 SALE 44 SHS @ 26.9397 MISC .02 HOME DEPOT INC	085 830	9333	40903-00002 07-22-10			1,185.33	1,315.08- 44.000-
07-22-10	BNY CONVERGEX 07/19 SALE 43 SHS @ 27.1101 MISC .02 HOME DEPOT INC	085 830	9333	40903-00003 07-22-10			1,165.71	1,285.19- 43.000-

- TRANSACTIONS ANALYSIS / SUMMARY -
 01/01/10 THROUGH 12/31/10
 ACCOUNT 0333396 MAYER CHARITABLE FOUNDATION LGGR

DATE 05/09/11
 TIME 09:26
 PAGE 0028

DATE	DESCRIPTION	-TRANSACTION-	-CODES-	HISTORY	INCOME	PRINCIPAL	INVEST/UNITS
DATE	DESCRIPTION		TRAN TAX INDV				
07-23-10	BNY CONVERGEX 07/20 SALE 42 SHS @ 54.1636 MISC .04 MEDCO HEALTH SOLUTIONS INC		085 830	9333 40904-00004 07-23-10		2,274.83	2,078.24- 42,000-
07-23-10	BNY CONVERGEX 07/20 SALE 42 SHS @ 54.5868 MISC .04 MEDCO HEALTH SOLUTIONS INC		085 830	9333 40904-00005 07-23-10		2,292.61	2,078.24- 42,000-
07-26-10	BNY CONVERGEX 07/21 SALE 57 SHS @ 45.9173 MISC .04 HEWLETT-PACKARD CO		085 830	9333 40907-00003 07-26-10		2,617.24	2,634.48- 57,000-
07-26-10	BNY CONVERGEX 07/21 SALE 55 SHS @ 46.1308 MISC .04 HEWLETT-PACKARD CO		085 830	9333 40907-00004 07-26-10		2,537.15	2,542.05- 55,000-
07-26-10	BNY CONVERGEX 07/21 SALE 84 SHS @ 27.5916 MISC .04 HOME DEPOT INC		085 830	9333 40907-00005 07-26-10		2,317.66	2,510.61- 84,000-
07-26-10	BNY CONVERGEX 07/21 SALE 83 SHS @ 27.7986 MISC .04 HOME DEPOT INC		085 830	9333 40907-00006 07-26-10		2,307.24	2,480.72- 83,000-
07-27-10	BNY CONVERGEX 07/22 SALE 109 SHS @ 17.8124 MISC .03 MYLAN INC		085 830	9333 40908-00003 07-27-10		1,941.52	1,664.32- 109,000-
07-28-10	BNY CONVERGEX 07/23 SALE 82 SHS @ 25.7101 MISC .04 MICROSOFT CORP		085 830	9333 40909-00005 07-28-10		2,108.19	2,038.73- 82,000-
07-28-10	BNY CONVERGEX 07/23 SALE 82 SHS @ 25.32 MISC .04 MICROSOFT CORP		085 830	9333 40909-00006 07-28-10		2,076.20	2,038.73- 82,000-
07-28-10	BNY CONVERGEX 07/23 SALE 83 SHS @ 25.5683 MISC .04 MICROSOFT CORP		085 830	9333 40909-00007 07-28-10		2,122.13	2,063.59- 83,000-

DATE	DESCRIPTION	-CODES- TRAN TAX INDV	HISTORY	INCOME	PRINCIPAL	INVEST/UNITS
07-29-10	BNY CONVERGEX 07/26 SALE 69 SHS @ 77.6755 MISC .09 CUMMINS INC	085 830	9333 40910-00001 07-29-10	5,359.52	5,359.52	3,324.10- 69,000-
07-29-10	BNY CONVERGEX 07/26 SALE 196 SHS @ 31.986 MISC .11 KONINKLIJKE PHILLIPS ELECTRONICS SPON ADR NEW 2000	085 830	9333 40910-00002 07-29-10	6,269.15	6,269.15	6,802.07- 196,000-
07-29-10	BNY CONVERGEX 07/26 SALE 33 SHS @ 50.074 MISC .03 TEVA PHARMACEUTICAL INDS LTD ADR	085 830	9333 40910-00004 07-29-10	1,652.41	1,652.41	1,419.64- 33,000-
07-29-10	BNY CONVERGEX 07/26 SALE 34 SHS @ 49.8991 MISC .03 TEVA PHARMACEUTICAL INDS LTD ADR	085 830	9333 40910-00005 07-29-10	1,696.54	1,696.54	1,462.66- 34,000-
08-02-10	BNY CONVERGEX 07/28 SALE 91 SHS @ 30.6558 MISC .05 KONINKLIJKE PHILLIPS ELECTRONICS SPON ADR NEW 2000	085 830	9333 40914-00003 08-02-10	2,789.63	2,789.63	3,158.10- 91,000-
08-02-10	BNY CONVERGEX 07/28 SALE 93 SHS @ 30.879 MISC .05 KONINKLIJKE PHILLIPS ELECTRONICS SPON ADR NEW 2000	085 830	9333 40914-00004 08-02-10	2,871.70	2,871.70	3,227.51- 93,000-
08-02-10	BNY CONVERGEX 07/28 SALE 73 SHS @ 25.9613 MISC .03 MICROSOFT CORP	085 830	9333 40914-00005 08-02-10	1,895.14	1,895.14	1,814.96- 73,000-
08-02-10	BNY CONVERGEX 07/28 SALE 73 SHS @ 26.0495 MISC .03 MICROSOFT CORP	085 830	9333 40914-00006 08-02-10	1,901.58	1,901.58	1,814.96- 73,000-
08-02-10	BNY CONVERGEX 07/28 SALE 72 SHS @ 26.0016 MISC .03 MICROSOFT CORP	085 830	9333 40914-00007 08-02-10	1,872.08	1,872.08	1,790.10- 72,000-

- T R A N S A C T I O N A N A L Y S I S / S U M M A R Y -
 01/01/10 THROUGH 12/31/10
 ACCOUNT 0333396 MAYER CHARITABLE FOUNDATION LGGR

DATE	DESCRIPTION	085 830	9333	HISTORY	INCOME	PRINCIPAL	INVEST/UNITS
08-02-10	BNY CONVERGEX	085 830	9333	40914-00008		3,314.49	2,755.17-
	07/28 SALE 42 SHS @ 78.9177			08-02-10			42.000-
	MISC .06						
	OCCIDENTAL PETROLEUM CORP						
08-02-10	BNY CONVERGEX	085 830	9333	40914-00009		1,119.61	1,106.16-
	07/28 SALE 30 SHS @ 37.321			08-02-10			30.000-
	MISC .02						
	SOUTHWESTERN ENERGY CO						
08-03-10	BNY CONVERGEX	085 830	9333	40915-00004		1,815.24	1,508.79-
	07/29 SALE 23 SHS @ 78.925			08-03-10			23.000-
	MISC .03						
	OCCIDENTAL PETROLEUM CORP						
08-03-10	BNY CONVERGEX	085 830	9333	40915-00005		1,633.76	1,377.59-
	07/29 SALE 21 SHS @ 77.7992			08-03-10			21.000-
	MISC .03						
	OCCIDENTAL PETROLEUM CORP						
08-03-10	BNY CONVERGEX	085 830	9333	40915-00006		1,097.98	1,106.16-
	07/29 SALE 30 SHS @ 36.60			08-03-10			30.000-
	MISC .02						
	SOUTHWESTERN ENERGY CO						
08-04-10	BNY CONVERGEX	085 830	9333	40916-00004		1,103.49	1,106.16-
	07/30 SALE 30 SHS @ 36.7836			08-04-10			30.000-
	MISC .02						
	SOUTHWESTERN ENERGY CO						
08-05-10	BNY CONVERGEX	085 830	9333	40917-00001		1,150.57	1,143.03-
	08/02 SALE 31 SHS @ 37.1158			08-05-10			31.000-
	MISC .02						
	SOUTHWESTERN ENERGY CO						
08-06-10	BNY CONVERGEX	085 830	9333	40918-00003		1,817.97	943.78-
	08/03 SALE 18 SHS @ 101.00			08-06-10			18.000-
	MISC .03						
	SALESFORCE.COM						
08-06-10	BNY CONVERGEX	085 830	9333	40918-00004		1,719.01	891.35-
	08/03 SALE 17 SHS @ 101.1201			08-06-10			17.000-
	MISC .03						
	SALESFORCE.COM						
08-06-10	BNY CONVERGEX	085 830	9333	40918-00005		1,554.22	1,548.63-
	08/03 SALE 42 SHS @ 37.0059			08-06-10			42.000-
	MISC .03						
	SOUTHWESTERN ENERGY CO						

- TRANSACTION-
 DESCRIPTION

DATE

08-06-10 BNY CONVERGEX
 08/03 SALE 40 SHS @ 37.3794
 MISC .03
 SOUTHWESTERN ENERGY CO

08-10-10 BNY CONVERGEX
 08/05 SALE 34 SHS @ 46.2008
 MISC .03
 HEWLETT-PACKARD CO

08-10-10 BNY CONVERGEX
 08/05 SALE 33 SHS @ 46.2813
 MISC .03
 HEWLETT-PACKARD CO

08-10-10 BNY CONVERGEX
 08/05 SALE 70 SHS @ 25.2501
 MISC .03
 MICROSOFT CORP

08-10-10 BNY CONVERGEX
 08/05 SALE 70 SHS @ 25.3503
 MISC .03
 MICROSOFT CORP

08-10-10 BNY CONVERGEX
 08/05 SALE 70 SHS @ 25.3599
 MISC .03
 MICROSOFT CORP

08-10-10 BNY CONVERGEX
 08/05 SALE 30 SHS @ 43.7436
 MISC .02
 NETAPP INC

08-10-10 BNY CONVERGEX
 08/05 SALE 34 SHS @ 77.3315
 MISC .04
 OCCIDENTAL PETROLEUM CORP

08-10-10 BNY CONVERGEX
 08/05 SALE 31 SHS @ 77.6127
 MISC .04
 OCCIDENTAL PETROLEUM CORP

08-11-10 BNY CONVERGEX
 08/06 SALE 18 SHS @ 45.9701
 MISC .01
 HEWLETT-PACKARD CO

- C A S H -
 INCOME

HISTORY

-CODES-
 TRAN TAX INDV

085 830 9333 40918-00006
 08-06-10

085 830 9333 40922-00001
 08-10-10

085 830 9333 40922-00002
 08-10-10

085 830 9333 40922-00006
 08-10-10

085 830 9333 40922-00007
 08-10-10

085 830 9333 40922-00008
 08-10-10

085 830 9333 40922-00009
 08-10-10

085 830 9333 40922-00010
 08-10-10

085 830 9333 40922-00011
 08-10-10

085 830 9333 40923-00001
 08-11-10

PRINCIPAL

INVEST/UNITS

DATE	DESCRIPTION	-CODES- TRAN TAX INDV	HISTORY	INCOME	PRINCIPAL	INVEST/UNITS
08-06-10	BNY CONVERGEX 08/03 SALE 40 SHS @ 37.3794 MISC .03 SOUTHWESTERN ENERGY CO	085 830 9333	40918-00006 08-06-10	1,495.15	1,495.15	1,474.88- 40,000-
08-10-10	BNY CONVERGEX 08/05 SALE 34 SHS @ 46.2008 MISC .03 HEWLETT-PACKARD CO	085 830 9333	40922-00001 08-10-10	1,570.80	1,570.80	1,571.45- 34,000-
08-10-10	BNY CONVERGEX 08/05 SALE 33 SHS @ 46.2813 MISC .03 HEWLETT-PACKARD CO	085 830 9333	40922-00002 08-10-10	1,527.26	1,527.26	1,525.23- 33,000-
08-10-10	BNY CONVERGEX 08/05 SALE 70 SHS @ 25.2501 MISC .03 MICROSOFT CORP	085 830 9333	40922-00006 08-10-10	1,767.48	1,767.48	1,740.38- 70,000-
08-10-10	BNY CONVERGEX 08/05 SALE 70 SHS @ 25.3503 MISC .03 MICROSOFT CORP	085 830 9333	40922-00007 08-10-10	1,774.49	1,774.49	1,740.38- 70,000-
08-10-10	BNY CONVERGEX 08/05 SALE 70 SHS @ 25.3599 MISC .03 MICROSOFT CORP	085 830 9333	40922-00008 08-10-10	1,775.16	1,775.16	1,740.38- 70,000-
08-10-10	BNY CONVERGEX 08/05 SALE 30 SHS @ 43.7436 MISC .02 NETAPP INC	085 830 9333	40922-00009 08-10-10	1,312.29	1,312.29	823.17- 30,000-
08-10-10	BNY CONVERGEX 08/05 SALE 34 SHS @ 77.3315 MISC .04 OCCIDENTAL PETROLEUM CORP	085 830 9333	40922-00010 08-10-10	2,629.23	2,629.23	2,230.38- 34,000-
08-10-10	BNY CONVERGEX 08/05 SALE 31 SHS @ 77.6127 MISC .04 OCCIDENTAL PETROLEUM CORP	085 830 9333	40922-00011 08-10-10	2,405.95	2,405.95	2,033.58- 31,000-
08-11-10	BNY CONVERGEX 08/06 SALE 18 SHS @ 45.9701 MISC .01 HEWLETT-PACKARD CO	085 830 9333	40923-00001 08-11-10	827.45	827.45	831.94- 18,000-

- T R A N S A C T I O N A N A L Y S I S / S U M M A R Y -
 01/01/10 THROUGH 12/31/10
 ACCOUNT 0333396 MAYER CHARITABLE FOUNDATION LCGR

-TRANSACTION- DESCRIPTION		-CODES- TRAN TAX INDV		HISTORY	- C A S H -		INVEST/UNITS
DATE					INCOME	PRINCIPAL	
08-11-10	BNY CONVERGEX 08/06 SALE 17 SHS @ 45.6279 MISC .01 HEWLETT-PACKARD CO	085	830	9333 40923-00002 08-11-10		775.66	785.72- 17,000-
08-11-10	BNY CONVERGEX 08/06 SALE 30 SHS @ 43.0975 MISC .02 NETAPP INC	085	830	9333 40923-00003 08-11-10		1,292.90	823.17- 30,000-
08-12-10	BNY CONVERGEX 08/09 SALE 27 SHS @ 42.8959 MISC .02 HEWLETT-PACKARD CO	085	830	9333 40924-00001 08-12-10		1,158.17	1,247.91- 27,000-
08-12-10	BNY CONVERGEX 08/09 SALE 28 SHS @ 42.9803 MISC .02 HEWLETT-PACKARD CO	085	830	9333 40924-00002 08-12-10		1,203.43	1,294.13- 28,000-
08-13-10	BNY CONVERGEX 08/10 SALE 38 SHS @ 27.5399 MISC .02 HARLEY DAVIDSON INC	085	830	9333 40925-00001 08-13-10		1,046.50	1,233.09- 38,000-
08-13-10	BNY CONVERGEX 08/10 SALE 38 SHS @ 27.4803 MISC .02 HARLEY DAVIDSON INC	085	830	9333 40925-00002 08-13-10		1,044.23	1,233.09- 38,000-
08-13-10	BNY CONVERGEX 08/10 SALE 79 SHS @ 27.5983 MISC .04 HARLEY DAVIDSON INC	085	830	9333 40925-00003 08-13-10		2,180.23	2,563.53- 79,000-
08-16-10	BNY CONVERGEX 08/11 SALE 39 SHS @ 26.2606 MISC .02 HARLEY DAVIDSON INC	085	830	9333 40928-00002 08-16-10		1,024.15	1,265.54- 39,000-
08-17-10	BNY CONVERGEX 08/12 SALE 39 SHS @ 25.6099 MISC .02 HARLEY DAVIDSON INC	085	830	9333 40929-00001 08-17-10		998.77	1,265.54- 39,000-
08-17-10	BNY CONVERGEX 08/12 SALE 40 SHS @ 25.5219 MISC .02 HARLEY DAVIDSON INC	085	830	9333 40929-00002 08-17-10		1,020.86	1,297.99- 40,000-

DATE	DESCRIPTION	-TRANSACTION-	-CODES-	HISTORY	INCOME	CASH	PRINCIPAL	INVEST/UNITS
DATE	DESCRIPTION		TRAN TAX INDV					
08-17-10	BNY CONVERGEX 08/12 SALE 39 SHS @ 25.6692 MISC .02 HARLEY DAVIDSON INC		085 830	9333 40929-00003 08-17-10			1,001.08	1,265.53- 39.000-
08-20-10	BNY CONVERGEX 08/17 SALE 56 SHS @ 45.9709 MISC .04 MEDCO HEALTH SOLUTIONS INC		085 830	9333 40932-00003 08-20-10			2,574.33	2,770.99- 56.000-
08-23-10	BNY CONVERGEX 08/18 SALE 56 SHS @ 46.55 MISC .04 MEDCO HEALTH SOLUTIONS INC		085 830	9333 40935-00001 08-23-10			2,606.76	2,770.99- 56.000-
08-30-10	BNY CONVERGEX 08/25 SALE 94 SHS @ 41.6822 MISC .07 TIFFANY & CO NEW		085 830	9333 40942-00001 08-30-10			3,918.06	3,611.25- 94.000-
08-30-10	BNY CONVERGEX 08/25 SALE 97 SHS @ 41.6378 MISC .07 TIFFANY & CO NEW		085 830	9333 40942-00002 08-30-10			4,038.80	3,726.51- 97.000-
09-10-10	BNY CONVERGEX 09/07 SALE 138 SHS @ 29.2643 MISC .07 ADOBE SYSTEMS INC		085 830	9333 40953-00001 09-10-10			4,038.41	3,967.93- 138.000-
09-10-10	BNY CONVERGEX 09/07 SALE 66 SHS @ 23.99 MISC .03 MICROSOFT CORP		085 830	9333 40953-00003 09-10-10			1,583.31	1,640.92- 66.000-
09-13-10	BNY CONVERGEX 09/08 SALE 65 SHS @ 24.1401 MISC .03 MICROSOFT CORP		085 830	9333 40956-00004 09-13-10			1,569.08	1,616.06- 65.000-
09-13-10	BNY CONVERGEX 09/08 SALE 13 SHS @ 68.5301 MISC .02 VISA INC CLASS A SHARES		085 830	9333 40956-00006 09-13-10			890.88	868.80- 13.000-

- T R A N S A C T I O N A N A L Y S I S / S U M M A R Y -
 01/01/10 THROUGH 12/31/10
 ACCOUNT 0333396 MAYER CHARITABLE FOUNDATION LGGR

BANK 21
 REGION 10
 OFFICE 612

DATE	-TRANSACTION- DESCRIPTION	-CODES- TRAN TAX INDV	HISTORY	- C A S H - INCOME	PRINCIPAL	INVEST/UNITS
09-14-10	BNY CONVERGEX 09/09 SALE 81 SHS @ 34.3683 MISC .05 DISNEY WALT CO	085 830	9333 40957-00001 09-14-10	2,783.79		2,354.75- 81.000-
09-14-10	BNY CONVERGEX 09/09 SALE 21 SHS @ 119.00 MISC .04 SALESFORCE.COM	085 830	9333 40957-00002 09-14-10	2,498.96		1,101.08- 21.000-
09-15-10	BNY CONVERGEX 09/10 SALE 128 SHS @ 38.3092 MISC .08 HEWLETT-PACKARD CO	085 830	9333 40958-00006 09-15-10	4,903.49		5,916.03- 128.000-
09-15-10	BNY CONVERGEX 09/10 SALE 138 SHS @ 38.2902 MISC .09 HEWLETT-PACKARD CO	085 830	9333 40958-00007 09-15-10	5,283.96		6,378.22- 138.000-
09-16-10	BNY CONVERGEX 09/13 SALE 123 SHS @ 38.0644 MISC .08 HEWLETT-PACKARD CO	085 830	9333 40959-00003 09-16-10	4,681.84		5,684.94- 123.000-
09-16-10	BNY CONVERGEX 09/13 SALE 122 SHS @ 38.1251 MISC .08 HEWLETT-PACKARD CO	085 830	9333 40959-00004 09-16-10	4,651.18		5,638.72- 122.000-
09-20-10	BNY CONVERGEX 09/15 SALE 306 SHS @ 48.2125 MISC .25 MEDCO HEALTH SOLUTIONS INC	085 830	9333 40963-00003 09-20-10	14,752.78		15,141.49- 306.000-
09-22-10	BNY CONVERGEX 09/17 SALE 112 SHS @ 25.2103 MISC .05 MICROSOFT CORP	085 830	9333 40965-00002 09-22-10	2,823.51		2,784.60- 112.000-
09-22-10	BNY CONVERGEX 09/17 SALE 117 SHS @ 25.10 MISC .05 MICROSOFT CORP	085 830	9333 40965-00003 09-22-10	2,936.65		2,908.91- 117.000-
09-22-10	BNY CONVERGEX 09/17 SALE 110 SHS @ 25.1103 MISC .05 MICROSOFT CORP	085 830	9333 40965-00004 09-22-10	2,762.09		2,734.88- 110.000-

- TRANSACTION -
 REGION 10
 OFFICE 612

BANK 21
 REGION 10
 OFFICE 612

- T R A N S A C T I O N A N A L Y S I S / S U M M A R Y -
 01/01/10 THROUGH 12/31/10
 ACCOUNT 0333396 MAYER CHARITABLE FOUNDATION LCGR

DATE	DESCRIPTION	-TRANSACTION-	-CODES-	HISTORY	INCOME	PRINCIPAL	INVEST/UNITS
DATE	DESCRIPTION	-TRANSACTION-	TRAN TAX INDV	HISTORY	INCOME	PRINCIPAL	INVEST/UNITS
09-27-10	BNY CONVERGEX						
	09/22 SALE 60 SHS @ 26.1258						
	MISC .03		085 830	9333 40970-00001 09-27-10	1,567.52	1,725.19-	60.000-
	ADOBE SYSTEMS INC						
09-27-10	BNY CONVERGEX						
	09/22 SALE 59 SHS @ 26.6459						
	MISC .03		085 830	9333 40970-00002 09-27-10	1,572.08	1,696.43-	59.000-
	ADOBE SYSTEMS INC						
09-28-10	BNY CONVERGEX						
	09/23 SALE 16 SHS @ 118.9617						
	MISC .03		085 830	9333 40971-00001 09-28-10	1,903.35	838.92-	16.000-
	SALESFORCE.COM						
09-28-10	BNY CONVERGEX						
	09/23 SALE 14 SHS @ 118.927						
	MISC .03		085 830	9333 40971-00002 09-28-10	1,664.95	734.05-	14.000-
	SALESFORCE.COM						
09-28-10	BNY CONVERGEX						
	09/23 SALE 41 SHS @ 71.2559						
	MISC .05		085 830	9333 40971-00003 09-28-10	2,921.44	2,740.06-	41.000-
	VISA INC						
	CLASS A SHARES						
09-29-10	BNY CONVERGEX						
	09/24 SALE 95 SHS @ 57.188						
	MISC .09		085 830	9333 40972-00004 09-29-10	5,432.77	4,866.26-	95.000-
	MEAD JOHNSON NUTRITION CO						
09-30-10	BNY CONVERGEX						
	09/27 SALE 109 SHS @ 19.2469						
	MISC .04		085 830	9333 40973-00002 09-30-10	2,097.88	2,236.44-	109.000-
	INTEL CORP						
09-30-10	BNY CONVERGEX						
	09/27 SALE 109 SHS @ 19.3104						
	MISC .04		085 830	9333 40973-00003 09-30-10	2,104.80	2,236.44-	109.000-
	INTEL CORP						
09-30-10	BNY CONVERGEX						
	09/27 SALE 107 SHS @ 19.39						
	MISC .04		085 830	9333 40973-00004 09-30-10	2,074.69	2,195.41-	107.000-
	INTEL CORP						

DATE	DESCRIPTION	-TRANSACTION-	-CODES-	HISTORY	INCOME	PRINCIPAL	INVEST/UNITS
DATE	DESCRIPTION		TRAN TAX INDV				
10-01-10	BNY CONVERGEX 09/28 SALE 93 SHS @ 26.4908 MISC .04 ADOBE SYSTEMS INC		085 830	9333 40974-00001 10-01-10		2,463.60	2,674.04- 93,000-
10-01-10	BNY CONVERGEX 09/28 SALE 97 SHS @ 26.25 MISC .04 ADOBE SYSTEMS INC		085 830	9333 40974-00002 10-01-10		2,546.21	2,789.05- 97,000-
10-01-10	BNY CONVERGEX 09/28 SALE 124 SHS @ 24.6677 MISC .05 MORGAN STANLEY		085 830	9333 40974-00006 10-01-10		3,058.74	3,800.43- 124,000-
10-04-10	BNY CONVERGEX 09/29 SALE 125 SHS @ 24.3795 MISC .05 MORGAN STANLEY		085 830	9333 40977-00005 10-04-10		3,047.39	3,831.07- 125,000-
10-04-10	BNY CONVERGEX 09/29 SALE 129 SHS @ 24.4737 MISC .05 MORGAN STANLEY		085 830	9333 40977-00006 10-04-10		3,157.05	3,953.67- 129,000-
10-05-10	BNY CONVERGEX 09/30 SALE 65 SHS @ 24.9099 MISC .03 MORGAN STANLEY		085 830	9333 40978-00002 10-05-10		1,619.12	1,992.16- 65,000-
10-06-10	BNY CONVERGEX 10/01 SALE 62 SHS @ 24.884 MISC .03 MORGAN STANLEY		085 830	9333 40979-00003 10-06-10		1,542.78	1,900.21- 62,000-
10-07-10	BNY CONVERGEX 10/04 SALE 109 SHS @ 19.09 MISC .04 INTEL CORP		085 830	9333 40980-00004 10-07-10		2,080.77	2,236.44- 109,000-
10-07-10	BNY CONVERGEX 10/04 SALE 104 SHS @ 18.83 MISC .03 INTEL CORP		085 830	9333 40980-00005 10-07-10		1,958.29	2,133.85- 104,000-
10-07-10	BNY CONVERGEX 10/04 SALE 107 SHS @ 18.7958 MISC .03 INTEL CORP		085 830	9333 40980-00006 10-07-10		2,011.12	2,195.41- 107,000-

DATE	DESCRIPTION	-TRANSACTION-	-CODES-	HISTORY	INCOME	PRINCIPAL	INVEST/UNITS
			TRAN TAX INDV				
10-14-10	BNY CONVERGEX 10/08 SALE 127 SHS @ 27.0811 MISC .06 ADOBE SYSTEMS INC		085 830	9333 40987-00001 10-14-10	3,439.24	3,439.24	3,651.65- 127,000-
10-14-10	BNY CONVERGEX 10/08 SALE 124 SHS @ 27.31 MISC .06 ADOBE SYSTEMS INC		085 830	9333 40987-00002 10-14-10	3,386.38	3,386.38	3,565.39- 124,000-
10-14-10	BNY CONVERGEX 10/08 SALE 122 SHS @ 26.9721 MISC .06 ADOBE SYSTEMS INC		085 830	9333 40987-00003 10-14-10	3,290.54	3,290.54	3,507.88- 122,000-
10-18-10	BNY CONVERGEX 10/13 SALE 24 SHS @ 300.9451 MISC .12 APPLE INC		085 830	9333 40991-00004 10-18-10	7,222.56	7,222.56	3,393.15- 24,000-
10-18-10	BNY CONVERGEX 10/13 SALE 106 SHS @ 19.6854 MISC .04 INTEL CORP		085 830	9333 40991-00005 10-18-10	2,086.62	2,086.62	2,174.89- 106,000-
10-18-10	BNY CONVERGEX 10/13 SALE 105 SHS @ 19.5029 MISC .03 INTEL CORP		085 830	9333 40991-00006 10-18-10	2,047.77	2,047.77	2,154.37- 105,000-
10-18-10	BNY CONVERGEX 10/13 SALE 108 SHS @ 19.21 MISC .04 INTEL CORP		085 830	9333 40991-00007 10-18-10	2,074.64	2,074.64	2,215.92- 108,000-
10-19-10	BNY CONVERGEX 10/14 SALE 48 SHS @ 52.96 MISC .04 ABBOTT LABORATORIES INC		085 830	9333 40992-00001 10-19-10	2,542.04	2,542.04	2,308.70- 48,000-
10-19-10	BNY CONVERGEX 10/14 SALE 80 SHS @ 28.4028 MISC .04 DOLLAR GENERAL CORP		085 830	9333 40992-00004 10-19-10	2,272.19	2,272.19	1,946.63- 80,000-
10-19-10	BNY CONVERGEX 10/14 SALE 7 SHS @ 541.2935 MISC .06 GOOGLE INC-CL A		085 830	9333 40992-00005 10-19-10	3,788.99	3,788.99	2,287.88- 7,000-

TRANSACTION ANALYSIS / SUMMARY
 01/01/10 THROUGH 12/31/10
 ACCOUNT 0333396 MAYER CHARITABLE FOUNDATION LGGR

BANK 21
 REGION 10
 OFFICE 612

DATE	TRANSACTION-DESCRIPTION	-CODES- TRAN TAX INDV	HISTORY	INCOME	PRINCIPAL	INVEST/UNITS
10-19-10	BNY CONVERGEX 10/14 SALE 43 SHS @ 38.6833 MISC .03 JPMORGAN CHASE & CO	085 830	9333 40992-00007 10-19-10	1,663.35	1,774.33- 43,000-	
10-19-10	BNY CONVERGEX 10/14 SALE 29 SHS @ 81.6634 MISC .04 NIKE INC CLASS B	085 830	9333 40992-00008 10-19-10	2,368.20	1,837.35- 29,000-	
10-19-10	BNY CONVERGEX 10/14 SALE 24 SHS @ 130.9336 MISC .05 PRECISION CASTPARTS CORP	085 830	9333 40992-00009 10-19-10	3,142.35	2,612.69- 24,000-	
10-19-10	BNY CONVERGEX 10/14 SALE 30 SHS @ 53.6244 MISC .03 TARGET CORP	085 830	9333 40992-00010 10-19-10	1,608.70	1,458.91- 30,000-	
10-19-10	BNY CONVERGEX 10/14 SALE 38 SHS @ 73.6837 MISC .05 UNITED TECHNOLOGIES CORP	085 830	9333 40992-00011 10-19-10	2,799.93	2,566.35- 38,000-	
10-20-10	BNY CONVERGEX 10/15 SALE 96 SHS @ 37.4771 MISC .06 JPMORGAN CHASE & CO	085 830	9333 40993-00006 10-20-10	3,597.74	3,961.30- 96,000-	
10-21-10	BNY CONVERGEX 10/18 SALE 13 SHS @ 316.565 MISC .07 APPLE INC	085 830	9333 40994-00001 10-21-10	4,115.28	1,837.95- 13,000-	
10-21-10	BNY CONVERGEX 10/18 SALE 34 SHS @ 53.9849 MISC .03 TARGET CORP	085 830	9333 40994-00006 10-21-10	1,835.46	1,653.44- 34,000-	
10-22-10	BNY CONVERGEX 10/19 SALE 52 SHS @ 53.77 MISC .05 TARGET CORP	085 830	9333 40995-00006 10-22-10	2,795.99	2,528.78- 52,000-	

DATE	DESCRIPTION	-TRANSACTION-	-CODES-	HISTORY	INCOME	PRINCIPAL	INVEST/UNITS
DATE	DESCRIPTION	-TRANSACTION-	TRAN TAX INDV	HISTORY	INCOME	PRINCIPAL	INVEST/UNITS
10-26-10	BNY CONVERGEX 10/21 SALE 42 SHS @ 53.0302 MISC .04 ABBOTT LABORATORIES INC		085 830	9333 40999-00001 10-26-10		2,227.23	2,020.12- 42,000-
10-26-10	BNY CONVERGEX 10/21 SALE 68 SHS @ 23.4103 MISC .03 CISCO SYSTEMS INC		085 830	9333 40999-00005 10-26-10		1,591.87	1,573.93- 68,000-
10-26-10	BNY CONVERGEX 10/21 SALE 71 SHS @ 23.1704 MISC .03 CISCO SYSTEMS INC		085 830	9333 40999-00006 10-26-10		1,645.07	1,643.37- 71,000-
10-26-10	BNY CONVERGEX 10/21 SALE 68 SHS @ 23.157 MISC .03 CISCO SYSTEMS INC		085 830	9333 40999-00007 10-26-10		1,574.65	1,573.93- 68,000-
10-26-10	BNY CONVERGEX 10/21 SALE 81 SHS @ 38.2328 MISC .05 JPMORGAN CHASE & CO		085 830	9333 40999-00008 10-26-10		3,096.80	3,342.34- 81,000-
10-26-10	BNY CONVERGEX 10/21 SALE 78 SHS @ 37.76 MISC .05 JPMORGAN CHASE & CO		085 830	9333 40999-00009 10-26-10		2,945.23	3,218.55- 78,000-
10-26-10	BNY CONVERGEX 10/21 SALE 59 SHS @ 19.3104 MISC .02 MYLAN INC		085 830	9333 40999-00010 10-26-10		1,139.29	900.87- 59,000-
10-26-10	BNY CONVERGEX 10/21 SALE 59 SHS @ 19.0289 MISC .02 MYLAN INC		085 830	9333 40999-00011 10-26-10		1,122.69	900.87- 59,000-
10-26-10	BNY CONVERGEX 10/21 SALE 49 SHS @ 53.3117 MISC .04 TEVA PHARMACEUTICAL INDS LTD ADR		085 830	9333 40999-00012 10-26-10		2,612.23	2,107.95- 49,000-

10-28-10 BNY CONVERGEX
 10/25 SALE 42 SHS @ 37.6416
 MISC .03
 JPMORGAN CHASE & CO

10-28-10 BNY CONVERGEX
 10/25 SALE 39 SHS @ 37.1389
 MISC .02
 JPMORGAN CHASE & CO

10-29-10 BNY CONVERGEX
 10/26 SALE 20 SHS @ 37.0101
 MISC .01
 JPMORGAN CHASE & CO

10-29-10 BNY CONVERGEX
 10/26 SALE 34 SHS @ 37.0926
 MISC .02
 JPMORGAN CHASE & CO

10-29-10 BNY CONVERGEX
 10/26 SALE 32 SHS @ 37.1601
 MISC .02
 JPMORGAN CHASE & CO

11-05-10 BNY CONVERGEX
 11/02 SALE 22 SHS @ 53.8269
 MISC .02
 NETAPP INC

11-08-10 BNY CONVERGEX
 11/03 SALE 136 SHS @ 17.8805
 MISC .04
 QUANTA SVCS INC

11-10-10 BNY CONVERGEX
 11/05 SALE 13 SHS @ 166.7339
 MISC .04
 ALCON INC
 SEDOL 2852395
 ISIN CH0013826497

11-12-10 BNY CONVERGEX
 11/08 SALE 32 SHS @ 166.5095
 MISC .09
 ALCON INC
 SEDOL 2852395
 ISIN CH0013826497

DATE	DESCRIPTION	-CODES- TRAN TAX INDV	HISTORY	INCOME	PRINCIPAL	INVEST/UNITS
10-28-10	BNY CONVERGEX 10/25 SALE 42 SHS @ 37.6416 MISC .03 JPMORGAN CHASE & CO	085 830	9333 41001-00003 10-28-10		1,580.92	1,733.07- 42,000-
10-28-10	BNY CONVERGEX 10/25 SALE 39 SHS @ 37.1389 MISC .02 JPMORGAN CHASE & CO	085 830	9333 41001-00004 10-28-10		1,448.39	1,609.28- 39,000-
10-29-10	BNY CONVERGEX 10/26 SALE 20 SHS @ 37.0101 MISC .01 JPMORGAN CHASE & CO	085 830	9333 41002-00002 10-29-10		740.19	825.27- 20,000-
10-29-10	BNY CONVERGEX 10/26 SALE 34 SHS @ 37.0926 MISC .02 JPMORGAN CHASE & CO	085 830	9333 41002-00003 10-29-10		1,261.13	1,402.96- 34,000-
10-29-10	BNY CONVERGEX 10/26 SALE 32 SHS @ 37.1601 MISC .02 JPMORGAN CHASE & CO	085 830	9333 41002-00004 10-29-10		1,189.10	1,320.43- 32,000-
11-05-10	BNY CONVERGEX 11/02 SALE 22 SHS @ 53.8269 MISC .02 NETAPP INC	085 830	9333 41009-00002 11-05-10		1,184.17	603.66- 22,000-
11-08-10	BNY CONVERGEX 11/03 SALE 136 SHS @ 17.8805 MISC .04 QUANTA SVCS INC	085 830	9333 41012-00002 11-08-10		2,431.71	3,025.49- 136,000-
11-10-10	BNY CONVERGEX 11/05 SALE 13 SHS @ 166.7339 MISC .04 ALCON INC SEDOL 2852395 ISIN CH0013826497	085 830	9333 41014-00001 11-10-10		2,167.50	1,295.30- 13,000-
11-12-10	BNY CONVERGEX 11/08 SALE 32 SHS @ 166.5095 MISC .09 ALCON INC SEDOL 2852395 ISIN CH0013826497	085 830	9333 41016-00001 11-12-10		5,328.21	3,188.43- 32,000-

-TRANSACTION-
 DATE DESCRIPTION
 11-12-10 BNY CONVERGEX
 11/08 SALE 69 SHS @ 18.0009
 MISC .02
 QUANTA SVCS INC
 11-16-10 BNY CONVERGEX
 11/10 SALE 60 SHS @ 30.5503
 MISC .03
 KRAFT FOODS INC - A
 SEDOL 2764296 ISIN US50075N1046
 11-16-10 BNY CONVERGEX
 11/10 SALE 63 SHS @ 30.4014
 MISC .03
 KRAFT FOODS INC - A
 SEDOL 2764296 ISIN US50075N1046
 11-16-10 BNY CONVERGEX
 11/11 SALE 33 SHS @ 19.4532
 MISC .01
 MYLAN INC
 11-16-10 BNY CONVERGEX
 11/10 SALE 33 SHS @ 19.4647
 MISC .01
 MYLAN INC
 11-16-10 BNY CONVERGEX
 11/11 SALE 33 SHS @ 19.5701
 MISC .01
 MYLAN INC
 11-16-10 BNY CONVERGEX
 11/11 SALE 33 SHS @ 17.6646
 MISC .01
 QUANTA SVCS INC
 11-16-10 BNY CONVERGEX
 11/11 SALE 31 SHS @ 17.8005
 MISC .01
 QUANTA SVCS INC
 11-17-10 BNY CONVERGEX
 11/12 SALE 82 SHS @ 20.365
 MISC .03
 CISCO SYSTEMS INC

ACCOUNT 0333396 MAYER CHARITABLE FOUNDATION LCGR
 01/01/10 THROUGH 12/31/10
 ANA L Y S I S / S U M M A R Y -
 DATE 02/09/11
 TIME 09:26
 PAGE 0041

- C A S H -
 INCOME PRINCIPAL INVEST/UNITS

085 830 9333 41016-00003 11-12-10 1,242.04 1,534.99-69.000-

085 830 9333 41020-00001 11-16-10 1,832.99 1,822.99-60.000-

085 830 9333 41020-00002 11-16-10 1,915.26 1,914.14-63.000-

085 830 9333 41020-00003 11-16-10 641.94 503.87-33.000-

085 830 9333 41020-00004 11-16-10 642.32 503.88-33.000-

085 830 9333 41020-00005 11-16-10 645.80 503.88-33.000-

085 830 9333 41020-00007 11-16-10 582.92 734.13-33.000-

085 830 9333 41020-00008 11-16-10 551.81 689.63-31.000-

085 830 9333 41021-00001 11-17-10 1,669.90 1,897.97-82.000-

DATE	-TRANSACTION- DESCRIPTION	-CODES- TRAN TAX INDV	HISTORY	INCOME	PRINCIPAL	INVEST/UNITS
11-17-10	BNY CONVERGEX 11/12 SALE 82 SHS @ 20.14 MISC .03 CISCO SYSTEMS INC	085 830	9333 41021-00002 11-17-10	1,651.45	1,897.97- 82.000-	
11-17-10	BNY CONVERGEX 11/12 SALE 33 SHS @ 19.2442 MISC .01 MYLAN INC	085 830	9333 41021-00003 11-17-10	635.05	503.88- 33.000-	
11-18-10	BNY CONVERGEX 11/15 SALE 54 SHS @ 42.21 MISC .04 INGERSOLL-RAND PLC SEDOL: B633030 ISIN: IE00B6330302	085 830	9333 41022-00001 11-18-10	2,279.30	1,997.35- 54.000-	
11-18-10	BNY CONVERGEX 11/15 SALE 47 SHS @ 48.7226 MISC .04 ABBOTT LABORATORIES INC	085 830	9333 41022-00002 11-18-10	2,289.92	2,260.61- 47.000-	
11-19-10	BNY CONVERGEX 11/16 SALE 28 SHS @ 41.591 MISC .02 INGERSOLL-RAND PLC SEDOL: B633030 ISIN: IE00B6330302	085 830	9333 41023-00001 11-19-10	1,164.53	1,035.66- 28.000-	
11-19-10	BNY CONVERGEX 11/16 SALE 25 SHS @ 41.521 MISC .02 INGERSOLL-RAND PLC SEDOL: B633030 ISIN: IE00B6330302	085 830	9333 41023-00002 11-19-10	1,038.01	924.70- 25.000-	
11-22-10	BNY CONVERGEX 11/17 SALE 23 SHS @ 48.0213 MISC .02 ABBOTT LABORATORIES INC	085 830	9333 41026-00001 11-22-10	1,104.47	1,106.25- 23.000-	
11-22-10	BNY CONVERGEX 11/17 SALE 12 SHS @ 584.627 MISC .12 GOOGLE INC-CL A	085 830	9333 41026-00004 11-22-10	7,015.41	3,922.09- 12.000-	

- T R A N S A C T I O N A N A L Y S I S / S U M M A R Y -
 01/01/10 THROUGH 12/31/10
 ACCOUNT 0333396 MAYER CHARITABLE FOUNDATION LCGR

BANK 21
 REGION 10
 OFFICE 612

DATE	-TRANSACTION- DESCRIPTION	-CODES- TRAN TAX INDV	HISTORY	INCOME	PRINCIPAL	INVEST/UNITS
11-22-10	BNY CONVERGEX 11/17 SALE 34 SHS @ 19.0034 MISC .01 MYLAN INC	085 830	9333 41026-00006 11-22-10		646.10	519.14- 34.000-
11-23-10	BNY CONVERGEX 11/18 SALE 23 SHS @ 47.3876 MISC .02 ABBOTT LABORATORIES INC	085 830	9333 41027-00001 11-23-10		1,089.90	1,106.25- 23.000-
11-23-10	BNY CONVERGEX 11/18 SALE 38 SHS @ 19.2703 MISC .01 MYLAN INC	085 830	9333 41027-00002 11-23-10		732.26	580.22- 38.000-
11-24-10	BNY CONVERGEX 11/19 SALE 95 SHS @ 34.7089 MISC .06 JUNIPER NETWORKS INC	085 830	9333 41028-00002 11-24-10		3,297.29	2,569.31- 95.000-
11-24-10	BNY CONVERGEX 11/19 SALE 68 SHS @ 19.5503 MISC .02 MYLAN INC	085 830	9333 41028-00003 11-24-10		1,329.40	1,038.29- 68.000-
11-24-10	BNY CONVERGEX 11/19 SALE 63 SHS @ 19.6319 MISC .02 MYLAN INC	085 830	9333 41028-00004 11-24-10		1,236.79	961.94- 63.000-
11-26-10	BNY CONVERGEX 11/22 SALE 53 SHS @ 20.0005 MISC .02 MARVELL TECHNOLOGY GROUP LTD	085 830	9333 41030-00001 11-26-10		1,060.01	950.36- 53.000-
11-29-10	BNY CONVERGEX 11/23 SALE 51 SHS @ 19.9002 MISC .02 MARVELL TECHNOLOGY GROUP LTD	085 830	9333 41033-00001 11-29-10		1,014.89	914.50- 51.000-
11-29-10	BNY CONVERGEX 11/23 SALE 52 SHS @ 19.7418 MISC .02 MARVELL TECHNOLOGY GROUP LTD	085 830	9333 41033-00002 11-29-10		1,026.56	932.43- 52.000-
11-29-10	BNY CONVERGEX 11/23 SALE 35 SHS @ 33.5999 MISC .02 JUNIPER NETWORKS INC	085 830	9333 41033-00003 11-29-10		1,175.98	946.59- 35.000-

- C A S H -

DATE	DESCRIPTION	-TRANSACTION- DESCRIPTION	-CODES- TRAN TAX INDV	HISTORY	INCOME	PRINCIPAL	INVEST/UNITS
12-02-10	BNY CONVERGEX 11/29 SALE 137 SHS @ 52.2236 MISC .12 EXPRESS SCRIPTS INC		085 830	9333 41036-00001 12-02-10	7,154.51		6,294.88- 137,000-
12-06-10	BNY CONVERGEX 12/01 SALE 39 SHS @ 33.5145 MISC .02 VERTEX PHARMACEUTICALS INC		085 830	9333 41040-00003 12-06-10	1,307.04		1,315.34- 39,000-
12-07-10	BNY CONVERGEX 12/02 SALE 36 SHS @ 60.4951 MISC .04 CELGENE CORP		085 830	0100 41041-00001 12-07-10	2,177.79		2,042.46- 36,000-
12-08-10	BNY CONVERGEX INCORRECT PRICE CELGENE CORP		084 830	0100 41041-00001 12-08-10	2,177.79-		2,042.46 36,000
12-07-10	BNY CONVERGEX 12/02 SALE 41 SHS @ 33.4613 MISC .02 VERTEX PHARMACEUTICALS INC		085 830	9333 41041-00002 12-07-10	1,371.89		1,382.79- 41,000-
12-08-10	BNY CONVERGEX 12/02 SALE 36 SHS @ 60.50 MISC .04 CELGENE CORP		085 830	0100 41042-00002 12-08-10	2,177.96		2,042.46- 36,000-
12-08-10	BNY CONVERGEX 12/03 SALE 31 SHS @ 60.50 MISC .03 CELGENE CORP		085 830	9333 41042-00003 12-08-10	1,875.47		1,758.79- 31,000-
12-08-10	BNY CONVERGEX 12/03 SALE 40 SHS @ 33.6093 MISC .02 VERTEX PHARMACEUTICALS INC		085 830	9333 41042-00004 12-08-10	1,344.35		1,349.07- 40,000-
12-08-10	BNY CONVERGEX 12/03 SALE 38 SHS @ 33.4722 MISC .02 VERTEX PHARMACEUTICALS INC		085 830	9333 41042-00005 12-08-10	1,271.92		1,281.61- 38,000-
12-09-10	BNY CONVERGEX 12/06 SALE 29 SHS @ 30.7303 MISC .02 DOLLAR GENERAL CORP		085 830	9333 41043-00001 12-09-10	891.16		705.65- 29,000-

BANK 21
 REGION 10
 OFFICE 612

- TRANSACTION ANALYSIS / SUMMARY -
 01/01/10 THROUGH 12/31/10
 ACCOUNT 0333396 MAYER CHARITABLE FOUNDATION LCGR

DATE 05/09/11
 TIME 09:26
 PAGE 0045

DATE	-TRANSACTION- DESCRIPTION	-CODES- TRAN TAX INDV	HISTORY	INCOME	PRINCIPAL	INVEST/UNITS
12-14-10	BNY CONVERGEX 12/09 SALE 28 SHS @ 64.7653 MISC .03 BOEING CO	085 830 9333	41048-00002 12-14-10		1,813.40	1,877.82- 28.000-
12-14-10	BNY CONVERGEX 12/09 SALE 37 SHS @ 30.0741 MISC .02 UNILEVER PLC W/I SPONSORED ADR	085 830 9333	41048-00007 12-14-10		1,112.72	1,097.14- 37.000-
12-14-10	BNY CONVERGEX 12/09 SALE 36 SHS @ 30.0347 MISC .02 UNILEVER PLC W/I SPONSORED ADR	085 830 9333	41048-00008 12-14-10		1,081.23	1,067.49- 36.000-
12-15-10	BNY CONVERGEX 12/10 SALE 17 SHS @ 160.5267 MISC .05 ALCON INC SEDOL 2852395 ISIN CH0013826497	085 830 9333	41049-00001 12-15-10		2,728.91	1,693.85- 17.000-
12-15-10	BNY CONVERGEX 12/10 SALE 17 SHS @ 161.1164 MISC .05 ALCON INC SEDOL 2852395 ISIN CH0013826497	085 830 9333	41049-00002 12-15-10		2,738.93	1,693.85- 17.000-
12-15-10	BNY CONVERGEX 12/10 SALE 29 SHS @ 64.1357 MISC .03 BOEING CO	085 830 9333	41049-00003 12-15-10		1,859.90	1,944.88- 29.000-
12-15-10	BNY CONVERGEX 12/10 SALE 93 SHS @ 36.6773 MISC .06 DISNEY WALT CO	085 830 9333	41049-00004 12-15-10		3,410.93	2,703.60- 93.000-
12-15-10	BNY CONVERGEX 12/10 SALE 106 SHS @ 29.9347 MISC .05 UNILEVER PLC W/I SPONSORED ADR	085 830 9333	41049-00011 12-15-10		3,173.02	3,143.15- 106.000-

- T R A N S A C T I O N A N A L Y S I S / S U M M A R Y -
 01/01/10 THROUGH 12/31/10
 ACCOUNT 0333396 MAYER CHARITABLE FOUNDATION LGGR

-TRANSACTION- DESCRIPTION		-CODES- TRAN TAX INDV	HISTORY	INCOME	PRINCIPAL	INVEST/UNITS
12-15-10	BNY CONVERGEX 12/10 SALE 212 SHS @ 29.9812 MISC .11 UNILEVER PLC W/I SPONSORED ADR	085 830	9333 41049-00012 12-15-10	6,355.91	6,355.91	6,286.30- 212,000-
12-16-10	BNY CONVERGEX 12/13 SALE 20 SHS @ 80.9485 MISC .03 VISA INC CLASS A SHARES	085 830	9333 41050-00003 12-16-10	1,618.94	1,618.94	1,336.61- 20,000-
12-16-10	BNY CONVERGEX 12/13 SALE 18 SHS @ 80.9998 MISC .02 VISA INC CLASS A SHARES	085 830	9333 41050-00004 12-16-10	1,457.97	1,457.97	1,202.95- 18,000-
12-17-10	BNY CONVERGEX 12/14 SALE 24 SHS @ 64.5838 MISC .03 BOEING CO	085 830	9333 41051-00001 12-17-10	1,549.98	1,549.98	1,609.56- 24,000-
12-22-10	BNY CONVERGEX 12/17 SALE 100 SHS @ 18.8512 MISC .03 MARVELL TECHNOLOGY GROUP LTD	085 830	9333 41056-00001 12-22-10	1,885.09	1,885.09	1,793.13- 100,000-
12-22-10	BNY CONVERGEX 12/17 SALE 104 SHS @ 18.851 MISC .03 MARVELL TECHNOLOGY GROUP LTD	085 830	9333 41056-00002 12-22-10	1,960.47	1,960.47	1,864.86- 104,000-
12-22-10	BNY CONVERGEX 12/17 SALE 101 SHS @ 18.8676 MISC .03 MARVELL TECHNOLOGY GROUP LTD	085 830	9333 41056-00003 12-22-10	1,905.60	1,905.60	1,811.06- 101,000-
12-23-10	BNY CONVERGEX 12/20 SALE 54 SHS @ 19.0474 MISC .02 MARVELL TECHNOLOGY GROUP LTD	085 830	9333 41057-00001 12-23-10	1,028.54	1,028.54	968.29- 54,000-
12-27-10	BNY CONVERGEX 12/21 SALE 80 SHS @ 19.5701 MISC .03 CISCO SYSTEMS INC	085 830	9333 41061-00001 12-27-10	1,565.58	1,565.58	1,851.68- 80,000-

- T R A N S A C T I O N A N A L Y S I S / S U M M A R Y -
 01/01/10 THROUGH 12/31/10
 ACCOUNT 0333396 MAYER CHARITABLE FOUNDATION LCGR

DATE	DESCRIPTION	-TRANSACTION-	-CODES-	HISTORY	INCOME	PRINCIPAL	INVEST/UNITS
		DESCRIPTION	TRAN TAX INDV				
12-27-10	BNY CONVERGEX 12/21 SALE 79 SHS @ 19.57 MISC .03 CISCO SYSTEMS INC		085 830 9333	41061-00002 12-27-10	1,546.00	1,828.54- 79.000-	
12-27-10	BNY CONVERGEX 12/21 SALE 17 SHS @ 145.05 MISC .04 INTERNATIONAL BUSINESS MACHS CORP		085 830 9333	41061-00003 12-27-10	2,465.81	2,255.77- 17.000-	
12-27-10	BNY CONVERGEX 12/21 SALE 106 SHS @ 37.2488 MISC .07 JUNIPER NETWORKS INC		085 830 9333	41061-00004 12-27-10	3,948.31	2,866.81- 106.000-	
12-27-10	BNY CONVERGEX 12/21 SALE 26 SHS @ 219.0545 MISC .10 MASTERCARD INC CL A		085 830 9333	41061-00005 12-27-10	5,695.32	4,571.97- 26.000-	
12-28-10	BNY CONVERGEX 12/22 SALE 77 SHS @ 18.7525 MISC .02 MARVELL TECHNOLOGY GROUP LTD		085 830 9333	41062-00001 12-28-10	1,443.92	1,380.71- 77.000-	
12-28-10	BNY CONVERGEX 12/22 SALE 41 SHS @ 47.8548 MISC .03 ABBOTT LABORATORIES INC		085 830 9333	41062-00002 12-28-10	1,962.01	1,972.02- 41.000-	
12-28-10	BNY CONVERGEX 12/22 SALE 130 SHS @ 54.7091 MISC .12 EXPRESS SCRIPTS INC		085 830 9333	41062-00004 12-28-10	7,112.06	5,973.25- 130.000-	
12-28-10	LONG TERM CAPITAL GAINS DISTRIBUTION PAYABLE 12/21/10 AT .0000 PER SHARE BLACKROCK LIQUIDITY FUNDS TEMPFUND ADMINISTRATION SHARES #H1		081 081 00-0000	41062-00007 12-28-10	.15		
12-29-10	BNY CONVERGEX 12/23 SALE 29 SHS @ 47.941 MISC .02 ABBOTT LABORATORIES INC		085 830 9333	41063-00001 12-29-10	1,390.27	1,394.84- 29.000-	

- T R A N S A C T I O N A N A L Y S I S / S U M M A R Y -
 01/01/10 THROUGH 12/31/10
 ACCOUNT 0333396 MAYER CHARITABLE FOUNDATION LCGR

BANK 21
 REGION 10
 OFFICE 612

DATE	-TRANSACTION- DESCRIPTION	-CODES- TRAN TAX INDV	HISTORY	- C A S H - INCOME	PRINCIPAL	INVEST/UNITS
12-30-10	BNY CONVERGEX 12/27 SALE 49 SHS @ 18.7601 MISC .02 MARVELL TECHNOLOGY GROUP LTD	085 830	9333 41064-00002 12-30-10		919.23	878.64- 49.000-
12-30-10	BNY CONVERGEX 12/27 SALE 14 SHS @ 47.4869 MISC .01 ABBOTT LABORATORIES INC	085 830	9333 41064-00003 12-30-10		664.81	673.37- 14.000-
12-31-10	BNY CONVERGEX 12/28 SALE 41 SHS @ 47.4301 MISC .03 ABBOTT LABORATORIES INC	085 830	9333 41065-00001 12-31-10		1,944.60	1,972.02- 41.000-

- T R A N S A C T I O N A N A L Y S I S / S U M M A R Y -
 01/01/10 THROUGH 12/31/10
 ACCOUNT 0333396 MAYER CHARITABLE FOUNDATION LCVA

BANK 21
 REGION 10
 OFFICE 633

-TRANSACTION-
 DATE DESCRIPTION -CODES- HISTORY INCOME PRINCIPAL INVEST/UNITS

TOTALS FOR TAX CODE 081 LONG TERM CAPITAL GAIN DISTRIBUTION 1.04

TOTALS FOR TAX CODE 830 SALES 396,062.35
342,421.65 -P

- TRANSACTION-
DESCRIPTION

DATE	DESCRIPTION	-TRANSACTION- DESCRIPTION	-CODES- TRAN TAX INDV	HISTORY	INCOME	PRINCIPAL	INVEST/UNITS
01-19-10	BNY CONVERGEX 01/13 SALE 125 SHS @ 32.00 MISC .05 CARDINAL HEALTH INC	085 830	9333	40719-00001 01-19-10	3,999.95	3,999.95	3,643.97- 125.000-
01-19-10	BNY CONVERGEX 01/13 SALE 23 SHS @ 584.6535 MISC .17 GOOGLE INC-CL A	085 830	9333	40719-00002 01-19-10	13,446.86	13,446.86	7,867.18- 23.000-
02-04-10	BNY CONVERGEX 02/01 SALE 493 SHS @ 21.5099 MISC .13 BLOCK H & R INC	085 830	9333	40735-00002 02-04-10	10,604.25	10,604.25	11,007.77- 493.000-
02-12-10	BNY CONVERGEX 02/09 SALE 40 SHS @ 74.1893 MISC .04 BERKSHIRE HATHAWAY INC CLASS B	085 830	9333	40743-00001 02-12-10	2,967.53	2,967.53	2,344.06- 40.000-
02-19-10	BNY CONVERGEX 02/16 SALE 1,017 SHS @ 14.6457 MISC .19 COMCAST CORP CLASS A SPECIAL	085 830	9333	40750-00001 02-19-10	14,894.49	14,894.49	18,336.95- 1,017.000-
02-26-10	LONG TERM CAPITAL GAINS DISTRIBUTION PAYABLE 12/31/09 AT .0000 PER SHARE BLACKROCK LIQUIDITY FUNDS TEMPFUND ADMINISTRATION SHARES #H1	081 081	00-0000	40757-00003 02-26-10	.30	.30	
03-12-10	BNY CONVERGEX 03/09 SALE 60 SHS @ 85.57 MISC .07 TRANSOCEAN LTD SEDOL B3KFWW1 ISIN CH0048265513	085 830	9333	40771-00001 03-12-10	5,134.13	5,134.13	5,806.65- 60.000-
03-12-10	BNY CONVERGEX 03/09 SALE 85 SHS @ 37.63 MISC .05 TYCO INTERNATIONAL LTD SEDOL: B64GC98 ISIN: CH0100383485	085 830	9333	40771-00002 03-12-10	3,198.50	3,198.50	3,184.28- 85.000-

- C A S H -

DATE	-TRANSACTION- DESCRIPTION	-TRANSACTION- DESCRIPTION	-CODES- TRAN TAX INDV	HISTORY	INCOME	PRINCIPAL	INVEST/UNITS
03-12-10	BNY CONVERGEX 03/09 SALE 151 SHS @ 33.191 MISC .07 AGILENT TECHNOLOGIES (IPO)		085 830	9333 40771-00004 03-12-10		5,011.77	3,808.78- 151.000-
03-12-10	BNY CONVERGEX 03/09 SALE 303 SHS @ 39.7901 MISC .16 AMERICAN EXPRESS CO		085 830	9333 40771-00005 03-12-10		12,056.24	11,992.08- 303.000-
03-12-10	BNY CONVERGEX 03/09 SALE 117 SHS @ 42.942 MISC .07 AMERIPRISE FINANCIAL INC-W/I		085 830	9333 40771-00006 03-12-10		5,024.14	3,806.86- 117.000-
03-12-10	BNY CONVERGEX 03/09 SALE 277 SHS @ 29.631 MISC .11 BANK NEW YORK MELLON CORP COM		085 830	9333 40771-00007 03-12-10		8,207.68	8,888.11- 277.000-
03-12-10	BNY CONVERGEX 03/09 SALE 112 SHS @ 41.7116 MISC .06 BED BATH AND BEYOND		085 830	9333 40771-00008 03-12-10		4,671.64	3,895.10- 112.000-
03-12-10	BNY CONVERGEX 03/09 SALE 332 SHS @ 82.46 MISC .35 BERKSHIRE HATHAWAY INC CLASS B		085 830	9333 40771-00009 03-12-10		27,376.37	19,455.73- 332.000-
03-12-10	BNY CONVERGEX 03/09 SALE 214 SHS @ 34.851 MISC .10 CVS CAREMARK CORPORATION		085 830	9333 40771-00010 03-12-10		7,458.01	6,499.06- 214.000-
03-12-10	BNY CONVERGEX 03/09 SALE 140 SHS @ 72.80 MISC .13 CANADIAN NATURAL RESOURCES SEDOL 2171573 ISIN CA1363851017		085 830	9333 40771-00011 03-12-10		10,191.67	8,239.81- 140.000-
03-12-10	BNY CONVERGEX 03/09 SALE 52 SHS @ 35.24 MISC .03 CARDINAL HEALTH INC		085 830	9333 40771-00012 03-12-10		1,832.45	1,515.89- 52.000-

DATE	DESCRIPTION	-TRANSACTION-	-CODES-	HISTORY	INCOME	PRINCIPAL	INVEST/UNITS
DATE	DESCRIPTION		TRAN TAX INDV				
03-12-10	BNY CONVERGEX 03/09 SALE 196 SHS @ 60.491 MISC .16 COSTCO WHOLESALE CORP		085 830	9333 40771-00013 03-12-10	11,856.08	8,367.44- 196.000-	
03-12-10	BNY CONVERGEX 03/09 SALE 119 SHS @ 70.62 MISC .11 DEVON ENERGY CORP NEW		085 830	9333 40771-00014 03-12-10	8,403.67	5,553.02- 119.000-	
03-12-10	BNY CONVERGEX 03/09 SALE 50 SHS @ 65.62 MISC .05 DIAGEO PLC SPONSORED ADR		085 830	9333 40771-00015 03-12-10	3,280.95	2,486.33- 50.000-	
03-12-10	BNY CONVERGEX 03/09 SALE 74 SHS @ 33.09 MISC .04 DISNEY WALT CO		085 830	9333 40771-00016 03-12-10	2,448.62	2,394.31- 74.000-	
03-12-10	BNY CONVERGEX 03/09 SALE 127 SHS @ 98.283 MISC .16 EOG RES INC		085 830	9333 40771-00017 03-12-10	12,481.78	5,802.81- 127.000-	
03-12-10	BNY CONVERGEX 03/09 SALE 73 SHS @ 98.83 MISC .10 EXPRESS SCRIPTS INC		085 830	9333 40771-00018 03-12-10	7,214.49	5,713.55- 73.000-	
03-12-10	BNY CONVERGEX 03/09 SALE 5 SHS @ 562.90 MISC .04 GOOGLE INC-CL A		085 830	9333 40771-00019 03-12-10	2,814.46	1,710.26- 5.000-	
03-12-10	BNY CONVERGEX 03/09 SALE 90 SHS @ 19.51 MISC .03 GRUPO TELEVISIA SA DE CV SPONSORED ADR REPSTG ORD PARTN CTF		085 830	9333 40771-00020 03-12-10	1,755.87	1,486.58- 90.000-	
03-12-10	BNY CONVERGEX 03/09 SALE 210 SHS @ 26.7301 MISC .08 HARLEY DAVIDSON INC		085 830	9333 40771-00021 03-12-10	5,613.24	7,723.49- 210.000-	

DATE	-TRANSACTION- DESCRIPTION	-CODES- TRAN TAX INDV	HISTORY	INCOME	PRINCIPAL	INVEST/UNITS
03-12-10	BNY CONVERGEX 03/09 SALE 91 SHS @ 52.11 MISC .07 HEWLETT-PACKARD CO	085 830 9333	40771-00022 03-12-10		4,741.94	3,338.91- 91,000-
03-12-10	BNY CONVERGEX 03/09 SALE 235 SHS @ 25.741 MISC .08 IRON MTN INC PA	085 830 9333	40771-00023 03-12-10		6,049.06	4,873.66- 235,000-
03-12-10	BNY CONVERGEX 03/09 SALE 267 SHS @ 42.601 MISC .15 JPMORGAN CHASE & CO	085 830 9333	40771-00024 03-12-10		11,374.32	10,138.96- 267,000-
03-12-10	BNY CONVERGEX 03/09 SALE 231 SHS @ 37.522 MISC .12 LOEWS CORPORATION	085 830 9333	40771-00026 03-12-10		8,667.46	5,255.50- 231,000-
03-12-10	BNY CONVERGEX 03/09 SALE 180 SHS @ 36.9605 MISC .09 MERCK & CO INC	085 830 9333	40771-00027 03-12-10		6,652.80	5,349.41- 180,000-
03-12-10	BNY CONVERGEX 03/09 SALE 196 SHS @ 29.0114 MISC .08 MICROSOFT CORP	085 830 9333	40771-00028 03-12-10		5,686.15	4,987.76- 196,000-
03-12-10	BNY CONVERGEX 03/09 SALE 103 SHS @ 28.161 MISC .04 MOODY'S CORP	085 830 9333	40771-00029 03-12-10		2,900.54	2,377.87- 103,000-
03-12-10	BNY CONVERGEX 03/09 SALE 613 SHS @ 14.2509 MISC .12 NEWS CORPORATION CL A	085 830 9333	40771-00030 03-12-10		8,735.68	9,124.13- 613,000-
03-12-10	BNY CONVERGEX 03/09 SALE 156 SHS @ 82.291 MISC .17 OCCIDENTAL PETROLEUM CORP	085 830 9333	40771-00031 03-12-10		12,837.23	6,203.42- 156,000-
03-12-10	BNY CONVERGEX 03/09 SALE 266 SHS @ 17.171 MISC .06 PFIZER INC	085 830 9333	40771-00032 03-12-10		4,567.43	4,263.40- 266,000-

DATE	DESCRIPTION	-TRANSACTION- DESCRIPTION	-CODES- TRAN TAX INDV	HISTORY	INCOME	CASH - PRINCIPAL	INVEST/UNITS
03-12-10	BNY CONVERGEX 03/09 SALE 48 SHS @ 50.54 MISC .04 PHILIP MORRIS INTERNAT-W/I		085 830	9333 40771-00033 03-12-10		2,425.88	1,353.13- 48,000-
03-12-10	BNY CONVERGEX 03/09 SALE 61 SHS @ 63.4101 MISC .05 PROCTER & GAMBLE CO		085 830	9333 40771-00034 03-12-10		3,867.97	3,371.93- 61,000-
03-12-10	BNY CONVERGEX 03/09 SALE 394 SHS @ 17.181 MISC .09 PROGRESSIVE CORP OHIO		085 830	9333 40771-00035 03-12-10		6,769.22	7,232.88- 394,000-
03-12-10	BNY CONVERGEX 03/09 SALE 334 SHS @ 20.741 MISC .09 SEALED AIR CORP		085 830	9333 40771-00036 03-12-10		6,927.40	6,785.92- 334,000-
03-12-10	BNY CONVERGEX 03/09 SALE 167 SHS @ 24.211 MISC .06 TEXAS INSTRUMENTS INC		085 830	9333 40771-00037 03-12-10		4,043.18	3,800.43- 167,000-
03-12-10	BNY CONVERGEX 03/09 SALE 74 SHS @ 53.12 MISC .05 TRANSATLANTIC HOLDINGS INC		085 830	9333 40771-00038 03-12-10		3,930.83	3,570.80- 74,000-
03-12-10	BNY CONVERGEX 03/09 SALE 380 SHS @ 29.031 MISC .15 WELLS FARGO & COMPANY		085 830	9333 40771-00039 03-12-10		11,031.63	7,512.78- 380,000-
05-27-10	BNY CONVERGEX 05/24 SALE 200 SHS @ 39.5755 MISC .13 JPMORGAN CHASE & CO		085 830	9333 40847-00001 05-27-10		7,914.97	7,594.73- 200,000-
06-01-10	BNY CONVERGEX 05/26 SALE 202 SHS @ 39.2034 MISC .13 JPMORGAN CHASE & CO		085 830	9333 40852-00003 06-01-10		7,918.95	7,670.67- 202,000-
06-16-10	BNY CONVERGEX 06/11 SALE 335 SHS @ 25.0292 MISC .14 MICROSOFT CORP		085 830	9333 40867-00002 06-16-10		8,384.64	8,525.00- 335,000-

- T R A N S A C T I O N A N A L Y S I S / S U M M A R Y -
 01/01/10 THROUGH 12/31/10
 ACCOUNT 0333396 MAYER CHARITABLE FOUNDATION LGVA

DATE	-TRANSACTION- DESCRIPTION	-CODES- TRAN TAX INDV	HISTORY	- C A S H - INCOME	PRINCIPAL	INVEST/UNITS
06-21-10	BNY CONVERGEX 06/16 SALE 175 SHS @ 35.7687 MISC .11 CARDINAL HEALTH INC	085 830	9333 40872-00001 06-21-10	6,259.42		5,101.57- 175.000-
07-13-10	BNY CONVERGEX 07/08 SALE 112 SHS @ 51.2538 MISC .10 CONOCOPHILLIPS	085 830	9333 40894-00001 07-13-10	5,740.33		5,159.61- 112.000-
07-28-10	BNY CONVERGEX 07/23 SALE 146 SHS @ 63.5414 MISC .16 UNITED PARCEL SERVICE CL B	085 830	9333 40909-00001 07-28-10	9,276.89		8,417.70- 146.000-
07-30-10	BNY CONVERGEX 07/27 SALE 148 SHS @ 40.7859 MISC .10 JPMORGAN CHASE & CO	085 830	9333 40911-00002 07-30-10	6,036.21		5,620.10- 148.000-
08-17-10	BNY CONVERGEX 08/12 SALE 173 SHS @ 22.8256 MISC .07 CAREFUSION CORP	085 830	9333 40929-00001 08-17-10	3,948.76		3,867.73- 173.000-
09-23-10	BNY CONVERGEX 09/20 SALE 1,208 SHS @ 14.00 MISC .29 NEWS CORPORATION CL A	085 830	9333 40966-00001 09-23-10	16,911.71		17,980.35- 1,208.000-
10-12-10	BNY CONVERGEX 10/06 SALE 371 SHS @ 33.5602 MISC .21 DISNEY WALT CO	085 830	9333 40985-00001 10-12-10	12,450.62		12,003.93- 371.000-
12-10-10	BNY CONVERGEX 12/07 SALE 190 SHS @ 42.4538 MISC .14 VULCAN MATERIALS CO	085 830	9333 41044-00004 12-10-10	8,066.09		9,409.30- 190.000-
12-28-10	LONG TERM CAPITAL GAINS DISTRIBUTION PAYABLE 12/21/10 AT .0000 PER SHARE BLACKROCK LIQUIDITY FUNDS TEMPFUND ADMINISTRATION SHARES #H1	081 081 00-0000	41062-00001 12-28-10	.74		

BANK 21
REGION 10
OFFICE 640

- T R A N S A C T I O N A N A L Y S I S / S U M M A R Y -
01/01/10 THROUGH 12/31/10
ACCOUNT 0333396 MAYER CHARITABLE FOUNDATION MCGR

DATE 05/09/11
TIME 09:27
PAGE 0021

DATE	-TRANSACTION- DESCRIPTION	-CODES- TRAN TAX INDV	HISTORY	- C A S H - INCOME	PRINCIPAL	INVEST/UNITS
------	------------------------------	--------------------------	---------	-----------------------	-----------	--------------

TOTALS FOR TAX CODE 081	LONG TERM CAPITAL GAIN DISTRIBUTION			.03		
-------------------------	-------------------------------------	--	--	-----	--	--

TOTALS FOR TAX CODE 830	SALES			222,708.23		188,722.36-P
				<u>222,708.23</u>		
				222,708.23		

BANK 21
 REGION 10
 OFFICE 640

- TRANSACTION-
 DESCRIPTION

FILE
 TIME 09:27
 PAGE 0001

- TRANSACTIONS / SUMMARY -
 01/01/10 THROUGH 12/31/10
 ACCOUNT 0333396 MAYER CHARITABLE FOUNDATION MGR

DATE	DESCRIPTION	-TRANSACTION-	-CODES-	HISTORY	INCOME	PRINCIPAL	INVEST/UNITS
DATE	DESCRIPTION		TRAN TAX INDV				
01-07-10	BNY CONVERGEX 01/04 SALE 60 SHS @ 23.80 MISC .04 EBAY INC		085 830 9333	40707-00002 01-07-10		1,427.96	1,711.12- 60,000-
01-08-10	BNY CONVERGEX 01/05 SALE 28 SHS @ 42.6968 MISC .03 ENSCO INTERNATIONAL PLC		085 830 9333	40708-00002 01-08-10		1,195.48	834.08- 28,000-
01-08-10	BNY CONVERGEX 01/05 SALE 56 SHS @ 40.3991 MISC .06 HONEYWELL INTL INC		085 830 9333	40708-00004 01-08-10		2,262.29	3,172.17- 56,000-
01-14-10	BNY CONVERGEX 01/11 SALE 80 SHS @ 20.252 MISC .04 GAMESTOP CORP CL A		085 830 9333	40714-00004 01-14-10		1,620.12	3,174.58- 80,000-
01-14-10	BNY CONVERGEX 01/11 SALE 56 SHS @ 33.4065 MISC .05 PRIDE INTERNATIONAL INC		085 830 9333	40714-00005 01-14-10		1,870.72	1,312.62- 56,000-
01-22-10	BNY CONVERGEX 01/19 SALE 23 SHS @ 65.8244 MISC .02 BUCYRUS INTL INC		085 830 9333	40722-00001 01-22-10		1,513.94	1,241.40- 23,000-
01-22-10	BNY CONVERGEX 01/19 SALE 27 SHS @ 43.2009 MISC .01 FTI CONSULTING INC		085 830 9333	40722-00002 01-22-10		1,166.41	1,974.85- 27,000-
01-29-10	BNY CONVERGEX 01/26 SALE 57 SHS @ 42.6061 MISC .03 AMERICA MOVIL S A B DE C V		085 830 9333	40729-00001 01-29-10		2,428.52	850.19- 57,000-
02-04-10	BNY CONVERGEX 02/01 SALE 23 SHS @ 56.8271 MISC .02 CELGENE CORP		085 830 9333	40735-00002 02-04-10		1,307.01	1,226.42- 23,000-
02-05-10	BNY CONVERGEX 02/02 SALE 4 SHS @ 424.0815 MISC .02 BAIDU INC		085 830 9333	40736-00002 02-05-10		1,696.30	559.20- 4,000-

DATE	-TRANSACTION- DESCRIPTION	-CODES- TRAN TAX INDV	HISTORY	INCOME	PRINCIPAL	INVEST/UNITS
02-09-10	BNY CONVERGEX 02/04 SALE 66 SHS @ 18.2006 MISC .02 LKQ CORP	085 830	9333 40740-00002 02-09-10		1,201.22	890.35- 66.000-
02-10-10	BNY CONVERGEX 02/05 SALE 23 SHS @ 48.5428 MISC .01 ITT CORPORATION	085 830	9333 40741-00001 02-10-10		1,116.47	1,186.00- 23.000-
02-10-10	BNY CONVERGEX 02/05 SALE 62 SHS @ 20.9017 MISC .02 PERKINELMER INC	085 830	9333 40741-00003 02-10-10		1,295.89	1,088.38- 62.000-
02-16-10	BNY CONVERGEX 02/10 SALE 25 SHS @ 49.1079 MISC .02 PRICE T ROWE GROUP INC	085 830	9333 40747-00001 02-16-10		1,227.68	1,422.10- 25.000-
02-19-10	BNY CONVERGEX 02/16 SALE 47 SHS @ 30.0059 MISC .02 SUNCOR ENERGY INC ISIN CA867224107 SEDOL B3NBOP5	085 830	9333 40750-00001 02-19-10		1,410.26	1,420.50- 47.000-
02-26-10	BNY CONVERGEX 02/23 SALE 56 SHS @ 23.1502 MISC .02 ALTERA CORP	085 830	9333 40757-00005 02-26-10		1,296.39	1,231.21- 56.000-
02-26-10	LONG TERM CAPITAL GAINS DISTRIBUTION PAYABLE 12/31/09 AT .0000 PER SHARE BLACKROCK LIQUIDITY FUNDS TEMPFUND ADMINISTRATION SHARES #H1	081 081 00-0000	40757-00006 02-26-10		.01	
03-08-10	BNY CONVERGEX 03/03 SALE 12 SHS @ 81.6177 MISC .01 TRANSOCEAN LTD SEDOL B3KFWW1 ISIN CH00048265513	085 830	9333 40767-00001 03-08-10		979.40	1,652.90- 12.000-

BANK 21
 REGION 10
 OFFICE 640

- TRANSACTION-
 DATE DESCRIPTION

DATE 03/03/11
 TIME 09:27
 PAGE 0003

- T R A N S A C T I O N A N A L Y S I S / S U M M A R Y -
 01/01/10 THROUGH 12/31/10
 ACCOUNT 0333396 MAYER CHARITABLE FOUNDATION MCGR

DATE	DESCRIPTION	-TRANSACTION- DATE DESCRIPTION	-CODES- TRAN TAX INDV	HISTORY	INCOME	PRINCIPAL	INVEST/UNITS
03-11-10	BNY CONVERGEX 03/08 SALE 14 SHS @ 85.2166 MISC .02 TRANSOCEAN LTD SEDOL B3KFW1 ISIN CH0048265513	03/08 SALE 14 SHS @ 85.2166 MISC .02 TRANSOCEAN LTD SEDOL B3KFW1 ISIN CH0048265513	085 830	9333 40770-00001 03-11-10	1,193.02	1,193.02	1,928.39- 14,000-
03-11-10	BNY CONVERGEX 03/08 SALE 39 SHS @ 20.40 MISC .01 SUNPOWER CO.	03/08 SALE 39 SHS @ 20.40 MISC .01 SUNPOWER CO.	085 830	9333 40770-00003 03-11-10	795.59	795.59	2,973.58- 39,000-
03-12-10	BNY CONVERGEX 03/09 SALE 49 SHS @ 26.5413 MISC .02 FLIR SYSTEM INC	03/09 SALE 49 SHS @ 26.5413 MISC .02 FLIR SYSTEM INC	085 830	9333 40771-00001 03-12-10	1,300.51	1,300.51	1,027.67- 49,000-
03-15-10	BNY CONVERGEX 03/10 SALE 70 SHS @ 32.3814 MISC .03 BROADCOM CORP	03/10 SALE 70 SHS @ 32.3814 MISC .03 BROADCOM CORP	085 830	9333 40774-00001 03-15-10	2,266.67	2,266.67	1,039.97- 70,000-
03-17-10	BNY CONVERGEX 03/12 SALE 30 SHS @ 64.0959 MISC .02 SCHLUMBERGER LTD	03/12 SALE 30 SHS @ 64.0959 MISC .02 SCHLUMBERGER LTD	085 830	9333 40776-00001 03-17-10	1,922.85	1,922.85	1,718.23- 30,000-
03-18-10	BNY CONVERGEX 03/15 SALE 29 SHS @ 43.2514 MISC .02 NOBLE CORPORATION SEDOL: B65Z9D7 ISIN: CH0033347318	03/15 SALE 29 SHS @ 43.2514 MISC .02 NOBLE CORPORATION SEDOL: B65Z9D7 ISIN: CH0033347318	085 830	9333 40777-00001 03-18-10	1,254.27	1,254.27	1,664.85- 29,000-
03-19-10	BNY CONVERGEX 03/16 SALE 27 SHS @ 64.5611 MISC .02 BUCYRUS INTL INC	03/16 SALE 27 SHS @ 64.5611 MISC .02 BUCYRUS INTL INC	085 830	9333 40778-00001 03-19-10	1,743.13	1,743.13	1,457.29- 27,000-
03-30-10	BNY CONVERGEX 03/25 SALE 36 SHS @ 40.3218 MISC .02 NOBLE CORPORATION SEDOL: B65Z9D7 ISIN: CH0033347318	03/25 SALE 36 SHS @ 40.3218 MISC .02 NOBLE CORPORATION SEDOL: B65Z9D7 ISIN: CH0033347318	085 830	9333 40789-00001 03-30-10	1,451.57	1,451.57	2,066.71- 36,000-

BANK 21
 REGION 10
 OFFICE 640

- TRANSACTIONS / SUMMARY -
 01/01/10 THROUGH 12/31/10
 ACCOUNT 0333396 MAYER CHARITABLE FOUNDATION MGR

MAIL 03/27/10
 TIME 09:27
 PAGE 0004

DATE	-TRANSACTION- DESCRIPTION	-CODES- TRAN TAX INDV	HISTORY	- C A S H - INCOME	PRINCIPAL	INVEST/UNITS
03-30-10	BNY CONVERGEX 03/25 SALE 3 SHS @ 230.4443 MISC .01 APPLE INC	085 830	9333 40789-00002 03-30-10	691.32	64.76- 3.000-	
03-31-10	BNY CONVERGEX 03/26 SALE 16 SHS @ 39.8241 MISC .01 NOBLE CORPORATION SEDOL: B65Z9D7 ISIN: CH0033347318	085 830	9333 40790-00001 03-31-10	637.18	918.53- 16.000-	
04-05-10	BNY CONVERGEX 03/30 SALE 30 SHS @ 36.9106 MISC .02 PERFECT WORLD CO LTD ADR ISIN US71372U1043 SEDOL B23F975	085 830	9333 40795-00001 04-05-10	1,107.30	1,238.78- 30.000-	
04-13-10	BNY CONVERGEX 04/08 SALE 23 SHS @ 69.6362 MISC .03 RESEARCH IN MOTION LTD	085 830	9333 40803-00001 04-13-10	1,601.61	1,304.05- 23.000-	
04-16-10	BNY CONVERGEX 04/13 SALE 26 SHS @ 83.4765 MISC .04 3M COMPANY	085 830	9333 40806-00006 04-16-10	2,170.35	1,846.94- 26.000-	
04-21-10	BNY CONVERGEX 04/16 SALE 14 SHS @ 163.7605 MISC .04 GOLDMAN SACHS GROUP INC	085 830	9333 40811-00001 04-21-10	2,292.61	1,203.99- 14.000-	
04-27-10	BNY CONVERGEX 04/22 SALE 2 SHS @ 256.7754 MISC .01 APPLE INC	085 830	9333 40817-00001 04-27-10	513.54	43.17- 2.000-	
05-06-10	BNY CONVERGEX 05/03 SALE 60 SHS @ 40.4345 MISC .04 CAMERON INTL CORP	085 830	9333 40826-00001 05-06-10	2,426.03	2,078.29- 60.000-	
05-07-10	BNY CONVERGEX 05/04 SALE 66 SHS @ 27.8503 MISC .03 JUNIPER NETWORKS INC	085 830	9333 40827-00002 05-07-10	1,838.09	1,042.13- 66.000-	

DATE	-TRANSACTION- DESCRIPTION	-CODES- TRAN TAX INDV	HISTORY	INCOME	PRINCIPAL	INVEST/UNITS
05-21-10	BNY CONVERGEX 05/18 SALE 25 SHS @ 50.4854 MISC .02 ALEXION PHARMACEUTICALS INC	085 830 9333	40841-00001 05-21-10	1,262.11		1,109.56- 25.000-
05-24-10	BNY CONVERGEX 05/19 SALE 29 SHS @ 63.0447 MISC .03 DOLBY LABORATORIES INC CLASS A	085 830 9333	40844-00002 05-24-10	1,828.27		927.02- 29.000-
06-01-10	BNY CONVERGEX 05/26 SALE 3 SHS @ 249.533 MISC .01 APPLE INC	085 830 9333	40852-00002 06-01-10	748.59		64.76- 3.000-
06-04-10	BNY CONVERGEX 06/01 SALE 44 SHS @ 20.9102 MISC .02 BLUE COAT SYSTEMS INC	085 830 9333	40855-00001 06-04-10	920.03		1,271.71- 44.000-
06-09-10	BNY CONVERGEX 06/04 SALE 5 SHS @ 199.0728 MISC .02 MASTERCARD INC CL A	085 830 9333	40860-00001 06-09-10	995.35		1,287.23- 5.000-
06-09-10	BNY CONVERGEX 06/04 SALE 26 SHS @ 60.9893 MISC .03 NOBLE ENERGY INC	085 830 9333	40860-00002 06-09-10	1,585.69		819.38- 26.000-
06-16-10	BNY CONVERGEX 06/11 SALE 21 SHS @ 67.7568 MISC .02 DEVON ENERGY CORP NEW	085 830 9333	40867-00001 06-16-10	1,422.87		1,467.21- 21.000-
07-07-10	BNY CONVERGEX 07/01 SALE 26 SHS @ 62.2656 MISC .03 VMWARE INC CLASS A	085 830 9333	40888-00005 07-07-10	1,618.88		1,254.62- 26.000-
07-12-10	BNY CONVERGEX 07/07 SALE 97 SHS @ 10.1159 MISC .02 CHICOS FAS INC	085 830 9333	40893-00001 07-12-10	981.23		1,319.81- 97.000-

DATE	-TRANSACTION- DESCRIPTION	-CODES- TRAN TAX INDV	HISTORY	INCOME	PRINCIPAL	INVEST/UNITS
07-21-10	BNY CONVERGEX 07/16 SALE 32 SHS @ 27.6468 MISC .01 ALTERA CORP	085 830	9333 40902-00001 07-21-10		884.68	703.55- 32.000-
07-22-10	BNY CONVERGEX 07/19 SALE 34 SHS @ 28.3785 MISC .02 TRIMBLE NAVIGATION LTD	085 830	9333 40903-00004 07-22-10		964.85	987.67- 34.000-
07-28-10	BNY CONVERGEX 07/23 SALE 81 SHS @ 12.8118 MISC .02 SEAGATE TECHNOLOGY ISIN IE00B58JVZ52 SEDOL B5BJVZ5	085 830	9333 40909-00001 07-28-10		1,037.74	1,124.61- 81.000-
08-02-10	BNY CONVERGEX 07/28 SALE 17 SHS @ 78.7648 MISC .02 OCCIDENTAL PETROLEUM CORP	085 830	9333 40914-00005 08-02-10		1,338.98	1,397.55- 17.000-
08-03-10	BNY CONVERGEX 07/29 SALE 24 SHS @ 51.0322 MISC .02 HOSPIRA INC	085 830	9333 40915-00002 08-03-10		1,224.75	1,211.27- 24.000-
08-04-10	BNY CONVERGEX 07/30 SALE 23 SHS @ 38.0308 MISC .01 AKAMAI TECHNOLOGIES	085 830	9333 40916-00001 08-04-10		874.69	572.16- 23.000-
08-05-10	BNY CONVERGEX 08/02 SALE 29 SHS @ 36.9212 MISC .02 AKAMAI TECHNOLOGIES	085 830	9333 40917-00001 08-05-10		1,070.70	721.42- 29.000-
08-10-10	BNY CONVERGEX 08/05 SALE 62 SHS @ 19.503 MISC .02 SEI INVESTMENT CO	085 830	9333 40922-00001 08-10-10		1,209.17	1,401.26- 62.000-
08-13-10	BNY CONVERGEX 08/10 SALE 34 SHS @ 37.3603 MISC .02 WMS INDUSTRIES INC	085 830	9333 40925-00001 08-13-10		1,270.23	1,345.45- 34.000-

INCOME

HISTORY

-CODES-
 TRAN TAX INDV

- C A S H -

PRINCIPAL

DATE	DESCRIPTION	-CODES- TRAN TAX INDV	HISTORY	INCOME	PRINCIPAL	INVEST/UNITS
08-17-10	BNY CONVERGEX 08/12 SALE 38 SHS @ 25.9414 MISC .02 MINDRAY MEDICAL INTL LTD ADR ISIN US6026751007 SEDOL B1FCP24	085 830	9333 40929-00001 08-17-10	985.76	1,262.88- 38.000-	
08-19-10	BNY CONVERGEX 08/16 SALE 96 SHS @ 9.0724 MISC .01 NVIDIA CORP	085 830	9333 40931-00002 08-19-10	870.94	1,232.87- 96.000-	
08-23-10	BNY CONVERGEX 08/18 SALE 113 SHS @ 22.3264 MISC .04 EBAY INC	085 830	9333 40935-00002 08-23-10	2,522.84	2,985.46- 113.000-	
08-24-10	BNY CONVERGEX 08/19 SALE 32 SHS @ 41.9535 MISC .02 ENSCO PLC ADS	085 830	9333 40936-00001 08-24-10	1,342.49	953.23- 32.000-	
08-24-10	BNY CONVERGEX 08/19 SALE 46 SHS @ 38.7368 MISC .03 NATIONAL OILWELL VARCO INC	085 830	9333 40936-00003 08-24-10	1,781.86	1,605.80- 46.000-	
08-25-10	BNY CONVERGEX 08/20 SALE 37 SHS @ 62.2157 MISC .04 DEVON ENERGY CORP NEW	085 830	9333 40937-00002 08-25-10	2,301.94	2,585.09- 37.000-	
08-26-10	BNY CONVERGEX 08/23 SALE 40 SHS @ 37.5546 MISC .03 ACCENTURE PLC CLASS A ISIN IE0084BNMY34 SEDOL B4BNMY3	085 830	9333 40938-00001 08-26-10	1,502.16	1,668.15- 40.000-	
09-01-10	BNY CONVERGEX 08/27 SALE 44 SHS @ 33.4856 MISC .02 GUESS INC	085 830	9333 40944-00004 09-01-10	1,473.34	1,732.66- 44.000-	
09-02-10	BNY CONVERGEX 08/30 SALE 94 SHS @ 12.8842 MISC .02 STERILITE INDUSTRIES INDI ADS ADT ISIN US8597372072 SEDOL B1YX3G8	085 830	9333 40945-00004 09-02-10	1,211.09	1,097.43- 94.000-	

BANK 21
 REGION 10
 OFFICE 640

- T R A N S A C T I O N A N A L Y S I S / S U M M A R Y -
 01/01/10 THROUGH 12/31/10
 ACCOUNT 0333396 MAYER CHARITABLE FOUNDATION MGR

DATE 03/09/11
 TIME 09:27
 PAGE 0008

-TRANSACTION-		-CODES-		HISTORY		C A S H		INVEST/UNITS
DATE	DESCRIPTION	TRAN	TAX	INDV		INCOME	PRINCIPAL	
09-03-10	BNY CONVERGEX 08/31 SALE 29 SHS @ 31.4494 MISC .02 MEDTRONIC INC	085	830	9333	40946-00002 09-03-10		912.02	1,223.76- 29,000-
09-14-10	BNY CONVERGEX 09/09 SALE 33 SHS @ 26.4025 MISC .01 ATWOOD OCEANICS INC	085	830	9333	40957-00002 09-14-10		871.27	1,298.39- 33,000-
09-16-10	BNY CONVERGEX 09/13 SALE 20 SHS @ 46.53 MISC .02 AMPHENOL CORP NEW CL A	085	830	9333	40959-00001 09-16-10		930.58	946.32- 20,000-
09-16-10	BNY CONVERGEX 09/13 SALE 61 SHS @ 15.6463 MISC .02 NUANCE COMMUNICATIONS INC	085	830	9333	40959-00003 09-16-10		954.41	913.70- 61,000-
09-29-10	BNY CONVERGEX 09/24 SALE 79 SHS @ 15.3414 MISC .02 NUANCE COMMUNICATIONS INC	085	830	9333	40972-00001 09-29-10		1,211.95	1,183.31- 79,000-
10-06-10	BNY CONVERGEX 10/01 SALE 32 SHS @ 38.6242 MISC .02 NUCOR CORP	085	830	9333	40979-00002 10-06-10		1,235.95	997.04- 32,000-
10-06-10	BNY CONVERGEX 10/01 SALE 30 SHS @ 80.8229 MISC .04 OCCIDENTAL PETROLEUM CORP	085	830	9333	40979-00003 10-06-10		2,424.65	2,466.27- 30,000-
10-08-10	BNY CONVERGEX 10/05 SALE 39 SHS @ 42.5684 MISC .03 ANSYS INC	085	830	9333	40981-00001 10-08-10		1,660.14	1,678.23- 39,000-
10-08-10	BNY CONVERGEX 10/05 SALE 36 SHS @ 72.0085 MISC .04 UNITED TECHNOLOGIES CORP	085	830	9333	40981-00003 10-08-10		2,592.26	2,641.29- 36,000-

10-25-10 BNY CONVERGEX
 10/20 SALE 48 SHS @ 30.4525
 MISC .02
 LINEAR TECHNOLOGY CORP

11-01-10 BNY CONVERGEX
 10/27 SALE 74 SHS @ 16.919
 MISC .02
 ALIGN TECHNOLOGY INC

11-01-10 BNY CONVERGEX
 10/27 SALE 26 SHS @ 66.0073
 MISC .03
 BUCYRUS INTL INC

11-02-10 BNY CONVERGEX
 10/28 SALE 34 SHS @ 19.4235
 MISC .01
 SKECHERS U S A INC
 CL A

11-05-10 BNY CONVERGEX
 11/02 SALE 16 SHS @ 77.4434
 MISC .02
 CORE LABORATORIES N V

11-05-10 BNY CONVERGEX
 11/02 SALE 27 SHS @ 88.9254
 MISC .04
 CUMMINS INC

11-05-10 BNY CONVERGEX
 11/02 SALE 8 SHS @ 265.5328
 MISC .04
 INTUITIVE SURGICAL INC

11-09-10 BNY CONVERGEX
 11/04 SALE 49 SHS @ 27.7861
 MISC .02
 XILINX INC

11-12-10 BNY CONVERGEX
 11/08 SALE 120 SHS @ 32.9153
 MISC .07
 HALLIBURTON CO

ACCOUNT 0333396 MAYER CHARITABLE FOUNDATION MCGR

01/01/10 THROUGH 12/31/10

ANALYSIS / SUMMARY -

DATE 01/01/10 THROUGH 12/31/10

TIME 09:27

PAGE 0009

INCOME

PRINCIPAL

HISTORY

INVEST/UNITS

11-15-10 BNY CONVERGEX
 11/09 SALE 16 SHS @ 104.8174
 MISC .03
 NEW ORIENTAL ED & TECHNOLOGY
 GROUP INC
 SPONSORED ADR

11-16-10 BNY CONVERGEX
 11/10 SALE 47 SHS @ 20.3923
 MISC .02
 WARNER CHILCOTT PLC CL A
 SEDOL B446CM7
 ISIN IE00B446CM77

11-16-10 BNY CONVERGEX
 11/10 SALE 48 SHS @ 28.5161
 MISC .02
 AVON PRODUCTS INC

11-23-10 BNY CONVERGEX
 11/18 SALE 69 SHS @ 19.5501
 MISC .02
 CISCO SYSTEMS INC

11-29-10 BNY CONVERGEX
 11/23 SALE 72 SHS @ 19.644
 MISC .02
 ABB LTD
 SPONSORED ADR

12-14-10 BNY CONVERGEX
 12/09 SALE 11 SHS @ 69.04
 MISC .02
 HERBALIFE LTD

12-14-10 BNY CONVERGEX
 12/09 SALE 58 SHS @ 19.79
 MISC .02
 MARVELL TECHNOLOGY GROUP LTD

12-14-10 BNY CONVERGEX
 12/09 SALE 34 SHS @ 44.33
 MISC .03
 CHECK POINT SOFTWARE TECH
 SEDOL 2181334
 ISIN IL0010824113

ACCOUNT 0333396 MAYER CHARITABLE FOUNDATION MCCR

01/01/10 THROUGH 12/31/10

ANALYSIS / SUMMARY

TIME 09:27
 PAGE 0010

CASH

INCOME

PRINCIPAL

INVEST/UNITS

TRAN TAX INDV

HISTORY

085 830 9333 41019-00003
 11-15-10

085 830 9333 41020-00001
 11-16-10

085 830 9333 41020-00002
 11-16-10

085 830 9333 41027-00001
 11-23-10

085 830 9333 41033-00002
 11-29-10

085 830 9333 41048-00001
 12-14-10

085 830 9333 41048-00002
 12-14-10

085 830 9333 41048-00003
 12-14-10

1,677.05

958.42

1,368.75

1,348.93

1,414.34

759.42

1,147.80

1,507.19

1,178.64-
 16,000-

1,231.43-
 47,000-

1,366.04-
 48,000-

1,910.50-
 69,000-

1,432.34-
 72,000-

654.80-
 11,000-

637.92-
 58,000-

1,453.53-
 34,000-

BANK 21
REGION 10
OFFICE 640

-TRANSACTION-
DESCRIPTION

12-14-10 BNY CONVERGEX 12/09 SALE 40 SHS @ 37.77
MISC .03
ASML HOLDING NV F
ISIN USN070591862

12-14-10 BNY CONVERGEX 12/09 SALE 52 SHS @ 20.78
MISC .02
ABB LTD
SPONSORED ADR

12-14-10 BNY CONVERGEX 12/09 SALE 15 SHS @ 55.47
MISC .02
ABERCROMBIE & FITCH CO
CL A

12-14-10 BNY CONVERGEX 12/09 SALE 8 SHS @ 80.96
MISC .02
AGRIUM INC
SEDOL 2015530
ISIN CA0089161081

12-14-10 BNY CONVERGEX 12/09 SALE 18 SHS @ 37.51
MISC .02
ALTERA CORP

12-14-10 BNY CONVERGEX 12/09 SALE 24 SHS @ 173.95
MISC .08
AMAZON COM INC

12-14-10 BNY CONVERGEX 12/09 SALE 13 SHS @ 53.16
MISC .02
AMPHENOL CORP NEW
CL A

12-14-10 BNY CONVERGEX 12/09 SALE 43 SHS @ 23.60
MISC .02
ANGLO AMERICAN PLC
UNSP ADR

- T R A N S A C T I O N A N A L Y S I S / S U M M A R Y -
01/01/10 THROUGH 12/31/10
ACCOUNT 0333396 MAYER CHARITABLE FOUNDATION MGR

- C A S H -
INCOME

HISTORY

-CODES-
TRAN TAX INDV

PRINCIPAL

INVEST/UNITS

085 830 9333 41048-00004 12-14-10 1,510.77 1,178.79-
40.000-

085 830 9333 41048-00006 12-14-10 1,080.54 1,034.47-
52.000-

085 830 9333 41048-00008 12-14-10 832.03 625.48-
15.000-

085 830 9333 41048-00009 12-14-10 647.66 396.12-
8.000-

085 830 9333 41048-00010 12-14-10 675.16 395.74-
18.000-

085 830 9333 41048-00011 12-14-10 4,174.72 1,572.28-
24.000-

085 830 9333 41048-00012 12-14-10 691.06 615.10-
13.000-

085 830 9333 41048-00013 12-14-10 1,014.78 642.43-
43.000-

DATE	-TRANSACTION- DESCRIPTION	-CODES- TRAN TAX INDV	HISTORY	- C A S H - INCOME	PRINCIPAL	INVEST/UNITS
12-14-10	BNY CONVERGEX 12/09 SALE 16 SHS @ 114.05 MISC .04 APACHE CORPORATION	085 830	9333 41048-00014 12-14-10		1,824.76	1,672.32- 16.000-
12-14-10	BNY CONVERGEX 12/09 SALE 15 SHS @ 319.52 MISC .09 APPLE INC	085 830	9333 41048-00015 12-14-10		4,792.71	323.78- 15.000-
12-14-10	BNY CONVERGEX 12/09 SALE 39 SHS @ 18.83 MISC .02 ARM HOLDINGS PLC SPONSORED ADR	085 830	9333 41048-00016 12-14-10		734.35	624.42- 39.000-
12-14-10	BNY CONVERGEX 12/09 SALE 23 SHS @ 34.99 MISC .02 ATHEROS COMMUNICATIONS	085 830	9333 41048-00017 12-14-10		804.75	606.34- 23.000-
12-14-10	BNY CONVERGEX 12/09 SALE 23 SHS @ 29.25 MISC .02 AVON PRODUCTS INC	085 830	9333 41048-00018 12-14-10		672.73	654.56- 23.000-
12-14-10	BNY CONVERGEX 12/09 SALE 13 SHS @ 24.30 MISC .01 BABCOCK & WILCOX CO	085 830	9333 41048-00019 12-14-10		315.89	298.95- 13.000-
12-14-10	BNY CONVERGEX 12/09 SALE 19 SHS @ 107.65 MISC .04 BAIDU INC	085 830	9333 41048-00020 12-14-10		2,045.31	265.62- 19.000-
12-14-10	BNY CONVERGEX 12/09 SALE 27 SHS @ 53.21 MISC .03 BARRICK GOLD CORP SEDOL 2024677 ISIN CA0679011084	085 830	9333 41048-00021 12-14-10		1,436.64	971.89- 27.000-
12-14-10	BNY CONVERGEX 12/09 SALE 87 SHS @ 16.58 MISC .03 BRUKER CORP	085 830	9333 41048-00022 12-14-10		1,442.43	1,104.71- 87.000-

BANK 21
 REGION 10
 OFFICE 640

- T R A N S A C T I O N A N A L Y S I S / S U M M A R Y -
 01/01/10 THROUGH 12/31/10
 ACCOUNT 0333396 MAYER CHARITABLE FOUNDATION MGR

DATE 03/09/11
 TIME 09:27
 PAGE 0013

DATE	-TRANSACTION- DESCRIPTION	-CODES- TRAN TAX INDV	HISTORY	- C A S H - INCOME	PRINCIPAL	INVEST/UNITS
12-14-10	BNY CONVERGEX 12/09 SALE 3 SHS @ 321.24 MISC .02 CME GROUP INC A DERIVATIVES EXCHANGE	085 830	9333 41048-00023 12-14-10	963.70	657.82- 3,000-	
12-14-10	BNY CONVERGEX 12/09 SALE 10 SHS @ 231.59 MISC .04 CNOOC LTD SPON ADR	085 830	9333 41048-00024 12-14-10	2,315.86	2,009.47- 10,000-	
12-14-10	BNY CONVERGEX 12/09 SALE 28 SHS @ 34.64 MISC .02 CARMAX INC	085 830	9333 41048-00025 12-14-10	969.90	596.43- 28,000-	
12-14-10	BNY CONVERGEX 12/09 SALE 34 SHS @ 19.76 MISC .02 CISCO SYSTEMS INC	085 830	9333 41048-00026 12-14-10	671.82	941.40- 34,000-	
12-14-10	BNY CONVERGEX 12/09 SALE 35 SHS @ 16.28 MISC .01 CIRRUS LOGIC INC	085 830	9333 41048-00027 12-14-10	569.79	603.66- 35,000-	
12-14-10	BNY CONVERGEX 12/09 SALE 10 SHS @ 71.87 MISC .02 CLIFFS NATURAL RESOURCES INC	085 830	9333 41048-00028 12-14-10	718.68	612.41- 10,000-	
12-14-10	BNY CONVERGEX 12/09 SALE 36 SHS @ 56.99 MISC .04 COACH INC	085 830	9333 41048-00029 12-14-10	2,051.60	1,041.03- 36,000-	
12-14-10	BNY CONVERGEX 12/09 SALE 19 SHS @ 70.45 MISC .03 COGNIZANT TECHNOLOGY SOLUTIONS	085 830	9333 41048-00030 12-14-10	1,338.52	790.36- 19,000-	
12-14-10	BNY CONVERGEX 12/09 SALE 25 SHS @ 30.15 MISC .02 COMPLETE PRODTN SERVICES	085 830	9333 41048-00031 12-14-10	753.73	692.58- 25,000-	

- T R A N S A C T I O N A N A L Y S I S / S U M M A R Y -
 01/01/10 THROUGH 12/31/10
 ACCOUNT 0333396 MAYER CHARITABLE FOUNDATION MGR

BANK 21
 REGION 10
 OFFICE 640

DATE	DESCRIPTION	-TRANSACTION-	-CODES-	HISTORY	INCOME	PRINCIPAL	INVEST/UNITS
		TRAN TAX INDV					
12-14-10	BNY CONVERGEX 12/09 SALE 13 SHS @ 58.01 MISC .02 DOVER CORP	085 830 9333 41048-00032 12-14-10			754.11		671.88- 13.000-
12-14-10	BNY CONVERGEX 12/09 SALE 40 SHS @ 22.08 MISC .02 EMC CORP	085 830 9333 41048-00033 12-14-10			883.18		728.95- 40.000-
12-14-10	BNY CONVERGEX 12/09 SALE 21 SHS @ 99.31 MISC .04 EATON CORP	085 830 9333 41048-00034 12-14-10			2,085.47		1,781.89- 21.000-
12-14-10	BNY CONVERGEX 12/09 SALE 53 SHS @ 27.14 MISC .03 EXPEDIA INC	085 830 9333 41048-00035 12-14-10			1,438.39		1,296.11- 53.000-
12-14-10	BNY CONVERGEX 12/09 SALE 12 SHS @ 138.51 MISC .03 F5 NETWORKS INC	085 830 9333 41048-00036 12-14-10			1,662.09		619.09- 12.000-
12-14-10	BNY CONVERGEX 12/09 SALE 4 SHS @ 133.13 MISC .01 FIRST SOLAR INC	085 830 9333 41048-00037 12-14-10			532.51		861.58- 4.000-
12-14-10	BNY CONVERGEX 12/09 SALE 26 SHS @ 62.06 MISC .03 FLUOR CORP	085 830 9333 41048-00038 12-14-10			1,613.53		1,187.38- 26.000-
12-14-10	BNY CONVERGEX 12/09 SALE 6 SHS @ 117.49 MISC .02 FRANKLIN RESOURCES INC	085 830 9333 41048-00039 12-14-10			704.92		556.14- 6.000-
12-14-10	BNY CONVERGEX 12/09 SALE 8 SHS @ 110.52 MISC .02 FREEPORT MCMORAN COPPER & GOLD INC	085 830 9333 41048-00040 12-14-10			884.14		747.20- 8.000-

- T R A N S A C T I O N A N A L Y S I S / S U M M A R Y -
 01/01/10 THROUGH 12/31/10
 ACCOUNT 0333396 MAYER CHARITABLE FOUNDATION MCGR

BANK 21
 REGION 10
 OFFICE 640

DATE	-TRANSACTION- DESCRIPTION	-CODES- TRAN TAX INDV	HISTORY	- C A S H - INCOME	PRINCIPAL	INVEST/UNITS
12-14-10	BNY CONVERGEX 12/09 SALE 12 SHS @ 54.10 MISC .02 GEN PROBE INC	085 830	9333 41048-00041 12-14-10	649.18		854.67- 12,000-
12-14-10	BNY CONVERGEX 12/09 SALE 7 SHS @ 590.64 MISC .07 GOOGLE INC-CL A	085 830	9333 41048-00042 12-14-10	4,134.41		2,305.55- 7,000-
12-14-10	BNY CONVERGEX 12/09 SALE 46 SHS @ 19.94 MISC .02 GRAFTECH INTERNATIONAL LTD	085 830	9333 41048-00043 12-14-10	917.22		694.16- 46,000-
12-14-10	BNY CONVERGEX 12/09 SALE 14 SHS @ 50.29 MISC .02 HANSEN NATURAL CORP	085 830	9333 41048-00044 12-14-10	704.04		661.23- 14,000-
12-14-10	BNY CONVERGEX 12/09 SALE 17 SHS @ 47.24 MISC .02 HELMERICH & PAYNE INC	085 830	9333 41048-00045 12-14-10	803.06		726.60- 17,000-
12-14-10	BNY CONVERGEX 12/09 SALE 16 SHS @ 62.93 MISC .02 ILLUMINA INC	085 830	9333 41048-00046 12-14-10	1,006.86		645.83- 16,000-
12-14-10	BNY CONVERGEX 12/09 SALE 33 SHS @ 26.62 MISC .02 IMAX CORP	085 830	9333 41048-00047 12-14-10	878.44		652.39- 33,000-
12-14-10	BNY CONVERGEX 12/09 SALE 10 SHS @ 69.37 MISC .02 INFOSYS TECHNOLOGIES LTD SPONSORED ADR REPSTG 1/4	085 830	9333 41048-00048 12-14-10	693.68		621.99- 10,000-
12-14-10	BNY CONVERGEX 12/09 SALE 41 SHS @ 21.77 MISC .02 INTEL CORP	085 830	9333 41048-00049 12-14-10	892.55		805.38- 41,000-

- TRANSACTIONS / SUMMARY -
 01/01/10 THROUGH 12/31/10
 ACCOUNT 0333396 MAYER CHARITABLE FOUNDATION MCGR

DATE	-TRANSACTION- DESCRIPTION	-CODES- TRAN TAX INDV	HISTORY	- C A S H - INCOME	PRINCIPAL	INVEST/UNITS
12-14-10	BNY CONVERGEX 12/09 SALE 10 SHS @ 117.69 MISC .02 INTERCONTINENTAL EXCHANGE INC	085 830	9333 41048-00050 12-14-10		1,176.88	777.62- 10,000-
12-14-10	BNY CONVERGEX 12/09 SALE 15 SHS @ 47.65 MISC .02 INTUIT SOFTWARE	085 830	9333 41048-00051 12-14-10		714.73	724.99- 15,000-
12-14-10	BNY CONVERGEX 12/09 SALE 11 SHS @ 55.41 MISC .02 ITRON, INC.	085 830	9333 41048-00052 12-14-10		609.49	672.28- 11,000-
12-14-10	BNY CONVERGEX 12/09 SALE 40 SHS @ 16.83 MISC .02 JABIL CIRCUIT	085 830	9333 41048-00053 12-14-10		673.18	614.41- 40,000-
12-14-10	BNY CONVERGEX 12/09 SALE 26 SHS @ 29.52 MISC .02 KOMATSU LTD SPON ADR	085 830	9333 41048-00054 12-14-10		767.50	729.05- 26,000-
12-14-10	BNY CONVERGEX 12/09 SALE 20 SHS @ 38.12 MISC .02 LONGTOP FINL TECHNOLOGIES LTD ADR ISIN US54318P1084 SEDOL B28G1Z5	085 830	9333 41048-00055 12-14-10		762.38	725.67- 20,000-
12-14-10	BNY CONVERGEX 12/09 SALE 17 SHS @ 63.99 MISC .02 LULULEMON ATHLETICA INC	085 830	9333 41048-00056 12-14-10		1,087.61	536.37- 17,000-
12-14-10	BNY CONVERGEX 12/09 SALE 26 SHS @ 19.73 MISC .01 MC DERMOTT INTERNATIONAL INC	085 830	9333 41048-00057 12-14-10		512.97	326.40- 26,000-
12-14-10	BNY CONVERGEX 12/09 SALE 118 SHS @ 5.8001 MISC .02 MELCO CROWN ENTERTAINMENT LTD ADR ISIN US5854641009 SEDOL B1KYHF2	085 830	9333 41048-00058 12-14-10		684.39	736.99- 118,000-

DATE	DESCRIPTION	-TRANSACTION-	-CODES-	HISTORY	INCOME	PRINCIPAL	INVEST/UNITS
DATE	DESCRIPTION		TRAN TAX INDV				
12-14-10	BNY CONVERGEX 12/09 SALE 15 SHS @ 67.20 MISC .02 MERCADOLIBRE INC		085 830 9333	41048-00059 12-14-10	1,007.98		623.47- 15,000-
12-14-10	BNY CONVERGEX 12/09 SALE 17 SHS @ 41.43 MISC .02 N11 HOLDINGS INC CL B		085 830 9333	41048-00060 12-14-10	704.29		579.72- 17,000-
12-14-10	BNY CONVERGEX 12/09 SALE 20 SHS @ 63.07 MISC .03 NATIONAL OILWELL VARCO INC		085 830 9333	41048-00061 12-14-10	1,261.37		698.17- 20,000-
12-14-10	BNY CONVERGEX 12/09 SALE 34 SHS @ 54.56 MISC .04 NETAPP INC		085 830 9333	41048-00062 12-14-10	1,855.00		816.00- 34,000-
12-14-10	BNY CONVERGEX 12/09 SALE 5 SHS @ 189.62 MISC .02 NETFLIX INC		085 830 9333	41048-00063 12-14-10	948.08		633.96- 5,000-
12-14-10	BNY CONVERGEX 12/09 SALE 15 SHS @ 103.83 MISC .03 NOVO NORDISK A S ADR		085 830 9333	41048-00064 12-14-10	1,557.42		1,147.18- 15,000-
12-14-10	BNY CONVERGEX 12/09 SALE 29 SHS @ 30.86 MISC .02 OMNIVISION TECHNOLOGIES INC		085 830 9333	41048-00065 12-14-10	894.92		781.69- 29,000-
12-14-10	BNY CONVERGEX 12/09 SALE 48 SHS @ 29.23 MISC .03 ORACLE CORP		085 830 9333	41048-00066 12-14-10	1,403.01		850.29- 48,000-
12-14-10	BNY CONVERGEX 12/09 SALE 23 SHS @ 38.86 MISC .02 PAN AMERICAN SILVER CORP ISIN CA6979001089 SEDOL 2669272		085 830 9333	41048-00067 12-14-10	893.76		722.03- 23,000-

BANK 21
 REGION 10
 OFFICE 640

- T R A N S A C T I O N A N A L Y S I S / S U M M A R Y -
 01/01/10 THROUGH 12/31/10
 ACCOUNT 0333396 MAYER CHARITABLE FOUNDATION MCGR

DATE 05/09/11
 TIME 09:27
 PAGE 0018

DATE	-TRANSACTION- DESCRIPTION	-CODES- TRAN TAX INDV	HISTORY	- C A S H - INCOME	PRINCIPAL	INVEST/UNITS
12-14-10	BNY CONVERGEX 12/09 SALE 21 SHS @ 85.08 MISC .04 PARKER HANNIFIN CORP	085 830	9333 41048-00068 12-14-10	1,786.64		1,385.20- 21,000-
12-14-10	BNY CONVERGEX 12/09 SALE 17 SHS @ 36.94 MISC .02 PLANTRONICS INC NEW	085 830	9333 41048-00069 12-14-10	627.96		541.26- 17,000-
12-14-10	BNY CONVERGEX 12/09 SALE 21 SHS @ 38.44 MISC .02 POLYCOM INC	085 830	9333 41048-00070 12-14-10	807.22		745.48- 21,000-
12-14-10	BNY CONVERGEX 12/09 SALE 24 SHS @ 62.33 MISC .03 PRICE T ROWE GROUP INC	085 830	9333 41048-00071 12-14-10	1,495.89		1,365.22- 24,000-
12-14-10	BNY CONVERGEX 12/09 SALE 10 SHS @ 413.60 MISC .07 PRICELINE.COM INC	085 830	9333 41048-00072 12-14-10	4,135.93		2,340.33- 10,000-
12-14-10	BNY CONVERGEX 12/09 SALE 44 SHS @ 49.04 MISC .04 QUALCOMM INC	085 830	9333 41048-00073 12-14-10	2,157.72		1,691.87- 44,000-
12-14-10	BNY CONVERGEX 12/09 SALE 44 SHS @ 36.23 MISC .03 RIVERBED TECHNOLOGY INC	085 830	9333 41048-00074 12-14-10	1,594.09		632.01- 44,000-
12-14-10	BNY CONVERGEX 12/09 SALE 10 SHS @ 81.10 MISC .02 SCHLUMBERGER LTD SEDOL 2779201 ISIN AN8068571086	085 830	9333 41048-00075 12-14-10	810.98		744.09- 10,000-
12-14-10	BNY CONVERGEX 12/09 SALE 72 SHS @ 32.38 MISC .04 STARBUCKS CORP	085 830	9333 41048-00076 12-14-10	2,331.32		1,407.12- 72,000-

DATE	-TRANSACTION- DESCRIPTION	-CODES- TRAN TAX INDV	HISTORY	- C A S H - INCOME	PRINCIPAL	INVEST/UNITS
12-14-10	BNY CONVERGEX 12/09 SALE 22 SHS @ 32.09 MISC .02 TALEO CORP CLASS A	085 830	9333 41048-00077 12-14-10	705.96		563.49- 22.000-
12-14-10	BNY CONVERGEX 12/09 SALE 21 SHS @ 54.99 MISC .02 TECK RESOURCES LTD CL B ISIN CA8787422044 SEDOL 2124533	085 830	9333 41048-00078 12-14-10	1,154.77		866.70- 21.000-
12-14-10	BNY CONVERGEX 12/09 SALE 24 SHS @ 40.94 MISC .02 TRIMBLE NAVIGATION LTD	085 830	9333 41048-00079 12-14-10	982.54		697.18- 24.000-
12-14-10	BNY CONVERGEX 12/09 SALE 12 SHS @ 61.97 MISC .02 UNITED THERAPEUTICS CORP DEL	085 830	9333 41048-00080 12-14-10	743.62		680.49- 12.000-
12-14-10	BNY CONVERGEX 12/09 SALE 13 SHS @ 67.37 MISC .02 VARIAN MEDICAL SYSTEMS INC	085 830	9333 41048-00081 12-14-10	875.79		357.95- 13.000-
12-14-10	BNY CONVERGEX 12/09 SALE 13 SHS @ 46.17 MISC .02 VEECO INSTRUMENTS INC DEL	085 830	9333 41048-00082 12-14-10	600.19		593.58- 13.000-
12-14-10	BNY CONVERGEX 12/09 SALE 16 SHS @ 78.97 MISC .03 WATERS CORP	085 830	9333 41048-00083 12-14-10	1,263.49		885.35- 16.000-
12-20-10	BNY CONVERGEX 12/15 SALE 11 SHS @ 55.38 MISC .01 ITRON, INC.	085 830	9333 41054-00002 12-20-10	609.17		672.27- 11.000-
12-23-10	BNY CONVERGEX 12/20 SALE 25 SHS @ 34.9098 MISC .01 ATHEROS COMMUNICATIONS	085 830	9333 41057-00001 12-23-10	872.73		659.06- 25.000-

- T R A N S A C T I O N A N A L Y S I S / S U M M A R Y -
 01/01/10 THROUGH 12/31/10
 ACCOUNT 0333396 MAYER CHARITABLE FOUNDATION MCGR

BANK 21
 REGION 10
 OFFICE 640

DATE	TRANSACTION- DESCRIPTION	-CODES- TRAN TAX INDV	HISTORY	INCOME	C A S H - PRINCIPAL	INVEST/UNITS
12-28-10	LONG TERM CAPITAL GAINS DISTRIBUTION PAYABLE 12/21/10 AT .0000 PER SHARE BLACKROCK LIQUIDITY FUNDS TEMPFUND ADMINISTRATION SHARES #H1	081 081 00-0000	41062-00002 12-28-10		.02	
12-29-10	BNY CONVERGEX 12/23 SALE 26 SHS @ 29.0614 MISC .01 AVON PRODUCTS INC	085 830	9333 41063-00001 12-29-10		755.58	739.94- 26.000-

BANK 21
REGION 10
OFFICE 660

- T R A N S A C T I O N A N A L Y S I S / S U M M A R Y -
01/01/10 THROUGH 12/31/10
ACCOUNT 0333396 MAYER CHARITABLE FOUNDATION MCVA

DATE 03/03/11
TIME 09:28
PAGE 0015

DATE	-TRANSACTION- DESCRIPTION	-CODES- TRAN TAX INDV	HISTORY	- C A S H - INCOME	PRINCIPAL	INVEST/UNITS
	TOTALS FOR TAX CODE 081	LONG TERM CAPITAL GAIN DISTRIBUTION		.05		
	TOTALS FOR TAX CODE 830	SALES		93,759.06		82,308.67-P
	TOTALS FOR TAX CODE 833	SALE OF RIGHTS/FRACTIONAL SHARE OF STOCK		37.38		33.91-P
				<u>93,796.44</u>		<u>823,420.8</u>

- TRANSACTION-
 DESCRIPTION

DATE

INCOME
 CASH
 PRINCIPAL
 INVEST/UNITS

DATE	DESCRIPTION	-TRANSACTION- DESCRIPTION	-CODES- TRAN TAX INDV	HISTORY	INCOME	CASH	PRINCIPAL	INVEST/UNITS
01-05-10	BNY CONVERGEX 12/30 SALE 20 SHS @ 26.8371 MISC .01 PENNEY J C CO INC		085 830	9333 40705-00004 01-05-10	536.73		536.73	610.58- 20.000-
01-07-10	BNY CONVERGEX 01/04 SALE 13 SHS @ 67.3509 MISC .02 FEDERAL REALTY INVT TRUST SH BEN INT NEW REIT		085 830	9333 40707-00003 01-07-10	875.54		875.54	538.50- 13.000-
01-13-10	CASH IN LIEU OF .958 FRACTIONAL SHARES/PAR AT 13.8500 PER SHARE/BOND FIRST HORIZON NATL CORP		085 833	9999 40713-00001 01-13-10	13.27		13.27	11.87- .958-
01-20-10	BNY CONVERGEX 01/14 SALE 14 SHS @ 63.2709 MISC .01 UNITED STS STL CORP NEW		085 830	9333 40720-00001 01-20-10	885.78		885.78	612.66- 14.000-
01-21-10	BNY CONVERGEX 01/15 SALE 8 SHS @ 123.5612 MISC .01 CORE LABORATORIES N V		085 830	9333 40721-00001 01-21-10	988.48		988.48	742.78- 8.000-
01-21-10	BNY CONVERGEX 01/15 SALE 61 SHS @ 12.3252 MISC .01 HUNTSMAN CORP		085 830	9333 40721-00005 01-21-10	751.83		751.83	532.87- 61.000-
01-21-10	BNY CONVERGEX 01/15 SALE 14 SHS @ 40.3308 MISC .01 OIL STATES INTERNATIONAL INC		085 830	9333 40721-00007 01-21-10	564.62		564.62	467.06- 14.000-
01-26-10	BNY CONVERGEX 01/21 SALE 70 SHS @ 12.5433 MISC .01 NV ENERGY INC		085 830	9333 40726-00002 01-26-10	878.02		878.02	797.42- 70.000-
01-28-10	BNY CONVERGEX 01/25 SALE 17 SHS @ 55.9018 MISC .01 UNITED STS STL CORP NEW		085 830	9333 40728-00002 01-28-10	950.32		950.32	743.94- 17.000-
01-29-10	BNY CONVERGEX 01/26 SALE 7 SHS @ 91.8619 MISC .01 EDWARDS LIFSCIENCES CORP		085 830	9333 40729-00003 01-29-10	643.03		643.03	334.30- 7.000-

- TRANSACTIONS ANALYSIS / SUMMARY -
 01/01/10 THROUGH 12/31/10
 ACCOUNT 0333396 MAYER CHARITABLE FOUNDATION MCVA

BANK 21
 REGION 10
 OFFICE 660

-TRANSACTION-
 DESCRIPTION

02-01-10 BNY CONVERGEX
 01/27 SALE 19 SHS @ 59.2997
 MISC .01
 CLOROX CO

02-01-10 BNY CONVERGEX
 01/27 SALE 27 SHS @ 19.3732
 MISC .01
 CORRECTIONS CORP AMER NEW
 COM NEW REIT

02-03-10 BNY CONVERGEX
 01/29 SALE 16 SHS @ 71.8146
 MISC .01
 ARCH CAPITAL GROUP LTD

02-08-10 BNY CONVERGEX
 02/03 SALE 19 SHS @ 29.6729
 MISC .01
 JOHNSON CONTROLS INC

02-12-10 BNY CONVERGEX
 02/09 SALE 22 SHS @ 35.1061
 MISC .01
 OIL STATES INTERNATIONAL INC

02-18-10 BNY CONVERGEX
 02/12 SALE 27 SHS @ 30.4208
 MISC .01
 ATLAS ENERGY INC

02-19-10 BNY CONVERGEX
 02/16 SALE 31 SHS @ 37.0003
 MISC .01
 STARWOOD HOTELS & RESORTS
 WORLDWIDE INC

02-24-10 BNY CONVERGEX
 02/19 SALE 26 SHS @ 41.3001
 MISC .01
 TERRA INDUSTRIES INC

02-26-10 LONG TERM CAPITAL GAINS DISTRIBUTION
 PAYABLE 12/31/09 AT .0000 PER SHARE
 BLACKROCK LIQUIDITY FUNDS
 TEMPFUND
 ADMINISTRATION SHARES #H1

-TRANSACTION-ANALYSIS / SUMMARY -
 01/01/10 THROUGH 12/31/10
 ACCOUNT 0333396 MAYER CHARITABLE FOUNDATION MCVA

DATE	DESCRIPTION	-CODES- TRAN TAX INDV	HISTORY	INCOME	PRINCIPAL	INVEST/UNITS
02-01-10	BNY CONVERGEX 01/27 SALE 19 SHS @ 59.2997 MISC .01 CLOROX CO	085 830	9333 40732-00001 02-01-10		1,126.68	1,090.35- 19,000-
02-01-10	BNY CONVERGEX 01/27 SALE 27 SHS @ 19.3732 MISC .01 CORRECTIONS CORP AMER NEW COM NEW REIT	085 830	9333 40732-00002 02-01-10		523.07	652.69- 27,000-
02-03-10	BNY CONVERGEX 01/29 SALE 16 SHS @ 71.8146 MISC .01 ARCH CAPITAL GROUP LTD	085 830	9333 40734-00001 02-03-10		1,149.02	1,021.12- 16,000-
02-08-10	BNY CONVERGEX 02/03 SALE 19 SHS @ 29.6729 MISC .01 JOHNSON CONTROLS INC	085 830	9333 40739-00001 02-08-10		563.78	491.51- 19,000-
02-12-10	BNY CONVERGEX 02/09 SALE 22 SHS @ 35.1061 MISC .01 OIL STATES INTERNATIONAL INC	085 830	9333 40743-00003 02-12-10		772.32	733.94- 22,000-
02-18-10	BNY CONVERGEX 02/12 SALE 27 SHS @ 30.4208 MISC .01 ATLAS ENERGY INC	085 830	9333 40749-00001 02-18-10		821.35	775.87- 27,000-
02-19-10	BNY CONVERGEX 02/16 SALE 31 SHS @ 37.0003 MISC .01 STARWOOD HOTELS & RESORTS WORLDWIDE INC	085 830	9333 40750-00001 02-19-10		1,146.99	629.54- 31,000-
02-24-10	BNY CONVERGEX 02/19 SALE 26 SHS @ 41.3001 MISC .01 TERRA INDUSTRIES INC	085 830	9333 40755-00001 02-24-10		1,073.79	714.15- 26,000-
02-26-10	LONG TERM CAPITAL GAINS DISTRIBUTION PAYABLE 12/31/09 AT .0000 PER SHARE BLACKROCK LIQUIDITY FUNDS TEMPFUND ADMINISTRATION SHARES #H1	081 081	00-0000 40757-00005 02-26-10		.01	

DATE	DESCRIPTION	-TRANSACTION- DESCRIPTION	-CODES- TRAN TAX INDV	HISTORY	INCOME	PRINCIPAL	INVEST/UNITS
03-01-10	BNY CONVERGEX 02/24 SALE 12 SHS @ 49.0229 MISC .01 NEWFIELD EXPLORATION CO		085 830	9333 40760-00005 03-01-10	588.27		536.37- 12.000-
03-05-10	BNY CONVERGEX 03/02 SALE 10 SHS @ 94.6015 MISC .01 EDWARDS LIFESCIENCES CORP		085 830	9333 40764-00002 03-05-10	946.00		477.57- 10.000-
03-05-10	BNY CONVERGEX 03/02 SALE 25 SHS @ 23.2615 MISC .01 IAC / INTERACTIVECORP-W/I		085 830	9333 40764-00004 03-05-10	581.53		436.29- 25.000-
03-05-10	BNY CONVERGEX 03/02 SALE 31 SHS @ 41.3258 MISC .02 TJX COMPANIES INC NEW		085 830	9333 40764-00007 03-05-10	1,281.08		981.74- 31.000-
03-09-10	BNY CONVERGEX 03/04 SALE 32 SHS @ 13.3838 MISC .01 HUNTSMAN CORP		085 830	9333 40768-00001 03-09-10	428.28		320.42- 32.000-
03-16-10	BNY CONVERGEX 03/11 SALE 18 SHS @ 59.5198 MISC .01 CLIFFS NATURAL RESOURCES INC		085 830	9333 40775-00001 03-16-10	1,071.34		683.23- 18.000-
03-16-10	BNY CONVERGEX 03/11 SALE 35 SHS @ 17.0514 MISC .01 PROGRESSIVE CORP OHIO		085 830	9333 40775-00002 03-16-10	596.79		652.40- 35.000-
03-17-10	BNY CONVERGEX 03/12 SALE 43 SHS @ 19.8292 MISC .01 QLOGIC CORP		085 830	9333 40776-00001 03-17-10	852.64		799.23- 43.000-
03-23-10	BNY CONVERGEX 03/18 SALE 32 SHS @ 36.1315 MISC .01 URBAN OUTFITTERS INC		085 830	9333 40782-00001 03-23-10	1,156.19		654.21- 32.000-
03-26-10	BNY CONVERGEX 03/23 SALE 37 SHS @ 18.7581 MISC .01 EXCO RESOURCES INC		085 830	9333 40785-00002 03-26-10	694.04		799.60- 37.000-

- C A S H -

- T R A N S A C T I O N A N A L Y S I S / S U M M A R Y -
 01/01/10 THROUGH 12/31/10
 ACCOUNT 0333396 MAYER CHARITABLE FOUNDATION MCVA

- C A S H -
 INCOME

HISTORY

-CODES-
 TRAN TAX INDV

PRINCIPAL

INVEST/UNITS

DATE	DESCRIPTION	-CODES- TRAN TAX INDV	HISTORY	INCOME	PRINCIPAL	INVEST/UNITS
03-29-10	BNY CONVERGEX 03/24 SALE 11 SHS @ 49.8557 MISC .01 NEWFIELD EXPLORATION CO	085 830 9333	40788-00001 03-29-10	548.41	491.67- 11.000-	
04-05-10	BNY CONVERGEX 03/30 SALE 33 SHS @ 12.3715 MISC .01 HUNTSMAN CORP	085 830 9333	40795-00001 04-05-10	408.25	330.43- 33.000-	
04-05-10	BNY CONVERGEX 03/30 SALE 24 SHS @ 48.0522 MISC .02 KINETIC CONCEPTS INC COM NEW	085 830 9333	40795-00002 04-05-10	1,153.23	1,057.27- 24.000-	
04-12-10	CASH IN LIEU OF .932 FRACTIONAL SHARES/PAR AT 14.9200 PER SHARE/BOND FIRST HORIZON NATL CORP	085 833 9999	40802-00002 04-12-10	13.91	11.38- .932-	
04-12-10	BNY CONVERGEX 04/07 SALE 27 SHS @ 32.75 MISC .01 JOHNSON CONTROLS INC	085 830 9333	40802-00003 04-12-10	884.24	698.47- 27.000-	
04-12-10	BNY CONVERGEX 04/07 SALE 30 SHS @ 28.135 MISC .01 RAYMOND JAMES FINANCIAL INC	085 830 9333	40802-00004 04-12-10	844.04	726.71- 30.000-	
04-21-10	BNY CONVERGEX 04/16 SALE 40 SHS @ 14.7107 MISC .01 HOST HOTELS & RESORTS INC REIT	085 830 9333	40811-00001 04-21-10	588.42	436.14- 40.000-	
04-27-10	BNY CONVERGEX 04/22 SALE 22 SHS @ 49.9928 MISC .02 QUESTAR CORP	085 830 9333	40817-00001 04-27-10	1,099.82	986.83- 22.000-	
04-30-10	BNY CONVERGEX 04/27 SALE 14 SHS @ 42.6059 MISC .01 COMERICA INC	085 830 9333	40820-00002 04-30-10	596.47	429.44- 14.000-	

- T R A N S A C T I O N A N A L Y S I S / S U M M A R Y -
 01/01/10 THROUGH 12/31/10
 ACCOUNT 0333396 MAYER CHARITABLE FOUNDATION MCVA

DATE	TRANSACTION- DESCRIPTION	-CODES- TRAN TAX INDV	HISTORY	- C A S H - INCOME	PRINCIPAL	INVEST/UNITS
04-30-10	BNY CONVERGEX 04/27 SALE 56 SHS @ 9.5458 MISC .01 MARSHALL & ILSLEY CORP	085 830	9333 40820-00004 04-30-10	534.56	357.42- 56.000-	
05-03-10	BNY CONVERGEX 04/28 SALE 71 SHS @ 11.2216 MISC .01 HUNTSMAN CORP	085 830	9333 40823-00002 05-03-10	796.72	710.93- 71.000-	
05-04-10	BNY CONVERGEX 04/29 SALE 25 SHS @ 64.3378 MISC .03 CLIFFS NATURAL RESOURCES INC	085 830	9333 40824-00002 05-04-10	1,608.42	948.92- 25.000-	
05-04-10	BNY CONVERGEX 04/29 SALE 9 SHS @ 65.1473 MISC .01 DRILL-QUIP INC	085 830	9333 40824-00003 05-04-10	586.32	528.71- 9.000-	
05-10-10	BNY CONVERGEX 05/05 SALE 21 SHS @ 38.1527 MISC .01 BJS WHSL CLUB INC	085 830	9333 40830-00001 05-10-10	801.19	755.25- 21.000-	
05-10-10	BNY CONVERGEX 05/05 SALE 20 SHS @ 29.9809 MISC .01 COMMScope INC	085 830	9333 40830-00002 05-10-10	599.61	679.50- 20.000-	
05-10-10	BNY CONVERGEX 05/05 SALE 85 SHS @ 18.1111 MISC .03 PARAMETRIC TECHNOLOGY CORP	085 830	9333 40830-00005 05-10-10	1,539.42	1,044.47- 85.000-	
05-13-10	BNY CONVERGEX 05/10 SALE 6 SHS @ 70.9901 MISC .01 CUMMINS INC	085 830	9333 40833-00001 05-13-10	425.93	218.83- 6.000-	
05-13-10	BNY CONVERGEX 05/10 SALE 9 SHS @ 83.612 MISC .01 WHITING PETROLEUM CORP	085 830	9333 40833-00003 05-13-10	752.50	373.96- 9.000-	
05-14-10	BNY CONVERGEX 05/11 SALE 20 SHS @ 53.7501 MISC .02 CONCHO RESOURCES INC	085 830	9333 40834-00002 05-14-10	1,074.98	760.48- 20.000-	

05-14-10 BNY CONVERGEX 05/11 SALE 10 SHS @ 109.3111 MISC .02 ESSEX PPTY TR INC REIT

05-17-10 BNY CONVERGEX 05/12 SALE 40 SHS @ 14.7319 MISC .01 FIFTH THIRD BANCORP

05-18-10 BNY CONVERGEX 05/13 SALE 27 SHS @ 22.1027 MISC .01 DISH NETWORK CORP CL A

05-20-10 BNY CONVERGEX 05/17 SALE 41 SHS @ 15.25 MISC .01 CBS CORP CLASS B WI

05-24-10 BNY CONVERGEX 05/19 SALE 7 SHS @ 77.9656 MISC .01 WHITING PETROLEUM CORP

05-25-10 BNY CONVERGEX 05/20 SALE 74 SHS @ 13.4597 MISC .02 HOST HOTELS & RESORTS INC REIT

05-27-10 BNY CONVERGEX 05/24 SALE 17 SHS @ 45.8469 MISC .01 FLUOR CORP

05-28-10 BNY CONVERGEX 05/25 SALE 12 SHS @ 93.0776 MISC .02 AVALONBAY COMMUNITIES INC REIT

06-02-10 BNY CONVERGEX 05/27 SALE 19 SHS @ 35.2354 MISC .01 ABERCROMBIE & FITCH CO CL A

-TRANSACTION-
 HISTORY

-CODES-
 TRAN TAX INDV

085 830 9333 40834-00003 05-14-10

085 830 9333 40837-00003 05-17-10

085 830 9333 40838-00002 05-18-10

085 830 9333 40840-00001 05-20-10

085 830 9333 40844-00002 05-24-10

085 830 9333 40845-00001 05-25-10

085 830 9333 40847-00001 05-27-10

085 830 9333 40848-00001 05-28-10

085 830 9333 40853-00001 06-02-10

INCOME

1,093.09

589.27

596.76

625.24

545.75

996.00

779.38

1,116.91

669.46

PRINCIPAL

828.46-
10.000-

485.97-
40.000-

502.96-
27.000-

544.24-
41.000-

290.85-
7.000-

806.85-
74.000-

860.33-
17.000-

1,004.77-
12.000-

903.85-
19.000-

DATE 05/09/11
 TIME 09:28
 PAGE 0006

- C A S H -

ACCOUNT 0333396 MAYER CHARITABLE FOUNDATION MCVA

01/01/10 THROUGH 12/31/10

ANALYSIS / SUMMARY -

- T R A N S A C T I O N A N A L Y S I S / S U M M A R Y -
 01/01/10 THROUGH 12/31/10
 ACCOUNT 0333396 MAYER CHARITABLE FOUNDATION MCVA

DATE	-TRANSACTION- DESCRIPTION	-CODES- TRAN TAX INDV	HISTORY	- C A S H - INCOME	PRINCIPAL	INVEST/UNITS
06-03-10	BNY CONVERGEX 05/28 SALE 15 SHS @ 48.044 MISC .01 OCEANEERING INTERNATIONAL INC	085 830 9333	40854-00002 06-03-10	720.65	944.26- 15.000-	
06-07-10	BNY CONVERGEX 06/02 SALE 22 SHS @ 42.5287 MISC .02 DRILL-QUIP INC	085 830 9333	40858-00002 06-07-10	935.62	1,292.40- 22.000-	
06-08-10	BNY CONVERGEX 06/03 SALE 25 SHS @ 41.6159 MISC .02 MOLSON COORS BREWING COMPANY	085 830 9333	40859-00003 06-08-10	1,040.38	1,125.59- 25.000-	
06-14-10	BNY CONVERGEX 06/09 SALE 10 SHS @ 60.556 MISC .01 DIGITAL RLTY TR INC	085 830 9333	40865-00001 06-14-10	605.55	496.73- 10.000-	
06-17-10	BNY CONVERGEX 06/14 SALE 35 SHS @ 26.1228 MISC .02 COMMSCOPE INC	085 830 9333	40868-00001 06-17-10	914.28	1,189.12- 35.000-	
06-23-10	BNY CONVERGEX 06/18 SALE 12 SHS @ 74.8793 MISC .02 CUMMINS INC	085 830 9333	40874-00001 06-23-10	898.54	437.66- 12.000-	
06-23-10	BNY CONVERGEX 06/18 SALE 11 SHS @ 62.8537 MISC .01 FMC CORPORATION NEW	085 830 9333	40874-00002 06-23-10	691.38	581.48- 11.000-	
06-29-10	BNY CONVERGEX 06/24 SALE 15 SHS @ 42.7039 MISC .01 UNITED STS STL CORP NEW	085 830 9333	40880-00002 06-29-10	640.55	914.70- 15.000-	
06-30-10	BNY CONVERGEX 06/25 SALE 8 SHS @ 43.0518 MISC .01 RANGE RES CORP	085 830 9333	40881-00007 06-30-10	344.41	355.49- 8.000-	
07-06-10	BNY CONVERGEX 06/30 SALE 26 SHS @ 28.0849 MISC .01 PACTIV CORPORATION	085 830 9333	40887-00002 07-06-10	730.20	672.07- 26.000-	

DATE	DESCRIPTION	-TRANSACTION-	-CODES-	HISTORY	INCOME	PRINCIPAL	INVEST/UNITS
		DESCRIPTION	TRAN TAX INDV				
07-06-10	BNY CONVERGEX 06/30 SALE 14 SHS @ 44.1139 MISC .01 VULCAN MATERIALS CO		085 830	9333 40887-00004 07-06-10	617.58	637.17- 14.000-	
07-07-10	BNY CONVERGEX 07/01 SALE 17 SHS @ 40.4228 MISC .01 CAMDEN PROPERTY REIT		085 830	9333 40888-00002 07-07-10	687.18	850.91- 17.000-	
07-08-10	BNY CONVERGEX 07/02 SALE 50 SHS @ 21.3638 MISC .02 PENNEY J C CO INC		085 830	9333 40889-00002 07-08-10	1,068.17	1,476.64- 50.000-	
07-09-10	BNY CONVERGEX 07/06 SALE 24 SHS @ 15.2299 MISC .01 QUESTAR CORP		085 830	9333 40890-00002 07-09-10	365.51	350.88- 24.000-	
07-13-10	BNY CONVERGEX 07/08 SALE 13 SHS @ 77.788 MISC .02 WHITING PETROLEUM CORP		085 830	9333 40894-00002 07-13-10	1,011.23	540.16- 13.000-	
07-15-10	BNY CONVERGEX 07/12 SALE 14 SHS @ 23.6061 MISC .01 HARLEY DAVIDSON INC		085 830	9333 40896-00004 07-15-10	330.48	392.47- 14.000-	
07-20-10	BNY CONVERGEX 07/15 SALE 22 SHS @ 53.70 MISC .02 NBTY INC		085 830	9333 40901-00001 07-20-10	1,181.38	883.09- 22.000-	
07-23-10	BNY CONVERGEX 07/20 SALE 29 SHS @ 23.4316 MISC .01 PENN NATL GAMING INC		085 830	9333 40904-00001 07-23-10	679.50	798.37- 29.000-	
07-26-10	CASH IN LIEU OF .825 FRACTIONAL SHARES/PAR AT 11.5400 PER SHARE/BOND FIRST HORIZON NATL CORP		085 833	9999 40907-00001 07-26-10	9.52	9.95- .825-	
07-28-10	BNY CONVERGEX 07/23 SALE 96 SHS @ 4.70 MISC .01 SPRINT NEXTEL CORP		085 830	9333 40909-00001 07-28-10	451.19	412.91- 96.000-	

DATE	-TRANSACTION- DESCRIPTION	-CODES- TRAN TAX INDV	HISTORY	INCOME	PRINCIPAL	INVEST/UNITS
08-17-10	BNY CONVERGEX 08/12 SALE 34 SHS @ 25.7412 MISC .01 HARLEY DAVIDSON INC	085 830	9333 40929-00002 08-17-10	875.19		953.13- 34.000-
08-17-10	BNY CONVERGEX 08/12 SALE 49 SHS @ 24.2873 MISC .02 IAC / INTERACTIVECORP-W/I	085 830	9333 40929-00003 08-17-10	1,190.06		855.14- 49.000-
08-23-10	BNY CONVERGEX 08/18 SALE 13 SHS @ 62.1223 MISC .01 FMC CORPORATION NEW	085 830	9333 40935-00001 08-23-10	807.58		687.21- 13.000-
08-23-10	BNY CONVERGEX 08/18 SALE 25 SHS @ 23.5227 MISC .01 MARSH & MCLENNAN COMPANIES INC	085 830	9333 40935-00002 08-23-10	588.06		585.53- 25.000-
08-23-10	BNY CONVERGEX 08/18 SALE 19 SHS @ 42.187 MISC .01 SNAP ON INC	085 830	9333 40935-00005 08-23-10	801.54		614.77- 19.000-
08-24-10	BNY CONVERGEX 08/19 SALE 25 SHS @ 47.26 MISC .02 MCAFAEE INC	085 830	9333 40936-00002 08-24-10	1,181.48		790.00- 25.000-
08-25-10	BNY CONVERGEX 08/20 SALE 57 SHS @ 19.7937 MISC .02 SAFEWAY INC NEW	085 830	9333 40937-00001 08-25-10	1,128.22		1,409.13- 57.000-
08-26-10	BNY CONVERGEX 08/23 SALE 64 SHS @ 6.2662 MISC .01 MARSHALL & ILSLEY CORP	085 830	9333 40938-00001 08-26-10	401.03		408.48- 64.000-
09-01-10	BNY CONVERGEX 08/27 SALE 48 SHS @ 13.74 MISC .01 CBS CORP CLASS B WI	085 830	9333 40944-00001 09-01-10	659.51		637.15- 48.000-

- C A S H -

DATE	DESCRIPTION	- CODES - TRAN TAX INDV	HISTORY	- C A S H - INCOME	PRINCIPAL	INVEST/UNITS
09-01-10	BNY CONVERGEX 08/27 SALE 31 SHS @ 23.1106 MISC .01 LINCOLN NATIONAL CORP	085 830 9333	40944-00007 09-01-10	716.42	831.79- 31.000-	
09-08-10	BNY CONVERGEX 09/02 SALE 20 SHS @ 43.836 MISC .01 HORMEL FOODS CORP	085 830 9333	40951-00002 09-08-10	876.71	793.06- 20.000-	
09-09-10	BNY CONVERGEX 09/03 SALE 33 SHS @ 22.3712 MISC .01 INTERNATIONAL PAPER CO	085 830 9333	40952-00002 09-09-10	738.24	800.88- 33.000-	
09-09-10	BNY CONVERGEX 09/03 SALE 86 SHS @ 9.9262 MISC .01 TERADYNE INCORPORATED	085 830 9333	40952-00003 09-09-10	853.64	708.09- 86.000-	
09-16-10	BNY CONVERGEX 09/13 SALE 24 SHS @ 30.1204 MISC .01 EQUIFAX INC	085 830 9333	40959-00001 09-16-10	722.88	864.00- 24.000-	
09-17-10	BNY CONVERGEX 09/14 SALE 8 SHS @ 98.0874 MISC .01 CF INDUSTRIES HOLDINGS INC	085 830 9333	40960-00001 09-17-10	784.69	586.88- 8.000-	
09-24-10	BNY CONVERGEX 09/21 SALE 14 SHS @ 82.0363 MISC .02 EATON CORP	085 830 9333	40967-00002 09-24-10	1,148.49	1,072.59- 14.000-	
10-12-10	BNY CONVERGEX 10/06 SALE 14 SHS @ 38.81 MISC .01 FIRSTENERGY CORP	085 830 9333	40985-00001 10-12-10	543.33	725.29- 14.000-	
10-12-10	BNY CONVERGEX 10/06 SALE 14 SHS @ 37.9373 MISC .01 RANGE RES CORP	085 830 9333	40985-00003 10-12-10	531.11	585.39- 14.000-	
10-13-10	CASH IN LIEU OF .060 FRACTIONAL SHARES/PAR AT 11.3100 PER SHARE/BOND FIRST HORIZON NATL CORP	085 833 9999	40986-00001 10-13-10	.68	.71- .060-	

- C A S H -
 INCOME
 PRINCIPAL
 INVEST/UNITS

DATE	DESCRIPTION	-TRANSACTION-	-CODES-	HISTORY	INCOME	PRINCIPAL	INVEST/UNITS
10-18-10	BNY CONVERGEX 10/13 SALE 14 SHS @ 36.3551 MISC .01 RANGE RES CORP	085 830	9333	40991-00001 10-18-10	508.96	585.39- 14,000-	
10-20-10	BNY CONVERGEX 10/15 SALE 24 SHS @ 54.2923 MISC .02 FOSSIL INC	085 830	9333	40993-00001 10-20-10	1,302.99	778.80- 24,000-	
10-25-10	BNY CONVERGEX 10/20 SALE 6 SHS @ 115.9385 MISC .01 CF INDUSTRIES HOLDINGS INC	085 830	9333	40998-00002 10-25-10	695.62	440.17- 6,000-	
10-25-10	BNY CONVERGEX 10/20 SALE 24 SHS @ 27.3294 MISC .01 DPL INC	085 830	9333	40998-00003 10-25-10	655.89	662.41- 24,000-	
10-26-10	BNY CONVERGEX 10/21 SALE 46 SHS @ 18.2402 MISC .01 ANNALY CAPITAL MGMT INC	085 830	9333	40999-00001 10-26-10	839.04	806.64- 46,000-	
10-28-10	BNY CONVERGEX 10/25 SALE 27 SHS @ 37.37 MISC .02 ALBERTO-CULVER CO - W/I	085 830	9333	41001-00001 10-28-10	1,008.97	816.75- 27,000-	
10-29-10	BNY CONVERGEX 10/26 SALE 7 SHS @ 89.8749 MISC .01 BOSTON PPTYS INC REIT	085 830	9333	41002-00002 10-29-10	629.11	326.83- 7,000-	
10-29-10	BNY CONVERGEX 10/26 SALE 89 SHS @ 10.1098 MISC .02 KEY ENERGY SERVICES INC	085 830	9333	41002-00004 10-29-10	899.76	861.66- 89,000-	
10-29-10	BNY CONVERGEX 10/26 SALE 11 SHS @ 71.6893 MISC .01 SHERWIN-WILLIAMS CO	085 830	9333	41002-00007 10-29-10	788.57	875.56- 11,000-	

- T R A N S A C T I O N A N A L Y S I S / S U M M A R Y -
 01/01/10 THROUGH 12/31/10
 ACCOUNT 0333396 MAYER CHARITABLE FOUNDATION MCVA

DATE	-TRANSACTION- DESCRIPTION	-CODES- TRAN TAX INDV	HISTORY	- C A S H - INCOME	PRINCIPAL	INVEST/UNITS
11-05-10	BNY CONVERGEX 11/02 SALE 18 SHS @ 36.5967 MISC .01 BE AEROSPACE INC	085 830	9333 41009-00003 11-05-10	658.73	317.57- 18.000-	
11-05-10	BNY CONVERGEX 11/02 SALE 23 SHS @ 27.5049 MISC .01 WR BERKLEY CORP	085 830	9333 41009-00004 11-05-10	632.60	581.18- 23.000-	
11-05-10	BNY CONVERGEX 11/02 SALE 6 SHS @ 122.0489 MISC .01 CF INDUSTRIES HOLDINGS INC	085 830	9333 41009-00005 11-05-10	732.28	440.16- 6.000-	
11-05-10	BNY CONVERGEX 11/02 SALE 12 SHS @ 36.5671 MISC .01 CELANESE CORP-SERIES A	085 830	9333 41009-00006 11-05-10	438.80	394.39- 12.000-	
11-10-10	BNY CONVERGEX 11/05 SALE 8 SHS @ 116.3339 MISC .02 INTERCONTINENTAL EXCHANGE INC	085 830	9333 41014-00001 11-10-10	930.66	854.30- 8.000-	
11-17-10	BNY CONVERGEX 11/12 SALE 5 SHS @ 93.3735 MISC .01 EATON CORP	085 830	9333 41021-00002 11-17-10	466.86	383.07- 5.000-	
11-17-10	BNY CONVERGEX 11/12 SALE 6 SHS @ 79.0559 MISC .01 PARKER HANNIFIN CORP	085 830	9333 41021-00003 11-17-10	474.33	401.70- 6.000-	
11-24-10	BNY CONVERGEX 11/19 SALE 17 SHS @ 51.0997 MISC .01 DIGITAL RLTY TR INC	085 830	9333 41028-00001 11-24-10	868.68	844.45- 17.000-	
11-26-10	BNY CONVERGEX 11/22 SALE 10 SHS @ 64.7837 MISC .01 BIOGEN IDEC INC	085 830	9333 41030-00002 11-26-10	647.83	535.89- 10.000-	
11-26-10	BNY CONVERGEX 11/22 SALE 17 SHS @ 25.9353 MISC .01 DPL INC	085 830	9333 41030-00003 11-26-10	440.89	469.21- 17.000-	

DATE	DESCRIPTION	-TRANSACTION-	-CODES-	HISTORY	INCOME	PRINCIPAL	INVEST/UNITS
			TRAN TAX INDV				
11-26-10	BNY CONVERGEX 11/22 SALE 12 SHS @ 44.9065 MISC .01 GUESS INC		085 830 9333	41030-00005 11-26-10		538.87	514.12- 12.000-
12-01-10	BNY CONVERGEX 11/26 SALE 60 SHS @ 18.75 MISC .02 DEL MONTE FOODS CO		085 830 9333	41035-00004 12-01-10		1,124.98	880.95- 60.000-
12-03-10	BNY CONVERGEX 11/30 SALE 21 SHS @ 45.4674 MISC .02 HELMERICH & PAYNE INC		085 830 9333	41037-00001 12-03-10		954.80	845.98- 21.000-
12-14-10	BNY CONVERGEX 12/09 SALE 33 SHS @ 26.0843 MISC .01 HANESBRANDS INC - W/I		085 830 9333	41048-00001 12-14-10		860.77	810.87- 33.000-
12-14-10	BNY CONVERGEX 12/09 SALE 2 SHS @ 400.0034 MISC .01 WASHINGTON POST CO CLASS B		085 830 9333	41048-00002 12-14-10		799.99	1,025.19- 2.000-
12-15-10	BNY CONVERGEX 12/10 SALE 11 SHS @ 42.3822 MISC .01 RANGE RES CORP		085 830 9333	41049-00003 12-15-10		466.20	459.95- 11.000-
12-16-10	BNY CONVERGEX 12/13 SALE 50 SHS @ 20.9938 MISC .02 PROGRESSIVE CORP OHIO		085 830 9333	41050-00001 12-16-10		1,049.67	932.00- 50.000-
12-16-10	BNY CONVERGEX 12/13 SALE 51 SHS @ 17.025 MISC .01 STEEL DYNAMICS INC		085 830 9333	41050-00002 12-16-10		868.26	837.81- 51.000-
12-22-10	BNY CONVERGEX 12/17 SALE 65 SHS @ 10.9401 MISC .01 FIRST HORIZON NATL CORP		085 830 9333	41056-00003 12-22-10		711.09	771.01- 65.000-

ACCOUNT 0333396 MAYER CHARITABLE FOUNDATION MCVA

- C A S H -

- T R A N S A C T I O N A N A L Y S I S / S U M M A R Y -
01/01/10 THROUGH 12/31/10
ACCOUNT 0333396 MAYER CHARITABLE FOUNDATION MCVA

BANK 21
REGION 10
OFFICE 660

INVEST/UNITS
PRINCIPAL
INCOME
C A S H
HISTORY
TRAN TAX INDV

12-28-10 LONG TERM CAPITAL GAINS DISTRIBUTION 081 081 00-0000 41062-00001 .04
PAYABLE 12/21/10 AT .0000 PER SHARE
BLACKROCK LIQUIDITY FUNDS
TEMPFUND
ADMINISTRATION SHARES #H1

ACCOUNT 0333396 FEDERAL REPORT INTERNAL USE ONLY
 FROM: 01/01/10 TO: 12/31/10

TAX CODE	OR-OFF SERIAL	SEQ LOT#	ACQUIRED	TRADE	DATES	UNITS	PROCEEDS	TAX COST	FEDERAL G/L	STATE G/L
ASSET 966387102						29,000	2,309.48	1,204.97	998.85	.00
TOTAL-SHORT									105.66	.00
ASSET 966837106	WHOLE FOODS MKT INC					32,000	1,133.74	1,089.26	44.48	.00
830 612	40771-00058	00000	02/17/10	03/09/10		32,000	1,133.74	1,089.26	44.48	.00
TOTAL-SHORT										
ASSET 983919101	XILINX INC					49,000	1,361.50	1,353.20	8.30	.00
830 640	41013-00002	00000	08/10/10	11/04/10		49,000	1,361.50	1,353.20	8.30	.00
TOTAL-SHORT										

LISTED SALES-TOTAL SHORT 33,124.413
 LONG 38,216.910

CAPITAL GAIN DISTRIBUTIONS
 GRAND TOTAL-SHORT -LONG 71,341.323
 CARRYOVER(CURRENT)

2106,924.23
 (1,870,217.448)
 230711.75
 130995
 264161
 60646

Page 1 Part I
 Line 7
 282918.75

GRAND TOTAL-SHORT -LONG	13,095.08 L	81,188.34	168,618.49	.00 S	.00 M	.00 L

TAX CODE OR-OFF SERIAL SEQ LOT# DATES ACQUIRED TRADE

ASSET G0450A105 ARCH CAPITAL GROUP LTD
 830 660 40734-00001 00000 11/03/08 01/29/10
 830 660 40734-00001 00000 04/28/09 01/29/10
 TOTAL-SHORT
 TOTAL-LONG

ASSET G1151C101 ACCENTURE PLC CLASS A
 ISIN IE00B4BNMY34 SEDOL B4BNMY3
 830 640 40938-00001 00000 02/02/10 08/23/10
 TOTAL-SHORT

ASSET G4412G101 HERBALIFE LTD
 830 640 41048-00001 00000 09/14/10 12/09/10
 TOTAL-SHORT

ASSET G47791101 INGERSOLL-RAND PLC
 SEDOL: B633030
 ISIN: IE00B6330302
 830 612 41022-00001 00000 04/20/10 11/15/10
 830 612 41022-00001 00000 04/21/10 11/15/10
 830 612 41023-00001 00000 04/21/10 11/16/10
 830 612 41023-00001 00000 04/15/10 11/16/10
 830 612 41023-00002 00000 04/15/10 11/16/10
 TOTAL-SHORT

ASSET G54050102 LAZARD LTD CL A
 SEDOL B081VQ7
 ISIN BMG540501027
 830 612 40771-00001 00000 09/11/09 03/09/10
 830 612 40771-00001 00000 03/01/10 03/09/10
 830 612 40785-00001 00000 03/01/10 03/23/10
 830 612 40785-00001 00000 04/30/09 03/23/10
 830 612 40785-00002 00000 04/30/09 03/23/10
 830 612 40785-00002 00000 04/29/09 03/23/10
 830 612 40785-00002 00000 04/29/09 03/23/10
 830 612 40785-00003 00000 04/29/09 03/23/10
 830 612 40785-00003 00000 05/01/09 03/23/10
 830 612 40785-00003 00000 06/03/09 03/23/10
 TOTAL-SHORT

GAIN/LOSS INFORMATION

FEDERAL G/L

TAX COST

PROCEEDS

UNITS

TRADE

STATE G/L

43.45 L	674.69	718.14	10.000				
84.45 S	346.43	430.88	6.000				
84.45	1,021.12	1,149.02	16.000				
43.45							

165.99-S	1,668.15	1,502.16	40.000				
165.99-	1,668.15	1,502.16	40.000				

104.62 S	654.80	759.42	11.000				
104.62	654.80	759.42	11.000				

143.53 S	1,333.79	1,477.32	35.000				
80.12 S	721.86	801.98	19.000				
39.57 S	417.92	457.49	11.000				
64.78 S	642.26	707.04	17.000				
93.51 S	944.50	1,038.01	25.000				
421.51	4,060.33	4,481.84	107.000				

14.03-S	3,342.18	3,328.15	86.000				
14.18 S	218.02	232.20	6.000				
12.19-S	2,652.56	2,640.37	73.000				
30.48 S	114.20	144.68	4.000				
59.61 S	228.39	288.00	8.000				
817.48 S	3,106.50	3,923.98	109.000				
691.71 S	2,584.28	3,275.99	91.000				
141.96 S	511.18	653.14	18.000				
943.45 S	2,939.09	3,882.54	107.000				
746.38 S	2,301.60	3,047.98	84.000				

TAX CODE	OR-OFF	SERIAL	SEQ	LOT#	DATES	ACQUIRED	TRADE	UNITS	PROCEEDS	TAX COST	FEDERAL G/L	STATE G/L
ASSET G5876H105 MARVELL TECHNOLOGY GROUP LTD												
830	612	41030-00001	00000	06/22/10	11/22/10			49.000	980.01	919.41	60.60 S	.00
830	612	41030-00001	00000	06/22/10	11/22/10			4.000	80.00	74.72	5.28 S	.00
830	612	41033-00001	00000	06/22/10	11/23/10			45.000	895.49	840.60	54.89 S	.00
830	612	41033-00001	00000	06/23/10	11/23/10			6.000	119.40	111.33	8.07 S	.00
830	612	41033-00002	00000	06/23/10	11/23/10			52.000	1,026.56	964.90	61.66 S	.00
830	640	41048-00002	00000	05/07/09	12/09/10			58.000	1,147.80	637.92	509.88 L	.00
830	612	41056-00001	00000	06/23/10	12/17/10			6.000	113.11	111.34	1.77 S	.00
830	612	41056-00001	00000	06/23/10	12/17/10			63.000	1,187.60	1,168.93	18.67 S	.00
830	612	41056-00001	00000	06/23/10	12/17/10			31.000	584.38	574.11	10.27 S	.00
830	612	41056-00002	00000	06/23/10	12/17/10			33.000	622.07	611.15	10.92 S	.00
830	612	41056-00002	00000	06/22/10	12/17/10			71.000	1,338.40	1,308.03	30.37 S	.00
830	612	41056-00003	00000	06/22/10	12/17/10			26.000	490.55	479.00	11.55 S	.00
830	612	41056-00003	00000	06/23/10	12/17/10			64.000	1,207.51	1,170.23	37.28 S	.00
830	612	41057-00001	00000	09/08/10	12/17/10			11.000	207.54	191.05	16.49 S	.00
830	612	41057-00001	00000	09/08/10	12/20/10			54.000	1,028.54	937.86	90.68 S	.00
830	612	41062-00001	00000	07/13/10	12/22/10			47.000	881.35	816.28	65.07 S	.00
830	612	41062-00001	00000	07/13/10	12/22/10			30.000	562.57	518.65	43.92 S	.00
830	612	41064-00002	00000	07/13/10	12/27/10			2.000	37.52	34.58	2.94 S	.00
830	612	41064-00002	00000	07/13/10	12/27/10			32.000	600.31	552.64	47.67 S	.00
830	612	41064-00002	00000	09/08/10	12/27/10			15.000	281.40	258.60	22.80 S	.00
TOTAL-SHORT								699.000	13,392.11	12,281.33	600.90	.00
TOTAL-LONG											509.88	.00
ASSET G7945M107 SEAGATE TECHNOLOGY												
830	640	40909-00001	00000	08/31/09	07/23/10			81.000	1,037.74	1,124.61	86.87-S	.00
TOTAL-SHORT								81.000	1,037.74	1,124.61	86.87-	.00
ASSET G94368100 WARNER CHILCOTT PLC CL A												
830	640	41020-00001	00000	02/03/10	11/10/10			47.000	958.42	1,231.43	273.01-S	.00

REPORT: TMS-TX-23
 BANK 21 PNC BANK (21)
 REGION 10 PITTSBURGH
 OFFICE 001 C & E

ACCOUNT 0333396 FEDERAL REPORT INTERNAL USE ONLY
 0333396 MAYER CHARITABLE FOUNDATION
 FROM: 01/01/10 TO: 12/31/10

PAGE: 3
 RUN DATE: 05/09/11

TAX OR-OFF SERIAL SEQ LOT# ACQUIRED TRADE
 ASSET G94368100 (CONT'D)

DATE DATES
 TOTAL-SHORT

TAX	OR-OFF	SERIAL	SEQ	LOT#	ACQUIRED	TRADE	UNITS	PROCEEDS	TAX COST	FEDERAL G/L	STATE G/L
ASSET H01301102 ALCON INC											
MERGED 04/08/11 @ \$8.20 P/S											
SEE 66987V109											
830	612	40711-00001	00000	10/30/08	01/06/10		12.000	1,880.95	1,069.13	811.82 L	.00
830	612	40711-00002	00000	10/30/08	01/06/10		11.000	1,710.06	980.04	730.02 L	.00
830	612	40722-00001	00000	10/30/08	01/19/10		12.000	1,845.72	1,069.14	776.58 L	.00
830	612	40722-00001	00000	10/12/04	01/19/10		11.000	1,691.91	789.57	902.34 L	.00
830	612	40725-00001	00000	10/12/04	01/20/10		21.000	3,250.81	1,507.37	1,743.44 L	.00
830	612	40771-00002	00000	10/12/04	03/09/10		23.000	3,746.42	1,650.93	2,095.49 L	.00
830	612	40827-00001	00000	10/12/04	05/04/10		14.000	2,148.97	1,004.91	1,144.06 L	.00
830	612	40879-00005	00000	10/12/04	06/23/10		28.000	4,171.93	2,009.82	2,162.11 L	.00
830	612	41014-00001	00000	10/12/04	11/05/10		13.000	2,167.50	933.13	1,234.37 L	.00
830	612	41016-00001	00000	10/12/04	11/08/10		16.000	2,664.11	1,148.47	1,515.64 L	.00
830	612	41016-00001	00000	10/20/04	11/08/10		16.000	2,664.10	1,052.00	1,612.10 L	.00
830	612	41049-00001	00000	10/20/04	12/10/10		17.000	2,728.91	1,117.75	1,611.16 L	.00
830	612	41049-00002	00000	10/20/04	12/10/10		17.000	2,738.93	1,117.75	1,621.18 L	.00
TOTAL-LONG							211.000	33,410.32	15,450.01	17,960.31	.00

ASSET H27013103 WEATHERFORD INTL LTD
 SEDOL B5KL6S7

TOTAL-LONG

ISIN CH0036838394

TOTAL-LONG

ASSET H5833N103 NOBLE CORPORATION
 SEDOL: B65Z9D7

TOTAL-LONG

ISIN: CH0033347318

TOTAL-LONG

ASSET H5833N103 NOBLE CORPORATION
 SEDOL: B65Z9D7

TOTAL-LONG

ISIN: CH0033347318

TOTAL-LONG

ASSET H5833N103 NOBLE CORPORATION
 SEDOL: B65Z9D7

TOTAL-LONG

ISIN: CH0033347318

TOTAL-LONG

ASSET H5833N103 NOBLE CORPORATION
 SEDOL: B65Z9D7

TOTAL-LONG

ISIN: CH0033347318

TOTAL-LONG

TAX OR-OFF SERIAL SEQ LOT# ACQUIRED TRADE
 ASSET H5833N103 (CONT'D)

TOTAL-SHORT
 TOTAL-LONG

ASSET H8817H100 TRANSOCEAN LTD
 SEDOL B3KFWW1

ISIN CH0048265513

830	640	40767-00001	00000	12/20/07	03/03/10
830	640	40767-00001	00000	08/30/07	03/03/10
830	640	40770-00001	00000	08/30/07	03/08/10
830	640	40770-00001	00000	05/17/07	03/08/10
830	633	40771-00001	00000	10/07/08	03/09/10
830	633	40771-00001	00000	06/06/06	03/09/10

TOTAL-LONG

ASSET H89128104 TYCO INTERNATIONAL LTD
 SEDOL: B64GC98

ISIN: CH0100383485

830	633	40771-00002	00000	06/06/05	03/09/10
-----	-----	-------------	-------	----------	----------

TOTAL-LONG

ASSET M22465104 CHECK POINT SOFTWARE TECH
 SEDOL 2181334

ISIN IL0010824113

830	640	41048-00003	00000	11/03/10	12/09/10
-----	-----	-------------	-------	----------	----------

TOTAL-SHORT

ASSET N07059186 ASML HOLDING NV F
 ISIN USN070591862

830	640	41048-00004	00000	07/19/10	12/09/10
-----	-----	-------------	-------	----------	----------

TOTAL-SHORT

ASSET N22717107 CORE LABORATORIES N V
 ISIN 00000 08/13/09 01/15/10

830	660	40721-00001	00000	08/13/09	01/15/10
830	640	41009-00001	00000	09/20/10	11/02/10

GAIN / LOSS
 FEDERAL G/L
 STATE G/L

81.000	3,343.02	4,650.09	95.73-	1,211.34-	.00
86.000	7,306.55	7,825.97	419.33-L	519.42-	.00
85.000	3,198.50	3,805.57	81.99-L	607.07-L	.00
85.000	3,198.50	3,805.57	109.74-L	607.07-	.00
34.000	1,507.19	1,453.53	16.48-L	53.66 S	.00
34.000	1,507.19	1,453.53	40.29-L	53.66	.00
40.000	1,510.77	1,239.41	148.41 L	271.36 S	.00
40.000	1,510.77	1,239.41	519.42-	271.36	.00
8.000	652.93	1,072.26	419.33-L	519.42-	.00
4.000	326.47	408.46	81.99-L	607.07-L	.00
6.494	553.39	663.13	109.74-L	607.07-	.00
7.506	639.63	656.11	16.48-L	53.66 S	.00
35.000	2,994.91	3,035.20	40.29-L	40.29-L	.00
25.000	2,139.22	1,990.81	148.41 L	148.41 L	.00
86.000	7,306.55	7,825.97	519.42-	519.42-	.00
85.000	3,198.50	3,805.57	607.07-L	607.07-L	.00
85.000	3,198.50	3,805.57	607.07-	607.07-	.00
34.000	1,507.19	1,453.53	53.66 S	53.66 S	.00
34.000	1,507.19	1,453.53	53.66	53.66	.00
40.000	1,510.77	1,239.41	271.36 S	271.36 S	.00
40.000	1,510.77	1,239.41	271.36	271.36	.00
8.000	988.48	742.78	245.70 S	245.70 S	.00
16.000	1,239.07	1,395.69	156.62-S	156.62-S	.00

TAX CODE	OR-OFF SERIAL	SEQ LOT#	ACQUIRED	TRADE	DATES	UNITS	PROCEEDS	TAX COST	FEDERAL G/L	STATE G/L
ASSET N22717107 (CONT'D)										
TOTAL-SHORT										
24.000										
2,227.55										
2,138.47										
89.08										
ASSET 000375204 ABB LTD										
SPONSORED ADR										
830	640	41033-00002	00000	01/11/10	11/23/10	72.000	1,414.34	1,476.28	61.94-S	.00
830	640	41048-00006	00000	01/11/10	12/09/10	47.000	976.64	963.68	12.96 S	.00
830	640	41048-00006	00000	08/03/09	12/09/10	5.000	103.90	93.61	10.29 L	.00
TOTAL-SHORT										
124.000										
2,494.88										
2,533.57										
48.98-										
10.29										
ASSET 002824100 ABBOTT LABORATORIES INC										
830	612	40734-00001	00000	07/19/06	01/29/10	71.000	3,795.72	3,278.18	517.54 L	.00
830	612	40734-00002	00000	07/19/06	01/29/10	70.000	3,734.52	3,232.00	502.52 L	.00
830	612	40768-00001	00000	07/19/06	03/04/10	103.000	5,573.50	4,755.66	817.84 L	.00
830	612	40768-00002	00000	07/19/06	03/04/10	85.000	4,600.57	3,924.58	675.99 L	.00
830	612	40768-00002	00000	04/20/09	03/04/10	17.000	920.11	753.95	166.16 S	.00
830	612	40992-00001	00000	08/17/10	10/14/10	40.000	2,118.37	2,023.58	94.79 S	.00
830	612	40992-00001	00000	08/16/10	10/14/10	8.000	423.67	402.45	21.22 S	.00
830	612	40999-00001	00000	08/16/10	10/21/10	32.000	1,696.94	1,609.81	87.13 S	.00
830	612	40999-00001	00000	06/18/10	10/21/10	10.000	530.29	487.42	42.87 S	.00
830	612	41022-00002	00000	06/18/10	11/15/10	47.000	2,289.92	2,290.86	.94-S	.00
830	612	41026-00001	00000	06/18/10	11/17/10	10.000	480.20	487.42	7.22-S	.00
830	612	41026-00001	00000	06/18/10	11/17/10	13.000	624.27	631.43	7.16-S	.00
830	612	41027-00001	00000	06/18/10	11/18/10	23.000	1,089.90	1,117.15	27.25-S	.00
830	612	41062-00002	00000	06/18/10	12/22/10	29.000	1,387.76	1,408.57	20.81-S	.00
830	612	41062-00002	00000	05/24/10	12/22/10	12.000	574.25	572.16	2.09 S	.00
830	612	41063-00001	00000	05/24/10	12/23/10	19.000	910.87	905.91	4.96 S	.00
830	612	41063-00001	00000	05/26/10	12/23/10	10.000	479.40	476.19	3.21 S	.00
830	612	41064-00003	00000	05/26/10	12/27/10	14.000	664.81	666.66	1.85-S	.00
830	612	41065-00001	00000	05/26/10	12/28/10	41.000	1,944.60	1,952.37	7.77-S	.00
TOTAL-SHORT										
654.000										
33,839.67										
30,976.35										
349.43										
2,513.89										
ASSET 002896207 ABERCROMBIE & FITCH CO										
CL A										
830	660	40853-00001	00000	04/07/10	05/27/10	5.000	176.17	238.45	62.28-S	.00
830	660	40853-00001	00000	04/06/10	05/27/10	14.000	493.29	665.40	172.11-S	.00
830	640	41048-00008	00000	11/17/09	12/09/10	15.000	832.03	625.48	206.55 L	.00

TAX CODE	OR-OFF	SERIAL	SEQ	LOT#	ACQUIRED	TRADE	DATES	UNITS	PROCEEDS	TAX COST	FEDERAL G/L	STATE G/L
ASSET 002896207 (CONT'D)												
TOTAL-SHORT												
TOTAL-LONG												
ASSET 00724F101 ADOBE SYSTEMS INC												
830	612	40771-00004	00000	06/01/09	03/09/10			34.000	1,501.49	1,529.33	234.39-	.00
830	612	40771-00004	00000	04/19/05	03/09/10			51.000	1,796.81	1,491.34	305.47 S	.00
830	612	40771-00004	00000	04/19/05	03/09/10			81.000	2,853.75	2,275.41	578.34 L	.00
830	612	40953-00001	00000	05/25/10	09/07/10			63.000	1,843.62	1,962.92	119.30-S	.00
830	612	40953-00001	00000	05/25/10	09/07/10			64.000	1,872.89	1,978.30	105.41-S	.00
830	612	40953-00001	00000	04/19/05	09/07/10			11.000	321.90	309.00	12.90 L	.00
830	612	40970-00001	00000	04/19/05	09/22/10			6.000	156.75	168.55	11.80-L	.00
830	612	40970-00001	00000	04/18/05	09/22/10			54.000	1,410.77	1,470.75	59.98-L	.00
830	612	40970-00002	00000	04/18/05	09/22/10			59.000	1,572.08	1,606.94	34.86-L	.00
830	612	40974-00001	00000	04/18/05	09/28/10			93.000	2,463.60	2,532.97	69.37-L	.00
830	612	40974-00002	00000	04/18/05	09/28/10			97.000	2,546.21	2,641.91	95.70-L	.00
830	612	40987-00001	00000	04/18/05	10/08/10			127.000	3,439.24	3,459.00	19.76-L	.00
830	612	40987-00002	00000	04/18/05	10/08/10			124.000	3,386.38	3,377.29	9.09 L	.00
830	612	40987-00003	00000	04/18/05	10/08/10			4.000	107.89	108.94	1.05-L	.00
830	612	40987-00003	00000	04/18/05	10/08/10			89.000	2,400.47	2,377.94	22.53 L	.00
830	612	40987-00003	00000	05/22/09	10/08/10			29.000	782.18	688.75	93.43 L	.00
TOTAL-SHORT												
TOTAL-LONG												
ASSET 007903107 ADVANCED MICRO DEVICES INC												
830	612	40719-00001	00000	10/05/09	01/13/10			344.000	3,130.36	1,911.44	1,218.92 S	.00
830	612	40719-00002	00000	10/05/09	01/13/10			148.000	1,352.70	822.36	530.34 S	.00
830	612	40719-00002	00000	10/01/09	01/13/10			192.000	1,754.86	1,056.00	698.86 S	.00
830	612	40719-00003	00000	10/01/09	01/13/10			349.000	3,186.33	1,919.50	1,266.83 S	.00
830	612	40741-00001	00000	10/01/09	02/05/10			132.000	953.64	726.00	227.64 S	.00
830	612	40741-00001	00000	10/02/09	02/05/10			132.000	953.63	703.59	250.04 S	.00
830	612	40741-00002	00000	10/02/09	02/05/10			265.000	1,934.55	1,412.50	522.05 S	.00
830	612	40741-00003	00000	10/02/09	02/05/10			263.000	1,876.30	1,401.84	474.46 S	.00
TOTAL-SHORT												
TOTAL-LONG												
ASSET 00846U101 AGILENT TECHNOLOGIES (IPO)												
830	612	40712-00001	00000	09/24/09	01/07/10			53.000	1,624.82	1,465.98	158.84 S	.00
830	612	40712-00001	00000	09/03/09	01/07/10			73.000	2,237.96	1,835.85	402.11 S	.00
830	612	40712-00001	00000	09/03/09	01/07/10			66.000	2,023.37	1,655.96	367.41 S	.00
830	612	40712-00002	00000	09/03/09	01/07/10			6.000	183.69	150.54	33.15 S	.00
830	612	40712-00002	00000	08/10/09	01/07/10			149.000	4,561.54	3,526.53	1,035.01 S	.00

REPORT: TMS-TX-23
 BANK 21 PNC BANK (21)
 REGION 10 PITTSBURGH
 OFFICE 001 C & E

ACCOUNT 0333396 FEDERAL REPORT INTERNAL USE ONLY
 FROM: 01/01/10 TO: 12/31/10

PAGE: 7
 RUN DATE: 05/09/11

TAX CODE	OR-OFF	SERIAL	SEQ	LOT#	ACQUIRED	TRADE	DATES	UNITS	PROCEEDS	TAX COST	FEDERAL G/L	STATE G/L
830	612	40712-00002	00000	08/17/09	01/07/10			36.000	1,102.12	845.99	256.13	.00
830	612	40771-00005	00000	03/03/10	03/09/10			56.000	1,862.53	1,819.87	42.66	.00
830	633	40771-00004	00000	01/15/08	03/09/10			21.000	697.00	755.96	58.96	.00
830	633	40771-00004	00000	08/01/08	03/09/10			130.000	4,314.77	4,672.70	357.93	.00
				TOTAL-SHORT				590.000	18,607.80	16,729.38	2,295.31	.00
				TOTAL-LONG							416.89	.00
ASSET 008916108 AGRILIUM INC												
SEDOL 2015530												
ISIN CA0089161081												
830	640	41048-00009	00000	06/16/09	12/09/10			8.000	647.66	383.17	264.49	.00
				TOTAL-LONG				8.000	647.66	383.17	264.49	.00
ASSET 009711101 AKAMA I TECHNOLOGIES												
830	640	40916-00001	00000	11/16/09	07/30/10			23.000	874.69	572.16	302.53	.00
830	640	40917-00001	00000	11/16/09	08/02/10			29.000	1,070.70	721.42	349.28	.00
				TOTAL-SHORT				52.000	1,945.39	1,293.58	651.81	.00
ASSET 013078100 ALBERTO-CULVER CO - W/I												
830	660	41001-00001	00000	07/26/10	10/25/10			27.000	1,008.97	816.75	192.22	.00
				TOTAL-SHORT				27.000	1,008.97	816.75	192.22	.00
ASSET 015351109 ALEXION PHARMACEUTICALS INC												
830	640	40841-00001	00000	07/31/09	05/18/10			25.000	1,262.11	1,109.56	152.55	.00
				TOTAL-SHORT				25.000	1,262.11	1,109.56	152.55	.00
ASSET 016255101 ALIGN TECHNOLOGY INC												
830	640	41005-00001	00000	05/19/10	10/27/10			74.000	1,251.98	1,246.37	5.61	.00
				TOTAL-SHORT				74.000	1,251.98	1,246.37	5.61	.00
ASSET 021441100 ALTERA CORP												
830	640	40757-00005	00000	05/06/08	02/23/10			56.000	1,296.39	1,231.21	65.18	.00
830	640	40902-00001	00000	05/06/08	07/16/10			32.000	884.68	703.54	181.14	.00
830	640	41048-00010	00000	05/06/08	12/09/10			18.000	675.16	395.75	279.41	.00

TAX CODE	OR-OFF SERIAL	SEQ LOT#	DATES	ACQUIRED	TRADE	UNITS	PROCEEDS	TAX COST	FEDERAL G/L	STATE G/L
ASSET 021441100 (CONT'D)						106.000	2,856.23	2,330.50	525.73	.00
TOTAL-LONG										
ASSET 023135106 AMAZON COM INC						40.000	5,183.33	3,437.75	1,745.58	.00
830	612	40712-00003	00000	11/06/07	01/07/10	8.000	1,051.99	687.55	364.44	.00
830	612	40713-00001	00000	11/06/07	01/08/10	28.000	3,681.96	2,279.57	1,402.39	.00
830	612	40713-00001	00000	11/20/07	01/08/10	57.000	7,365.44	4,640.55	2,724.89	.00
830	612	40771-00006	00000	11/20/07	03/09/10	15.000	1,938.28	1,200.00	738.28	.00
830	612	40771-00006	00000	11/14/07	03/09/10	48.000	5,752.43	3,840.00	1,912.43	.00
830	612	40902-00001	00000	11/14/07	07/16/10	2.000	347.89	137.82	210.07	.00
830	640	41048-00011	00000	05/29/07	12/09/10	13.000	2,261.31	853.52	1,407.79	.00
830	640	41048-00011	00000	03/11/08	12/09/10	9.000	1,565.52	559.02	1,006.50	.00
830	640	41048-00011	00000	04/27/07	12/09/10					
TOTAL-LONG						220.000	29,148.15	17,635.78	11,512.37	.00
ASSET 02364W105 AMERICA MOVIL S A B DE C V						57.000	2,428.52	850.19	1,578.33	.00
830	640	40729-00001	00000	11/05/04	01/26/10					
TOTAL-LONG						57.000	2,428.52	850.19	1,578.33	.00
ASSET 025816109 AMERICAN EXPRESS CO						303.000	12,056.24	13,569.68	1,513.44	.00
830	633	40771-00005	00000	09/29/04	03/09/10	303.000	12,056.24	13,569.68	1,513.44	.00
TOTAL-LONG						303.000	12,056.24	13,569.68	1,513.44	.00
ASSET 03076C106 AMERIPRISE FINANCIAL INC						117.000	5,024.14	3,782.37	1,241.77	.00
830	633	40771-00006	00000	09/29/04	03/09/10	117.000	5,024.14	3,782.37	1,241.77	.00
TOTAL-LONG						117.000	5,024.14	3,782.37	1,241.77	.00
ASSET 032095101 AMPHENOL CORP NEW						20.000	930.58	946.31	15.73	.00
CL A						13.000	691.06	615.11	75.95	.00
830	640	40959-00001	00000	06/11/08	09/13/10	20.000	930.58	946.31	15.73	.00
830	640	41048-00012	00000	06/11/08	12/09/10	13.000	691.06	615.11	75.95	.00
TOTAL-LONG						33.000	1,621.64	1,561.42	60.22	.00
ASSET 032654105 ANALOG DEVICES INC						56.000	1,746.35	1,528.53	217.82	.00
830	612	40712-00004	00000	09/22/09	01/07/10	107.000	3,336.77	2,920.32	416.45	.00
830	612	40712-00004	00000	09/24/09	01/07/10	10.000	311.85	257.48	54.37	.00
830	612	40712-00004	00000	06/11/09	01/07/10					

TAX CODE	OR-OFF	SERIAL	SEQ	LOT#	ACQUIRED	TRADE	UNITS	PROCEEDS	TAX COST	FEDERAL G/L	STATE G/L	
830	612	40712-00005	00000	06/11/09	01/07/10		38.000	1,190.30	978.43	211.87 S	.00	
830	612	40712-00005	00000	06/10/09	01/07/10		44.000	1,378.25	1,122.00	256.25 S	.00	
830	612	40712-00005	00000	06/12/09	01/07/10		48.000	1,503.54	1,211.28	292.26 S	.00	
830	612	40712-00005	00000	06/03/09	01/07/10		41.000	1,284.28	988.70	295.58 S	.00	
830	612	40719-00004	00000	05/03/09	01/13/10		74.000	2,190.37	1,784.48	405.89 S	.00	
830	612	40719-00004	00000	05/20/09	01/13/10		4.000	118.40	95.59	22.81 S	.00	
830	612	40719-00005	00000	05/20/09	01/13/10		77.000	2,292.14	1,840.12	452.02 S	.00	
830	612	40719-00005	00000	05/21/09	01/13/10		2.000	59.54	47.41	12.13 S	.00	
830	612	40719-00006	00000	05/21/09	01/13/10		37.000	1,108.51	877.04	231.47 S	.00	
830	612	40719-00006	00000	05/21/09	01/13/10		40.000	1,198.38	938.08	260.30 S	.00	
TOTAL-SHORT							578.000	17,718.68	14,589.46	3,129.22	.00	
ASSET 03485P201 ANGLO AMERICAN PLC												
830	640	41048-00013	00000	07/15/09	12/09/10		43.000	1,014.78	642.43	372.35 L	.00	
TOTAL-LONG							43.000	1,014.78	642.43	372.35	.00	
ASSET 035710409 ANNALY CAPITAL MGMT INC												
830	660	40999-00001	00000	08/24/10	10/21/10		46.000	839.04	806.64	32.40 S	.00	
TOTAL-SHORT							46.000	839.04	806.64	32.40	.00	
ASSET 03662Q105 ANSYS INC												
830	640	40981-00001	00000	05/09/08	10/05/10		39.000	1,660.14	1,678.23	18.09-L	.00	
TOTAL-LONG							39.000	1,660.14	1,678.23	18.09-	.00	
ASSET 037411105 APACHE CORPORATION												
830	612	40771-00007	00000	12/23/09	03/09/10		23.000	2,445.32	2,402.58	42.74 S	.00	
830	612	40791-00001	00000	12/23/09	03/29/10		58.000	5,738.34	6,058.68	320.34-S	.00	
830	612	40795-00001	00000	12/23/09	03/30/10		30.000	2,986.80	3,133.81	147.01-S	.00	
830	612	40795-00002	00000	12/23/09	03/30/10		29.000	2,890.09	3,029.34	139.25-S	.00	
830	640	41048-00014	00000	12/14/07	12/09/10		8.000	912.38	844.22	68.16 L	.00	
830	640	41048-00014	00000	11/06/07	12/09/10		8.000	912.38	835.81	76.57 L	.00	
TOTAL-SHORT							156.000	15,885.31	16,304.44	563.86-	.00	
TOTAL-LONG										144.73	.00	
ASSET 037833100 APPLE INC												
830	612	40728-00001	00000	12/22/09	01/25/10		20.000	4,033.03	4,001.01	32.02 S	.00	
830	612	40728-00001	00000	12/22/09	01/25/10		6.000	1,209.91	1,195.26	14.65 S	.00	

TAX CODE	OR-OFF	SERIAL	SEQ	LOT#	ACQUIRED	TRADE	UNITS	PROCEEDS	TAX COST	FEDERAL G/L	STATE G/L	
830	612	40771-00008	00000	00000	12/22/09	03/09/10	13.000	2,915.34	2,589.73	325.61 S	.00	
830	612	40771-00008	00000	03/31/09	03/09/10	28.000	6,279.20	2,946.84	3,332.36 S	.00		
830	612	40771-00008	00000	03/12/09	03/09/10	7.000	1,569.80	667.03	902.77 S	.00		
830	640	40789-00002	00000	09/30/04	03/25/10	3.000	691.32	57.76	633.56 L	.00		
830	640	40817-00001	00000	09/30/04	04/22/10	2.000	513.54	38.51	475.03 L	.00		
830	612	40820-00002	00000	03/12/09	04/27/10	17.000	4,538.88	1,619.94	2,918.94 L	.00		
830	640	40852-00002	00000	09/30/04	05/26/10	3.000	748.59	57.76	690.83 L	.00		
830	612	40893-00001	00000	06/17/10	07/07/10	8.000	2,015.82	2,171.36	155.54-S	.00		
830	612	40893-00001	00000	06/16/10	10/13/10	17.000	4,283.62	4,476.02	192.40-S	.00		
830	612	40991-00004	00000	08/20/10	10/13/10	5.000	1,504.70	1,316.48	188.22 S	.00		
830	612	40991-00004	00000	03/12/09	10/13/10	11.000	3,310.34	2,748.21	562.13 S	.00		
830	612	40991-00004	00000	12/29/08	10/13/10	1.000	300.94	95.29	205.65 L	.00		
830	612	40991-00004	00000	12/29/08	10/13/10	7.000	2,106.58	603.99	1,502.59 L	.00		
830	612	40994-00001	00000	12/29/08	10/18/10	13.000	4,115.28	1,121.70	2,993.58 L	.00		
830	640	41048-00015	00000	09/30/04	12/09/10	15.000	4,792.71	288.81	4,503.90 L	.00		
							176.000	44,929.60	25,995.70	5,009.82	.00	
											13,924.08	.00
ASSET 042068106 ARM HOLDINGS PLC												
SPONSORED ADR												
830	640	41048-00016	00000	08/30/10	12/09/10	39.000	734.35	624.42	109.93 S	.00		
TOTAL-SHORT							39.000	734.35	624.42	109.93	.00	
ASSET 04314H501 ARTISAN SMALL CAP VALUE												
831	000	41044-00001	00000	12/17/09	12/09/10	6.355	105.62	88.91	16.71 S	.00		
831	000	41044-00001	00000	12/17/08	12/09/10	174.712	2,903.72	1,736.64	1,167.08 L	.00		
831	000	41044-00001	00000	11/12/08	12/09/10	119.775	1,990.66	1,098.34	892.32 L	.00		
TOTAL-SHORT							300.842	5,000.00	2,923.89	16.71	.00	
TOTAL-LONG										2,059.40	.00	
ASSET 04743P108 ATHEROS COMMUNICATIONS												
830	640	41048-00017	00000	08/26/10	12/09/10	23.000	804.75	606.34	198.41 S	.00		
830	640	41057-00001	00000	08/26/10	12/20/10	25.000	872.73	659.06	213.67 S	.00		
TOTAL-SHORT							48.000	1,677.48	1,265.40	412.08	.00	
ASSET 049298102 ATLAS ENERGY INC												
MERGED 02/18/2011 @ \$38.25 P/S												
SEE 049ESC106												
830	660	40749-00001	00000	10/27/09	02/12/10	27.000	821.35	775.87	45.48 S	.00		

REPORT: TMS-TX-23
 BANK 21 PNC BANK (21)
 REGION 10 PITTSBURGH
 OFFICE 001 C & E

GAIN/LOSS FEDERAL REPORT INTERNAL USE ONLY
 ACCOUNT 0333396 MAYER CHARITABLE FOUNDATION
 FROM: 01/01/10 TO: 12/31/10

PAGE: 11
 RUN DATE: 05/09/11

TAX CODE	OR-OFF	SERIAL	SEQ	LOT#	DATES	ACQUIRED	TRADE	UNITS	PROCEEDS	TAX COST	FEDERAL G/L	STATE G/L
TOTAL-SHORT								27.000	821.35	775.87	45.48	.00
ASSET	050095108	ATWOOD OCEANICS INC						33.000	871.27	1,298.39	427.12-S	.00
830	640	40957-00002	00000	10/23/09	09/09/10			33.000	871.27	1,298.39	427.12-	.00
TOTAL-SHORT								12.000	1,116.91	1,004.77	112.14 S	.00
ASSET	053484101	AVALONBAY COMMUNITIES INC						12.000	1,116.91	1,004.77	112.14	.00
830	660	40848-00001	00000	12/30/09	05/25/10			12.000	1,116.91	1,004.77	112.14	.00
TOTAL-SHORT								31.000	883.98	998.10	114.12-S	.00
ASSET	054303102	AVON PRODUCTS INC						17.000	484.77	536.16	51.39-S	.00
830	640	41020-00002	00000	01/20/10	11/10/10			17.000	484.77	536.16	51.39-S	.00
830	640	41020-00002	00000	08/03/10	11/10/10			12.000	350.99	378.47	27.48-S	.00
830	640	41048-00018	00000	12/23/08	12/09/10			11.000	321.74	252.05	69.69 L	.00
830	640	41063-00001	00000	12/23/08	12/23/10			26.000	755.58	595.76	159.82 L	.00
TOTAL-SHORT								97.000	2,797.06	2,760.54	192.99-	.00
TOTAL-LONG								21.000	801.19	755.25	45.94 S	.00
ASSET	05548J106	BJS WHSL CLUB INC						21.000	801.19	755.25	45.94	.00
830	660	40830-00001	00000	09/24/09	05/05/10			21.000	801.19	755.25	45.94	.00
TOTAL-SHORT								13.000	315.89	298.95	16.94 S	.00
ASSET	05615F102	BABCOCK & WILCOX CO						13.000	315.89	298.95	16.94	.00
830	640	41048-00019	00000	01/20/10	12/09/10			13.000	315.89	298.95	16.94	.00
TOTAL-SHORT								10.000	4,164.67	4,027.47	137.20 S	.00
ASSET	056752108	BAIDU INC						2.000	832.94	740.76	92.18 S	.00
830	612	40727-00001	00000	10/27/09	01/22/10			3.000	1,249.40	731.94	517.46 S	.00
830	612	40727-00001	00000	05/19/09	01/22/10			4.000	1,696.30	559.20	1,137.10 S	.00
830	612	40736-00002	00000	02/24/09	02/02/10			4.000	2,164.81	975.91	1,188.90 S	.00
830	612	40771-00009	00000	05/19/09	03/09/10			1.000	541.20	203.76	337.44 S	.00
830	612	40771-00009	00000	04/16/09	03/09/10			6.000	3,381.97	1,222.55	2,159.42 S	.00
830	612	40782-00001	00000	04/16/09	03/18/10			31.000	2,224.58	1,989.09	235.49 S	.00

TAX CODE	OR-OFF	SERIAL	SEQ	LOT#	ACQUIRED	TRADE	UNITS	PROCEEDS	TAX COST	FEDERAL G/L	STATE G/L
830	640	41048-00020	00000	02/24/09	12/09/10		19.000	2,045.31	265.62	1,779.69	.00
				TOTAL-SHORT			80.000	18,301.18	10,716.30	5,805.19	.00
				TOTAL-LONG						1,779.69	.00
ASSET 060505104 BANK OF AMERICA CORP											
830	612	40771-00010	00000	12/11/09	03/09/10		118.000	1,995.53	1,843.15	152.38	.00
830	612	40771-00010	00000	12/11/09	03/09/10		34.000	574.98	528.70	46.28	.00
830	612	40869-00001	00000	12/11/09	06/15/10		86.000	1,323.52	1,337.30	13.78	.00
830	612	40869-00001	00000	12/09/09	06/15/10		45.000	692.54	695.66	3.12	.00
830	612	40869-00002	00000	12/09/09	06/15/10		138.000	2,129.30	2,133.34	4.04	.00
830	612	40869-00003	00000	12/09/09	06/15/10		129.000	2,014.07	1,994.21	19.86	.00
830	612	40876-00005	00000	12/09/09	06/22/10		95.000	1,509.59	1,468.61	40.98	.00
830	612	40876-00006	00000	12/09/09	06/22/10		49.000	774.68	757.49	17.19	.00
830	612	40876-00006	00000	12/11/09	06/22/10		47.000	743.06	721.92	21.14	.00
830	612	40876-00007	00000	12/11/09	06/22/10		72.000	1,133.98	1,105.92	28.06	.00
830	612	40876-00007	00000	12/11/09	06/22/10		24.000	377.99	368.64	9.35	.00
830	612	40876-00008	00000	12/11/09	06/22/10		95.000	1,507.69	1,459.20	48.49	.00
				TOTAL-SHORT			932.000	14,776.93	14,414.14	362.79	.00
				TOTAL-LONG							.00
ASSET 064058100 BANK NEW YORK MELLON CORP COM											
830	633	40771-00007	00000	02/28/08	03/09/10		54.000	1,600.05	2,483.68	883.63	.00
830	633	40771-00007	00000	02/22/07	03/09/10		223.000	6,607.63	10,141.42	3,533.79	.00
				TOTAL-LONG			277.000	8,207.68	12,625.10	4,417.42	.00
ASSET 067901108 BARRICK GOLD CORP											
				SEDOL 2024677							
				ISIN CA0679011084							
830	640	41048-00021	00000	10/06/10	12/09/10		19.000	1,010.97	923.85	87.12	.00
830	640	41048-00021	00000	03/16/09	12/09/10		8.000	425.67	237.45	188.22	.00
				TOTAL-SHORT			27.000	1,436.64	1,161.30	87.12	.00
				TOTAL-LONG						188.22	.00
ASSET 071813109 BAXTER INTERNATIONAL INC											
830	612	40771-00011	00000	01/25/10	03/09/10		26.000	1,532.16	1,549.32	17.16	.00
830	612	40771-00011	00000	01/08/10	03/09/10		59.000	3,476.82	3,483.35	6.53	.00
830	612	40771-00011	00000	01/08/10	03/09/10		5.000	294.65	295.06	.41	.00
830	612	40827-00002	00000	01/08/10	05/04/10		52.000	2,390.99	3,068.62	677.63	.00
830	612	40827-00002	00000	02/08/10	05/04/10		25.000	1,149.51	1,420.09	270.58	.00
830	612	40827-00002	00000	02/05/10	05/04/10		24.000	1,103.54	1,351.84	248.30	.00

GAIN / LOSS INFORMATION

TAX CODE	OR-OFF	SERIAL	SEQ	LOT#	DATES	ACQUIRED	TRADE	UNITS	PROCEEDS	TAX COST	FEDERAL G/L	STATE G/L
830	612	40827-00002	00000	02/16/07	05/04/10			6.000	275.88	299.70	23.82-L	.00
830	612	40827-00003	00000	02/16/07	05/04/10			46.000	2,087.98	2,297.70	209.72-L	.00
830	612	40827-00003	00000	02/13/07	05/04/10			59.000	2,678.07	2,931.38	253.31-L	.00
830	612	40844-00001	00000	02/13/07	05/19/10			2.000	85.08	99.37	14.29-L	.00
830	612	40844-00001	00000	06/16/09	05/19/10			66.000	2,807.66	3,187.59	379.93-S	.00
830	612	40844-00002	00000	06/16/09	05/19/10			30.000	1,278.77	1,448.91	170.14-S	.00
830	612	40845-00001	00000	06/16/09	05/20/10			7.000	291.97	338.08	46.11-S	.00
830	612	40845-00001	00000	12/28/06	05/20/10			22.000	917.61	1,026.19	108.58-L	.00
830	612	40845-00003	00000	12/28/06	05/21/10			36.000	1,477.80	1,679.22	201.42-L	.00
830	612	40846-00004	00000	12/28/06	05/21/10			33.000	1,344.40	1,539.29	194.89-L	.00
830	612	40846-00004	00000	12/28/06	05/21/10			3.000	122.22	138.44	16.22-L	.00
830	612	40846-00004	00000	12/22/06	05/21/10			36.000	1,472.58	1,661.31	188.73-L	.00
830	612	40847-00002	00000	12/22/06	05/24/10			35.000	1,462.28	1,615.17	152.89-L	.00
830	612	40847-00003	00000	12/22/06	05/24/10			572.000	26,249.97	29,430.63	1,816.79-	.00
						TOTAL-SHORT					1,363.87-	.00
						TOTAL-LONG						
ASSET	073302101	BE AEROSPACE INC						18.000	658.73	317.57	341.16 L	.00
830	660	41009-00003	00000	08/26/09	11/02/10			18.000	658.73	317.57	341.16	.00
						TOTAL-LONG						
ASSET	075896100	BED BATH AND BEYOND						112.000	4,671.64	4,059.74	611.90 S	.00
830	633	40771-00008	00000	10/26/09	03/09/10			112.000	4,671.64	4,059.74	611.90	.00
						TOTAL-SHORT						
ASSET	084423102	WR BERKLEY CORP						20.000	550.09	500.18	49.91 L	.00
830	660	41009-00004	00000	10/28/09	11/02/10			3.000	82.51	72.71	9.80 L	.00
830	660	41009-00004	00000	07/23/09	11/02/10			23.000	632.60	572.89	59.71	.00
						TOTAL-LONG						
ASSET	084670702	BERKSHIRE HATHAWAY INC						40.000	2,967.53	2,800.00	167.53 L	.00
830	633	40743-00001	00000	10/28/08	02/09/10			10.000	824.59	700.00	124.59 L	.00
830	633	40771-00009	00000	10/28/08	03/09/10			322.000	26,551.78	19,094.60	7,457.18 S	.00

GAIN/LOSS FEDERAL REPORT INTERNAL USE ONLY
 0333396 MAYER CHARITABLE FOUNDATION
 FROM: 01/01/10 TO: 12/31/10

TAX CODE	OR-OFF	SERIAL	SEQ LOT#	ACQUIRED	TRADE	DATES	UNITS	PROCEEDS	TAX COST	FEDERAL G/L	STATE G/L
		ASSET 084670702	(CONT'D)								
		TOTAL-SHORT					372.000	30,343.90	22,594.60	7,457.18	.00
		TOTAL-LONG								292.12	.00
ASSET 09062X103	BIODEN	IDEC	INC								
830	660	41030-00002	00000	03/17/10	11/22/10		10.000	647.83	595.45	52.38	.00
		TOTAL-SHORT					10.000	647.83	595.45	52.38	.00
ASSET 091928747	BLACKROCK										
		TOTAL RETURN PORTFOLIO 11	INSTL								
		FUND 332	INSTITUTIONAL	CLASS							
831	000	40861-00002	00000	06/01/10	06/09/10		279.112	2,592.95	2,581.79	11.16	.00
831	000	40861-00002	00000	05/01/10	06/09/10		299.717	2,784.37	2,766.39	17.98	.00
831	000	40861-00002	00000	12/01/09	06/09/10		287.787	2,673.54	2,639.01	34.53	.00
831	000	40861-00002	00000	03/01/10	06/09/10		328.400	3,050.84	3,008.15	42.69	.00
831	000	40861-00002	00000	02/01/10	06/09/10		340.315	3,161.53	3,117.29	44.24	.00
831	000	40861-00002	00000	04/01/10	06/09/10		336.532	3,126.38	3,065.81	60.57	.00
831	000	40861-00002	00000	12/23/09	06/09/10		222.804	2,069.85	2,014.15	55.70	.00
831	000	40861-00002	00000	01/01/10	06/09/10		321.985	2,991.24	2,901.09	90.15	.00
831	000	40861-00002	00000	04/15/09	06/09/10		13,729.742	127,549.30	114,231.45	13,317.85	.00
		TOTAL-SHORT					16,146.394	150,000.00	136,325.13	357.02	.00
		TOTAL-LONG								13,317.85	.00
ASSET 093671105	BLOCK H & R	INC									
830	633	40735-00002	00000	09/29/04	02/01/10		273.000	5,872.13	6,637.99	765.86	.00
830	633	40735-00002	00000	04/20/09	02/01/10		20.000	430.19	334.20	95.99	.00
830	633	40735-00002	00000	10/28/08	02/01/10		200.000	4,301.93	3,140.00	1,161.93	.00
		TOTAL-SHORT					493.000	10,604.25	10,112.19	95.99	.00
		TOTAL-LONG								396.07	.00
ASSET 09534T508	BLUE COAT SYSTEMS	INC									
830	640	40855-00001	00000	01/22/10	06/01/10		44.000	920.03	1,271.71	351.68	.00
		TOTAL-SHORT					44.000	920.03	1,271.71	351.68	.00
ASSET 097023105	BOEING	CO									
830	612	41048-00002	00000	03/24/10	12/09/10		28.000	1,813.40	2,036.94	223.54	.00
830	612	41049-00003	00000	03/24/10	12/10/10		4.000	256.54	290.99	34.45	.00
830	612	41049-00003	00000	05/04/10	12/10/10		25.000	1,603.36	1,812.50	209.14	.00

REPORT: TMS-TX-23
 BANK 21 PNC BANK (21)
 REGION 10 PITTSBURGH
 OFFICE 001 C & E

GAIN/LOSS FEDERAL REPORT INTERNAL USE ONLY
 ACCOUNT 0333396 MAYER CHARITABLE FOUNDATION
 FROM: 01/01/10 TO: 12/31/10

PAGE: 15
 RUN DATE: 05/09/11

TAX CODE	OR-OFF SERIAL	SEQ LOT#	ACQUIRED	TRADE DATE	PROCEEDS	TAX COST	UNITS	GAIN / LOSS	FEDERAL G/L	STATE G/L
830	612	41051-00001	00000	05/04/10	1,549.98	1,740.00	24.000		190.02-S	.00
					5,223.28	5,880.43	81.000		657.15-	.00
								TOTAL-SHORT		
ASSET	101121101	BOSTON PPTYS INC								
830	660	41002-00002	00000	04/17/09	629.11	335.64	7.000		293.47 L	.00
					629.11	335.64	7.000		293.47	.00
								TOTAL-LONG		
ASSET	111320107	BROADCOM CORP								
830	640	40774-00001	00000	11/25/08	2,266.67	1,039.97	70.000		1,226.70 L	.00
					2,266.67	1,039.97	70.000		1,226.70	.00
								TOTAL-LONG		
ASSET	116794108	BRUKER CORP								
830	640	41048-00022	00000	07/29/10	1,359.53	1,050.52	82.000		309.01 S	.00
					82.90	63.02	5.000		19.88 S	.00
					1,442.43	1,113.54	87.000		328.89	.00
								TOTAL-SHORT		
ASSET	118759109	BUCYRUS INTL INC								
830	640	40722-00001	00000	07/30/08	1,513.94	1,684.68	23.000		170.74-L	.00
					322.80	366.23	5.000		43.43-L	.00
					1,420.33	647.78	22.000		772.55 S	.00
					1,716.16	1,298.41	26.000		417.75 S	.00
					4,973.23	3,997.10	76.000		1,190.30	.00
								TOTAL-LONG	214.17-	.00
ASSET	124857202	CBS CORP CLASS B WI								
830	660	40840-00001	00000	03/16/10	533.74	516.56	35.000		17.18 S	.00
					91.50	78.65	6.000		12.85 S	.00
					494.63	471.90	36.000		22.73 S	.00
					164.88	154.80	12.000		10.08 S	.00
					1,284.75	1,221.91	89.000		62.84	.00
								TOTAL-SHORT		
ASSET	125269100	CF INDUSTRIES HOLDINGS INC								
830	660	40960-00001	00000	08/13/10	784.69	675.57	8.000		109.12 S	.00
					695.62	395.82	6.000		299.80 S	.00
					732.28	395.82	6.000		336.46 S	.00

TAX CODE	OR-OFF SERIAL	SEQ LOT#	ACQUIRED	TRADE	UNITS	PROCEEDS	TAX COST	FEDERAL G/L	STATE G/L
ASSET 125269100 (CONT'D)					20.000	2,212.59	1,467.21	745.38	.00
TOTAL-SHORT									
ASSET 12572Q105 CME GROUP INC					3.000	963.70	657.82	305.88 L	.00
A DERIVATIVES EXCHANGE					3.000	963.70	657.82	305.88	.00
TOTAL-LONG									
ASSET 126132109 CNOOC LTD					7.000	1,621.10	1,602.52	18.58 S	.00
SPON ADR					3.000	694.76	609.60	85.16 S	.00
TOTAL-SHORT					10.000	2,315.86	2,212.12	103.74	.00
ASSET 126650100 CVS CAREMARK CORPORATION					214.000	7,458.01	7,253.80	204.21 S	.00
TOTAL-SHORT					214.000	7,458.01	7,253.80	204.21	.00
ASSET 133131102 CAMDEN PROPERTY REIT					17.000	687.18	850.91	163.73-S	.00
TOTAL-SHORT					17.000	687.18	850.91	163.73-	.00
ASSET 13342B105 CAMERON INTL CORP					32.000	1,293.88	1,283.83	10.05 L	.00
TOTAL-SHORT					28.000	1,132.15	794.46	337.69 S	.00
TOTAL-LONG					60.000	2,426.03	2,078.29	337.69	.00
ASSET 136385101 CANADIAN NATURAL RESOURCES					140.000	10,191.87	9,623.32	568.55 L	.00
SEDOL 2171573									
ISIN CA1363851017									
TOTAL-SHORT									
TOTAL-LONG									

TAX CODE	OR-OFF ASSET	SERIAL	SEQ LOT#	DATES	ACQUIRED	TRADE	UNITS	PROCEEDS	TAX COST	FEDERAL G/L	STATE G/L
							140.000	10,191.87	9,623.32	568.55	.00
							125.000	3,999.95	4,007.18	7.23-L	.00
							52.000	1,832.45	1,666.98	165.47 L	.00
							1.000	35.77	32.06	3.71 L	.00
							84.000	3,004.52	2,189.47	815.05 L	.00
							90.000	3,219.13	2,229.18	989.95 L	.00
							352.000	12,091.82	10,124.87	1,966.95	.00
							86.000	1,962.97	2,114.33	151.36-L	.00
							42.000	958.66	839.57	119.09 L	.00
							45.000	1,027.13	854.79	172.34 L	.00
							173.000	3,948.76	3,808.69	140.07	.00
							28.000	969.90	596.43	373.47 S	.00
							28.000	969.90	596.43	373.47	.00
							12.000	438.80	394.39	44.41 S	.00
							12.000	438.80	394.39	44.41	.00
							23.000	1,307.01	1,226.42	80.59 L	.00
							7.000	432.87	440.30	7.43-L	.00
							34.000	2,102.53	2,135.53	33.00-L	.00
							31.000	1,917.02	1,935.29	18.27-L	.00
							10.000	611.20	624.29	13.09-L	.00
							21.000	1,283.51	1,284.30	.79-L	.00
							13.000	796.11	795.04	1.07 L	.00
							13.000	796.11	783.10	13.01 L	.00
							21.000	1,234.00	1,265.00	31.00-L	.00
							38.000	2,232.94	2,289.04	56.10-L	.00
							4.000	235.05	232.44	2.61 L	.00
							34.000	2,056.96	1,975.74	81.22 L	.00

ASSET 14149Y108 CARDINAL HEALTH INC
 ASSET 14170T101 CAREFUSION CORP
 ASSET 143130102 CARMAX INC
 ASSET 150870103 CELANESE CORP-SERIES A
 ASSET 151020104 CELGENE CORP

TAX CODE	OR-OFF	SERIAL	SEQ	LOT#	ACQUIRED	TRADE	DATES	UNITS	PROCEEDS	TAX COST	FEDERAL G/L	STATE G/L
830	612	41042-00002	00000	10/07/08	12/02/10			2.000	121.00	112.10	8.90 L	.00
830	612	41042-00003	00000	10/07/08	12/03/10			24.000	1,451.98	1,345.20	106.78 L	.00
830	612	41042-00003	00000	06/22/10	12/03/10			7.000	423.49	390.32	33.17 S	.00
				TOTAL-SHORT				282.000	17,001.78	16,834.11	33.17	.00
				TOTAL-LONG							134.50	.00
ASSET 830	640	168615102	CHICOS FAS INC	01/20/10	07/07/10			97.000	981.23	1,319.81	338.58-S	.00
				TOTAL-SHORT				97.000	981.23	1,319.81	338.58-	.00
ASSET 830	612	40771-00013	CISCO SYSTEMS INC	11/05/09	03/09/10			135.000	3,530.39	3,227.19	303.20 S	.00
830	612	40771-00013	00000	11/05/09	03/09/10			62.000	1,621.37	1,481.18	140.19 S	.00
830	612	40999-00005	00000	11/05/09	10/21/10			68.000	1,591.87	1,624.52	32.65-S	.00
830	612	40999-00006	00000	11/05/09	10/21/10			56.000	1,297.52	1,337.84	40.32-S	.00
830	612	40999-00006	00000	09/03/09	10/21/10			15.000	347.55	323.52	24.03 L	.00
830	612	40999-00007	00000	09/03/09	10/21/10			68.000	1,574.65	1,466.62	108.03 L	.00
830	612	41021-00001	00000	09/03/09	11/12/10			82.000	1,669.90	1,763.81	93.91-L	.00
830	612	41021-00002	00000	09/03/09	11/12/10			2.000	40.28	43.02	2.74-L	.00
830	612	41021-00002	00000	10/07/08	11/12/10			80.000	1,611.17	1,562.40	48.77 L	.00
830	640	41027-00001	00000	01/16/07	11/18/10			26.000	508.29	1,735.80	227.51-L	.00
830	640	41027-00001	00000	12/12/06	11/18/10			43.000	840.64	1,167.95	327.31-L	.00
830	640	41048-00026	00000	12/12/06	12/09/10			15.000	296.39	407.42	111.03-L	.00
830	640	41048-00026	00000	12/13/06	12/09/10			19.000	375.43	514.66	139.23-L	.00
830	612	41061-00001	00000	10/07/08	12/21/10			27.000	528.38	527.31	1.07 L	.00
830	612	41061-00001	00000	10/20/08	12/21/10			53.000	1,037.20	995.87	41.33 L	.00
830	612	41061-00002	00000	10/20/08	12/21/10			4.000	78.28	75.16	3.12 L	.00
830	612	41061-00002	00000	10/20/08	12/21/10			46.000	900.20	823.40	76.80 L	.00
830	612	41061-00002	00000	04/20/09	12/21/10			29.000	567.52	509.24	58.28 L	.00
				TOTAL-SHORT				830.000	18,417.03	18,586.91	370.42	.00
				TOTAL-LONG							540.30-	.00
ASSET 830	640	172755100	CIRRUS LOGIC INC	08/23/10	12/09/10			35.000	569.79	603.66	33.87-S	.00

TAX CODE	OR-OFF ASSET	SERIAL	SEQ LOT#	DATES ACQUIRED	TRADE	UNITS	PROCEEDS	TAX COST	FEDERAL G/L	STATE G/L
	TOTAL-SHORT									
	35.000	569.79	603.66	33.87-						
ASSET 18683K101	NATURAL RESOURCES INC									
830	660	40775-00001	00000	02/23/10	03/11/10	8.000	476.15	426.47	49.68 S	.00
830	660	40775-00001	00000	12/04/09	03/11/10	10.000	595.19	448.72	146.47 S	.00
830	660	40824-00002	00000	12/04/09	04/29/10	3.000	193.01	134.61	58.40 S	.00
830	660	40824-00002	00000	07/24/09	04/29/10	22.000	1,415.41	603.37	812.04 S	.00
830	640	41048-00028	00000	08/31/10	12/09/10	10.000	718.68	612.41	106.27 S	.00
	TOTAL-SHORT									
	53.000	3,398.44	2,225.58	1,172.86						
ASSET 189054109	CLOROX CO									
830	660	40732-00001	00000	09/29/04	01/27/10	19.000	1,126.68	1,002.82	123.86 L	.00
	TOTAL-LONG									
	19.000	1,126.68	1,002.82	123.86						
ASSET 189754104	COACH INC									
830	612	40771-00014	00000	09/29/09	03/09/10	52.000	2,028.49	1,716.00	312.49 S	.00
830	612	40841-00002	00000	04/30/10	05/18/10	23.000	904.12	977.44	73.32-S	.00
830	640	41048-00029	00000	04/28/08	12/09/10	26.000	1,481.71	914.79	566.92 L	.00
830	640	41048-00029	00000	10/31/08	12/09/10	10.000	569.89	204.76	365.13 L	.00
	TOTAL-SHORT									
	111.000	4,984.21	3,812.99	239.17						
	TOTAL-LONG									
	19.000	1,338.52	790.36	548.16 L						
ASSET 192446102	COGNIZANT TECHNOLOGY SOLUTIONS									
830	640	41048-00030	00000	10/21/09	12/09/10	19.000	1,338.52	790.36	548.16 L	.00
	TOTAL-LONG									
	19.000	1,338.52	790.36	548.16						
ASSET 20030N200	COMCAST CORP CLASS A SPECIAL									
830	633	40750-00001	00000	09/29/04	02/16/10	477.000	6,985.91	8,834.04	1,848.13-L	.00
830	633	40750-00001	00000	10/07/08	02/16/10	225.000	3,295.24	4,007.25	712.01-L	.00
830	633	40750-00001	00000	04/20/09	02/16/10	315.000	4,613.34	4,129.65	483.69 S	.00
	TOTAL-SHORT									
	1,017.000	14,894.49	16,970.94	483.69						
	TOTAL-LONG									
	14.000	596.47	446.46	150.01 S						
ASSET 200340107	COMERICA INC									
830	660	40820-00002	00000	10/21/09	04/27/10	14.000	596.47	446.46	150.01 S	.00

TAX CODE	OR-OFF SERIAL	SEQ LOT#	DATES	ACQUIRED	TRADE	UNITS	PROCEEDS	TAX COST	FEDERAL G/L	STATE G/L
ASSET 200340107 (CONT'D)										
TOTAL-SHORT										
ASSET 203372107 COMMSCOPE INC										
MERGED 01/14/2011 @ \$31.50 P/S										
830	660	40830-00002	00000	04/21/08	05/05/10	5.000	149.90	200.26	50.36-L	.00
830	660	40830-00002	00000	09/11/09	05/05/10	15.000	449.71	444.73	4.98 S	.00
830	660	40868-00001	00000	09/11/09	06/14/10	2.000	52.24	59.30	7.06-S	.00
830	660	40868-00001	00000	10/14/09	06/14/10	15.000	391.84	435.00	43.16-S	.00
830	660	40868-00001	00000	08/05/09	06/14/10	18.000	470.20	460.84	9.36 S	.00
TOTAL-SHORT										
TOTAL-LONG										
ASSET 20453E109 COMPLETE PRODTN SERVICES										
830	640	41048-00031	00000	11/23/10	12/09/10	25.000	753.73	692.58	61.15 S	.00
TOTAL-SHORT										
ASSET 20605P101 CONCHO RESOURCES INC										
830	660	40834-00002	00000	11/02/09	05/11/10	20.000	1,074.98	760.48	314.50 S	.00
TOTAL-SHORT										
ASSET 20825C104 CONOCOPHILLIPS										
830	633	40894-00001	00000	09/29/04	07/08/10	28.000	1,435.08	1,140.16	294.92 L	.00
830	633	40894-00001	00000	04/20/09	07/08/10	84.000	4,305.25	3,217.89	1,087.36 L	.00
TOTAL-LONG										
ASSET 22025Y407 CORRECTIONS CORP AMER NEW										
COM NEW REIT										
830	660	40732-00002	00000	10/14/09	01/27/10	27.000	523.07	652.69	129.62-S	.00
TOTAL-SHORT										
ASSET 22160K105 COSTCO WHOLESALE CORP										
830	612	40771-00015	00000	11/11/09	03/09/10	16.000	964.95	961.84	3.11 S	.00
830	612	40771-00015	00000	10/07/08	03/09/10	3.000	180.93	176.37	4.56 L	.00
830	612	40771-00015	00000	06/27/07	03/09/10	37.000	2,231.43	2,141.62	89.81 L	.00
830	633	40771-00013	00000	04/20/09	03/09/10	196.000	11,856.08	8,758.54	3,097.54 S	.00
830	612	40817-00001	00000	06/27/07	04/22/10	49.000	2,910.71	2,836.21	74.50 L	.00

TAX CODE	OR-OFF SERIAL	SEQ LOT#	DATES	ACQUIRED	TRADE	UNITS	PROCEEDS	TAX COST	FEDERAL G/L	STATE G/L
830	612	40817-00001	00000	06/27/07	04/22/10	28.000	1,663.26	1,611.40	51.86	.00
						329.000	19,807.36	16,485.98	3,100.65	.00
									220.73	.00
ASSET 225447101 CREE INC										
830	612	40760-00002	00000	01/29/10	02/24/10	27.000	1,776.18	1,588.77	187.41	.00
830	612	40760-00002	00000	01/29/10	02/24/10	25.000	1,644.61	1,441.00	203.61	.00
830	612	40760-00002	00000	12/17/09	02/24/10	27.000	1,776.18	1,405.81	370.37	.00
830	612	40760-00002	00000	12/10/09	02/24/10	3.000	197.35	155.87	41.48	.00
830	612	40771-00016	00000	12/10/09	03/09/10	17.000	1,163.29	883.25	280.04	.00
830	612	40788-00003	00000	12/10/09	03/24/10	8.000	565.97	415.64	150.33	.00
830	612	40788-00003	00000	12/10/09	03/24/10	14.000	990.45	725.36	265.09	.00
830	612	40789-00001	00000	12/10/09	03/25/10	12.000	856.36	621.73	234.63	.00
830	612	40789-00001	00000	12/11/09	03/25/10	11.000	784.99	568.98	216.01	.00
830	612	40795-00003	00000	12/11/09	03/30/10	17.000	1,202.56	879.33	323.23	.00
830	612	40795-00003	00000	12/14/09	03/30/10	6.000	424.43	308.67	115.76	.00
830	612	40797-00002	00000	12/14/09	04/01/10	22.000	1,560.56	1,131.81	428.75	.00
						189.000	12,942.93	10,126.22	2,816.71	.00
ASSET 231021106 GUMMINS INC										
830	612	40771-00017	00000	01/11/10	03/09/10	21.000	1,286.46	1,143.44	143.02	.00
830	612	40771-00017	00000	01/12/10	03/09/10	11.000	673.86	584.41	89.45	.00
830	612	40799-00001	00000	01/12/10	04/06/10	13.000	846.54	690.67	155.87	.00
830	612	40799-00001	00000	01/13/10	04/06/10	13.000	846.55	672.31	174.24	.00
830	612	40799-00002	00000	01/13/10	04/06/10	10.000	651.82	517.16	134.66	.00
830	612	40799-00002	00000	12/21/09	04/06/10	15.000	977.72	707.25	270.47	.00
830	660	40833-00001	00000	06/29/09	05/10/10	6.000	425.93	218.83	207.10	.00
830	612	40872-00005	00000	12/21/09	06/16/10	16.000	1,192.52	754.40	438.12	.00
830	612	40872-00005	00000	12/18/09	06/16/10	33.000	2,459.58	1,550.52	909.06	.00
830	612	40872-00005	00000	12/07/09	06/16/10	18.000	1,341.59	813.15	528.44	.00
830	660	40874-00001	00000	06/29/09	06/18/10	12.000	437.66	437.66	460.88	.00
830	612	40910-00001	00000	12/07/09	07/26/10	69.000	5,359.52	3,117.09	2,242.43	.00
830	640	41009-00003	00000	10/08/09	11/02/10	27.000	2,400.95	1,274.69	1,126.26	.00
						264.000	19,361.58	12,481.58	5,753.74	.00
									1,126.26	.00
ASSET 233293109 DPL INC										
830	660	40998-00003	00000	07/03/06	10/20/10	24.000	655.89	653.82	2.07	.00
830	660	41030-00003	00000	07/03/06	11/22/10	17.000	440.89	463.13	22.24	.00

TAX CODE	OR-OFF SERIAL	SEQ LOT#	DATES	ACQUIRED	TRADE	UNITS	PROCEEDS	TAX COST	FEDERAL G/L	STATE G/L
ASSET 233293109 (CONT'D)										
TOTAL-LONG										
ASSET	24522P103	DEL MONTE FOODS CO								
		MERGED 03/09/11 @ \$19.00 P/S								
830	660	41035-00004	00000	10/19/10	11/26/10	60.000	1,124.98	880.95	244.03 S	.00
TOTAL-SHORT										
ASSET	25179M103	DEVON ENERGY CORP NEW								
830	633	40771-00014	00000	10/07/08	03/09/10	100.000	7,061.91	7,817.00	755.09-L	.00
830	633	40771-00014	00000	10/28/08	03/09/10	19.000	1,341.76	1,243.74	98.02 L	.00
830	640	40867-00001	00000	01/05/10	06/11/10	21.000	1,422.87	1,606.67	183.80-S	.00
830	640	40937-00002	00000	01/05/10	08/20/10	1.000	62.21	76.51	14.30-S	.00
830	640	40937-00002	00000	11/19/09	08/20/10	13.000	808.79	900.08	91.29-S	.00
830	640	40937-00002	00000	06/09/09	08/20/10	23.000	1,430.94	1,469.04	38.10-L	.00
TOTAL-SHORT										
TOTAL-LONG										
ASSET 25243Q205 DIAGEO PLC										
SPONSORED ADR										
830	633	40771-00015	00000	09/29/04	03/09/10	50.000	3,280.95	2,495.00	785.95 L	.00
TOTAL-LONG										
ASSET	253868103	DIGITAL RLTY TR INC								
830	660	40865-00001	00000	03/23/10	06/09/10	10.000	605.55	553.55	52.00 S	.00
830	660	41028-00001	00000	03/23/10	11/19/10	1.000	51.10	55.36	4.26-S	.00
830	660	41028-00001	00000	10/06/09	11/19/10	16.000	817.58	732.27	85.31 L	.00
TOTAL-SHORT										
TOTAL-LONG										
ASSET	254687106	DISNEY WALT CO								
830	612	40771-00018	00000	11/23/09	03/09/10	21.000	698.88	639.26	59.62 S	.00
830	612	40771-00018	00000	02/12/10	03/09/10	35.000	1,164.80	1,049.30	115.50 S	.00
830	612	40771-00018	00000	09/09/09	03/09/10	61.000	2,030.07	1,633.42	396.65 S	.00
830	612	40771-00018	00000	02/07/06	03/09/10	19.000	632.32	490.86	141.46 L	.00
830	612	40771-00018	00000	01/31/06	03/09/10	18.000	599.04	446.84	152.20 L	.00
830	633	40771-00016	00000	12/22/09	03/09/10	74.000	2,448.62	2,394.31	54.31 S	.00
830	612	40957-00001	00000	06/17/10	09/09/10	81.000	2,783.79	2,826.84	43.05-S	.00

TAX CODE	OR-OFF	SERIAL	SEQ	LOT#	ACQUIRED	TRADE	DATES	UNITS	PROCEEDS	TAX COST	FEDERAL G/L	STATE G/L
830	633	40985-00001	00000	12/22/09	10/06/10			371.000	12,450.62	12,003.93	446.69 S	.00
830	612	41049-00004	00000	06/17/10	12/10/10			21.000	770.21	732.89	37.32 S	.00
830	612	41049-00004	00000	06/17/10	12/10/10			72.000	2,640.72	2,501.01	139.71 S	.00
				TOTAL-SHORT				773.000	26,219.07	24,718.66	1,206.75	.00
				TOTAL-LONG							293.66	.00
ASSET 25470M109 DISH NETWORK CORP												
CL A												
830	660	40838-00002	00000	04/30/08	05/13/10			3.000	66.31	91.71	25.40-L	.00
830	660	40838-00002	00000	05/09/08	05/13/10			9.000	198.92	270.00	71.08-L	.00
830	660	40838-00002	00000	03/28/08	05/13/10			15.000	331.53	441.55	110.02-L	.00
				TOTAL-LONG				27.000	596.76	803.26	206.50-	.00
ASSET 25659T107 DOLBY LABORATORIES INC												
CLASS A												
830	640	40844-00002	00000	11/10/08	05/19/10			29.000	1,828.27	927.02	901.25 L	.00
				TOTAL-LONG				29.000	1,828.27	927.02	901.25	.00
ASSET 25667T105 DOLLAR GENERAL CORP												
830	612	40771-00019	00000	03/08/10	03/09/10			91.000	2,279.42	2,258.07	21.35 S	.00
830	612	40992-00004	00000	06/16/10	10/14/10			31.000	880.47	936.20	55.73-S	.00
830	612	40992-00004	00000	06/16/10	10/14/10			32.000	908.88	960.00	51.12-S	.00
830	612	40992-00004	00000	04/16/10	10/14/10			17.000	482.84	465.70	17.14 S	.00
830	612	41043-00001	00000	04/16/10	12/06/10			24.000	737.51	657.47	80.04 S	.00
830	612	41043-00001	00000	03/08/10	12/06/10			5.000	153.65	124.07	29.58 S	.00
				TOTAL-SHORT				200.000	5,442.77	5,401.51	41.26	.00
ASSET 260003108 DOVER CORP												
830	640	41048-00032	00000	05/04/10	12/09/10			13.000	754.11	671.88	82.23 S	.00
				TOTAL-SHORT				13.000	754.11	671.88	82.23	.00
ASSET 262037104 DRILL-QUIP INC												
830	660	40824-00003	00000	05/22/08	04/29/10			5.000	325.73	307.24	18.49 L	.00
830	660	40824-00003	00000	04/24/08	04/29/10			4.000	260.59	238.10	22.49 L	.00
830	660	40858-00002	00000	04/24/08	06/02/10			7.000	297.70	416.68	118.98-L	.00
830	660	40858-00002	00000	05/06/08	06/02/10			7.000	297.70	410.95	113.25-L	.00
830	660	40858-00002	00000	02/23/10	06/02/10			8.000	340.22	448.14	107.92-S	.00

TAX CODE	OR-OFF SERIAL	SEQ LOT#	DATES	ACQUIRED	TRADE	UNITS	PROCEEDS	TAX COST	FEDERAL G/L	STATE G/L
ASSET 262037104 (CONT'D)										
			TOTAL-SHORT			31.000	1,521.94	1,821.11	107.92-	.00
			TOTAL-LONG						191.25-	.00
ASSET 268648102 EMC CORP										
830	640	41048-00033	00000	07/01/10	12/09/10	40.000	883.18	728.95	154.23 S	.00
TOTAL-SHORT										
TOTAL-LONG										
ASSET 26875P101 EOG RES INC										
830	633	40771-00017	00000	10/28/08	03/09/10	13.000	1,277.66	832.13	445.53 L	.00
830	633	40771-00017	00000	04/20/09	03/09/10	114.000	11,204.12	6,425.56	4,778.56 S	.00
TOTAL-SHORT										
TOTAL-LONG										
ASSET 269279402 EXCO RESOURCES INC										
830	660	40785-00002	00000	12/21/09	03/23/10	37.000	694.04	799.60	105.56-S	.00
TOTAL-SHORT										
TOTAL-LONG										
ASSET 278058102 EATON CORP										
830	660	40967-00002	00000	06/22/07	09/21/10	12.000	984.42	1,116.37	131.95-L	.00
830	660	40967-00002	00000	08/22/07	09/21/10	2.000	164.07	185.40	21.33-L	.00
830	660	41021-00002	00000	04/30/10	11/12/10	5.000	466.86	391.27	75.59 S	.00
830	640	41048-00034	00000	11/03/10	12/09/10	21.000	2,085.47	1,910.75	174.72 S	.00
TOTAL-SHORT										
TOTAL-LONG										
ASSET 278642103 EBAY INC										
830	640	40707-00002	00000	05/12/08	01/04/10	60.000	1,427.96	1,866.61	438.65-L	.00
830	640	40935-00002	00000	05/12/08	08/18/10	34.000	759.08	1,057.74	298.66-L	.00
830	640	40935-00002	00000	06/11/10	08/18/10	39.000	870.72	875.08	4.36-S	.00
830	640	40935-00002	00000	08/11/09	08/18/10	40.000	893.04	897.15	4.11-L	.00
TOTAL-SHORT										
TOTAL-LONG										
ASSET 28176E108 EDWARDS LIFESCIENCES CORP										
830	660	40729-00003	00000	10/24/07	01/26/10	3.000	275.58	146.14	129.44 L	.00
830	660	40729-00003	00000	08/08/07	01/26/10	4.000	367.45	188.04	179.41 L	.00

TAX CODE	OR-OFF ASSET	SERIAL	SEQ LOT#	DATES ACQUIRED	TRADE	UNITS	PROCEEDS	TAX COST	FEDERAL G/L	STATE G/L
				TOTAL-SHORT		364.000	23,847.42	21,313.67	2,533.75	.00
				TOTAL-LONG		49.000	1,300.51	1,027.67	272.84	.00
ASSET 830	302445101	FLIR SYSTEM INC		05/14/07	03/09/10	49.000	1,300.51	1,027.67	272.84	.00
				TOTAL-SHORT		10.000	628.53	547.58	80.95	.00
				TOTAL-LONG		1.000	62.85	51.51	11.34	.00
ASSET 830	40874-00002	FMC CORPORATION NEW		10/08/09	06/18/10	13.000	807.58	669.60	137.98	.00
				TOTAL-SHORT		24.000	1,498.96	1,268.69	230.27	.00
				TOTAL-LONG		27.000	1,166.41	1,974.85	808.44	.00
ASSET 830	302941109	FTI CONSULTING INC		08/25/08	01/19/10	27.000	1,166.41	1,974.85	808.44	.00
				TOTAL-SHORT		13.000	875.54	519.13	356.41	.00
				TOTAL-LONG		13.000	875.54	519.13	356.41	.00
ASSET 830	313747206	FEDERAL REALTY INVT TRUST		03/03/09	01/04/10	13.000	875.54	519.13	356.41	.00
				TOTAL-SHORT		12.000	1,662.09	619.09	1,043.00	.00
				TOTAL-LONG		12.000	1,662.09	619.09	1,043.00	.00
ASSET 830	315616102	F5 NETWORKS INC		01/27/10	12/09/10	40.000	589.27	494.08	95.19	.00
				TOTAL-SHORT		40.000	589.27	494.08	95.19	.00
				TOTAL-LONG		65.000	711.09	757.29	46.20	.00
ASSET 833	320517105	FIRST HORIZON NATL CORP		11/18/09	01/13/10	.958	13.27	11.87	1.40	.00
				TOTAL-SHORT		.932	13.91	11.38	2.53	.00
				TOTAL-LONG		.825	9.52	9.95	.43	.00
ASSET 833	40802-00002	00000		11/18/09	04/12/10	.060	.68	.71	.03	.00
				TOTAL-SHORT		.060	.68	.71	.03	.00
				TOTAL-LONG		.060	.68	.71	.03	.00

TAX CODE	OR-OFF SERIAL	SEQ LOT#	DATES ACQUIRED	TRADE	UNITS	PROCEEDS	TAX COST	FEDERAL G/L	STATE G/L
			TOTAL-SHORT		67.775	748.47	791.20	3.47	.00
			TOTAL-LONG					46.20-	.00
ASSET 830	336433107	FIRST SOLAR INC	00000 11/19/07	12/09/10	4.000	532.51	861.58	329.07-L	.00
	640	41048-00037	00000 09/29/04	10/06/10	4.000	532.51	861.58	329.07-	.00
		TOTAL-LONG							
ASSET 830	337932107	FIRSTENERGY CORP	00000 09/29/04	10/06/10	14.000	543.33	575.68	32.35-L	.00
	660	40985-00001	00000 07/28/10	12/09/10	14.000	543.33	575.68	32.35-	.00
		TOTAL-LONG							
ASSET 830	343412102	FLUOR CORP	00000 05/05/10	05/24/10	17.000	779.38	860.33	80.95-S	.00
	660	40847-00001	00000 07/28/10	12/09/10	26.000	1,613.53	1,261.56	351.97 S	.00
	640	41048-00038	00000 07/28/10	12/09/10	43.000	2,392.91	2,121.89	271.02	.00
		TOTAL-SHORT							
ASSET 830	349882100	FOSSIL INC	00000 02/08/10	10/15/10	24.000	1,302.99	778.80	524.19 S	.00
	660	40993-00001	00000 08/20/09	12/09/10	24.000	1,302.99	778.80	524.19	.00
		TOTAL-SHORT							
ASSET 830	354613101	FRANKLIN RESOURCES INC	00000 08/20/09	12/09/10	6.000	704.92	556.14	148.78 L	.00
	640	41048-00039	00000 10/06/10	12/09/10	6.000	704.92	556.14	148.78	.00
		TOTAL-LONG							
ASSET 830	35671D857	FREEPORT MCMORAN COPPER & GOLD INC	00000 10/06/10	12/09/10	8.000	884.14	747.20	136.94 S	.00
	640	41048-00040	00000 06/29/07	01/11/10	8.000	884.14	747.20	136.94	.00
		TOTAL-SHORT							
ASSET 830	36467W109	GAMESTOP CORP CL A	00000 06/29/07	01/11/10	80.000	1,620.12	3,174.58	1,554.46-L	.00
	640	40714-00004	00000 06/29/07	01/11/10					

TAX CODE	OR-OFF ASSET	SERIAL	SEQ. LOT#	ACQUIRED	TRADE DATES	UNITS	PROCEEDS	TAX COST	FEDERAL G/L	STATE G/L
TOTAL-LONG										
ASSET	36866T103	GEN PROBE INC				80.000	1,620.12	3,174.58	1,554.46-	.00
830	640	41048-00041	00000	10/12/07	12/09/10	12.000	649.18	854.67	205.49-L	.00
TOTAL-LONG										
ASSET	375558103	GILEAD SCIENCES INC				12.000	649.18	854.67	205.49-	.00
830	612	40712-00006	00000	10/19/05	01/07/10	109.000	4,885.06	2,510.40	2,374.66 L	.00
830	612	40771-00022	00000	03/09/10	03/09/10	106.000	5,031.88	5,002.44	29.44 S	.00
830	612	40795-00004	00000	03/10/10	03/30/10	62.000	2,826.53	2,953.06	126.53-S	.00
830	612	40795-00004	00000	03/10/10	03/30/10	14.000	638.25	666.72	28.47-S	.00
830	612	40795-00005	00000	03/10/10	03/30/10	50.000	2,278.96	2,381.15	102.19-S	.00
830	612	40795-00005	00000	03/09/10	03/30/10	19.000	866.01	896.66	30.65-S	.00
830	612	40795-00005	00000	10/19/05	03/30/10	8.000	364.63	184.25	180.38 L	.00
830	612	40816-00005	00000	10/19/05	04/21/10	12.000	486.50	276.37	210.13 L	.00
830	612	40817-00002	00000	10/19/05	04/22/10	100.000	4,118.70	2,303.12	1,815.58 L	.00
830	612	40826-00001	00000	10/19/05	05/03/10	19.000	755.62	437.59	318.03 L	.00
830	612	40827-00007	00000	10/19/05	05/04/10	17.000	656.04	391.53	264.51 L	.00
830	612	40827-00008	00000	10/19/05	05/04/10	15.000	579.14	345.47	233.67 L	.00
830	612	40854-00003	00000	10/19/05	05/28/10	30.000	1,082.68	690.94	391.74 L	.00
830	612	40854-00004	00000	10/19/05	05/28/10	29.000	1,046.04	667.90	378.14 L	.00
830	612	40855-00001	00000	10/19/05	06/09/10	52.000	1,720.13	1,197.62	522.51 L	.00
830	612	40855-00002	00000	10/19/05	06/09/10	52.000	1,738.15	1,197.62	540.53 L	.00
830	612	40855-00003	00000	10/19/05	06/09/10	53.000	1,750.60	1,220.66	529.94 L	.00
830	612	40876-00014	00000	10/19/05	06/22/10	171.000	6,229.92	3,938.34	2,291.58 L	.00
TOTAL-SHORT										
TOTAL-LONG										
							37,054.84	27,261.84	258.40-	.00
							918.000		10,051.40	.00
ASSET 38141G104 GOLDMAN SACHS GROUP INC										
830	612	40771-00023	00000	04/20/09	03/09/10	1.000	170.17	116.90	53.27 S	.00
830	612	40771-00023	00000	04/15/09	03/09/10	43.000	7,317.21	4,989.17	2,328.04 S	.00
830	612	40795-00006	00000	04/15/09	03/30/10	6.000	1,030.48	696.16	334.32 S	.00
830	612	40795-00006	00000	03/30/09	03/30/10	17.000	2,919.70	1,764.35	1,155.35 S	.00
830	612	40795-00007	00000	03/30/09	03/30/10	17.000	2,912.95	1,764.34	1,148.61 S	.00
830	612	40795-00007	00000	09/29/04	03/30/10	7.000	1,199.45	652.82	546.63 L	.00
830	612	40811-00005	00000	09/29/04	04/16/10	25.000	4,035.93	2,331.50	1,704.43 L	.00
830	612	40811-00006	00000	09/29/04	04/16/10	1.000	162.27	93.26	69.01 L	.00
830	612	40811-00006	00000	03/11/09	04/16/10	33.000	5,354.98	3,002.87	2,352.11 L	.00
830	640	40811-00001	00000	01/28/09	04/16/10	14.000	2,292.61	1,203.99	1,088.62 L	.00

G A I N / L O S S I N F O R M A T I O N

TAX CODE	OR-OFF	SERIAL	SEQ	LOT#	ACQUIRED	TRADE	UNITS	PROCEEDS	TAX COST	FEDERAL G/L	STATE G/L
830	612	40812-00002	00000	03/11/09	04/19/10		5.000	797.04	454.98	342.06	.00
830	612	40812-00002	00000	02/04/09	04/19/10		17.000	2,709.92	1,510.13	1,199.79	.00
		TOTAL-SHORT					186.000	30,902.71	18,580.47	5,019.59	.00
		TOTAL-LONG								7,302.65	.00
ASSET	38259P508	GOOGLE INC-CL A									
830	633	40719-00002	00000	04/20/09	01/13/10		15.000	8,769.69	5,753.40	3,016.29	.00
830	633	40719-00002	00000	10/16/08	01/13/10		8.000	4,677.17	2,724.75	1,952.42	.00
830	612	40771-00024	00000	12/23/08	03/09/10		1.000	561.37	298.00	263.37	.00
830	612	40771-00024	00000	11/25/08	03/09/10		13.000	7,297.84	3,540.43	3,757.41	.00
830	612	40771-00025	00000	09/29/04	03/09/10		18.000	10,101.11	2,364.48	7,736.63	.00
830	633	40771-00019	00000	10/16/08	03/09/10		5.000	2,814.46	1,702.97	1,111.49	.00
830	612	40785-00005	00000	09/29/04	03/23/10		6.000	3,291.31	788.16	2,503.15	.00
830	612	40816-00006	00000	09/29/04	04/21/10		9.000	5,003.08	1,182.24	3,820.84	.00
830	612	40827-00009	00000	09/29/04	05/04/10		4.000	2,034.74	525.44	1,509.30	.00
830	612	40893-00004	00000	09/29/04	07/07/10		12.000	5,287.53	1,576.32	3,711.21	.00
830	612	40992-00005	00000	09/29/04	10/14/10		7.000	3,788.99	919.52	2,869.47	.00
830	612	41026-00004	00000	09/29/04	11/17/10		12.000	7,015.41	1,576.32	5,439.09	.00
830	640	41048-00042	00000	06/02/10	12/09/10		2.000	1,181.26	977.97	203.29	.00
830	640	41048-00042	00000	03/22/05	12/09/10		5.000	2,953.15	903.47	2,049.68	.00
		TOTAL-SHORT					117.000	64,777.11	24,833.47	3,219.58	.00
		TOTAL-LONG								36,724.06	.00
ASSET	384313102	GRAFTECH INTERNATIONAL LTD									
830	640	41048-00043	00000	08/14/09	12/09/10		46.000	917.22	694.16	223.06	.00
		TOTAL-LONG					46.000	917.22	694.16	223.06	.00
ASSET	40049J206	GRUPO TELEVISIA SA DE CV									
		SPONSORED ADR REPSTG ORD PARTN									
		CTF									
830	633	40771-00020	00000	10/28/08	03/09/10		90.000	1,755.87	1,307.70	448.17	.00
		TOTAL-LONG					90.000	1,755.87	1,307.70	448.17	.00
ASSET	401617105	GUESS INC									
830	640	40944-00004	00000	12/28/07	08/27/10		44.000	1,473.34	1,732.66	259.32	.00
830	660	41030-00005	00000	03/17/10	11/22/10		12.000	538.87	557.40	18.53	.00

TAX CODE	OR-OFF SERIAL	SEQ LOT#	DATES	ACQUIRED	TRADE	UNITS	PROCEEDS	TAX COST	FEDERAL G/L	STATE G/L
ASSET 401617105 (CONT'D)						56.000	2,012.21	2,290.06	18.53-	.00
TOTAL-SHORT									259.32-	.00
TOTAL-LONG										
ASSET 406216101 HALL IBURTON CO						41.000	1,349.50	1,618.74	269.24-L	.00
830	640	41016-00001	00000	03/27/08	11/08/10	43.000	1,415.34	1,215.00	200.34 S	.00
830	640	41016-00001	00000	08/19/10	11/08/10	36.000	1,184.93	785.07	399.86 L	.00
830	640	41016-00001	00000	06/17/09	11/08/10	120.000	3,949.77	3,618.81	200.34	.00
TOTAL-SHORT									130.62	.00
TOTAL-LONG										
ASSET 410345102 HANESBRANDS INC - W/I						33.000	860.77	810.87	49.90 S	.00
830	660	41048-00001	00000	06/29/10	12/09/10	33.000	860.77	810.87	49.90	.00
TOTAL-SHORT										
TOTAL-LONG										
ASSET 411310105 HANSEN NATURAL CORP						14.000	704.04	661.23	42.81 S	.00
830	640	41048-00044	00000	09/08/10	12/09/10	14.000	704.04	661.23	42.81	.00
TOTAL-SHORT										
TOTAL-LONG										
ASSET 412822108 HARLEY DAVIDSON INC						210.000	5,613.24	10,131.59	4,518.35-L	.00
830	633	40771-00021	00000	06/03/05	03/09/10	14.000	330.48	401.36	70.88-S	.00
830	660	40896-00004	00000	11/23/09	07/12/10	27.000	743.57	958.74	215.17-S	.00
830	612	40925-00001	00000	04/23/10	08/10/10	11.000	302.93	388.93	86.00-S	.00
830	612	40925-00001	00000	04/23/10	08/10/10	17.000	467.16	601.07	133.91-S	.00
830	612	40925-00002	00000	04/23/10	08/10/10	21.000	577.07	742.01	164.94-S	.00
830	612	40925-00002	00000	04/23/10	08/10/10	7.000	193.18	247.34	54.16-S	.00
830	612	40925-00003	00000	04/23/10	08/10/10	28.000	772.74	983.75	211.01-S	.00
830	612	40925-00003	00000	05/18/10	08/10/10	30.000	827.94	1,003.34	175.40-S	.00
830	612	40925-00003	00000	05/05/10	08/10/10	14.000	386.37	441.21	54.84-S	.00
830	612	40928-00002	00000	05/05/10	08/11/10	39.000	1,024.15	1,229.10	204.95-S	.00
830	612	40929-00001	00000	05/05/10	08/12/10	34.000	1,870.72	1,071.52	200.80-S	.00
830	612	40929-00001	00000	05/25/10	08/12/10	5.000	128.05	147.21	19.16-S	.00
830	612	40929-00002	00000	05/25/10	08/12/10	38.000	969.82	1,118.81	148.99-S	.00
830	612	40929-00002	00000	05/25/10	08/12/10	2.000	51.04	58.11	7.07-S	.00
830	612	40929-00003	00000	05/25/10	08/12/10	39.000	1,001.08	1,133.17	132.09-S	.00
830	660	40929-00002	00000	11/23/09	08/12/10	13.000	334.63	372.69	38.06-S	.00
830	660	40929-00002	00000	12/10/09	08/12/10	21.000	540.56	571.55	30.99-S	.00

TAX CODE	OR-OFF SERIAL	SEQ LOT#	ACQUIRED	TRADE	UNITS	PROCEEDS	TAX COST	FEDERAL G/L	STATE G/L
ASSET 412822108 (CONT'D)					570.000	15,134.73	21,601.50	1,948.42-	.00
TOTAL-SHORT								4,518.35-	.00
TOTAL-LONG									
ASSET 423452101 HELMERICH & PAYNE INC					21.000	954.80	845.98	108.82 S	.00
830	660	41037-00001	00000	06/03/10	17.000	803.06	726.59	76.47 S	.00
830	640	41048-00045	00000	10/28/10	38.000	1,757.86	1,572.57	185.29	.00
TOTAL-SHORT									
TOTAL-LONG									
ASSET 428236103 HEWLETT-PACKARD CO					44.000	2,291.53	2,279.98	11.55 S	.00
830	612	40771-00026	00000	03/08/10	42.000	2,187.37	2,172.79	14.58 S	.00
830	612	40771-00026	00000	03/08/10	58.000	3,020.66	2,950.89	69.77 S	.00
830	612	40771-00026	00000	11/17/09	91.000	4,741.94	4,107.17	634.77 L	.00
830	633	40771-00022	00000	01/15/08	29.000	1,331.58	1,447.06	115.48-S	.00
830	612	40907-00003	00000	11/12/09	28.000	1,285.66	1,389.92	104.26-S	.00
830	612	40907-00003	00000	11/12/09	1.000	46.13	49.64	3.51-S	.00
830	612	40907-00004	00000	11/12/09	54.000	2,491.02	2,644.53	153.51-S	.00
830	612	40922-00001	00000	10/21/09	20.000	924.00	979.46	55.46-S	.00
830	612	40922-00001	00000	10/21/09	14.000	646.80	683.50	36.70-S	.00
830	612	40922-00002	00000	10/21/09	33.000	1,527.26	1,611.12	83.86-S	.00
830	612	40923-00001	00000	10/21/09	18.000	827.45	878.79	51.34-S	.00
830	612	40923-00002	00000	10/21/09	8.000	365.02	390.57	25.55-S	.00
830	612	40923-00002	00000	10/20/09	9.000	410.64	438.60	27.96-S	.00
830	612	40924-00001	00000	10/20/09	27.000	1,158.17	1,315.79	157.62-S	.00
830	612	40924-00002	00000	10/20/09	28.000	1,203.43	1,364.53	161.10-S	.00
830	612	40958-00006	00000	10/20/09	9.000	344.78	438.60	93.82-S	.00
830	612	40958-00006	00000	10/20/09	76.000	2,911.45	3,702.65	791.20-S	.00
830	612	40958-00007	00000	02/22/07	43.000	1,647.26	1,740.78	93.52-L	.00
830	612	40959-00003	00000	02/22/07	138.000	5,283.96	5,586.70	302.74-L	.00
830	612	40959-00003	00000	10/07/08	47.000	1,789.00	1,902.72	113.72-L	.00
830	612	40959-00003	00000	12/29/08	55.000	2,093.50	2,217.60	124.10-L	.00
830	612	40959-00004	00000	09/13/10	21.000	799.34	741.16	58.18 L	.00
830	612	40959-00004	00000	12/29/08	21.000	800.61	741.16	59.45 L	.00
830	612	40959-00004	00000	09/13/10	50.000	1,906.22	1,759.91	146.31 L	.00
830	612	40959-00004	00000	04/20/09	51.000	1,944.35	1,794.00	150.35 L	.00
830	612	40959-00004	00000	12/29/08					

TAX CODE	OR-OFF ASSET	SERIAL	SEQ LOT#	DATES ACQUIRED	TRADE	UNITS	PROCEEDS	TAX COST	FEDERAL G/L	STATE G/L
						1,015.000	43,979.13	45,329.62	1,765.47-	.00
									414.98	.00
ASSET 437076102 HOME DEPOT INC										
830	612	40771-00027	00000	02/17/10	03/09/10	47.000	1,492.24	1,409.06	83.18 S	.00
830	612	40771-00027	00000	02/17/10	03/09/10	27.000	857.24	807.94	49.30 S	.00
830	612	40841-00005	00000	04/21/10	05/18/10	53.000	1,839.04	1,863.97	24.93-S	.00
830	612	40844-00003	00000	04/21/10	05/19/10	26.000	890.59	914.40	23.81-S	.00
830	612	40844-00003	00000	02/17/10	05/19/10	16.000	548.05	478.78	69.27 S	.00
830	612	40844-00004	00000	02/17/10	05/19/10	3.000	103.41	89.77	13.64 S	.00
830	612	40844-00004	00000	01/08/10	05/19/10	37.000	1,275.37	1,075.77	199.60 S	.00
830	612	40902-00002	00000	01/08/10	07/16/10	88.000	2,421.72	2,558.58	136.86-S	.00
830	612	40903-00002	00000	01/08/10	07/19/10	2.000	53.88	58.15	4.27-S	.00
830	612	40903-00002	00000	01/08/10	07/19/10	42.000	1,131.45	1,208.32	76.87-S	.00
830	612	40903-00003	00000	01/08/10	07/19/10	43.000	1,165.71	1,237.09	71.38-S	.00
830	612	40907-00005	00000	01/08/10	07/21/10	40.000	1,103.65	1,150.79	47.14-S	.00
830	612	40907-00005	00000	01/29/10	07/21/10	44.000	1,214.01	1,225.84	11.83-S	.00
830	612	40907-00006	00000	01/29/10	07/21/10	83.000	2,307.24	2,312.38	5.14-S	.00
						551.000	16,403.60	16,390.84	12.76	.00
ASSET 438516106 HONEYWELL INTL INC										
830	640	40708-00004	00000	05/09/07	01/05/10	56.000	2,262.29	3,172.17	909.88-L	.00
						56.000	2,262.29	3,172.17	909.88-	.00
ASSET 440452100 HORMEL FOODS CORP										
830	660	40951-00002	00000	05/21/10	09/02/10	20.000	876.71	793.06	83.65 S	.00
						20.000	876.71	793.06	83.65	.00
ASSET 441060100 HOSPIRA INC										
830	640	40915-00002	00000	02/04/10	07/29/10	24.000	1,224.75	1,211.27	13.48 S	.00
						24.000	1,224.75	1,211.27	13.48	.00
ASSET 44107P104 HOST HOTELS & RESORTS INC										
830	660	40811-00001	00000	12/30/09	04/16/10	40.000	588.42	477.02	111.40 S	.00
830	660	40845-00001	00000	12/30/09	05/20/10	1.000	13.46	11.93	1.53 S	.00
830	660	40845-00001	00000	09/11/09	05/20/10	73.000	982.54	754.04	228.50 S	.00

TAX CODE	OR-OFF SERIAL	SEQ LOT#	DATES	ACQUIRED	TRADE	UNITS	PROCEEDS	TAX COST	FEDERAL G/L	STATE G/L
TOTAL-SHORT						114.000	1,584.42	1,242.99	341.43	.00
ASSET 447011107 HUNTSMAN CORP										
830	660	40721-00005	00000	09/25/09	01/15/10	61.000	751.83	547.79	204.04 S	.00
830	660	40768-00001	00000	01/26/10	03/04/10	32.000	428.28	400.40	27.88 S	.00
830	660	40795-00001	00000	01/26/10	03/30/10	14.000	173.20	175.17	1.97-S	.00
830	660	40795-00001	00000	09/25/09	03/30/10	19.000	235.05	170.63	64.42 S	.00
830	660	40823-00002	00000	09/25/09	04/28/10	4.000	44.89	35.92	8.97 S	.00
830	660	40823-00002	00000	11/10/09	04/28/10	67.000	751.83	564.74	187.09 S	.00
TOTAL-SHORT						197.000	2,385.08	1,894.65	490.43	.00
ASSET 44919P508 IAC / INTERACTIVECORP-W/I										
830	660	40764-00004	00000	10/19/09	03/02/10	25.000	581.53	474.87	106.66 S	.00
830	660	40929-00003	00000	10/19/09	08/12/10	10.000	242.87	189.95	52.92 S	.00
830	660	40929-00003	00000	07/13/09	08/12/10	39.000	947.19	626.61	320.58 L	.00
TOTAL-SHORT						74.000	1,771.59	1,291.43	159.58	.00
TOTAL-LONG									320.58	.00
ASSET 450911102 ITT CORPORATION										
830	640	40741-00001	00000	09/30/09	02/05/10	23.000	1,116.47	1,186.00	69.53-S	.00
TOTAL-SHORT						23.000	1,116.47	1,186.00	69.53-	.00
ASSET 452327109 ILLUMINA INC										
830	640	41048-00046	00000	03/15/10	12/09/10	16.000	1,006.86	645.83	361.03 S	.00
TOTAL-SHORT						16.000	1,006.86	645.83	361.03	.00
ASSET 45245E109 IMAX CORP										
830	640	41048-00047	00000	05/18/10	12/09/10	33.000	878.44	652.39	226.05 S	.00
TOTAL-SHORT						33.000	878.44	652.39	226.05	.00
ASSET 456788108 INFOSYS TECHNOLOGIES LTD										
830	640	41048-00048	00000	04/20/10	12/09/10	10.000	693.68	621.99	71.69 S	.00
TOTAL-SHORT						10.000	693.68	621.99	71.69 S	.00

TAX CODE	OR-OFF SERIAL	SEQ LOT#	ACQUIRED	TRADE	DATES	UNITS	PROCEEDS	TAX COST	FEDERAL G/L	STATE G/L
ASSET 456788108 (CONT'D)										
TOTAL -SHORT										
						10.000	693.68	621.99	71.69	.00
ASSET 458140100 INTEL CORP										
830	612	40741-00005	00000		12/07/09	130.000	2,514.17	2,648.10	133.93-S	.00
830	612	40741-00005	00000		12/07/09	3.000	58.02	61.00	2.98-S	.00
830	612	40741-00006	00000		12/07/09	134.000	2,589.24	2,724.59	135.35-S	.00
830	612	40771-00028	00000		03/01/10	86.000	1,813.84	1,797.40	16.44 S	.00
830	612	40771-00028	00000		03/01/10	75.000	1,581.84	1,566.00	15.84 S	.00
830	612	40812-00003	00000		03/24/10	41.000	983.98	920.86	63.12 S	.00
830	612	40973-00002	00000		03/24/10	109.000	2,097.88	2,448.14	350.26-S	.00
830	612	40973-00003	00000		03/24/10	4.000	77.24	89.84	12.60-S	.00
830	612	40973-00003	00000		03/01/10	12.000	231.72	250.56	18.84-S	.00
830	612	40973-00003	00000		12/07/09	60.000	1,158.61	1,219.97	61.36-S	.00
830	612	40973-00003	00000		12/04/09	33.000	637.23	669.06	31.83-S	.00
830	612	40973-00004	00000		12/04/09	107.000	2,074.69	2,169.36	94.67-S	.00
830	612	40980-00004	00000		12/04/09	109.000	2,080.77	2,209.91	129.14-S	.00
830	612	40980-00005	00000		12/04/09	104.000	1,958.29	2,108.54	150.25-S	.00
830	612	40980-00006	00000		12/04/09	19.000	357.11	385.21	28.10-S	.00
830	612	40980-00006	00000		12/18/09	88.000	1,654.01	1,728.32	74.31-S	.00
830	612	40991-00005	00000		12/18/09	48.000	944.88	942.72	2.16 S	.00
830	612	40991-00005	00000		12/18/09	58.000	1,141.74	1,134.48	7.26 S	.00
830	612	40991-00006	00000		12/18/09	77.000	1,501.70	1,506.12	4.42-S	.00
830	612	40991-00006	00000		12/18/09	28.000	546.07	540.96	5.11 S	.00
830	612	40991-00007	00000		12/18/09	108.000	2,074.64	2,086.56	11.92-S	.00
830	640	41048-00049	00000		08/18/10	41.000	892.55	805.38	87.17 S	.00
TOTAL -SHORT						1,474.000	28,970.22	30,013.08	1,042.86-	.00
ASSET 45865V100 INTERCONTINENTAL EXCHANGE INC										
830	660	41014-00001	00000		09/15/10	8.000	930.66	854.30	76.36 S	.00
830	640	41048-00050	00000		06/26/09	7.000	823.82	810.26	13.56 L	.00
830	640	41048-00050	00000		02/25/09	3.000	353.06	176.30	176.76 L	.00
TOTAL -SHORT						18.000	2,107.54	1,840.86	76.36	.00
TOTAL -LONG									190.32	.00
ASSET 459200101 INTERNATIONAL BUSINESS MACHS										
830	612	41061-00003	00000		11/16/10	17.000	2,465.81	2,423.65	42.16 S	.00

TAX CODE	OR-OFF SERIAL	ASSET	DATES	SEQ LOT#	ACQUIRED	TRADE	UNITS	PROCEEDS	TAX COST	FEDERAL G/L	STATE G/L
			TOTAL-SHORT				17.000	2,465.81	2,423.65	42.16	.00
ASSET 830	460146103	INTERNATIONAL PAPER CO	660	40952-00002	00000	10/16/09	33.000	738.24	800.88	62.64-S	.00
			TOTAL-SHORT				33.000	738.24	800.88	62.64-	.00
ASSET 830	46120E602	INTUITIVE SURGICAL INC	640	41009-00004	00000	03/11/08	8.000	2,124.23	2,121.85	2.38 L	.00
			TOTAL-LONG				8.000	2,124.23	2,121.85	2.38	.00
ASSET 830	461202103	INTUIT SOFTWARE	640	41048-00051	00000	11/01/10	15.000	714.73	724.99	10.26-S	.00
			TOTAL-SHORT				15.000	714.73	724.99	10.26-	.00
ASSET 830	462846106	IRON MTN INC PA	633	40771-00023	00000	04/20/09	133.000	3,423.51	3,319.44	104.07 S	.00
			TOTAL-SHORT				102.000	2,625.55	2,074.00	551.55 L	.00
			TOTAL-LONG				235.000	6,049.06	5,393.44	104.07	.00
			TOTAL-LONG							551.55	.00
ASSET 830	465741106	ITRON, INC.	640	41048-00052	00000	08/04/10	11.000	609.49	672.27	62.78-S	.00
			TOTAL-SHORT				11.000	609.17	672.28	63.11-S	.00
			TOTAL-LONG				22.000	1,218.66	1,344.55	125.89-	.00
ASSET 830	46625H100	JPMORGAN CHASE & CO	612	40741-00007	00000	09/15/09	83.000	3,135.86	3,585.54	449.68-S	.00
			TOTAL-SHORT				7.000	262.79	302.39	39.60-S	.00
			TOTAL-LONG				77.000	2,890.68	3,299.45	408.77-S	.00
			TOTAL-LONG				39.000	1,656.31	1,671.15	14.84-S	.00
			TOTAL-SHORT				14.000	594.57	586.12	8.45 S	.00
			TOTAL-LONG				57.000	2,428.23	2,246.94	181.29 L	.00
			TOTAL-LONG				145.000	6,177.06	5,428.80	748.26 L	.00
			TOTAL-SHORT				65.000	2,769.03	2,300.35	468.68 L	.00
			TOTAL-LONG				200.000	7,914.97	7,078.00	836.97 L	.00
			TOTAL-LONG				165.000	6,468.45	5,839.35	629.10 L	.00

TAX CODE	OR-OFF	SERIAL	SEQ	DATE	ACQUIRED	TRADE	UNITS	PROCEEDS	TAX COST	FEDERAL G/L	STATE G/L	
830	633	40852-00003	00000	10/28/08	05/26/10	37.000	1,450.50	1,261.70	188.80 L	.00	.00	
830	633	40911-00002	00000	10/28/08	07/27/10	148.000	6,036.21	5,046.80	989.41 L	.00	.00	
830	612	40992-00007	00000	10/02/09	10/14/10	43.000	1,663.35	1,800.24	136.89-L	.00	.00	
830	612	40993-00006	00000	10/02/09	10/15/10	1.000	37.48	41.87	4.39-L	.00	.00	
830	612	40993-00006	00000	12/07/09	10/15/10	95.000	3,560.26	3,953.98	393.72-S	.00	.00	
830	612	40999-00008	00000	12/07/09	10/21/10	30.000	1,146.96	1,248.62	101.66-S	.00	.00	
830	612	40999-00008	00000	12/08/09	10/21/10	51.000	1,949.84	2,085.82	135.98-S	.00	.00	
830	612	40999-00009	00000	12/08/09	10/21/10	78.000	2,945.23	3,190.07	244.84-S	.00	.00	
830	612	41001-00003	00000	06/22/10	10/25/10	42.000	1,580.92	1,662.00	81.08-S	.00	.00	
830	612	41001-00004	00000	06/22/10	10/25/10	26.000	965.59	1,028.85	63.26-S	.00	.00	
830	612	41001-00004	00000	06/22/10	10/25/10	13.000	482.80	510.81	28.01-S	.00	.00	
830	612	41001-00004	00000	06/22/10	10/25/10	20.000	740.19	785.85	45.66-S	.00	.00	
830	612	41002-00002	00000	06/22/10	10/26/10	34.000	1,261.13	1,332.04	70.91-S	.00	.00	
830	612	41002-00003	00000	06/22/10	10/26/10	32.000	1,189.10	1,253.68	64.58-S	.00	.00	
TOTAL-SHORT							1,502.000	59,307.51	57,540.42	2,134.14-	.00	
TOTAL-LONG										3,901.23		.00
ASSET	466313103	JABIL CIRCUIT										
830	640	41048-00053	00000	10/14/09	12/09/10	40.000	673.18	614.41	58.77 L	.00	.00	
TOTAL-LONG							40.000	673.18	614.41	58.77		.00
ASSET	478366107	JOHNSON CONTROLS INC										
830	660	40739-00001	00000	02/08/07	02/03/10	18.000	534.11	570.36	36.25-L	.00	.00	
830	660	40739-00001	00000	01/31/07	02/03/10	1.000	29.67	30.31	.64-L	.00	.00	
830	660	40802-00003	00000	01/31/07	04/07/10	11.000	360.25	333.46	26.79 L	.00	.00	
830	660	40802-00003	00000	03/31/09	04/07/10	16.000	523.99	196.40	327.59 L	.00	.00	
TOTAL-LONG							46.000	1,448.02	1,130.53	317.49		.00
ASSET	48203R104	JUNIPER NETWORKS INC										
830	612	40771-00030	00000	12/07/09	03/09/10	99.000	2,936.30	2,713.15	223.15 S	.00	.00	
830	612	40771-00030	00000	12/03/09	03/09/10	46.000	1,364.34	1,252.01	112.33 S	.00	.00	
830	640	40827-00002	00000	11/25/08	05/04/10	66.000	1,838.09	1,042.13	795.96 L	.00	.00	
830	612	41028-00002	00000	09/17/10	11/19/10	89.000	3,089.04	2,654.71	434.33 S	.00	.00	
830	612	41028-00002	00000	04/21/10	11/19/10	6.000	208.25	178.76	29.49 S	.00	.00	
830	612	41033-00003	00000	04/21/10	11/23/10	35.000	1,175.98	1,042.79	133.19 S	.00	.00	
830	612	41061-00004	00000	04/21/10	12/21/10	53.000	1,974.16	1,579.08	395.08 S	.00	.00	
830	612	41061-00004	00000	04/27/10	12/21/10	49.000	1,825.16	1,445.22	379.94 S	.00	.00	
830	612	41061-00004	00000	04/27/10	12/21/10	4.000	148.99	117.34	31.65 S	.00	.00	

TAX CODE	OR-OFF SERIAL	SEQ LOT#	DATES	ACQUIRED	TRADE	UNITS	PROCEEDS	TAX COST	FEDERAL G/L	STATE G/L
ASSET 48203R104 (CONT'D)						447.000	14,560.31	12,025.19	1,739.16	
TOTAL-SHORT										
TOTAL-LONG									795.96	
ASSET 492914106 KEY ENERGY SERVICES INC						89.000	899.76	861.66	38.10	
830	660	41002-00004	00000	05/06/10	10/26/10					
TOTAL-SHORT						89.000	899.76	861.66	38.10	
ASSET 49460W208 KINETIC CONCEPTS INC						8.000	384.41	364.72	19.69	
830	660	40795-00002	00000	06/05/08	03/30/10	7.000	336.36	309.75	26.61	
830	660	40795-00002	00000	06/09/08	03/30/10	9.000	432.46	382.80	49.66	
TOTAL-SHORT						24.000	1,153.23	1,057.27	95.96	
TOTAL-LONG										
ASSET 500255104 KOHLS CORP						17.000	877.75	730.49	147.26	
830	612	40720-00001	00000	04/20/09	01/14/10	10.000	516.33	423.05	93.28	
830	612	40720-00001	00000	03/24/09	01/14/10	33.000	1,709.41	1,396.07	313.34	
830	612	40721-00001	00000	03/24/09	01/15/10	19.000	980.39	803.80	176.59	
830	612	40722-00004	00000	03/24/09	01/19/10	10.000	515.99	420.25	95.74	
830	612	40722-00004	00000	03/30/09	01/19/10	43.000	2,243.14	1,807.05	436.09	
830	612	40722-00005	00000	03/30/09	01/19/10	35.000	1,825.81	1,343.77	482.04	
830	612	40722-00005	00000	02/09/09	01/19/10	12.000	625.99	458.35	167.64	
830	612	40732-00002	00000	02/09/09	01/27/10	23.000	1,164.42	878.49	285.93	
830	612	40732-00002	00000	02/05/09	01/27/10	13.000	658.15	493.99	164.16	
830	612	40733-00001	00000	02/05/09	01/28/10	23.000	1,166.68	873.98	292.70	
830	612	40733-00001	00000	03/11/09	01/28/10	9.000	456.53	332.84	123.69	
830	612	40734-00007	00000	03/11/09	01/29/10	30.000	1,523.42	1,109.46	413.96	
830	612	40734-00007	00000	01/12/09	01/29/10	44.000	2,234.36	1,603.87	630.49	
TOTAL-SHORT						321.000	16,498.37	12,675.46	3,192.42	
TOTAL-LONG									630.49	
ASSET 500458401 KOMATSU LTD						26.000	767.50	729.05	38.45	
830	640	41048-00054	00000	11/09/10	12/09/10					

GAIN/LOSS FEDERAL REPORT INTERNAL USE ONLY
 ACCOUNT 0333396 MAYER CHARITABLE FOUNDATION
 FROM: 01/01/10 TO: 12/31/10

TAX CODE	OR-OFF SERIAL	SEQ LOT#	DATES	ACQUIRED	TRADE	UNITS	PROCEEDS	TAX COST	FEDERAL G/L	STATE G/L
ASSET 500458401 (CONT'D)						26.000	767.50	729.05	38.45	.00
TOTAL-SHORT										
ASSET 500472303 KONINKLIJKE PHILLIPS ELECTRONICS						93.000	2,974.65	3,252.21	277.56-S	.00
830	612	40910-00002	00000	04/21/10	07/26/10	93.000	2,974.65	3,246.30	271.65-S	.00
830	612	40910-00002	00000	04/21/10	07/26/10	10.000	319.85	345.54	25.69-S	.00
830	612	40914-00003	00000	04/22/10	07/28/10	88.000	2,697.66	3,040.75	343.09-S	.00
830	612	40914-00003	00000	04/22/10	07/28/10	3.000	91.97	103.22	11.25-S	.00
830	612	40914-00004	00000	04/22/10	07/28/10	93.000	2,871.70	3,199.66	327.96-S	.00
TOTAL-SHORT						380.000	11,930.48	13,187.68	1,257.20-	.00
ASSET 50075N104 KRAFT FOODS INC - A						41.000	1,186.93	1,265.67	78.74-S	.00
830	612	40854-00005	00000	03/25/10	05/28/10	39.000	1,122.40	1,203.92	81.52-S	.00
830	612	40854-00006	00000	03/25/10	05/28/10	21.000	641.55	648.27	6.72-S	.00
830	612	41020-00001	00000	03/25/10	11/10/10	39.000	1,191.44	1,200.81	9.37-S	.00
830	612	41020-00002	00000	03/25/10	11/10/10	12.000	364.81	369.48	4.67-S	.00
830	612	41020-00002	00000	03/24/10	11/10/10	51.000	1,550.45	1,566.21	15.76-S	.00
TOTAL-SHORT						203.000	6,057.58	6,254.36	196.78-	.00
ASSET 501889208 LKQ CORP						66.000	1,201.22	890.35	310.87 S	.00
830	640	40740-00002	00000	03/02/09	02/04/10	66.000	1,201.22	890.35	310.87	.00
TOTAL-SHORT										
ASSET 534187109 LINCOLN NATIONAL CORP						31.000	716.42	831.79	115.37-S	.00
830	660	40944-00007	00000	01/15/10	08/27/10	31.000	716.42	831.79	115.37-	.00
TOTAL-SHORT										
ASSET 535678106 LINEAR TECHNOLOGY CORP						48.000	1,461.70	1,737.43	275.73-L	.00
830	640	40998-00002	00000	05/08/08	10/20/10	48.000	1,461.70	1,737.43	275.73-L	.00

TAX CODE	OR-OFF SERIAL	SEQ LOT#	ACQUIRED	TRADE	DATES	UNITS	PROCEEDS	TAX COST	FEDERAL G/L	STATE G/L
ASSET 535678106 (CONT'D)						48.000	1,461.70	1,737.43	275.73-	.00
TOTAL-LONG										
ASSET 540424108 LOEWS CORPORATION						62.000	2,326.33	2,137.54	188.79 L	.00
830	633	40771-00026	00000	10/07/08	03/09/10	169.000	6,341.13	4,285.84	2,055.29 L	.00
830	633	40771-00026	00000	10/28/08	03/09/10	231.000	8,667.46	6,423.38	2,244.08	.00
TOTAL-LONG										
ASSET 54318P108 LONGTOP FINL TECHNOLOGIES LTD						20.000	762.38	725.67	36.71 S	.00
ADR ISIN US54318P1084 SEDOL B28G1Z5						20.000	762.38	725.67	36.71	.00
830	640	41048-00055	00000	03/09/10	12/09/10	TOTAL-SHORT				
ASSET 550021109 LULULEMON ATHLETICA INC						17.000	1,087.81	536.37	551.44 S	.00
830	640	41048-00056	00000	01/21/10	12/09/10	17.000	1,087.81	536.37	551.44	.00
TOTAL-SHORT										
ASSET 571748102 MARSH & MCLENNAN COMPANIES INC						25.000	588.06	654.30	66.24-L	.00
830	660	40935-00002	00000	10/17/08	08/18/10	25.000	588.06	654.30	66.24-	.00
TOTAL-LONG										
ASSET 571837103 MARSHALL & ILSLEY CORP						56.000	534.56	357.42	177.14 S	.00
830	660	40820-00004	00000	02/08/10	04/27/10	64.000	401.03	408.48	7.45-S	.00
830	660	40938-00001	00000	02/08/10	08/23/10	120.000	935.59	765.90	169.69	.00
TOTAL-SHORT										
ASSET 571903202 MARRIOTT INTERNATIONAL INC						12.000	338.89	329.90	8.99 S	.00
CL A						75.000	2,118.05	2,035.86	82.19 S	.00
830	612	40771-00031	00000	09/22/09	03/09/10	20.000	564.81	534.53	30.28 S	.00
830	612	40771-00031	00000	09/22/09	03/09/10	TOTAL-SHORT				
830	612	40771-00031	00000	10/08/09	03/09/10					

TAX CODE	OR-OFF SERIAL	SEQ LOT#	DATES	ACQUIRED	TRADE	UNITS	PROCEEDS	TAX COST	FEDERAL G/L	STATE G/L
ASSET 571903202 (CONT'D)						107.000	3,021.75	2,900.29	121.46	.00
TOTAL-SHORT										
ASSET 57636Q104 MASTERCARD INC CL A						6.000	1,489.18	1,569.07	79.89-S	.00
830	612	40771-00032	00000	01/15/10	03/09/10	15.000	3,722.95	3,696.84	26.11 S	.00
830	612	40771-00032	00000	12/16/09	03/09/10	5.000	1,240.98	870.25	370.73 S	.00
830	612	40771-00032	00000	05/20/09	03/09/10	5.000	995.35	1,287.23	291.88-S	.00
830	640	40860-00001	00000	01/04/10	06/04/10	7.000	1,551.18	1,218.35	332.83 L	.00
830	612	40876-00019	00000	05/20/09	06/22/10	16.000	3,545.56	2,720.00	825.56 L	.00
830	612	40876-00019	00000	05/27/09	06/22/10	12.000	2,628.61	2,040.00	588.61 L	.00
830	612	41061-00005	00000	05/27/09	12/21/10	14.000	3,066.71	2,281.51	785.20 L	.00
TOTAL-SHORT						80.000	18,240.52	15,683.25	25.07	.00
TOTAL-LONG									2,532.20	.00
ASSET 579064106 MCAFEE INC						25.000	1,181.48	790.00	391.48 S	.00
830	660	40936-00002	00000	07/08/10	08/19/10	25.000	1,181.48	790.00	391.48	.00
TOTAL-SHORT										
ASSET 580037109 MC DERMOTT INTERNATIONAL INC						26.000	512.97	326.40	186.57 S	.00
830	640	41048-00057	00000	01/20/10	12/09/10	26.000	512.97	326.40	186.57	.00
TOTAL-SHORT										
ASSET 582839106 MEAD JOHNSON NUTRITION CO						14.000	709.79	675.17	34.62 S	.00
830	612	40771-00033	00000	03/03/10	03/09/10	30.000	1,715.61	1,635.00	80.61 S	.00
830	612	40972-00004	00000	07/27/10	09/24/10	24.000	1,372.49	1,304.05	68.44 S	.00
830	612	40972-00004	00000	07/26/10	09/24/10	41.000	2,344.67	2,147.30	197.37 S	.00
830	612	40972-00004	00000	04/22/10	09/24/10	109.000	6,142.56	5,761.52	381.04	.00
TOTAL-SHORT										
ASSET 58405U102 MEDCO HEALTH SOLUTIONS INC						41.000	2,592.42	2,609.07	16.65-S	.00
830	612	40771-00034	00000	12/16/09	03/09/10	42.000	2,655.64	2,663.59	7.95-S	.00
830	612	40771-00034	00000	12/16/09	03/09/10	30.000	1,896.89	1,871.87	25.02 S	.00
830	612	40771-00034	00000	12/17/09	03/09/10	15.000	869.94	935.93	65.99-S	.00
830	612	40839-00003	00000	12/17/09	05/14/10	9.000	521.96	447.70	74.26 L	.00
830	612	40839-00003	00000	06/06/08	05/14/10	18.000	1,043.92	882.17	161.75 L	.00
830	612	40839-00003	00000	06/09/08	05/14/10					

TAX CODE	OR-OFF	SERIAL	SEQ	LOT#	ACQUIRED	TRADE	DATES	UNITS	PROCEEDS	TAX COST	FEDERAL G/L	STATE G/L	
830	612	40841-00006	00000	06/09/08	05/18/10			18.000	1,043.67	882.16	161.51 L	.00	
830	612	40841-00006	00000	05/30/08	05/18/10			23.000	1,333.57	1,121.83	211.74 L	.00	
830	612	40904-00004	00000	05/30/08	07/20/10			42.000	2,274.83	2,048.55	226.28 L	.00	
830	612	40904-00005	00000	05/30/08	07/20/10			42.000	2,292.61	2,048.55	244.06 L	.00	
830	612	40932-00003	00000	05/30/08	08/17/10			54.000	2,482.39	2,633.85	151.46-L	.00	
830	612	40932-00003	00000	07/02/08	08/17/10			2.000	91.94	93.43	1.49-L	.00	
830	612	40935-00001	00000	07/02/08	08/18/10			40.000	1,861.97	1,868.58	6.61-L	.00	
830	612	40935-00001	00000	07/02/08	08/18/10			16.000	744.79	746.35	1.56-L	.00	
830	612	40963-00003	00000	07/02/08	09/15/10			19.000	916.02	886.29	29.73 L	.00	
830	612	40963-00003	00000	06/12/09	09/15/10			41.000	1,976.68	1,844.84	131.84 L	.00	
830	612	40963-00003	00000	06/12/09	09/15/10			32.000	1,542.77	1,432.50	110.27 L	.00	
830	612	40963-00003	00000	04/20/09	09/15/10			33.000	1,590.99	1,428.24	162.75 L	.00	
830	612	40963-00003	00000	10/07/08	09/15/10			32.000	1,542.77	1,381.76	161.01 L	.00	
830	612	40963-00003	00000	02/27/09	09/15/10			52.000	2,507.01	2,213.12	293.89 L	.00	
830	612	40963-00003	00000	02/27/09	09/15/10			53.000	2,555.22	2,196.62	358.60 L	.00	
830	612	40963-00003	00000	10/09/08	09/15/10			44.000	2,121.32	1,707.96	413.36 L	.00	
TOTAL-SHORT								698.000	36,459.32	33,944.96	65.57-	.00	
TOTAL-LONG											2,579.93		.00
ASSET 830	640	585055106	MEDTRONIC INC	00000	02/11/10	08/31/10		29.000	912.02	1,223.76	311.74-S	.00	
TOTAL-SHORT								29.000	912.02	1,223.76	311.74-	.00	
ASSET 830	640	585464100	MELCO CROWN ENTERTAINMENT LTD	00000	11/24/10	12/09/10		118.000	684.39	736.99	52.60-S	.00	
TOTAL-SHORT								118.000	684.39	736.99	52.60-	.00	
ASSET 830	640	58733R102	MERCADOLIBRE INC	00000	10/08/09	12/09/10		15.000	1,007.98	623.47	384.51 L	.00	
TOTAL-LONG								15.000	1,007.98	623.47	384.51	.00	
ASSET 830	633	58933Y105	MERCK & CO INC	00000	02/10/10	03/09/10		135.000	4,989.60	4,878.52	111.08 S	.00	
830	633	40771-00027		00000	03/18/09	03/09/10		45.000	1,663.20	1,198.81	464.39 S	.00	

TAX CODE	OR-OFF SERIAL	SEQ LOT#	DATES	ACQUIRED	TRADE	UNITS	PROCEEDS	TAX COST	FEDERAL G/L	STATE G/L
ASSET 58933Y105 (CONT'D)						180.000	6,652.80	6,077.33	575.47	.00
TOTAL-SHORT										
ASSET 594918104 MICROSOFT CORP										
830	612	40712-00007	00000	11/17/09	01/07/10	53.000	1,601.10	1,578.34	22.76 S	.00
830	612	40712-00007	00000	11/09/09	01/07/10	66.000	1,993.81	1,914.00	79.81 S	.00
830	612	40712-00007	00000	11/09/09	01/07/10	18.000	543.77	516.60	27.17 S	.00
830	612	40771-00035	00000	11/09/09	03/09/10	47.000	1,362.10	1,348.90	13.20 S	.00
830	612	40771-00035	00000	09/09/09	03/09/10	182.000	5,274.51	4,528.20	746.31 S	.00
830	612	40771-00035	00000	09/09/09	03/09/10	59.000	1,709.87	1,463.20	246.67 S	.00
830	633	40771-00028	00000	09/29/04	03/09/10	166.000	4,815.82	4,583.26	232.56 L	.00
830	633	40771-00028	00000	08/03/05	03/09/10	30.000	870.33	818.40	51.93 L	.00
830	612	40865-00004	00000	09/09/09	06/09/10	69.000	1,749.29	1,711.20	38.09 S	.00
830	612	40865-00005	00000	09/09/09	06/09/10	53.000	1,317.56	1,314.40	3.16 S	.00
830	612	40865-00005	00000	06/30/09	06/09/10	17.000	422.62	405.23	17.39 S	.00
830	633	40867-00002	00000	08/03/05	06/11/10	150.000	3,754.32	4,092.00	337.68-L	.00
830	633	40867-00002	00000	03/30/06	06/11/10	185.000	4,630.32	5,026.45	396.13-L	.00
830	612	40893-00006	00000	06/30/09	07/07/10	71.000	1,694.04	1,692.43	1.61 L	.00
830	612	40893-00007	00000	06/30/09	07/07/10	1,701.46	1,701.46	1,692.44	9.02 L	.00
830	612	40893-00007	00000	06/30/09	07/07/10	24.000	577.91	572.09	5.82 L	.00
830	612	40893-00007	00000	06/30/09	07/07/10	48.000	1,155.82	1,143.54	12.28 L	.00
830	612	40909-00005	00000	06/30/09	07/23/10	82.000	2,108.19	1,953.54	154.65 L	.00
830	612	40909-00006	00000	06/30/09	07/23/10	53.000	1,341.93	1,262.66	79.27 L	.00
830	612	40909-00006	00000	06/30/09	07/23/10	29.000	734.27	689.10	45.17 L	.00
830	612	40909-00007	00000	06/30/09	07/23/10	83.000	2,122.13	1,972.24	149.89 L	.00
830	612	40914-00005	00000	06/30/09	07/28/10	71.000	1,843.22	1,687.09	156.13 L	.00
830	612	40914-00005	00000	08/04/09	07/28/10	2.000	51.92	47.30	4.62 S	.00
830	612	40914-00006	00000	08/04/09	07/28/10	73.000	1,901.58	1,726.44	175.14 S	.00
830	612	40914-00007	00000	08/04/09	07/28/10	19.000	494.02	449.35	44.67 S	.00
830	612	40914-00007	00000	08/04/09	07/28/10	53.000	1,378.06	1,252.92	125.14 S	.00
830	612	40922-00006	00000	08/04/09	08/05/10	40.000	1,009.99	945.60	64.39 L	.00
830	612	40922-00006	00000	07/02/09	08/05/10	30.000	757.49	702.38	55.11 L	.00
830	612	40922-00007	00000	07/02/09	08/05/10	70.000	1,774.49	1,638.87	135.62 L	.00
830	612	40922-00008	00000	07/02/09	08/05/10	31.000	786.14	725.79	60.35 L	.00
830	612	40922-00008	00000	07/02/09	08/05/10	39.000	989.02	912.21	76.81 L	.00
830	612	40953-00003	00000	07/02/09	09/07/10	66.000	1,583.31	1,543.74	39.57 L	.00
830	612	40956-00004	00000	07/02/09	09/08/10	26.000	627.63	608.14	19.49 L	.00
830	612	40956-00004	00000	07/27/09	09/08/10	39.000	941.45	904.41	37.04 L	.00
830	612	40965-00002	00000	07/27/09	09/17/10	112.000	2,823.51	2,597.28	226.23 L	.00
830	612	40965-00003	00000	07/27/09	09/17/10	39.000	978.88	904.41	74.47 L	.00
830	612	40965-00003	00000	07/27/09	09/17/10	78.000	1,957.77	1,799.46	158.31 L	.00
830	612	40965-00004	00000	07/27/09	09/17/10	110.000	2,762.09	2,537.70	224.39 L	.00

REPORT: TMS-TX-23
 BANK 21 PNC BANK (21)
 REGION 10 PITTSBURGH
 OFFICE 001 C & E

ACCOUNT 0333396

GAIN/LOSS FEDERAL REPORT INTERNAL USE ONLY
 MAYER CHARITABLE FOUNDATION

RUN DATE: 05/09/11

PAGE: 44

TAX CODE	OR-OFF	SERIAL	SEQ	LOT#	DATES	ACQUIRED	TRADE
830	612	40979-00003	00000	02/25/10	10/01/10		

TOTAL-SHORT

ASSET	628530107	MYLAN INC
830	612	40771-00038 00000 03/02/10 03/09/10
830	612	40771-00038 00000 03/02/10 03/09/10
830	612	40908-00003 00000 03/02/10 07/22/10
830	612	40908-00003 00000 02/25/10 07/22/10
830	612	40908-00003 00000 12/11/07 07/22/10
830	612	40999-00010 00000 12/11/07 10/21/10
830	612	40999-00010 00000 12/11/07 10/21/10
830	612	40999-00011 00000 12/11/07 10/21/10
830	612	41020-00003 00000 12/11/07 11/11/10
830	612	41020-00004 00000 12/11/07 11/10/10
830	612	41020-00005 00000 12/11/07 11/10/10
830	612	41021-00003 00000 12/11/07 11/12/10
830	612	41026-00006 00000 12/11/07 11/17/10
830	612	41027-00002 00000 12/11/07 11/18/10
830	612	41028-00003 00000 12/11/07 11/19/10
830	612	41028-00003 00000 10/07/08 11/19/10
830	612	41028-00004 00000 10/07/08 11/19/10

TOTAL-SHORT
 TOTAL-LONG

ASSET	628782104	NBTY INC
830	660	40901-00001 00000 05/05/10 07/15/10

TOTAL-SHORT

ASSET	62913F201	NII HOLDINGS INC
830	640	41048-00060 00000 01/27/10 12/09/10

TOTAL-SHORT

ASSET	637071101	NATIONAL OILWELL VARCO INC
830	640	40936-00003 00000 05/09/07 08/19/10
830	640	40936-00003 00000 11/03/08 08/19/10
830	640	41048-00061 00000 11/03/08 12/09/10
830	640	41048-00061 00000 02/27/09 12/09/10

GAIN / LOSS	TAX COST	PROCEEDS	UNITS	FEDERAL G/L	STATE G/L
	18,327.86	15,143.43	598.000	118.52-S	.00
				3,184.43-	.00

	1,117.99	1,117.56	52.000	.43-S	.00
	1,107.59	1,117.56	52.000	9.97 L	.00
	42.60	35.62	2.000	6.98-S	.00
	660.58	748.11	42.000	112.47-S	.00
	900.34	1,157.79	65.000	257.45 L	.00
	651.02	907.57	47.000	256.55 L	.00
	165.59	231.72	12.000	66.13 L	.00
	814.16	1,122.69	59.000	308.53 L	.00
	455.38	641.94	33.000	186.56 L	.00
	455.38	642.32	33.000	186.94 L	.00
	455.37	645.80	33.000	190.42 L	.00
	469.17	635.05	33.000	179.68 L	.00
	524.37	646.10	34.000	176.93 L	.00
	855.56	732.26	38.000	207.89 L	.00
	54.00	1,212.10	62.000	356.54 L	.00
	567.00	1,117.30	6.000	63.30 L	.00
		1,236.79	63.000	669.79 L	.00
	9,951.48	12,948.28	666.000	119.88-	.00
				3,116.68	.00

	883.09	1,181.38	22.000	298.29 S	.00
	883.09	1,181.38	22.000	298.29	.00

	579.72	704.29	17.000	124.57 S	.00
	579.72	704.29	17.000	124.57	.00

	1,593.89	1,394.50	36.000	199.39-L	.00
	305.49	387.36	10.000	81.87 L	.00
	488.78	1,009.10	16.000	520.32 L	.00
	106.48	252.27	4.000	145.79 L	.00

TAX CODE	OR-OFF SERIAL	SEQ LOT#	DATES	ACQUIRED	TRADE	UNITS	PROCEEDS	TAX COST	FEDERAL G/L	STATE G/L
GAIN/LOSS INFORMATION										
TOTAL-LONG										
ASSET	64110D104		NETAPP INC							
830	612	40712-00010	00000	10/13/09	01/07/10	22.000	730.41	641.45	88.96 S	.00
830	612	40712-00011	00000	10/13/09	01/07/10	21.000	694.86	612.30	82.56 S	.00
830	612	40715-00002	00000	10/13/09	01/12/10	6.000	193.45	174.94	18.51 S	.00
830	612	40715-00002	00000	10/13/09	01/12/10	53.000	1,708.80	1,531.73	177.07 S	.00
830	612	40771-00039	00000	02/03/10	03/09/10	28.000	916.76	867.79	48.97 S	.00
830	612	40771-00039	00000	02/02/10	03/09/10	43.000	1,407.88	1,332.13	75.75 S	.00
830	612	40771-00039	00000	02/04/10	03/09/10	42.000	1,375.15	1,262.51	112.64 S	.00
830	612	40771-00039	00000	02/04/10	03/09/10	29.000	949.50	871.45	78.05 S	.00
830	612	40922-00009	00000	05/25/10	08/05/10	30.000	1,312.29	972.39	339.90 S	.00
830	612	40923-00003	00000	05/25/10	08/06/10	23.000	991.22	745.50	245.72 S	.00
830	612	40923-00003	00000	05/25/10	08/06/10	7.000	301.68	226.55	75.13 S	.00
830	612	41009-00002	00000	05/25/10	11/02/10	22.000	1,184.17	712.01	472.16 S	.00
830	640	41048-00062	00000	06/17/08	12/09/10	34.000	1,855.00	816.00	1,039.00 L	.00
TOTAL-SHORT						360.000	13,621.17	10,766.75	1,815.42	.00
TOTAL-LONG									1,039.00	.00
ASSET	64110L106		NETFLIX INC							
830	640	41048-00063	00000	08/27/10	12/09/10	5.000	948.08	633.96	314.12 S	.00
TOTAL-SHORT						5.000	948.08	633.96	314.12	.00
ASSET	647581107		NEW ORIENTAL ED & TECHNOLOGY GROUP INC							
830	640	41019-00003	00000	07/31/09	11/09/10	16.000	1,677.05	1,178.64	498.41 L	.00
TOTAL-LONG						16.000	1,677.05	1,178.64	498.41	.00
ASSET	651290108		NEWFIELD EXPLORATION CO							
830	660	40760-00005	00000	07/25/08	02/24/10	8.000	392.18	427.53	35.35-L	.00
830	660	40760-00005	00000	12/15/09	02/24/10	4.000	196.09	181.65	14.44 S	.00
830	660	40788-00001	00000	12/15/09	03/24/10	5.000	249.28	227.07	22.21 S	.00
830	660	40788-00001	00000	08/14/08	03/24/10	6.000	299.13	264.06	35.07 L	.00

TAX CODE	OR-OFF SERIAL	SEQ LOT#	DATES ACQUIRED	TRADE	UNITS	PROCEEDS	TAX COST	FEDERAL G/L	STATE G/L
ASSET 651290108 (CONT'D)									
TOTAL-SHORT					23.000	1,136.68	1,100.31	36.65	.00
TOTAL-LONG								.28-	.00
ASSET 65248E104 NEWS CORPORATION CL A									
830	633	40771-00030	00000	09/08/06	55.000	783.79	1,030.63	246.84-L	.00
830	633	40771-00030	00000	04/07/06	558.000	7,951.89	9,574.39	1,622.50-L	.00
830	633	40966-00001	00000	04/07/06	587.000	8,217.86	10,071.98	1,854.12-L	.00
830	633	40966-00001	00000	10/07/08	260.000	3,639.94	2,706.60	933.34 L	.00
830	633	40966-00001	00000	10/28/08	206.000	2,883.95	1,608.86	1,275.09 L	.00
830	633	40966-00001	00000	04/20/09	155.000	2,169.96	1,210.27	959.69 L	.00
TOTAL-LONG					1,821.000	25,647.39	26,202.73	555.34-	.00
ASSET 654106103 NIKE INC CLASS B									
830	612	40771-00040	00000	02/25/10	75.000	5,174.18	4,948.96	225.22 S	.00
830	612	40992-00008	00000	07/08/10	15.000	1,224.93	1,043.82	181.11 S	.00
830	612	40992-00008	00000	07/08/10	14.000	1,143.27	970.76	172.51 S	.00
TOTAL-SHORT					104.000	7,542.38	6,963.54	578.84	.00
ASSET 655044105 NOBLE ENERGY INC									
830	640	40860-00002	00000	10/10/08	26.000	1,585.69	819.38	766.31 L	.00
TOTAL-LONG					26.000	1,585.69	819.38	766.31	.00
ASSET 670100205 NOVO NORDISK A S ADR									
830	640	41048-00064	00000	08/30/10	15.000	1,557.42	1,273.36	284.06 S	.00
TOTAL-SHORT					15.000	1,557.42	1,273.36	284.06	.00
ASSET 67020Y100 NUANCE COMMUNICATIONS INC									
830	640	40959-00003	00000	02/21/07	61.000	954.41	913.70	40.71 L	.00
830	640	40972-00001	00000	02/21/07	79.000	1,211.95	1,183.31	28.64 L	.00

TAX	OR-OFF	SERIAL	SEQ	LOT#	ACQUIRED	TRADE	UNITS	PROCEEDS	TAX COST	FEDERAL	STATE
ASSET	67020Y100	(CONT'D)								G/L	G/L
TOTAL-LONG							140.000	2,166.36	2,097.01	69.35	.00
ASSET	670346105	NUCOR CORP					32.000	1,235.95	997.04	238.91	.00
830	640	40979-00002	00000	03/03/09	10/01/10		32.000	1,235.95	997.04	238.91	.00
TOTAL-LONG							32.000	1,235.95	997.04	238.91	.00
ASSET	67066G104	NVIDIA CORP					96.000	870.94	1,232.87	361.93	.00
830	640	40931-00002	00000	11/20/09	08/16/10		96.000	870.94	1,232.87	361.93	.00
TOTAL-SHORT							96.000	870.94	1,232.87	361.93	.00
ASSET	67073Y106	NV ENERGY INC					70.000	878.02	797.42	80.60	.00
830	660	40726-00002	00000	11/03/09	01/21/10		70.000	878.02	797.42	80.60	.00
TOTAL-SHORT							70.000	878.02	797.42	80.60	.00
ASSET	674599T05	OCCIDENTAL PETROLEUM CORP					67.000	5,464.45	5,309.80	154.65	.00
830	612	40771-00041	00000	01/29/10	03/09/10		67.000	5,464.45	5,309.80	154.65	.00
830	612	40771-00041	00000	01/26/10	03/09/10		6.000	489.35	464.82	24.53	.00
830	633	40771-00031	00000	10/07/08	03/09/10		3.000	246.87	172.50	74.37	.00
830	633	40771-00031	00000	04/20/09	03/09/10		153.000	12,590.36	8,614.88	3,975.48	.00
830	612	40893-00008	00000	05/25/10	07/07/10		23.000	1,792.76	1,789.79	2.97	.00
830	612	40893-00008	00000	01/26/10	07/07/10		4.000	311.78	309.88	1.90	.00
830	612	40893-00009	00000	01/26/10	07/07/10		2.000	157.63	154.94	2.69	.00
830	612	40893-00009	00000	01/22/10	07/07/10		27.000	2,127.94	2,080.44	47.50	.00
830	612	40914-00008	00000	01/22/10	07/28/10		6.000	473.50	462.32	11.18	.00
830	612	40914-00008	00000	05/25/10	07/28/10		25.000	1,972.91	1,923.28	49.63	.00
830	612	40914-00008	00000	07/01/09	07/28/10		11.000	868.08	727.80	140.28	.00
830	640	40914-00005	00000	03/25/10	07/28/10		17.000	1,338.98	1,420.43	81.45	.00
830	612	40915-00004	00000	07/01/09	07/29/10		23.000	1,815.24	1,521.75	293.49	.00
830	612	40915-00005	00000	07/01/09	07/29/10		5.000	388.99	330.82	58.17	.00
830	612	40915-00005	00000	04/20/09	07/29/10		16.000	1,244.77	902.08	342.69	.00
830	612	40922-00010	00000	04/20/09	08/05/10		3.000	231.99	169.14	62.85	.00
830	612	40922-00010	00000	11/06/08	08/05/10		31.000	2,397.24	1,603.84	793.40	.00
830	612	40922-00011	00000	11/06/08	08/05/10		29.000	2,250.73	1,500.37	750.36	.00
830	612	40922-00011	00000	11/06/08	08/05/10		2.000	155.22	103.00	52.22	.00
830	640	40979-00003	00000	03/25/10	10/01/10		16.000	1,293.15	1,336.87	43.72	.00
830	640	40979-00003	00000	05/21/10	10/01/10		14.000	1,131.50	1,106.52	24.98	.00

TAX CODE	OR-OFF	SERIAL	SEQ LOT#	ACQUIRED	TRADE	UNITS	PROCEEDS	TAX COST	FEDERAL G/L	STATE G/L
ASSET 699173209 (CONT'D)						85.000	1,539.42	1,044.47	494.95	.00
TOTAL-SHORT										
ASSET 701094104 PARKER HANNIFIN CORP						6.000	474.33	463.48	10.85	.00
830	660	41021-00003	00000	09/19/07	11/12/10	9.000	765.70	633.17	132.53	.00
830	640	41048-00068	00000	04/14/10	12/09/10	12.000	1,020.94	836.62	184.32	.00
830	640	41048-00068	00000	04/13/10	12/09/10	27.000	2,260.97	1,933.27	316.85	.00
TOTAL-SHORT										
TOTAL-LONG									10.85	.00
ASSET 707569109 PENN NATL GAMING INC						29.000	679.50	798.37	118.87	.00
830	660	40904-00001	00000	03/26/10	07/20/10	29.000	679.50	798.37	118.87	.00
TOTAL-SHORT										
ASSET 708160106 PENNEY J C CO INC						14.000	375.71	493.08	117.37	.00
830	660	40705-00004	00000	10/06/09	12/30/09	6.000	161.02	182.75	21.73	.00
830	660	40705-00004	00000	05/07/09	12/30/09	8.000	170.91	243.66	72.75	.00
830	660	40889-00002	00000	05/07/09	07/02/10	20.000	427.27	560.76	133.49	.00
830	660	40889-00002	00000	03/02/10	07/02/10	22.000	469.99	606.97	136.98	.00
830	660	40889-00002	00000	04/28/09	07/02/10	70.000	1,604.90	2,087.22	272.59	.00
TOTAL-SHORT										
TOTAL-LONG									209.73	.00
ASSET 71372U104 PERFECT WORLD CO LTD ADR						30.000	1,107.30	1,238.78	131.48	.00
830	640	40795-00001	00000	12/17/09	03/30/10	30.000	1,107.30	1,238.78	131.48	.00
TOTAL-SHORT										
ASSET 714046109 PERKINELMER INC						62.000	1,295.89	1,088.38	207.51	.00
830	640	40741-00003	00000	07/01/09	02/05/10	62.000	1,295.89	1,088.38	207.51	.00
TOTAL-SHORT										
ASSET 717081103 PFIZER INC						80.000	1,411.78	1,501.60	89.82	.00
830	612	40753-00005	00000	12/21/09	02/17/10	16.000	282.35	299.36	17.01	.00
830	612	40753-00005	00000	12/01/09	02/17/10	108.000	1,914.92	2,020.68	105.76	.00
830	612	40753-00006	00000	12/01/09	02/17/10	37.000	656.04	691.53	35.49	.00
830	612	40753-00006	00000	12/21/09	02/17/10					

TAX CODE	OR-OFF	SERIAL	SEQ	LOT#	ACQUIRED	TRADE	DATES	UNITS	PROCEEDS	TAX COST	FEDERAL G/L	STATE G/L
830	612	40753-00007	00000	12/21/09	02/17/10			41.000	726.03	766.29	40.26-S	.00
830	612	40753-00007	00000	12/15/09	02/17/10			103.000	1,823.92	1,889.02	65.10-S	.00
830	612	40760-00005	00000	12/15/09	02/24/10			97.000	1,736.29	1,778.98	42.69-S	.00
830	612	40760-00006	00000	12/15/09	02/24/10			31.000	554.60	568.54	13.94-S	.00
830	612	40760-00007	00000	12/15/09	02/24/10			18.000	321.22	330.12	8.90-S	.00
830	612	40760-00007	00000	12/15/09	02/24/10			48.000	856.60	879.36	22.76-S	.00
830	612	40761-00006	00000	12/15/09	02/25/10			75.000	1,310.36	1,374.00	63.64-S	.00
830	612	40761-00006	00000	12/15/09	02/25/10			23.000	401.84	420.44	18.60-S	.00
830	612	40761-00007	00000	12/15/09	02/25/10			100.000	1,755.98	1,828.00	72.02-S	.00
830	633	40771-00032	00000	01/19/10	03/09/10			266.000	4,567.43	5,298.67	731.24-S	.00
TOTAL-SHORT								1,043.000	18,319.36	19,646.59	1,327.23-	.00
ASSET 718172109 PHILIP MORRIS INTERNAT-W/I												
830	633	40771-00033	00000	04/20/09	03/09/10			7.000	353.77	262.27	91.50 S	.00
830	633	40771-00033	00000	09/29/04	03/09/10			41.000	2,072.11	991.91	1,080.20 L	.00
TOTAL-SHORT								48.000	2,425.88	1,254.18	91.50	.00
TOTAL-LONG										1,080.20		.00
ASSET 727493108 PLANTRONICS INC NEW												
830	640	41048-00069	00000	03/08/10	12/09/10			17.000	627.96	541.26	86.70 S	.00
TOTAL-SHORT								17.000	627.96	541.26	86.70	.00
ASSET 73172K104 POLYCOM INC												
830	640	41048-00070	00000	11/11/10	12/09/10			21.000	807.22	745.48	61.74 S	.00
TOTAL-SHORT								21.000	807.22	745.48	61.74	.00
ASSET 740189105 PRECISION CASTPARTS CORP												
830	612	40771-00042	00000	02/04/10	03/09/10			28.000	3,382.07	3,008.72	373.35 S	.00
830	612	40992-00009	00000	04/28/10	10/14/10			24.000	3,142.35	3,134.10	8.25 S	.00
TOTAL-SHORT								52.000	6,524.42	6,142.82	381.60	.00
ASSET 74144T108 PRICE T ROWE GROUP INC												
830	640	40747-00001	00000	05/08/08	02/10/10			7.000	343.75	424.04	80.29-L	.00
830	640	40747-00001	00000	11/20/07	02/10/10			18.000	883.93	1,078.23	194.30-L	.00
830	640	41048-00071	00000	11/20/07	12/09/10			19.000	1,184.25	1,138.13	46.12 L	.00
830	640	41048-00071	00000	01/31/08	12/09/10			5.000	311.64	249.14	62.50 L	.00

REPORT: TMS-TX-23
 BANK 21 PNC BANK (21)
 REGION 10 PITTSBURGH
 OFFICE 001 C & E

ACCOUNT 033396 FEDERAL REPORT INTERNAL USE ONLY
 FROM: 01/01/10 TO: 12/31/10
 MAYER CHARITABLE FOUNDATION

PAGE: 51
 RUN DATE: 05/09/11

TAX CODE	OR-OFF	SERIAL	SEQ	DATE	ACQ	TRADE	UNITS	PROCEEDS	TAX COST	FEDERAL G/L	STATE G/L
ASSET	74144T108	(CONT'D)		DATES	ACQUIRED						
TOTAL-LONG							49.000	2,723.57	2,889.54	165.97-	.00
TOTAL-SHORT							10.000	4,135.93	2,477.78	1,658.15	.00
ASSET 741503403 PRICELINE.COM INC							5.000	2,067.97	1,274.97	793.00 S	.00
830	640	41048-00072	00000	03/25/10	12/09/10		5.000	2,067.96	1,202.81	865.15 S	.00
830	640	41048-00072	00000	03/11/10	12/09/10		10.000	4,135.93	2,477.78	1,658.15	.00
ASSET 74153Q102 PRIDE INTERNATIONAL INC							56.000	1,870.72	1,312.62	558.10 S	.00
830	640	40714-00005	00000	06/19/09	01/11/10		56.000	1,870.72	1,312.62	558.10	.00
ASSET 742718109 PROCTER & GAMBLE CO							41.000	2,599.78	2,412.85	186.93 L	.00
830	633	40771-00034	00000	10/28/08	03/09/10		20.000	1,268.19	1,116.00	152.19 L	.00
830	633	40771-00034	00000	05/08/06	03/09/10		61.000	3,867.97	3,528.85	339.12	.00
ASSET 743315103 PROGRESSIVE CORP OHIO							394.000	6,769.22	8,220.81	1,451.59-L	.00
830	633	40771-00035	00000	09/29/04	03/09/10		35.000	596.79	660.86	64.07-L	.00
830	660	40775-00002	00000	07/10/08	03/11/10		14.000	293.91	264.35	29.56 L	.00
830	660	41050-00001	00000	07/10/08	12/13/10		36.000	755.76	659.19	96.57 L	.00
830	660	41050-00001	00000	09/04/08	12/13/10		479.000	8,415.68	9,805.21	1,389.53-	.00
ASSET 747277101 QLOGIC CORP							43.000	852.64	799.23	53.41 S	.00
830	660	40776-00001	00000	12/16/09	03/12/10		43.000	852.64	799.23	53.41	.00
ASSET 747525103 QUALCOMM INC							10.000	389.29	455.90	66.61-S	.00
830	612	40750-00001	00000	11/17/09	02/16/10		73.000	2,841.85	3,278.67	436.82-S	.00
830	612	40750-00001	00000	11/12/09	02/16/10		66.000	2,569.35	2,867.04	297.69-S	.00
830	612	40750-00001	00000	11/05/09	02/16/10		42.000	895.38	994.78	99.40-S	.00
830	612	40750-00001	00000	11/05/09	02/16/10		42.000	1,656.59	1,816.55	159.96-S	.00
830	612	40753-00008	00000	11/05/09	02/17/10		8.000	315.54	328.08	12.54-L	.00
830	612	40753-00008	00000	10/07/08	02/17/10		46.000	1,814.35	1,837.24	22.89-S	.00
830	612	40755-00003	00000	04/20/09	02/17/10		22.000	872.83	878.68	5.85-S	.00

TAX CODE	OR-OFF SERIAL	SEQ LOT#	DATES	ACQUIRED	TRADE	UNITS	PROCEEDS	TAX COST	FEDERAL G/L	STATE G/L
TOTAL-SHORT										
ASSET 748356102 QUESTAR CORP										
830	660	40817-00001	00000	01/21/10	04/22/10	11.000	549.91	504.52	45.39 S	.00
830	660	40817-00001	00000	01/26/10	04/22/10	7.000	349.94	314.99	34.95 S	.00
830	660	40817-00001	00000	01/25/10	04/22/10	4.000	199.97	178.07	21.90 S	.00
830	660	40890-00002	00000	01/25/10	07/06/10	5.000	76.15	72.55	3.60 S	.00
830	660	40890-00002	00000	01/06/10	07/06/10	19.000	289.36	274.83	14.53 S	.00
TOTAL-SHORT										
ASSET 75281A109 RANGE RES CORP										
830	660	40881-00007	00000	01/15/10	06/25/10	8.000	344.41	415.68	71.27-S	.00
830	660	40985-00003	00000	01/15/10	10/06/10	4.000	151.75	207.84	56.09-S	.00
830	660	40985-00003	00000	02/24/10	10/06/10	10.000	379.36	502.17	122.81-S	.00
830	660	40991-00001	00000	05/13/10	10/13/10	11.000	399.90	541.79	141.89-S	.00
830	660	40991-00001	00000	08/27/10	10/13/10	3.000	109.06	101.32	7.74 S	.00
830	660	41049-00003	00000	08/27/10	12/10/10	11.000	466.20	371.49	94.71 S	.00
TOTAL-SHORT										
ASSET 754730109 RAYMOND JAMES FINANCIAL INC										
830	660	40802-00004	00000	10/29/09	04/07/10	30.000	844.04	726.71	117.33 S	.00
TOTAL-SHORT										
ASSET 760975102 RESEARCH IN MOTION LTD										
830	640	40803-00001	00000	02/06/07	04/08/10	23.000	1,601.61	1,037.97	563.64 L	.00
TOTAL-LONG										
ASSET 769573107 RIVERBED TECHNOLOGY INC										
830	640	41048-00074	00000	03/31/10	12/09/10	23.000	1,601.61	1,037.97	563.64	.00
TOTAL-SHORT										
ASSET 784117103 SEI INVESTMENT CO										
830	640	40922-00001	00000	05/06/10	08/05/10	44.000	1,594.09	632.01	962.08 S	.00
TOTAL-SHORT										
TOTAL-SHORT										

REPORT: TMS-TX-23
 BANK 21 PNC BANK (21)
 REGION 10 PITTSBURGH
 OFFICE 001 C & E

ACCOUNT 0333396 MAYER CHARITABLE FOUNDATION
 FROM: 01/01/10 TO: 12/31/10

PAGE: 54
 RUN DATE: 05/09/11

TAX CODE	OR-OFF SERIAL	SEQ LOT#	DATES	ACQUIRED	TRADE	UNITS	PROCEEDS	TAX COST	FEDERAL G/L	STATE G/L
ASSET 784117103 (CONT'D)						62.000	1,209.17	1,401.26	192.09-	.00
TOTAL-SHORT										
ASSET 786514208 SAFEWAY INC NEW						32.000	633.39	800.00	166.61-S	.00
830	660	40937-00001	00000	02/26/10	08/20/10	25.000	494.83	609.13	114.30-S	.00
830	660	40937-00001	00000	03/19/10	08/20/10					
TOTAL-SHORT						57.000	1,128.22	1,409.13	280.91-	.00
ASSET 79466L302 SALESFORCE.COM						38.000	2,836.92	2,440.83	396.09 S	.00
830	612	40711-00004	00000	11/23/09	01/06/10	8.000	597.04	513.86	83.18 S	.00
830	612	40711-00005	00000	11/23/09	01/06/10	19.000	1,417.98	1,053.91	364.07 S	.00
830	612	40711-00005	00000	09/10/09	01/06/10	10.000	746.31	469.99	276.32 S	.00
830	612	40711-00005	00000	08/07/09	01/06/10	43.000	3,184.97	2,786.28	398.69 S	.00
830	612	40771-00044	00000	01/28/10	03/09/10	8.000	592.55	518.30	74.25 S	.00
830	612	40771-00044	00000	01/27/10	03/09/10	18.000	1,817.97	1,166.18	651.79 S	.00
830	612	40918-00003	00000	01/27/10	08/03/10	16.000	1,617.89	1,036.60	581.29 S	.00
830	612	40918-00004	00000	08/07/09	08/03/10	1.000	101.12	47.00	54.12 S	.00
830	612	40918-00004	00000	08/07/09	08/03/10	19.000	2,260.96	892.97	1,367.99 L	.00
830	612	40957-00002	00000	08/07/09	09/09/10	2.000	238.00	90.18	147.82 L	.00
830	612	40957-00002	00000	08/05/09	09/09/10	16.000	1,903.35	721.46	1,181.89 L	.00
830	612	40971-00001	00000	08/05/09	09/23/10	14.000	1,664.95	631.27	1,033.68 L	.00
830	612	40971-00002	00000	08/05/09	09/23/10					
TOTAL-SHORT						212.000	18,980.01	12,368.83	2,879.80	.00
TOTAL-LONG									3,731.38	.00
ASSET 806857108 SCHLUMBERGER LTD						16.000	1,023.54	1,138.46	114.92-S	.00
830	612	40771-00045	00000	01/14/10	03/09/10	12.000	767.65	849.68	82.03-S	.00
830	612	40771-00045	00000	01/15/10	03/09/10	62.000	3,966.21	4,383.57	417.36-S	.00
830	612	40771-00045	00000	01/08/10	03/09/10	36.000	2,302.96	2,529.80	226.84-S	.00
830	612	40771-00045	00000	01/08/10	03/09/10	30.000	1,922.85	1,718.23	204.62 S	.00
830	640	40776-00001	00000	06/16/09	03/12/10	25.000	1,567.97	1,756.81	188.84-S	.00
830	612	40791-00005	00000	01/07/10	03/29/10	46.000	2,885.07	3,181.84	296.77-S	.00
830	612	40791-00005	00000	01/07/10	03/29/10	18.000	1,013.73	1,245.07	231.34-S	.00
830	612	40893-00010	00000	10/23/09	07/07/10	22.000	1,239.00	1,449.36	210.36-S	.00
830	612	40893-00011	00000	10/23/09	07/07/10	40.000	2,272.08	2,635.19	363.11-S	.00
830	640	41048-00075	00000	11/10/10	12/09/10	10.000	810.98	744.09	66.89 S	.00

TAX CODE	OR-OFF	SERIAL	SEQ	LOT#	ACQUIRED	TRADE	DATES	UNITS	PROCEEDS	TAX COST	FEDERAL G/L	STATE G/L
ASSET 806857108 (CONT'D)							TOTAL-SHORT	317.000	19,772.04	21,632.10	1,860.06-	.00
ASSET 808513105 SCHWAB CHARLES CORP NEW							TOTAL-SHORT	218.000	4,139.79	4,152.01	12.22-S	.00
830	612	40771-00046	00000	12/28/09	03/09/10		218.000	4,139.79	4,152.01	12.22-S	12.22-S	.00
830	612	40771-00046	00000	01/07/10	03/09/10		71.000	1,348.28	1,347.23	1.05 S	1.05 S	.00
830	612	40854-00007	00000	01/07/10	05/28/10		77.000	1,273.57	1,461.08	187.51-S	187.51-S	.00
830	612	40854-00008	00000	01/07/10	05/28/10		40.000	654.39	759.01	104.62-S	104.62-S	.00
830	612	40854-00008	00000	10/16/09	05/28/10		39.000	638.04	705.90	67.86-S	67.86-S	.00
830	612	40859-00004	00000	10/16/09	06/03/10		68.000	1,131.99	1,230.80	98.81-S	98.81-S	.00
830	612	40859-00004	00000	11/10/09	06/03/10		59.000	982.17	1,025.19	43.02-S	43.02-S	.00
830	612	40859-00005	00000	11/10/09	06/03/10		44.000	723.95	764.55	40.60-S	40.60-S	.00
830	612	40859-00005	00000	03/02/05	06/03/10		85.000	1,398.54	912.84	485.70 L	485.70 L	.00
830	612	40859-00006	00000	03/02/05	06/03/10		128.000	2,131.41	1,374.63	756.78 L	756.78 L	.00
ASSET 81211K100 SEALED AIR CORP							TOTAL-SHORT	829.000	14,422.13	13,733.24	553.59-	.00
ASSET 633 40771-00036 00000 09/29/04 03/09/10							TOTAL-LONG	334.000	6,927.40	7,612.18	1,242.48	.00
830	633	40771-00036	00000	09/29/04	03/09/10		334.000	6,927.40	7,612.18	684.78-L	684.78-	.00
ASSET 824348106 SHERWIN-WILL IAMS CO							TOTAL-LONG	11.000	788.57	875.56	86.99-S	.00
ASSET 660 41002-00007 00000 04/28/10 10/26/10							TOTAL-SHORT	11.000	788.57	875.56	86.99-	.00
ASSET 82481R106 SHIRE PLC SPONSORED ADR							TOTAL-SHORT	1.000	66.13	51.05	15.08 S	.00
830	612	40771-00047	00000	10/22/09	03/09/10		1.000	66.13	51.05	15.08 S	15.08 S	.00
830	612	40771-00047	00000	09/23/08	03/09/10		43.000	2,843.55	2,187.54	656.01 L	656.01 L	.00
830	612	40845-00002	00000	09/23/08	05/20/10		5.000	296.46	254.36	42.10 L	42.10 L	.00
830	612	40846-00005	00000	09/23/08	05/21/10		8.000	464.04	406.98	57.06 L	57.06 L	.00
830	612	40847-00004	00000	09/23/08	05/24/10		8.000	465.83	406.99	58.84 L	58.84 L	.00
830	612	40852-00005	00000	09/23/08	05/26/10		1.000	58.63	50.87	7.76 L	7.76 L	.00
830	612	40852-00005	00000	09/26/08	05/26/10		3.000	175.89	152.50	23.39 L	23.39 L	.00
830	612	40861-00002	00000	09/26/08	06/07/10		47.000	2,883.24	2,389.13	494.11 L	494.11 L	.00
830	612	40866-00001	00000	09/26/08	06/10/10		12.000	753.99	609.99	144.00 L	144.00 L	.00
830	612	40866-00002	00000	09/26/08	06/10/10		6.000	375.49	305.00	70.49 L	70.49 L	.00
830	612	40866-00002	00000	09/30/08	06/10/10		1.000	62.58	47.40	15.18 L	15.18 L	.00

GAIN/LOSS FEDERAL REPORT INTERNAL USE ONLY
 ACCOUNT 0333396 MAYER CHARITABLE FOUNDATION
 FROM: 01/01/10 TO: 12/31/10

TAX CODE	OR-OFF	SERIAL	SEQ	LOT#	ACQUIRED	TRADE	DATES	UNITS	PROCEEDS	TAX COST	FEDERAL G/L	STATE G/L
ASSET 82481R106 (CONT'D)								G A I N / L O S S I N F O R M A T I O N				
TOTAL-SHORT								135.000	8,445.83	6,861.81	15.08	.00
TOTAL-LONG											1,568.94	.00
ASSET 830566105 SKECHERS U S A INC								34.000	660.39	1,176.13	515.74-S	.00
CL A								34.000	660.39	1,176.13	515.74-	.00
TOTAL-SHORT								19.000	801.54	614.77	186.77 L	.00
TOTAL-LONG								19.000	801.54	614.77	186.77	.00
ASSET 833034101 SNAP ON INC								59.000	2,583.57	2,153.74	429.83 L	.00
612 40771-00048 00000 08/19/08 03/09/10								52.000	1,977.05	2,226.82	249.77-S	.00
612 40893-00012 00000 04/26/10 07/07/10								30.000	1,140.61	1,095.12	45.49 L	.00
612 40893-00012 00000 08/19/08 07/07/10								60.000	3,032.30	2,920.31	111.99 L	.00
612 40893-00013 00000 08/19/08 07/07/10								14.000	522.48	511.06	11.42 L	.00
612 40914-00009 00000 08/19/08 07/28/10								16.000	597.13	521.60	75.53 L	.00
612 40914-00009 00000 04/20/09 07/28/10								26.000	951.58	847.60	103.98 L	.00
612 40915-00006 00000 04/20/09 07/29/10								4.000	146.40	119.97	26.43 L	.00
612 40915-00006 00000 09/09/08 07/29/10								30.000	1,103.49	899.74	203.75 L	.00
612 40916-00004 00000 09/09/08 07/30/10								31.000	1,150.57	929.74	220.83 L	.00
612 40917-00001 00000 09/09/08 08/02/10								42.000	1,554.22	1,259.64	294.58 L	.00
612 40918-00005 00000 09/09/08 08/03/10								8.000	299.03	239.93	59.10 L	.00
612 40918-00006 00000 09/09/08 08/03/10								32.000	1,196.12	881.92	314.20 L	.00
612 40918-00006 00000 10/07/08 08/03/10								424.000	16,254.55	14,607.19	249.77-	.00
TOTAL-SHORT											1,897.13	.00
TOTAL-LONG												.00
ASSET 852061100 SPRINT NEXTEL CORP								45.000	211.50	229.90	18.40-L	.00
660 40909-00001 00000 05/29/09 07/23/10								51.000	239.69	249.78	10.09-L	.00
660 40909-00001 00000 05/28/09 07/23/10												

REPORT: TMS-TX-23
 BANK 21 PNC BANK (21)
 REGION 10 PITTSBURGH
 OFFICE 001 C & E

ACCOUNT 0333396 FEDERAL REPORT INTERNAL USE ONLY
 FROM: 01/01/10 TO: 12/31/10

PAGE: 57
 RUN DATE: 05/09/11

G A I N / L O S S I N F O R M A T I O N

TAX CODE	OR-OFF SERIAL	SEQ LOT#	DATES ACQUIRED	TRADE	UNITS	PROCEEDS	TAX COST	FEDERAL G/L	STATE G/L
ASSET 852061100 (CONT'D)									
TOTAL-LONG									
830	ASSET 855244109	STARBUCKS CORP			96.000	451.19	479.68	28.49-	.00
830	612	40771-00049	00000	01/11/10	51.000	1,205.11	1,181.83	23.28 S	.00
830	640	41048-00076	00000	11/09/10	51.000	1,651.35	1,555.01	96.34 S	.00
830	640	41048-00076	00000	06/17/09	21.000	679.97	293.17	386.80 L	.00
TOTAL-SHORT									
TOTAL-LONG									
ASSET 85590A401 STARWOOD HOTELS & RESORTS									
WORLDWIDE INC									
830	660	40750-00001	00000	05/01/09	31.000	1,146.99	629.54	517.45 S	.00
TOTAL-SHORT									
ASSET 858119100 STEEL DYNAMICS INC									
830	660	41050-00002	00000	02/22/10	48.000	817.19	809.19	8.00 S	.00
830	660	41050-00002	00000	11/12/10	3.000	51.07	47.61	3.46 S	.00
TOTAL-SHORT									
ASSET 859737207 STERLITE INDUSTRIES INDI ADS									
ADT ISIN US8597372072									
SEDOL B1YX3G8									
830	640	40945-00004	00000	07/17/09	94.000	1,211.09	1,097.43	113.66 L	.00
TOTAL-LONG									
ASSET 867224107 SUNCOR ENERGY INC									
ISIN CA867224107 SEDOL B3NBOP5									
830	640	40750-00001	00000	06/25/09	47.000	1,410.26	1,420.50	10.24-S	.00
TOTAL-SHORT									
ASSET 867652109 SUNPOWER CO.									
830	640	40770-00003	00000	11/06/07	16.000	326.40	2,278.07	1,951.67-L	.00
830	640	40770-00003	00000	09/28/09	23.000	469.19	695.51	226.32-S	.00

TAX CODE	OR-OFF SERIAL	SEQ LOT#	DATES	ACQUIRED	TRADE	UNITS	PROCEEDS	TAX COST	FEDERAL G/L	STATE G/L
ASSET 867652109	(CONT'D)									
	TOTAL-SHORT					39.000	795.59	2,973.58	226.32-	.00
	TOTAL-LONG								1,951.67-	.00
ASSET 872540109	TJX COMPANIES INC NEW									
830	660	40764-00007	00000	06/30/08	03/02/10	31.000	1,281.08	981.74	299.34 L	.00
	TOTAL-LONG					31.000	1,281.08	981.74	299.34	.00
ASSET 87424N104	TALEO CORP CLASS A									
830	640	41048-00077	00000	03/09/10	12/09/10	22.000	705.96	563.49	142.47 S	.00
	TOTAL-SHORT					22.000	705.96	563.49	142.47	.00
ASSET 87612E106	TARGET CORP									
830	612	40771-00050	00000	01/07/10	03/09/10	49.000	2,592.97	2,460.15	132.82 S	.00
830	612	40771-00050	00000	01/07/10	03/09/10	22.000	1,164.19	1,104.40	59.79 S	.00
830	612	40992-00010	00000	04/09/10	10/14/10	30.000	1,608.70	1,671.79	63.09-S	.00
830	612	40994-00006	00000	04/09/10	10/18/10	5.000	269.92	278.63	8.71-S	.00
830	612	40994-00006	00000	07/16/10	10/18/10	29.000	1,565.54	1,461.64	103.90 S	.00
830	612	40995-00006	00000	07/16/10	10/19/10	10.000	537.69	504.01	33.68 S	.00
830	612	40995-00006	00000	01/07/10	10/19/10	28.000	1,505.53	1,405.60	99.93 S	.00
830	612	40995-00006	00000	07/19/10	10/19/10	14.000	752.77	699.45	53.32 S	.00
	TOTAL-SHORT					187.000	9,997.31	9,585.67	411.64	.00
ASSET 878742204	TECK RESOURCES LTD CL B									
	ISIN CA8787422044									
	SEDOL 2124533									
830	640	41048-00078	00000	10/04/10	12/09/10	21.000	1,154.77	866.70	288.07 S	.00
	TOTAL-SHORT					21.000	1,154.77	866.70	288.07	.00
ASSET 880770102	TERADYNE INCORPORATED									
830	660	40952-00003	00000	08/05/09	09/03/10	86.000	853.64	708.09	145.55 L	.00
	TOTAL-LONG					86.000	853.64	708.09	145.55	.00
ASSET 880915103	TERRA INDUSTRIES INC									
	MERGED 4/15/10 @ \$37.15 P/S									
	SEE 125269100									
830	660	40755-00001	00000	03/18/09	02/19/10	26.000	1,073.79	714.15	359.64 S	.00

TAX CODE	OR-OFF SERIAL	SEQ LOT#	DATES	ACQUIRED	TRADE	UNITS	PROCEEDS	TAX COST	FEDERAL G/L	STATE G/L
ASSET 881624209 TEVA PHARMACEUTICAL INDS LTD										
ADR										
830	612	40771-00051	00000	01/20/09	03/09/10	12.000	736.43	512.41	224.02 L	.00
830	612	40771-00051	00000	06/27/07	03/09/10	73.000	4,479.95	3,003.40	1,476.55 L	.00
830	612	40910-00004	00000	06/27/07	07/26/10	33.000	1,652.41	1,357.70	294.71 L	.00
830	612	40910-00005	00000	06/27/07	07/26/10	26.000	1,297.35	1,069.70	227.65 L	.00
830	612	40910-00005	00000	06/27/07	07/26/10	8.000	399.19	328.86	70.33 L	.00
830	612	40999-00012	00000	06/27/07	10/21/10	49.000	2,612.23	2,014.29	597.94 L	.00
TOTAL-SHORT						26.000	1,073.79	714.15	359.64	.00
TOTAL-LONG						201.000	11,177.56	8,286.36	2,891.20	.00
ASSET 882508104 TEXAS INSTRUMENTS INC										
830	633	40771-00037	00000	05/28/08	03/09/10	21.000	508.42	678.94	170.52-L	.00
830	633	40771-00037	00000	08/06/08	03/09/10	130.000	3,147.39	3,196.45	49.06-L	.00
830	633	40771-00037	00000	10/28/08	03/09/10	16.000	387.37	284.96	102.41 L	.00
TOTAL-LONG						167.000	4,043.18	4,160.35	117.17-	.00
ASSET 88579Y101 3M COMPANY										
830	640	40806-00006	00000	08/14/09	04/13/10	26.000	2,170.35	1,846.94	323.41 S	.00
TOTAL-SHORT						26.000	2,170.35	1,846.94	323.41	.00
ASSET 886547108 TIFFANY & CO NEW										
830	612	40771-00052	00000	01/11/10	03/09/10	48.000	2,203.65	2,254.19	50.54-S	.00
830	612	40771-00052	00000	01/11/10	03/09/10	3.000	137.73	138.24	.51-S	.00
830	612	40844-00007	00000	01/11/10	05/19/10	39.000	1,668.06	1,797.12	129.06-S	.00
830	612	40844-00008	00000	01/11/10	05/19/10	5.000	217.26	230.40	13.14-S	.00
830	612	40844-00008	00000	09/28/09	05/19/10	33.000	1,433.88	1,240.51	193.37 S	.00
830	612	40844-00008	00000	09/01/09	05/19/10	2.000	86.90	69.93	16.97 S	.00
830	612	40942-00001	00000	09/01/09	08/25/10	84.000	3,501.25	2,937.15	564.10 S	.00
830	612	40942-00001	00000	08/27/09	08/25/10	10.000	416.81	335.78	81.03 S	.00
830	612	40942-00002	00000	08/27/09	08/25/10	97.000	4,038.80	3,257.07	781.73 S	.00
TOTAL-SHORT						321.000	13,704.34	12,260.39	1,443.95	.00
ASSET 893521104 TRANSATLANTIC HOLDINGS INC										
830	633	40771-00038	00000	09/29/04	03/09/10	74.000	3,930.83	4,054.46	123.63-L	.00

TAX CODE	OR-OFF SERIAL	SEQ LOT#	DATES	ACQUIRED	TRADE	UNITS	PROCEEDS	TAX COST	FEDERAL G/L	STATE G/L
ASSET 893521104 (CONT'D)						74.000	3,930.83	4,054.46	123.63	.00
TOTAL-LONG										
ASSET 896239100 TRIMBLE NAVIGATION LTD						58.000	1,947.39	1,876.06	71.33	.00
830	640	40903-00004	00000	05/20/08	07/19/10	34.000	964.85	1,164.58	199.73-L	.00
830	640	41048-00079	00000	05/20/08	12/09/10	15.000	614.09	513.78	100.31 L	.00
830	640	41048-00079	00000	01/05/09	12/09/10	9.000	368.45	197.70	170.75 L	.00
TOTAL-LONG										

TAX CODE	OR-OFF SERIAL	SEQ LOT#	DATES	ACQUIRED	TRADE	UNITS	PROCEEDS	TAX COST	FEDERAL G/L	STATE G/L
ASSET 904767704 UNILEVER PLC W/1 SPONSORED ADR						42.000	1,226.93	1,324.67	97.74-S	.00
830	612	40748-00001	00000	12/16/09	02/11/10	40.000	1,168.50	1,256.80	88.30-S	.00
830	612	40748-00001	00000	12/18/09	02/11/10	30.000	876.37	932.43	56.06-S	.00
830	612	40749-00002	00000	12/18/09	02/12/10	39.000	1,141.52	1,212.15	70.63-S	.00
830	612	40749-00002	00000	12/17/09	02/12/10	71.000	2,078.14	2,191.70	113.56-S	.00
830	612	40750-00002	00000	12/17/09	02/16/10	6.000	175.66	185.21	9.55-S	.00
830	612	40750-00002	00000	10/19/09	02/16/10	2.000	58.55	61.40	2.85-S	.00
830	612	40750-00002	00000	10/19/09	02/16/10	75.000	2,195.75	2,298.41	102.66-S	.00
830	612	40750-00002	00000	10/19/09	02/16/10	29.000	849.02	887.65	38.63-S	.00
830	612	40753-00009	00000	10/19/09	02/17/10	70.000	2,070.02	2,142.59	72.57-S	.00
830	612	40753-00009	00000	11/11/09	02/17/10	32.000	946.30	976.65	30.35-S	.00
830	612	40753-00010	00000	11/11/09	02/17/10	101.000	2,984.75	3,082.55	97.80-S	.00
830	612	40770-00005	00000	11/11/09	03/08/10	17.000	509.21	518.85	9.64-S	.00
830	612	40770-00005	00000	11/09/09	03/08/10	118.000	3,534.55	3,592.50	57.95-S	.00
830	612	40770-00005	00000	11/05/09	03/08/10	120.000	3,594.46	3,589.20	5.26 S	.00
830	612	40770-00005	00000	11/05/09	03/08/10	122.000	3,654.37	3,625.06	29.31 S	.00
830	612	41048-00007	00000	07/23/10	12/09/10	37.000	1,112.72	1,113.31	.59-S	.00
830	612	41048-00008	00000	07/23/10	12/09/10	11.000	330.38	330.98	.60-S	.00
830	612	41048-00008	00000	07/23/10	12/09/10	25.000	750.85	748.65	2.20 S	.00
830	612	41049-00011	00000	07/23/10	12/10/10	25.000	748.35	748.64	.29 S	.00
830	612	41049-00011	00000	07/22/10	12/10/10	81.000	2,424.67	2,419.47	5.20 S	.00
830	612	41049-00012	00000	07/22/10	12/10/10	15.000	449.71	448.05	1.66 S	.00
830	612	41049-00012	00000	07/21/10	12/10/10	99.000	2,968.09	2,907.59	60.50 S	.00
830	612	41049-00012	00000	07/21/10	12/10/10	98.000	2,938.11	2,877.39	60.72 S	.00

TAX CODE	OR-OFF SERIAL	SEQ LOT#	DATES	ACQUIRED	TRADE	UNITS	PROCEEDS	TAX COST	FEDERAL G/L	STATE G/L
ASSET 904767704 (CONT'D)										
TOTAL-SHORT										
ASSET 907818108 UNION PACIFIC CORP										
830	612	40771-00053	00000	10/23/09	03/09/10	39.000	2,777.19	2,233.27	543.92 S	.00
830	612	40841-00011	00000	10/23/09	05/18/10	23.000	1,672.61	1,317.05	355.56 S	.00
830	612	40848-00013	00000	10/23/09	05/25/10	23.000	1,554.88	1,317.06	237.82 S	.00
830	612	40848-00014	00000	10/23/09	05/25/10	21.000	1,436.98	1,202.53	234.45 S	.00
830	612	40854-00009	00000	10/23/09	05/28/10	1.000	71.43	57.26	14.17 S	.00
830	612	40854-00009	00000	10/23/09	05/28/10	16.000	1,142.85	908.67	234.18 S	.00
830	612	40854-00010	00000	10/23/09	05/28/10	18.000	1,280.39	1,022.25	258.14 S	.00
TOTAL-SHORT										
						141.000	9,936.33	8,058.09	1,878.24	.00
ASSET 911312106 UNITED PARCEL SERVICE CL B										
830	633	40909-00001	00000	02/04/10	07/23/10	146.000	9,276.89	8,417.70	859.19 S	.00
TOTAL-SHORT										
						146.000	9,276.89	8,417.70	859.19	.00
ASSET 912909108 UNITED STS STL CORP NEW										
830	660	40720-00001	00000	08/07/09	01/14/10	14.000	885.78	623.45	262.33 S	.00
830	660	40728-00002	00000	08/07/09	01/25/10	2.000	111.80	89.06	22.74 S	.00
830	660	40728-00002	00000	08/17/09	01/25/10	15.000	838.52	644.09	194.43 S	.00
830	660	40880-00002	00000	03/08/10	06/24/10	15.000	640.55	914.70	274.15-S	.00
TOTAL-SHORT										
						46.000	2,476.65	2,271.30	205.35	.00
ASSET 913017109 UNITED TECHNOLOGIES CORP										
830	612	40771-00054	00000	01/11/10	03/09/10	16.000	1,149.27	1,145.12	4.15 S	.00
830	612	40771-00054	00000	03/03/10	03/09/10	24.000	1,723.89	1,683.36	40.53 S	.00
830	612	40771-00054	00000	03/02/10	03/09/10	3.000	215.49	209.88	5.61 S	.00
830	612	40865-00006	00000	04/19/10	06/09/10	25.000	1,604.85	1,834.43	229.58-S	.00
830	612	40866-00003	00000	04/19/10	06/10/10	12.000	780.35	880.53	100.18-S	.00
830	612	40866-00004	00000	04/19/10	06/10/10	1.000	64.90	73.38	8.48-S	.00
830	612	40866-00004	00000	03/02/10	06/10/10	8.000	519.21	559.68	40.47-S	.00
830	640	40981-00003	00000	01/31/08	10/05/10	14.000	1,008.10	1,029.55	21.45-L	.00
830	640	40981-00003	00000	01/28/08	10/05/10	22.000	1,584.16	1,611.74	27.58-L	.00
830	612	40992-00011	00000	08/11/10	10/14/10	23.000	1,694.69	1,651.76	42.93 S	.00
830	612	40992-00011	00000	08/11/10	10/14/10	15.000	1,105.24	1,074.23	31.01 S	.00

TAX CODE	OR-OFF SERIAL	SEQ LOT#	DATES	ACQUIRED	TRADE	UNITS	PROCEEDS	TAX COST	FEDERAL G/L	STATE G/L
ASSET 913017109 (CONT'D)						163.000	11,450.15	11,753.66	254.48	.00
TOTAL-SHORT									49.03	.00
TOTAL-LONG										
ASSET 91307C102 UNITED THERAPEUTICS CORP DEL						12.000	743.62	680.49	63.13	.00
830	640	41048-00080	00000	09/30/10	12/09/10	12.000	743.62	680.49	63.13	.00
TOTAL-SHORT										
TOTAL-LONG										
ASSET 917047102 URBAN OUTFITTERS INC						32.000	1,156.19	654.21	501.98	.00
830	660	40782-00001	00000	05/05/09	03/18/10	32.000	1,156.19	654.21	501.98	.00
TOTAL-SHORT										
TOTAL-LONG										
ASSET 921937868 VANGUARD TOTAL BOND MARKET						177.484	1,915.05	1,936.35	21.30	.00
831	000	40953-00001	00000	08/31/10	09/09/10	177.484	1,915.05	1,936.35	21.30	.00
831	000	40953-00001	00000	07/31/10	09/09/10	182.688	1,971.20	1,969.38	1.82	.00
831	000	40953-00001	00000	06/30/10	09/09/10	182.669	1,971.00	1,956.39	14.61	.00
831	000	40953-00001	00000	05/31/10	09/09/10	193.474	2,087.58	2,045.02	42.56	.00
831	000	40953-00001	00000	04/30/10	09/09/10	187.363	2,021.65	1,969.18	52.47	.00
831	000	40953-00001	00000	01/31/10	09/09/10	198.056	2,137.02	2,075.63	61.39	.00
831	000	40953-00001	00000	02/28/10	09/09/10	186.515	2,012.50	1,952.81	59.69	.00
831	000	40953-00001	00000	03/31/10	09/09/10	194.577	2,099.49	2,029.44	70.05	.00
831	000	40953-00001	00000	12/31/09	09/09/10	203.805	2,199.06	2,109.38	89.68	.00
831	000	40953-00001	00000	04/15/09	09/09/10	3,390.681	36,585.45	34,381.51	2,203.94	.00
TOTAL-SHORT						5,097.312	55,000.00	52,425.09	370.97	.00
TOTAL-LONG									2,203.94	.00
ASSET 92220P105 VARIAN MEDICAL SYSTEMS INC						13.000	875.79	357.95	517.84	.00
830	640	41048-00081	00000	03/06/09	12/09/10	13.000	875.79	357.95	517.84	.00
TOTAL-LONG										
ASSET 922417100 VEECO INSTRUMENTS INC DEL						13.000	600.19	593.58	6.61	.00
830	640	41048-00082	00000	05/07/10	12/09/10	13.000	600.19	593.58	6.61	.00

TAX CODE	OR-OFF SERIAL	SEQ LOT#	ACQUIRED	TRADE	UNITS	PROCEEDS	TAX COST	FEDERAL G/L	STATE G/L
ASSET 922417100 (CONT'D)					13.000	600.19	593.58	6.61	.00
TOTAL-SHORT									
ASSET 92532F100 VERTEX PHARMACEUTICALS INC					46.000	1,927.83	1,626.73	301.10 S	.00
830	612	40771-00055	00000	08/06/09	03/09/10	251.46	199.81	51.65 L	.00
830	612	40771-00055	00000	02/20/09	03/09/10	1,206.50	1,315.47	108.97-S	.00
830	612	41040-00003	00000	06/18/10	12/01/10	109.54	109.03	8.49-S	.00
830	612	41040-00003	00000	06/22/10	12/01/10	669.21	726.85	57.64-S	.00
830	612	41041-00002	00000	10/07/10	12/02/10	702.68	729.26	26.58-S	.00
830	612	41042-00004	00000	10/07/10	12/03/10	470.52	486.17	15.65-S	.00
830	612	41042-00004	00000	02/20/09	12/03/10	873.83	865.85	7.98 L	.00
830	612	41042-00005	00000	02/20/09	12/03/10	1,271.92	1,265.47	6.45 L	.00
TOTAL-SHORT					210.000	7,474.49	7,324.64	83.77	.00
TOTAL-LONG								66.08	.00

TAX CODE	OR-OFF SERIAL	SEQ LOT#	ACQUIRED	TRADE	UNITS	PROCEEDS	TAX COST	FEDERAL G/L	STATE G/L
ASSET 92826C839 VISA INC					26.000	2,236.88	1,711.25	525.63 L	.00
830	612	40712-00016	00000	09/23/08	01/07/10	258.10	193.50	64.60 L	.00
830	612	40712-00017	00000	09/18/08	01/07/10	2,410.25	1,805.97	604.28 L	.00
830	612	40771-00056	00000	03/03/10	03/09/10	4,529.94	4,349.35	180.59 S	.00
830	612	40771-00056	00000	03/03/10	03/09/10	3,261.56	3,122.02	139.54 S	.00
830	612	40876-00021	00000	03/03/10	06/22/10	1,187.81	1,300.84	113.03-S	.00
830	612	40876-00021	00000	05/27/10	06/22/10	1,504.55	1,405.81	98.74 S	.00
830	612	40876-00021	00000	09/18/08	06/22/10	395.94	322.50	73.44 L	.00
830	612	40876-00022	00000	09/18/08	06/22/10	1,202.92	967.48	235.44 L	.00
830	612	40876-00022	00000	03/19/08	06/22/10	1,844.47	1,377.88	466.59 L	.00
830	612	40956-00006	00000	03/19/08	09/08/10	890.88	778.80	112.08 L	.00
830	612	40971-00003	00000	03/19/08	09/23/10	2,921.44	2,456.23	465.21 L	.00
830	612	41050-00003	00000	03/19/08	12/13/10	1,618.94	1,198.16	420.78 L	.00
830	612	41050-00004	00000	03/19/08	12/13/10	1,457.97	1,078.35	379.62 L	.00
TOTAL-SHORT					312.000	25,721.65	22,068.14	305.84	.00
TOTAL-LONG								3,347.67	.00

TAX CODE	OR-OFF SERIAL	SEQ LOT#	ACQUIRED	TRADE	UNITS	PROCEEDS	TAX COST	FEDERAL G/L	STATE G/L
ASSET 928563402 VMWARE INC CLASS A					28.000	1,520.10	1,255.98	264.12 S	.00
830	612	40771-00057	00000	10/16/09	03/09/10	1,954.41	1,614.47	339.94 S	.00
830	640	40888-00005	00000	02/24/10	07/01/10	1,618.88	1,254.62	364.26 S	.00

REPORT: TMS-TX-23
 BANK 21 PNC BANK (21)
 REGION 10 PITTSBURGH
 OFFICE 001 C & E

GAIN/LOSS FEDERAL REPORT INTERNAL USE ONLY
 ACCOUNT 0333396 MAYER CHARITABLE FOUNDATION
 FROM: 01/01/10 TO: 12/31/10

PAGE: 64
 RUN DATE: 05/09/11

TAX CODE	OR-OFF SERIAL	SEQ LOT#	ACQUIRED	TRADE	UNITS	PROCEEDS	TAX COST	FEDERAL G/L	STATE G/L
ASSET 928563402 (CONT'D)									
TOTAL-SHORT									
ASSET 929160109 VULCAN MATERIALS CO									
830	660	40887-00004	00000	05/19/09	14.000	617.58	610.01	7.57 L	.00
830	633	41044-00004	00000	04/20/09	55.000	2,334.92	2,751.10	416.18-L	.00
830	633	41044-00004	00000	09/29/04	135.000	5,731.17	6,658.20	927.03-L	.00
TOTAL-LONG									
ASSET 929297109 WMS INDUSTRIES INC									
830	640	40925-00001	00000	03/16/10	34.000	1,270.23	1,345.45	75.22-S	.00
TOTAL-SHORT									
ASSET 939640108 WASHINGTON POST CO									
CLASS B									
830	660	41048-00002	00000	04/28/10	1.000	400.00	525.11	125.11-S	.00
830	660	41048-00002	00000	05/05/10	1.000	399.99	500.08	100.09-S	.00
TOTAL-SHORT									
ASSET 941848103 WATERS CORP									
830	640	41048-00083	00000	10/01/08	16.000	1,263.49	930.64	332.85 L	.00
TOTAL-LONG									
ASSET 949746101 WELLS FARGO & COMPANY									
830	633	40771-00039	00000	09/29/04	380.000	11,031.63	11,244.20	212.57-L	.00
TOTAL-LONG									
ASSET 966387102 WHITING PETROLEUM CORP									
830	660	40833-00003	00000	06/15/09	9.000	752.50	383.11	369.39 S	.00
830	660	40844-00002	00000	06/15/09	7.000	545.75	297.98	247.77 S	.00
830	660	40894-00002	00000	06/15/09	3.000	233.36	127.70	105.66 L	.00
830	660	40894-00002	00000	07/20/09	10.000	777.87	396.18	381.69 S	.00

Application for Extension of Time To File an Exempt Organization Return

▶ **File a separate application for each return.**

- If you are filing for an **Automatic 3-Month Extension**, complete only **Part I** and check this box **X**
- If you are filing for an **Additional (Not Automatic) 3-Month Extension**, complete only **Part II** (on page 2 of this form).

Do not complete Part II unless you have already been granted an automatic 3-month extension on a previously filed Form 8868.

Electronic filing (e-file). You can electronically file Form 8868 if you need a 3-month automatic extension of time to file (6 months for a corporation required to file Form 990-T), or an additional (not automatic) 3-month extension of time. You can electronically file Form 8868 to request an extension of time to file any of the forms listed in Part I or Part II with the exception of Form 8870, Information Return for Transfers Associated With Certain Personal Benefit Contracts, which must be sent to the IRS in paper format (see instructions). For more details on the electronic filing of this form, visit www.irs.gov/efile and click on *e-file for Charities & Nonprofits*.

Part I Automatic 3-Month Extension of Time. Only submit original (no copies needed).

A corporation required to file Form 990-T and requesting an automatic 6-month extension - check this box and complete

Part I only

All other corporations (including 1120-C filers), partnerships, REMICs, and trusts must use Form 7004 to request an extension of time to file income tax returns.

Type or print	Name of exempt organization ARTHUR MAYER CHARITABLE FOUNDATION	Employer identification number 25-6155876
File by the due date for filing your return. See instructions.	Number, street, and room or suite no. If a P.O. box, see instructions. PNC BANK NA 620 LIBERTY AVENUE, NO. 10THFL	
	City, town or post office, state, and ZIP code. For a foreign address, see instructions. PITTSBURGH, PA 15222	

Enter the Return code for the return that this application is for (file a separate application for each return) 01

Application Is For	Return Code	Application Is For	Return Code
Form 990	01	Form 990-T (corporation)	07
Form 990-BL	02	Form 1041-A	08
Form 990-EZ	03	Form 4720	09
Form 990-PF	04	Form 5227	10
Form 990-T (sec. 401(a) or 408(a) trust)	05	Form 6069	11
Form 990-T (trust other than above)	06	Form 8870	12

PNC BANK TRUSTEE

• The books are in the care of ▶ **620 LIBERTY AVENUE 10TH FL - PITTSBURGH, PA 15222-2705**

Telephone No. ▶ **412-762-5091**

FAX No. ▶ _____

• If the organization does not have an office or place of business in the United States, check this box

• If this is for a Group Return, enter the organization's four digit Group Exemption Number (GEN) _____. If this is for the whole group, check this box . If it is for part of the group, check this box and attach a list with the names and EINs of all members the extension is for.

1 I request an automatic 3-month (6 months for a corporation required to file Form 990-T) extension of time until **AUGUST 15, 2011**, to file the exempt organization return for the organization named above. The extension is for the organization's return for:
 ▶ calendar year **2010** or
 ▶ tax year beginning _____, and ending _____.

2 If the tax year entered in line 1 is for less than 12 months, check reason: Initial return Final return Change in accounting period

3a If this application is for Form 990-BL, 990-PF, 990-T, 4720, or 6069, enter the tentative tax, less any nonrefundable credits. See instructions.	3a	\$	0.
b If this application is for Form 990-PF, 990-T, 4720, or 6069, enter any refundable credits and estimated tax payments made. Include any prior year overpayment allowed as a credit.	3b	\$	0.
c Balance due. Subtract line 3b from line 3a. Include your payment with this form, if required, by using EFTPS (Electronic Federal Tax Payment System). See instructions.	3c	\$	0.

Caution. If you are going to make an electronic fund withdrawal with this Form 8868, see Form 8453-EO and Form 8879-EO for payment instructions.

LHA For Paperwork Reduction Act Notice, see Instructions.

21-10-001-033396

PA

If you are filing for an Additional (Not Automatic) 3-Month Extension, complete only Part II and check this box

Note. Only complete Part II if you have already been granted an automatic 3 month extension on a previously filed Form 8868.

If you are filing for an Automatic 3-Month Extension, complete only Part I (on page 1).

Part II Additional (Not Automatic) 3-Month Extension of Time. Only file the original (no copies needed).	
Type or print	Name of exempt organization ARTHUR MAYER CHARITABLE FOUNDATION
Employer identification number	25-6155876
File by the extended due date for filing your return See instructions	Number, street, and room or suite no. If a P O. box, see instructions. PNC BANK NA 620 LIBERTY AVENUE, NO. 10THFL
	City, town or post office, state, and ZIP code For a foreign address, see instructions. PITTSBURGH, PA 15222

Enter the Return code for the return that this application is for (file a separate application for each return)

01

Application Is For	Return Code	Application Is For	Return Code
Form 990	01		
Form 990-BL	02	Form 1041-A	08
Form 990-EZ	03	Form 4720	09
Form 990-PF	04	Form 5227	10
Form 990-T (sec. 401(a) or 408(a) trust)	05	Form 6069	11
Form 990-T (trust other than above)	06	Form 8870	12

STOP! Do not complete Part II if you were not already granted an automatic 3-month extension on a previously filed Form 8868.

PNC BANK TRUSTEE

The books are in the care of **620 LIBERTY AVENUE 10TH FL - PITTSBURGH, PA 15222-2705**
Telephone No **412-762-5091** FAX No. _____

If the organization does not have an office or place of business in the United States, check this box
If this is for a Group Return, enter the organization's four digit Group Exemption Number (GEN) _____. If this is for the whole group, check this box . If it is for part of the group, check this box and attach a list with the names and EINs of all members the extension is for.

- I request an additional 3-month extension of time until **NOVEMBER 15, 2011.**
- For calendar year **2010**, or other tax year beginning _____, and ending _____
- If the tax year entered in line 5 is for less than 12 months, check reason: Initial return Final return
 Change in accounting period
- State in detail why you need the extension
ADDITIONAL TIME IS REQUIRED TO FILE A COMPLETE AND ACCURATE TAX RETURN

8a	If this application is for Form 990-BL, 990-PF, 990-T, 4720, or 6069, enter the tentative tax, less any nonrefundable credits. See instructions.	8a	\$	0.
8b	If this application is for Form 990-PF, 990-T, 4720, or 6069, enter any refundable credits and estimated tax payments made. Include any prior year overpayment allowed as a credit and any amount paid previously with Form 8868.	8b	\$	0.
8c	Balance due. Subtract line 8b from line 8a. Include your payment with this form, if required, by using EFTPS (Electronic Federal Tax Payment System). See instructions	8c	\$	0.

Signature and Verification

Under penalties of perjury, I declare that I have examined this form, including accompanying schedules and statements, and to the best of my knowledge and belief, it is true, correct, and complete, and that I am authorized to prepare this form.

Signature **PNC Bank John A. [Signature]** Title **ASSISTANT VICE PRESIDENT** Date **8/4/11**