



See a Social Security Number? Say Something!
Report Privacy Problems to <https://public.resource.org/privacy>
Or call the IRS Identity Theft Hotline at 1-800-908-4490



Return of Private Foundation
or Section 4947(a)(1) Nonexempt Charitable Trust
Treated as a Private Foundation

2010

Department of the Treasury
Internal Revenue Service

Note The foundation may be able to use a copy of this return to satisfy state reporting requirements.


For calendar year 2010, or tax year beginning , and ending

G Check all that apply: Initial return Initial return of a former public charity Final return
 Amended return Address change Name change

Name of foundation ROCKWELL FOUNDATION		A Employer identification number 25-6035975
Number and street (or P O box number if mail is not delivered to street address) C/O PNC BANK, CO-TRUSTEE, 620 LIBERTY AVE		B Telephone number 412-762-3787
Room/suite 10TH FL		
City or town, state, and ZIP code PITTSBURGH, PA 15222-2705		C If exemption application is pending, check here <input type="checkbox"/>
D 1 Foreign organizations, check here <input type="checkbox"/>		D 2. Foreign organizations meeting the 85% test, check here and attach computation <input type="checkbox"/>
H Check type of organization: <input checked="" type="checkbox"/> Section 501(c)(3) exempt private foundation <input type="checkbox"/> Section 4947(a)(1) nonexempt charitable trust <input type="checkbox"/> Other taxable private foundation		E If private foundation status was terminated under section 507(b)(1)(A), check here <input type="checkbox"/>
I Fair market value of all assets at end of year (from Part II, col (c), line 16) \$ 9,145,018.	J Accounting method: <input checked="" type="checkbox"/> Cash <input type="checkbox"/> Accrual <input type="checkbox"/> Other (specify)	F If the foundation is in a 60-month termination under section 507(b)(1)(B), check here <input type="checkbox"/>

Part I Analysis of Revenue and Expenses (The total of amounts in columns (b), (c), and (d) may not necessarily equal the amounts in column (a))		(a) Revenue and expenses per books	(b) Net investment income	(c) Adjusted net income	(d) Disbursements for charitable purposes (cash basis only)
1	Contributions, gifts, grants, etc., received			N/A	
2	Check <input checked="" type="checkbox"/> if the foundation is not required to attach Sch B				
3	Interest on savings and temporary cash investments				
4	Dividends and interest from securities	207,690.	207,690.		STATEMENT 2
5a	Gross rents				
b	Net rental income or (loss)				
6a	Net gain or (loss) from sale of assets not on line 10	201,632.			STATEMENT 1
b	Gross sales price for all assets on line 6a 2,164,142.				
7	Capital gain net income (from Part IV, line 2)		217,818.		
8	Net short-term capital gain				
9	Income modifications				
10a	Gross sales less returns and allowances				
b	Less: Cost of goods sold				
c	Gross profit or (loss)				
11	Other income	8,470.	12.		STATEMENT 3
12	Total. Add lines 1 through 11	417,792.	425,520.		
13	Compensation of officers, directors, trustees, etc	42,192.	33,754.		8,438.
14	Other employee salaries and wages				
15	Pension plans, employee benefits				
16a	Legal fees STMT 4	10,113.	1,517.		8,596.
b	Accounting fees STMT 5	2,000.	0.		2,000.
c	Other professional fees				
17	Interest				
18	Taxes STMT 6	5,967.	72.		0.
19	Depreciation and depletion				
20	Occupancy				
21	Travel, conferences, and meetings				
22	Printing and publications				
23	Other expenses STMT 7	4,500.	4,500.		0.
24	Total operating and administrative expenses Add lines 13 through 23	64,772.	39,843.		19,034.
25	Contributions, gifts, grants paid	60,000.			60,000.
26	Total expenses and disbursements Add lines 24 and 25	124,772.	39,843.		79,034.
27	Subtract line 26 from line 12:				
a	Excess of revenue over expenses and disbursements	293,020.			
b	Net investment income (if negative, enter -0-)		385,677.		
c	Adjusted net income (if negative, enter -0-)			N/A	

SCANNED AUG 15 2011



614 10

Part II Balance Sheets		Attached schedules and amounts in the description column should be for end-of-year amounts only			
		Beginning of year (a) Book Value	End of year (b) Book Value	(c) Fair Market Value	
Assets	1	Cash - non-interest-bearing			
	2	Savings and temporary cash investments	367,196.	342,218.	342,218.
	3	Accounts receivable ▶			
		Less: allowance for doubtful accounts ▶			
	4	Pledges receivable ▶			
		Less: allowance for doubtful accounts ▶			
	5	Grants receivable			
	6	Receivables due from officers, directors, trustees, and other disqualified persons			
	7	Other notes and loans receivable ▶			
		Less: allowance for doubtful accounts ▶			
	8	Inventories for sale or use			
	9	Prepaid expenses and deferred charges			
	10a	Investments - U.S. and state government obligations			
	b	Investments - corporate stock STMT 9	3,532,274.	3,750,043.	5,051,063.
	c	Investments - corporate bonds STMT 10	40,835.	25,758.	29,281.
11	Investments - land, buildings, and equipment basis ▶				
	Less: accumulated depreciation ▶				
12	Investments - mortgage loans				
13	Investments - other STMT 11	3,386,503.	3,510,320.	3,722,456.	
14	Land, buildings, and equipment: basis ▶				
	Less: accumulated depreciation ▶				
15	Other assets (describe ▶)				
	16 Total assets (to be completed by all filers)	7,326,808.	7,628,339.	9,145,018.	
Liabilities	17	Accounts payable and accrued expenses			
	18	Grants payable			
	19	Deferred revenue			
	20	Loans from officers, directors, trustees, and other disqualified persons			
	21	Mortgages and other notes payable			
	22	Other liabilities (describe ▶)			
	23 Total liabilities (add lines 17 through 22)	0.	0.		
Net Assets or Fund Balances	Foundations that follow SFAS 117, check here ▶ <input type="checkbox"/>				
	and complete lines 24 through 26 and lines 30 and 31				
	24	Unrestricted			
	25	Temporarily restricted			
	26	Permanently restricted			
	Foundations that do not follow SFAS 117, check here ▶ <input checked="" type="checkbox"/>				
	and complete lines 27 through 31				
27	Capital stock, trust principal, or current funds	7,014,260.	7,224,966.		
28	Paid-in or capital surplus, or land, bldg., and equipment fund	0.	0.		
29	Retained earnings, accumulated income, endowment, or other funds	312,548.	403,373.		
	30 Total net assets or fund balances	7,326,808.	7,628,339.		
	31 Total liabilities and net assets/fund balances	7,326,808.	7,628,339.		

Part III Analysis of Changes in Net Assets or Fund Balances

1	Total net assets or fund balances at beginning of year - Part II, column (a), line 30 (must agree with end-of-year figure reported on prior year's return)	1	7,326,808.
2	Enter amount from Part I, line 27a	2	293,020.
3	Other increases not included in line 2 (itemize) ▶ REFUND OF 2009 EXCISE TAXES	3	8,614.
4	Add lines 1, 2, and 3	4	7,628,442.
5	Decreases not included in line 2 (itemize) ▶ SEE STATEMENT 8	5	103.
6	Total net assets or fund balances at end of year (line 4 minus line 5) - Part II, column (b), line 30	6	7,628,339.

Part IV Capital Gains and Losses for Tax on Investment Income

(a) List and describe the kind(s) of property sold (e.g., real estate, 2-story brick warehouse, or common stock, 200 shs. MLC Co)	(b) How acquired P - Purchase D - Donation	(c) Date acquired (mo., day, yr)	(d) Date sold (mo., day, yr.)
1a LONG TERM CAPITAL GAIN DIVIDEND			
b SHORT TERM CAPITAL GAIN DIVIDEND			
c SALES OF PUBLICALLY TRADED SECURITIES	P		
d CLASS ACTION SETTLEMENTS	P		
e			

(e) Gross sales price	(f) Depreciation allowed (or allowable)	(g) Cost or other basis plus expense of sale	(h) Gain or (loss) (e) plus (f) minus (g)
a 6,912.			6,912.
b 1,352.			1,352.
c 2,155,878.		1,954,679.	201,199.
d 8,415.		60.	8,355.
e			

Complete only for assets showing gain in column (h) and owned by the foundation on 12/31/69			(l) Gains (Col (h) gain minus col. (k), but not less than -0-) or Losses (from col. (h))
(i) F.M.V. as of 12/31/69	(j) Adjusted basis as of 12/31/69	(k) Excess of col (i) over col. (j), if any	
a			6,912.
b			1,352.
c			201,199.
d			8,355.
e			

2 Capital gain net income or (net capital loss)	{ If gain, also enter in Part I, line 7 If (loss), enter -0- in Part I, line 7	2	217,818.
3 Net short-term capital gain or (loss) as defined in sections 1222(5) and (6): If gain, also enter in Part I, line 8, column (c). If (loss), enter -0- in Part I, line 8		3	N/A

Part V Qualification Under Section 4940(e) for Reduced Tax on Net Investment Income

(For optional use by domestic private foundations subject to the section 4940(a) tax on net investment income)

If section 4940(d)(2) applies, leave this part blank.

Was the foundation liable for the section 4942 tax on the distributable amount of any year in the base period?

Yes No

If "Yes," the foundation does not qualify under section 4940(e). Do not complete this part.

1 Enter the appropriate amount in each column for each year; see instructions before making any entries.

(a) Base period years Calendar year (or tax year beginning in)	(b) Adjusted qualifying distributions	(c) Net value of noncharitable-use assets	(d) Distribution ratio (col. (b) divided by col. (c))
2009	73,067.	7,142,455.	.010230
2008	6,023,023.	9,748,896.	.617816
2007	821,708.	15,875,586.	.051759
2006	588,497.	14,372,691.	.040945
2005	515,412.	13,301,020.	.038750

2 Total of line 1, column (d)	2	.759500
3 Average distribution ratio for the 5-year base period - divide the total on line 2 by 5, or by the number of years the foundation has been in existence if less than 5 years	3	.151900
4 Enter the net value of noncharitable-use assets for 2010 from Part X, line 5	4	7,985,030.
5 Multiply line 4 by line 3	5	1,212,926.
6 Enter 1% of net investment income (1% of Part I, line 27b)	6	3,857.
7 Add lines 5 and 6	7	1,216,783.
8 Enter qualifying distributions from Part XII, line 4 If line 8 is equal to or greater than line 7, check the box in Part VI, line 1b, and complete that part using a 1% tax rate. See the Part VI instructions	8	79,034.

Part VI Excise Tax Based on Investment Income (Section 4940(a), 4940(b), 4940(e), or 4948 - see instructions)

1a	Exempt operating foundations described in section 4940(d)(2), check here <input type="checkbox"/> and enter "N/A" on line 1. Date of ruling or determination letter: _____ (attach copy of letter if necessary-see instructions)		
b	Domestic foundations that meet the section 4940(e) requirements in Part V, check here <input type="checkbox"/> and enter 1% of Part I, line 27b	1	7,714.
c	All other domestic foundations enter 2% of line 27b. Exempt foreign organizations enter 4% of Part I, line 12, col (b).		
2	Tax under section 511 (domestic section 4947(a)(1) trusts and taxable foundations only. Others enter -0-)	2	0.
3	Add lines 1 and 2	3	7,714.
4	Subtitle A (income) tax (domestic section 4947(a)(1) trusts and taxable foundations only. Others enter -0-)	4	0.
5	Tax based on investment income. Subtract line 4 from line 3. If zero or less, enter -0-	5	7,714.
6	Credits/Payments.		
a	2010 estimated tax payments and 2009 overpayment credited to 2010	6a	7,607.
b	Exempt foreign organizations - tax withheld at source	6b	
c	Tax paid with application for extension of time to file (Form 8868)	6c	103.
d	Backup withholding erroneously withheld	6d	
7	Total credits and payments. Add lines 6a through 6d	7	7,710.
8	Enter any penalty for underpayment of estimated tax. Check here <input type="checkbox"/> if Form 2220 is attached	8	
9	Tax due If the total of lines 5 and 8 is more than line 7, enter amount owed	9	4.
10	Overpayment If line 7 is more than the total of lines 5 and 8, enter the amount overpaid	10	
11	Enter the amount of line 10 to be credited to 2011 estimated tax <input type="checkbox"/> Refunded <input type="checkbox"/>	11	

Part VII-A Statements Regarding Activities

	Yes	No
1a		X
1b		X
If the answer is "Yes" to 1a or 1b, attach a detailed description of the activities and copies of any materials published or distributed by the foundation in connection with the activities		
1c		X
d Enter the amount (if any) of tax on political expenditures (section 4955) imposed during the year: (1) On the foundation <input type="checkbox"/> \$ 0. (2) On foundation managers <input type="checkbox"/> \$ 0.		
e Enter the reimbursement (if any) paid by the foundation during the year for political expenditure tax imposed on foundation managers. <input type="checkbox"/> \$ 0.		
2		X
If "Yes," attach a detailed description of the activities		
3		X
4a Did the foundation have unrelated business gross income of \$1,000 or more during the year?		
4b		X
b If "Yes," has it filed a tax return on Form 990-T for this year?		
5		X
If "Yes," attach the statement required by General Instruction T.		
6 Are the requirements of section 508(e) (relating to sections 4941 through 4945) satisfied either: • By language in the governing instrument, or • By state legislation that effectively amends the governing instrument so that no mandatory directions that conflict with the state law remain in the governing instrument?		
6	X	
7	X	
7 Did the foundation have at least \$5,000 in assets at any time during the year? If "Yes," complete Part II, col (c), and Part XV		
8a Enter the states to which the foundation reports or with which it is registered (see instructions) <input type="checkbox"/> PA		
b If the answer is "Yes" to line 7, has the foundation furnished a copy of Form 990-PF to the Attorney General (or designate) of each state as required by General Instruction G? If "No," attach explanation		
8b	X	
9 Is the foundation claiming status as a private operating foundation within the meaning of section 4942(j)(3) or 4942(j)(5) for calendar year 2010 or the taxable year beginning in 2010 (see instructions for Part XIV)? If "Yes," complete Part XIV		
9		X
10 Did any persons become substantial contributors during the tax year? If "Yes," attach a schedule listing their names and addresses		
10		X

N/A

Part VII-A Statements Regarding Activities (continued)

11	At any time during the year, did the foundation, directly or indirectly, own a controlled entity within the meaning of section 512(b)(13)? If "Yes," attach schedule (see instructions)			X
12	Did the foundation acquire a direct or indirect interest in any applicable insurance contract before August 17, 2008?			X
13	Did the foundation comply with the public inspection requirements for its annual returns and exemption application? Website address ▶ N/A	X		
14	The books are in care of ▶ PNC BANK N.A. Telephone no. ▶ 412-762-3787 Located at ▶ 620 LIBERTY AVENUE 10TH FLOOR, PITTSBURGH, PA ZIP+4 ▶ 15222-2705			
15	Section 4947(a)(1) nonexempt charitable trusts filing Form 990-PF in lieu of Form 1041 - Check here and enter the amount of tax-exempt interest received or accrued during the year		15	N/A
16	At any time during calendar year 2010, did the foundation have an interest in or a signature or other authority over a bank, securities, or other financial account in a foreign country? See page 20 of the instructions for exceptions and filing requirements for Form TD F 90-22.1. If "Yes," enter the name of the foreign country ▶		16	Yes No X

Part VII-B Statements Regarding Activities for Which Form 4720 May Be Required

File Form 4720 if any item is checked in the "Yes" column, unless an exception applies.

		Yes	No
1a	During the year did the foundation (either directly or indirectly):		
(1)	Engage in the sale or exchange, or leasing of property with a disqualified person? <input type="checkbox"/> Yes <input checked="" type="checkbox"/> No		
(2)	Borrow money from, lend money to, or otherwise extend credit to (or accept it from) a disqualified person? <input type="checkbox"/> Yes <input checked="" type="checkbox"/> No		
(3)	Furnish goods, services, or facilities to (or accept them from) a disqualified person? <input type="checkbox"/> Yes <input checked="" type="checkbox"/> No		
(4)	Pay compensation to, or pay or reimburse the expenses of, a disqualified person? <input checked="" type="checkbox"/> Yes <input type="checkbox"/> No		
(5)	Transfer any income or assets to a disqualified person (or make any of either available for the benefit or use of a disqualified person)? <input type="checkbox"/> Yes <input checked="" type="checkbox"/> No		
(6)	Agree to pay money or property to a government official? (Exception - Check "No" if the foundation agreed to make a grant to or to employ the official for a period after termination of government service, if terminating within 90 days.) <input type="checkbox"/> Yes <input checked="" type="checkbox"/> No		
b	If any answer is "Yes" to 1a(1)-(6), did any of the acts fail to qualify under the exceptions described in Regulations section 53.4941(d)-3 or in a current notice regarding disaster assistance (see page 22 of the instructions)? Organizations relying on a current notice regarding disaster assistance check here ▶ <input type="checkbox"/>	1b	X
c	Did the foundation engage in a prior year in any of the acts described in 1a, other than excepted acts, that were not corrected before the first day of the tax year beginning in 2010?	1c	X
2	Taxes on failure to distribute income (section 4942) (does not apply for years the foundation was a private operating foundation defined in section 4942(j)(3) or 4942(j)(5)).		
a	At the end of tax year 2010, did the foundation have any undistributed income (lines 6d and 6e, Part XIII) for tax year(s) beginning before 2010? <input type="checkbox"/> Yes <input checked="" type="checkbox"/> No If "Yes," list the years ▶ _____, _____, _____		
b	Are there any years listed in 2a for which the foundation is not applying the provisions of section 4942(a)(2) (relating to incorrect valuation of assets) to the year's undistributed income? (If applying section 4942(a)(2) to all years listed, answer "No" and attach statement - see instructions.) N/A	2b	
c	If the provisions of section 4942(a)(2) are being applied to any of the years listed in 2a, list the years here. ▶ _____, _____, _____		
3a	Did the foundation hold more than a 2% direct or indirect interest in any business enterprise at any time during the year? <input type="checkbox"/> Yes <input checked="" type="checkbox"/> No		
b	If "Yes," did it have excess business holdings in 2010 as a result of (1) any purchase by the foundation or disqualified persons after May 26, 1969; (2) the lapse of the 5-year period (or longer period approved by the Commissioner under section 4943(c)(7)) to dispose of holdings acquired by gift or bequest, or (3) the lapse of the 10-, 15-, or 20-year first phase holding period? (Use Schedule C, Form 4720, to determine if the foundation had excess business holdings in 2010) N/A	3b	
4a	Did the foundation invest during the year any amount in a manner that would jeopardize its charitable purposes?	4a	X
b	Did the foundation make any investment in a prior year (but after December 31, 1969) that could jeopardize its charitable purpose that had not been removed from jeopardy before the first day of the tax year beginning in 2010?	4b	X

Part VII-B Statements Regarding Activities for Which Form 4720 May Be Required (continued)

5a During the year did the foundation pay or incur any amount to:

(1) Carry on propaganda, or otherwise attempt to influence legislation (section 4945(e))? Yes No

(2) Influence the outcome of any specific public election (see section 4955); or to carry on, directly or indirectly, any voter registration drive? Yes No

(3) Provide a grant to an individual for travel, study, or other similar purposes? Yes No

(4) Provide a grant to an organization other than a charitable, etc., organization described in section 509(a)(1), (2), or (3), or section 4940(d)(2)? Yes No

(5) Provide for any purpose other than religious, charitable, scientific, literary, or educational purposes, or for the prevention of cruelty to children or animals? Yes No

b If any answer is "Yes" to 5a(1)-(5), did any of the transactions fail to qualify under the exceptions described in Regulations section 53.4945 or in a current notice regarding disaster assistance (see instructions)? Yes No
 Organizations relying on a current notice regarding disaster assistance check here

c If the answer is "Yes" to question 5a(4), does the foundation claim exemption from the tax because it maintained expenditure responsibility for the grant? **SEE STATEMENT 12** Yes No
 If "Yes," attach the statement required by Regulations section 53.4945-5(d)

6a Did the foundation, during the year, receive any funds, directly or indirectly, to pay premiums on a personal benefit contract? Yes No

b Did the foundation, during the year, pay premiums, directly or indirectly, on a personal benefit contract? Yes No
 If "Yes" to 6b, file Form 8870

7a At any time during the tax year, was the foundation a party to a prohibited tax shelter transaction? Yes No

b If "Yes," did the foundation receive any proceeds or have any net income attributable to the transaction? **N/A**

Part VIII Information About Officers, Directors, Trustees, Foundation Managers, Highly Paid Employees, and Contractors

1 List all officers, directors, trustees, foundation managers and their compensation.

(a) Name and address	(b) Title, and average hours per week devoted to position	(c) Compensation (If not paid, enter -0-)	(d) Contributions to employee benefit plans and deferred compensation	(e) Expense account, other allowances
PNC N.A. 620 LIBERTY AVE, P2-PTPP-10-2, PITTSBURGH, PA 152222705	TRUSTEE 5.00	42,192.	0.	0.
THOMAS MCAFEE POTTER 103 TIMBER LANE SEWICKLEY, PA 151438948	TRUSTEE 1.00	0.	0.	0.
SCOTT AIKEN 127 SPRINGHOUSE LANE PITTSBURGH, PA 152382315	TRUSTEE 1.00	0.	0.	0.
RUSSELL A. ROCKWELL 17740 RIVER FORD DRIVE DAVIDSON, NC 280368842	TRUSTEE 1.00	0.	0.	0.

2 Compensation of five highest-paid employees (other than those included on line 1). If none, enter "NONE."

(a) Name and address of each employee paid more than \$50,000	(b) Title, and average hours per week devoted to position	(c) Compensation	(d) Contributions to employee benefit plans and deferred compensation	(e) Expense account, other allowances
NONE				

Total number of other employees paid over \$50,000 0

Part VIII Information About Officers, Directors, Trustees, Foundation Managers, Highly Paid Employees, and Contractors (continued)

3 Five highest-paid independent contractors for professional services. If none, enter "NONE."

(a) Name and address of each person paid more than \$50,000	(b) Type of service	(c) Compensation
NONE		

Total number of others receiving over \$50,000 for professional services ▶ 0

Part IX-A Summary of Direct Charitable Activities

List the foundation's four largest direct charitable activities during the tax year. Include relevant statistical information such as the number of organizations and other beneficiaries served, conferences convened, research papers produced, etc

	Expenses
1 N/A	
	0.
2	
3	
4	

Part IX-B Summary of Program-Related Investments

Describe the two largest program-related investments made by the foundation during the tax year on lines 1 and 2.

	Amount
1 N/A	
	0.
2	
All other program-related investments. See instructions.	
3 N/A	
	0.
Total. Add lines 1 through 3 ▶	0.

Part X Minimum Investment Return (All domestic foundations must complete this part. Foreign foundations, see instructions.)

1	Fair market value of assets not used (or held for use) directly in carrying out charitable, etc., purposes.		
a	Average monthly fair market value of securities	1a	8,106,629.
b	Average of monthly cash balances	1b	
c	Fair market value of all other assets	1c	
d	Total (add lines 1a, b, and c)	1d	8,106,629.
e	Reduction claimed for blockage or other factors reported on lines 1a and 1c (attach detailed explanation)	1e	0.
2	Acquisition indebtedness applicable to line 1 assets	2	0.
3	Subtract line 2 from line 1d	3	8,106,629.
4	Cash deemed held for charitable activities. Enter 1 1/2% of line 3 (for greater amount, see instructions)	4	121,599.
5	Net value of noncharitable-use assets. Subtract line 4 from line 3. Enter here and on Part V, line 4	5	7,985,030.
6	Minimum investment return. Enter 5% of line 5	6	399,252.

Part XI Distributable Amount (see instructions) (Section 4942(j)(3) and (j)(5) private operating foundations and certain foreign organizations check here and do not complete this part.)

1	Minimum investment return from Part X, line 6	1	399,252.
2a	Tax on investment income for 2010 from Part VI, line 5	2a	7,714.
b	Income tax for 2010. (This does not include the tax from Part VI)	2b	
c	Add lines 2a and 2b	2c	7,714.
3	Distributable amount before adjustments. Subtract line 2c from line 1	3	391,538.
4	Recoveries of amounts treated as qualifying distributions	4	0.
5	Add lines 3 and 4	5	391,538.
6	Deduction from distributable amount (see instructions)	6	0.
7	Distributable amount as adjusted. Subtract line 6 from line 5. Enter here and on Part XIII, line 1	7	391,538.

Part XII Qualifying Distributions (see instructions)

1	Amounts paid (including administrative expenses) to accomplish charitable, etc., purposes:		
a	Expenses, contributions, gifts, etc. - total from Part I, column (d), line 26	1a	79,034.
b	Program-related investments - total from Part IX-B	1b	0.
2	Amounts paid to acquire assets used (or held for use) directly in carrying out charitable, etc., purposes	2	
3	Amounts set aside for specific charitable projects that satisfy the:		
a	Suitability test (prior IRS approval required)	3a	
b	Cash distribution test (attach the required schedule)	3b	
4	Qualifying distributions. Add lines 1a through 3b. Enter here and on Part V, line 8, and Part XIII, line 4	4	79,034.
5	Foundations that qualify under section 4940(e) for the reduced rate of tax on net investment income. Enter 1% of Part I, line 27b	5	0.
6	Adjusted qualifying distributions. Subtract line 5 from line 4	6	79,034.

Note The amount on line 6 will be used in Part V, column (b), in subsequent years when calculating whether the foundation qualifies for the section 4940(e) reduction of tax in those years.

Part XIII Undistributed Income (see instructions)

	(a) Corpus	(b) Years prior to 2009	(c) 2009	(d) 2010
1 Distributable amount for 2010 from Part XI, line 7				391,538.
2 Undistributed income, if any, as of the end of 2010				
a Enter amount for 2009 only			0.	
b Total for prior years:		0.		
3 Excess distributions carryover, if any, to 2010:				
a From 2005				
b From 2006				
c From 2007				
d From 2008	5,307,481.			
e From 2009				
f Total of lines 3a through e	5,307,481.			
4 Qualifying distributions for 2010 from Part XII, line 4. ▶ \$ 79,034.				
a Applied to 2009, but not more than line 2a			0.	
b Applied to undistributed income of prior years (Election required - see instructions)		0.		
c Treated as distributions out of corpus (Election required - see instructions)	0.			
d Applied to 2010 distributable amount				79,034.
e Remaining amount distributed out of corpus	0.			
5 Excess distributions carryover applied to 2010 (If an amount appears in column (d), the same amount must be shown in column (a))	312,504.			312,504.
6 Enter the net total of each column as indicated below.	4,994,977.			
a Corpus. Add lines 3f, 4c, and 4e. Subtract line 5				
b Prior years' undistributed income. Subtract line 4b from line 2b		0.		
c Enter the amount of prior years' undistributed income for which a notice of deficiency has been issued, or on which the section 4942(a) tax has been previously assessed		0.		
d Subtract line 6c from line 6b. Taxable amount - see instructions		0.		
e Undistributed income for 2009. Subtract line 4a from line 2a. Taxable amount - see instr.			0.	
f Undistributed income for 2010. Subtract lines 4d and 5 from line 1. This amount must be distributed in 2011				0.
7 Amounts treated as distributions out of corpus to satisfy requirements imposed by section 170(b)(1)(F) or 4942(g)(3)	0.			
8 Excess distributions carryover from 2005 not applied on line 5 or line 7	0.			
9 Excess distributions carryover to 2011. Subtract lines 7 and 8 from line 6a	4,994,977.			
10 Analysis of line 9:				
a Excess from 2006				
b Excess from 2007				
c Excess from 2008	4,994,977.			
d Excess from 2009				
e Excess from 2010				

FORM 990-PF

GAIN OR (LOSS) FROM SALE OF ASSETS

STATEMENT 1

(A) DESCRIPTION OF PROPERTY			MANNER ACQUIRED	DATE ACQUIRED	DATE SOLD
LONG TERM CAPITAL GAIN DIVIDEND			PURCHASED		
	(B) GROSS SALES PRICE	(C) COST OR OTHER BASIS	(D) EXPENSE OF SALE	(E) DEPREC.	(F) GAIN OR LOSS
	6,912.	0.	0.	0.	6,912.

(A) DESCRIPTION OF PROPERTY			MANNER ACQUIRED	DATE ACQUIRED	DATE SOLD
SHORT TERM CAPITAL GAIN DIVIDEND			PURCHASED		
	(B) GROSS SALES PRICE	(C) COST OR OTHER BASIS	(D) EXPENSE OF SALE	(E) DEPREC.	(F) GAIN OR LOSS
	1,352.	0.	0.	0.	1,352.

(A) DESCRIPTION OF PROPERTY			MANNER ACQUIRED	DATE ACQUIRED	DATE SOLD
SALES OF PUBLICALLY TRADED SECURITIES			PURCHASED		
	(B) GROSS SALES PRICE	(C) COST OR OTHER BASIS	(D) EXPENSE OF SALE	(E) DEPREC.	(F) GAIN OR LOSS
	2,155,878.	1,962,510.	0.	0.	193,368.

CAPITAL GAINS DIVIDENDS FROM PART IV					0.
TOTAL TO FORM 990-PF, PART I, LINE 6A					201,632.

FORM 990-PF

TAXES

STATEMENT

6

DESCRIPTION	(A) EXPENSES PER BOOKS	(B) NET INVEST- MENT INCOME	(C) ADJUSTED NET INCOME	(D) CHARITABLE PURPOSES
FOREIGN TAXES PAID	72.	72.		0.
EXCISE TAXES PAID (QUARTERLY)	5,895.	0.		0.
TO FORM 990-PF, PG 1, LN 18	5,967.	72.		0.

FORM 990-PF

OTHER EXPENSES

STATEMENT

7

DESCRIPTION	(A) EXPENSES PER BOOKS	(B) NET INVEST- MENT INCOME	(C) ADJUSTED NET INCOME	(D) CHARITABLE PURPOSES
MISCELLANEOUS ADMIN. EXPENSES	18.	18.		0.
MANAGED ACCOUNT INVESTMENT FEES	4,482.	4,482.		0.
TO FORM 990-PF, PG 1, LN 23	4,500.	4,500.		0.

FORM 990-PF

OTHER DECREASES IN NET ASSETS OR FUND BALANCES

STATEMENT

8

DESCRIPTION	AMOUNT
RETURN OF CAPITAL ADJUSTMENT TO BASIS, NOBLE CORP	103.
TOTAL TO FORM 990-PF, PART III, LINE 5	103.

FORM 990-PF

CORPORATE STOCK

STATEMENT

9

DESCRIPTION	BOOK VALUE	FAIR MARKET VALUE
COMMON STOCK	3,750,043.	5,051,063.
TOTAL TO FORM 990-PF, PART II, LINE 10B	3,750,043.	5,051,063.

FORM 990-PF	CORPORATE BONDS	STATEMENT 10
-------------	-----------------	--------------

DESCRIPTION	BOOK VALUE	FAIR MARKET VALUE
CORPORATE BONDS	25,758.	29,281.
TOTAL TO FORM 990-PF, PART II, LINE 10C	25,758.	29,281.

FORM 990-PF	OTHER INVESTMENTS	STATEMENT 11
-------------	-------------------	--------------

DESCRIPTION	VALUATION METHOD	BOOK VALUE	FAIR MARKET VALUE
MUTUAL FUNDS - FIXED	COST	2,687,313.	2,705,997.
MUTUAL FUNDS - EQUITY	COST	823,007.	1,016,459.
TOTAL TO FORM 990-PF, PART II, LINE 13		3,510,320.	3,722,456.

FORM 990-PF

EXPENDITURE RESPONSIBILITY STATEMENT
PART VII-B, LINE 5C

STATEMENT 12

GRANTEE'S NAME

THE STUCKMAN FOUNDATION, C/O JAMES UMMER, ESQ

GRANTEE'S ADDRESSROTHMAN GORDON, P C, 310 GRANT ST, 3RD FL.
PITTSBURGH, PA 15219

<u>GRANT AMOUNT</u>	<u>DATE OF GRANT</u>	<u>AMOUNT EXPENDED</u>
2,978,539.	04/15/08	

PURPOSE OF GRANT

SEE ATTACHED EXPENDITURE RESPONSIBILITY AGREEMENT

ANY DIVERSION BY GRANTEE

NONE

FORM 990-PF

GRANTS AND CONTRIBUTIONS
PAID DURING THE YEAR

STATEMENT 13

RECIPIENT NAME AND ADDRESS	RECIPIENT RELATIONSHIP AND PURPOSE OF GRANT	RECIPIENT STATUS	AMOUNT
CHATHAM BAROQUE 100 43RD ST PITTSBURGH, PA 15201	NONE SUPPORT PERFORMANCE OF THE PGH PREMIERE OF J.S.BAUCH'S 1725 ST JOHN PASSION	PUBLIC CHARITY	3,000.
CHAUTAUQUA INSTITUTION P O BOX 28, ONE AMES AVE CHAUTAUQUA, NY 14722	NONE ANNUAL FUND (UNRESTRICTED GRANT)	PUBLIC CHARITY	1,000.
CLIFFS RESIDENTS OUTREACH INC 1708 HIGHWAY 11, SUITE E LANDRUM, SC 29356	NONE GENERAL OPERATING EXPENSES	PUBLIC CHARITY	1,000.
COLGATE UNIVERSITY 13 OAK DRIVE HAMILTON, NY 13346	NONE SUPPORT PROGRAMS OF THE CENTER FOR FREEDOM & WESTERN CIVILIZATION PROGRAM	PUBLIC CHARITY	3,000.
COMMUNITY CENTER & LIBRARY ASSOCIATION 1220 POWERS RUN RD PITTSBURGH, PA 15238	NONE CAPITAL CAMPAIGN FOR LIBRARY	PUBLIC CHARITY	5,000.
COMMUNITY FOUNDATION OF GREENVILLE 27 CLEVELAND ST GREENVILLE, SC 29601	NONE OPERATION SANTA/CLIFFS COMMUNITIES CHARITABLE RESERVE FUND	PUBLIC CHARITY	1,500.
FIRST CARE FAMILY RESOURCES, INC PO BOX 15198 WEST PALM BEACH, FL 33416	NONE ED.BOOKS,PAMPHLETS & DVD'S FOR FIRST CARE CLIENTS FACING DIFFICULT PREGNENCY	PUBLIC CHARITY	4,000.
FOXWALL EMERGENCY MEDICAL SERVICE, INC. 145 SQUAW RUN ROAD PITTSBURGH, PA 15238	NONE FOR COSTS OF TRAINING MATERIALS FOR 2010/2011 CONTINUING ED. CLASSES	PUBLIC CHARITY	1,000.

FREEPORT THEATRE FESTIVAL 2498 WHITE CLOAD ROAD LEECHBURG, PA 15656	NONE RESTROOMS FOR MEN AND WOMEN	PUBLIC CHARITY	5,000.
HEFNER INTERNATIONAL 1 WORLD AVE LITTLE ROCK, AR 72201	NONE GENERAL OPERATING SUPPORT	PUBLIC CHARITY	1,000.
HOLY FAMILY REGIONAL SCHOOL 2633 JOHN R. ROAD ROCHESTER HILLS, MI 48307	NONE TUITION ASSISTANCE - JOHNATHAN POTTER FUND	PUBLIC CHARITY	1,000.
HOSPICE OF THE CAROLINA FOOTHILLS 130 FOREST GLEN DR COLUMBUS, NC 28722	NONE LIGHTING FOR PATIENT ROOMS	PUBLIC CHARITY	1,000.
MAGEE WOMENS RESEARCH INSTITUTE AND FOUNDATION 3339 WARD ST PITTSBURGH, PA 15233	NONE NEONATAL INTENSIVE CARE UNIT TO SUPPORT PATIENT CARE SEEDS & ED. PROGRAMS.	PUBLIC CHARITY	500.
PALMS SPRINGS ART MUSEUM 101 MUSEUM DR PALMS SPRINGS, CA 92262	NONE GENERAL OPERATING EXPENSES	PUBLIC CHARITY	2,000.
PENN STATE NEW KENSINGTON BRANCH 3550 7TH STREET ROAD NEW KENSINGTON, PA 15068	NONE GENERAL SUPPORT	PUBLIC CHARITY	4,000.
PET TENDER ANGELS RESCUE AND REHAB INC. P.O. BOX 6691 GREENVILLE, SC 29606	NONE GENERAL SUPPORT	PUBLIC CHARITY	500.
PRIMARY STAGES COMPANY, INC. 307 WEST 18TH ST, SUITE 1510 NEW YORK, NY 10018	NONE SUPPORT FOR PRODUCTION OF 'BLACK TIE'	PUBLIC CHARITY	4,500.
SHADY SIDE ACADEMY 423 FOX CHAPEL ROAD PITTSBURGH, PA 15215	NONE BLUE & GOLD ARTS FUND SUPPORT OF EQUIPMENT BUDGET	PUBLIC CHARITY	1,500.

SHELDON CALVARY CAMP 4411 LAKE RD CONNEAUT, OH 44030	NONE ANNUAL APPEAL - 75TH ANNIVERSARY SUPPORT	PUBLIC CHARITY	1,000.
SWEETWATER ART CENTER 200 BROAD STREET SEWICKLEY, PA 15143	NONE OPERATING SUPPORT FOR EDUCATIONAL ARTS	PUBLIC CHARITY	1,000.
THE HOMEWOOD CEMETERY HISTORICAL FUND 1599 SOUTH DALLAS AVENUE PITTSBURGH, PA 15217	NONE CHAPEL RESTORATION PROJECT FOR HISTORICALLY APPROPRIATE FLOOR	PUBLIC CHARITY	2,000.
THE SALVATION ARMY PO BOX 742 CARNEGIE, PA 15106	NONE SUPPORT FAMILY CARING CENTER TO RETURN CLIENTS TO INDEPENDENT LIVING	PUBLIC CHARITY	2,000.
THE VINE MINISTRY, INC. P.O. BOX 71283 ALBANY, GA 31708	NONE EDUCATE CHILDREN, FOOD & MEDICAL ASSISTANCE IN HAITI	PUBLIC CHARITY	5,000.
WESTERN PENNSYLVANIA CONSERVENCY 800 WATERFRONT ST PITTSBURGH, PA 15222	NONE FALLINGWATER WINDOW LEGACY FUND - WINDOW AND DOOR REPLACEMENT AND ENDOWMENT	PUBLIC CHARITY	5,000.
WESTMORELAND SYMPHONY ORCHESTRA AND ACADEMY OF MUSIC 951 OLD SALEM RD GREENSBURG, PA 15601	NONE GENERAL OPERATING SUPPORT	PUBLIC CHARITY	2,500.
WOODLANDS FOUNDATION 134 SHENOT ROAD WEXFORD, PA 15090	NONE CAMPS & RETREATS FOR PEOPLE WITH DISABILITY AND CRONIC ILL	PUBLIC CHARITY	1,000.
TOTAL TO FORM 990-PF, PART XV, LINE 3A			<u>60,000.</u>

0. *

3.62 +

15,101.06 +

6,907.3 +

1,351.94 +

0.09 +

ROCKWELL FOUNDATION

25-6035975

197,408.84 +

12. +

0.11 +

174,827.14 +

28.68 +

990 PF TAX YEAR 12/31/2010

0.03 +

39,376.08 +

16.22 +

0.07 +

8,839.54 +

PART I, COLUMN (a), LINE #6(a)

19.06 +

0.37 +

1,720,249.66 +

018.....

2,164,141.81 *+

000.....

0. *+

15,077.4 +

192,734.05 +

11.5 +

153,692.99 +

25.81 +

33,772.74 +

7.15 +

12,434.26 +

15.18 +

1,554,739.04 +

010.....

1,962,510.12 *+

000.....

0. *+

000.....

0. *+

2,164,141.81 +

1,962,510.12 -

000.....

201,631.69 *+

BANK 21
REGION 10
OFFICE 001

- T R A N S A C T I O N A N A L Y S I S / S U M M A R Y -
01/01/10 THROUGH 12/31/10
ACCOUNT 0564345 ROCKWELL FOUNDATION

DATE 04/28/11
TIME 07:20
PAGE 0007

DATE	-TRANSACTION- DESCRIPTION	-CODES- TRAN TAX INDV	HISTORY	- C A S H - INCOME	PRINCIPAL	INVEST/UNIT\$
TOTALS FOR TAX CODE 081	LONG TERM CAPITAL GAIN DISTRIBUTION				3.62	6,907.30 P
TOTALS FOR TAX CODE 082	SHORT TERM CAPITAL GAIN DISTRIBUTION					1,351.94 P
TOTALS FOR TAX CODE 828	AMORTIZATIONS-PAYDOWNS			15,101.06		15,077.40--P

DATE	-TRANSACTION- DESCRIPTION	-CODES- TRAN TAX INDV	HISTORY	INCOME	PRINCIPAL	INVEST/UNITS
01-15-10	PRINCIPAL ON 29,389.93 PAR ACCRUED TO 12/31/09 PAYABLE 01/15/10 GOVERNMENT NATL MTG ASSN POOL #354314 07.000% DUE 06/15/2023	085 828	9999 40715-00002 01-15-10		107.34	107.17- 107.340-
01-15-10	PRINCIPAL ON 10,206.58 PAR ACCRUED TO 12/31/09 PAYABLE 01/15/10 GOVERNMENT NATL MTG ASSN POOL #354326 07.000% DUE 06/15/2023	085 828	9999 40715-00004 01-15-10		54.27	54.19- 54.270-
01-15-10	PRINCIPAL ON 1,302.77 PAR ACCRUED TO 12/31/09 PAYABLE 01/15/10 GOVERNMENT NATL MTG ASSN POOL #337450 07.000% DUE 06/15/2023	085 828	9999 40715-00006 01-15-10		16.21	16.210-
02-16-10	PRINCIPAL ON 29,282.58 PAR ACCRUED TO 01/31/10 PAYABLE 02/15/10 GOVERNMENT NATL MTG ASSN POOL #354314 07.000% DUE 06/15/2023	085 828	9999 40747-00002 02-16-10		108.01	107.84- 108.010-
02-16-10	PRINCIPAL ON 10,152.31 PAR ACCRUED TO 01/31/10 PAYABLE 02/15/10 GOVERNMENT NATL MTG ASSN POOL #354326 07.000% DUE 06/15/2023	085 828	9999 40747-00004 02-16-10		76.16	76.04- 76.160-
02-16-10	PRINCIPAL ON 1,286.56 PAR ACCRUED TO 01/31/10 PAYABLE 02/15/10 GOVERNMENT NATL MTG ASSN POOL #337450 07.000% DUE 06/15/2023	085 828	9999 40747-00006 02-16-10		15.88	15.880-
02-26-10	LONG TERM CAPITAL GAINS DISTRIBUTION PAYABLE 12/31/09 AT .0000 PER SHARE BLACKROCK LIQUIDITY FUNDS TEMPFUND ADMINISTRATION SHARES #H1	081 081 00-0000	40757-00001 02-26-10		.32	

BANK 21
REGION 10
OFFICE 001

- T R A N S A C T I O N A N A L Y S I S / S U M M A R Y -
01/01/10 THROUGH 12/31/10
ACCOUNT 0564345 ROCKWELL FOUNDATION

DATE 04/28/11
TIME 07:20
PAGE 0002

DATE	-TRANSACTION- DESCRIPTION	-CODES- TRAN TAX INDV	HISTORY	- C A S H - INCOME	PRINCIPAL	INVEST/UNITS
02-26-10	LONG TERM CAPITAL GAINS DISTRIBUTION PAYABLE 12/31/09 AT .0000 PER SHARE BLACKROCK LIQUIDITY FUNDS TEMPFUND ADMINISTRATION SHARES #H1	081 081 00-0000	40757-00002 02-26-10		.19	
03-15-10	PRINCIPAL ON 29,174.57 PAR ACCRUED TO 02/28/10 PAYABLE 03/15/10 GOVERNMENT NATL MTG ASSN POOL #354314 07.000% DUE 06/15/2023	085 828	9999 40774-00002 03-15-10		108.68	108.51- 108.680-
03-15-10	PRINCIPAL ON 10,076.15 PAR ACCRUED TO 02/28/10 PAYABLE 03/15/10 GOVERNMENT NATL MTG ASSN POOL #354326 07.000% DUE 06/15/2023	085 828	9999 40774-00004 03-15-10		54.57	54.570-
03-15-10	PRINCIPAL ON 1,270.68 PAR ACCRUED TO 02/28/10 PAYABLE 03/15/10 GOVERNMENT NATL MTG ASSN POOL #337450 07.000% DUE 06/15/2023	085 828	9999 40774-00006 03-15-10		15.98	15.95- 15.980-
04-15-10	PRINCIPAL ON 29,065.89 PAR ACCRUED TO 03/31/10 PAYABLE 04/15/10 GOVERNMENT NATL MTG ASSN POOL #354314 07.000% DUE 06/15/2023	085 828	9999 40805-00002 04-15-10		109.37	109.20- 109.370-
04-15-10	PRINCIPAL ON 10,021.57 PAR ACCRUED TO 03/31/10 PAYABLE 04/15/10 GOVERNMENT NATL MTG ASSN POOL #354326 07.000% DUE 06/15/2023	085 828	9999 40805-00004 04-15-10		54.92	54.92-
04-15-10	PRINCIPAL ON 1,254.70 PAR ACCRUED TO 03/31/10 PAYABLE 04/15/10 GOVERNMENT NATL MTG ASSN POOL #337450 07.000% DUE 06/15/2023	085 828	9999 40805-00006 04-15-10		16.77	16.74- 16.770-

- T R A N S A C T I O N A N A L Y S I S / S U M M A R Y -
 01/01/10 THROUGH 12/31/10
 ACCOUNT 0564345 ROCKWELL FOUNDATION

DATE	-TRANSACTION- DESCRIPTION	-CODES- TRAN TAX INDV	HISTORY	INCOME	PRINCIPAL	INVEST/UNITS
07-15-10	PRINCIPAL ON 9,855.36 PAR ACCRUED TO 06/30/10 PAYABLE 07/15/10 GOVERNMENT NATL MTG ASSN POOL #354326 07.000% DUE 06/15/2023	085 828 9999	40896-00004 07-15-10		56.38	56.29- 56.380-
07-15-10	PRINCIPAL ON 1,205.47 PAR ACCRUED TO 06/30/10 PAYABLE 07/15/10 GOVERNMENT NATL MTG ASSN POOL #337450 07.000% DUE 06/15/2023	085 828 9999	40896-00006 07-15-10		16.39	16.36- 16.390-
08-16-10	PRINCIPAL ON 20,346.10 PAR ACCRUED TO 07/31/10 PAYABLE 08/15/10 GOVERNMENT NATL MTG ASSN POOL #354314 07.000% DUE 06/15/2023	085 828 9999	40928-00002 08-16-10		79.93	79.81- 79.930-
08-16-10	PRINCIPAL ON 9,798.98 PAR ACCRUED TO 07/31/10 PAYABLE 08/15/10 GOVERNMENT NATL MTG ASSN POOL #354326 07.000% DUE 06/15/2023	085 828 9999	40928-00004 08-16-10		56.73	56.64- 56.730-
08-16-10	PRINCIPAL ON 1,189.08 PAR ACCRUED TO 07/31/10 PAYABLE 08/15/10 GOVERNMENT NATL MTG ASSN POOL #337450 07.000% DUE 06/15/2023	085 828 9999	40928-00006 08-16-10		16.49	16.46- 16.490-
09-15-10	PRINCIPAL ON 20,266.17 PAR ACCRUED TO 08/31/10 PAYABLE 09/15/10 GOVERNMENT NATL MTG ASSN POOL #354314 07.000% DUE 06/15/2023	085 828 9999	40958-00003 09-15-10		80.51	80.51- 80.510-
09-15-10	PRINCIPAL ON 9,742.24 PAR ACCRUED TO 08/31/10 PAYABLE 09/15/10 GOVERNMENT NATL MTG ASSN POOL #354326 07.000% DUE 06/15/2023	085 828 9999	40958-00005 09-15-10		62.53	62.43- 62.530-

BANK 21
REGION 10
OFFICE 001

- TRANSACTION-
DESCRIPTION

DATE

01/01/10 THROUGH 12/31/10
ACCOUNT 0564345 ROCKWELL FOUNDATION

- C A S H -
INCOME

DATE 04/28/11
TIME 07:20
PAGE 0005

-TRANSACTION-
DESCRIPTION

HISTORY

PRINCIPAL

INVEST/UNITS

16.56-
16.590-

16.59

80.88-
81.010-

81.01

62.83-
62.930-

62.93

16.67-
16.700-

16.70

81.39-
81.520-

81.52

63.32-
63.320-

63.32

16.77-
16.800-

16.80

085 828 9999 40958-00007
09-15-10

085 828 9999 40988-00002
10-15-10

085 828 9999 40988-00004
10-15-10

085 828 9999 40988-00006
10-15-10

085 828 9999 41019-00002
11-15-10

085 828 9999 41019-00004
11-15-10

085 828 9999 41019-00006
11-15-10

09-15-10 PRINCIPAL ON 1,172.59 PAR
ACCRUED TO 08/31/10 PAYABLE 09/15/10
GOVERNMENT NATL MTG ASSN
POOL #337450
07.000% DUE 06/15/2023

10-15-10 PRINCIPAL ON 20,185.66 PAR
ACCRUED TO 09/30/10 PAYABLE 10/15/10
GOVERNMENT NATL MTG ASSN
POOL #354314
07.000% DUE 06/15/2023

10-15-10 PRINCIPAL ON 9,679.71 PAR
ACCRUED TO 09/30/10 PAYABLE 10/15/10
GOVERNMENT NATL MTG ASSN
POOL #354326
07.000% DUE 06/15/2023

10-15-10 PRINCIPAL ON 1,156.00 PAR
ACCRUED TO 09/30/10 PAYABLE 10/15/10
GOVERNMENT NATL MTG ASSN
POOL #337450
07.000% DUE 06/15/2023

11-15-10 PRINCIPAL ON 20,104.65 PAR
ACCRUED TO 10/31/10 PAYABLE 11/15/10
GOVERNMENT NATL MTG ASSN
POOL #354314
07.000% DUE 06/15/2023

11-15-10 PRINCIPAL ON 9,616.78 PAR
ACCRUED TO 10/31/10 PAYABLE 11/15/10
GOVERNMENT NATL MTG ASSN
POOL #354326
07.000% DUE 06/15/2023

11-15-10 PRINCIPAL ON 1,139.30 PAR
ACCRUED TO 10/31/10 PAYABLE 11/15/10
GOVERNMENT NATL MTG ASSN
POOL #337450
07.000% DUE 06/15/2023

BANK 21
REGION 10
OFFICE 001

- T R A N S A C T I O N A N A L Y S I S / S U M M A R Y -
01/01/10 THROUGH 12/31/10
ACCOUNT 0564345 ROCKWELL FOUNDATION

DATE 04/28/11
TIME 07:20
PAGE 0006

DATE	-TRANSACTION- DESCRIPTION	-CODES- TRAN TAX INDV	HISTORY	INCOME	PRINCIPAL	INVEST/UNITS
12-15-10	PRINCIPAL ON 20,023.13 PAR ACCRUED TO 11/30/10 PAYABLE 12/15/10 GOVERNMENT NATL MTG ASSN POOL #354314 07.000% DUE 06/15/2023	085 828	9999 41049-00004 12-15-10		4,820.15	4,812.62- 4,820.150-
12-15-10	PRINCIPAL ON 9,553.46 PAR ACCRUED TO 11/30/10 PAYABLE 12/15/10 GOVERNMENT NATL MTG ASSN POOL #354326 07.000% DUE 06/15/2023	085 828	9999 41049-00006 12-15-10		63.72	63.62- 63.720-
12-15-10	PRINCIPAL ON 1,122.50 PAR ACCRUED TO 11/30/10 PAYABLE 12/15/10 GOVERNMENT NATL MTG ASSN POOL #337450 07.000% DUE 06/15/2023	085 828	9999 41049-00008 12-15-10		17.02	16.02- 17.020-
12-23-10	PURC 145.214 SHS THRU REINV OF SHORT TERM CAP GAIN DUE 12/23/10 @ \$ 9.3100 BLACKROCK TOTAL RETURN PORTFOLIO II INSTL FUND 332 INSTITUTIONAL CLASS	083 082	41057-00001 12-23-10			1,351.94 145.214
12-28-10	LONG TERM CAPITAL GAINS DISTRIBUTION PAYABLE 12/21/10 AT .0000 PER SHARE BLACKROCK LIQUIDITY FUNDS TEMPFUND ADMINISTRATION SHARES #H1	081 081	00-0000 41062-00001 12-28-10		.90	
12-28-10	LONG TERM CAPITAL GAINS DISTRIBUTION PAYABLE 12/21/10 AT .0000 PER SHARE BLACKROCK LIQUIDITY FUNDS TEMPFUND ADMINISTRATION SHARES #H1	081 081	00-0000 41062-00002 12-28-10		2.21	
12-29-10	PURC 658.465 SHS THRU REINVESTMENT OF CAP GAIN PAYABLE 12/28/10 @ 10.4900 BAIRD AGGREGATE BOND FUND	083 081	41063-00002 12-29-10			6,907.30 658.465

BANK 21
REGION 10
OFFICE 640

- T R A N S A C T I O N A N A L Y S I S / S U M M A R Y -
01/01/10 THROUGH 12/31/10
ACCOUNT 0564345 ROCKWELL FOUNDATION
MCCR

DATE 04/28/11
TIME 07:22
PAGE 0012

-TRANSACTION-
DATE DESCRIPTION -CODES- HISTORY INCOME - C A S H - PRINCIPAL INVEST/UNITS

TOTALS FOR TAX CODE 081 LONG TERM CAPITAL GAIN DISTRIBUTION .09

TOTALS FOR TAX CODE 830 SALES 197,408.84 192,734.05-P

TOTALS FOR TAX CODE 833 SALE OF RIGHTS/FRACTIONAL SHARE OF STOCK 12.00 11.50-P

BANK 21
REGION 10
OFFICE 640

- TRANSACTION-
DESCRIPTION

DATE

DATE 04/28/11
TIME 07:22
PAGE 0001

- T R A N S A C T I O N A N A L Y S I S / S U M M A R Y -
01/01/10 THROUGH 12/31/10
ACCOUNT 0564345 ROCKWELL FOUNDATION
MCGR

-TRANSACTION- DESCRIPTION		-CODES- TRAN TAX INDV		HISTORY	INCOME	PRINCIPAL	INVEST/UNITS
01-07-10	BNY CONVERGEX 01/04 SALE 95 SHS @ 23.80 MISC .06 EBAY INC	085	830	9333 40707-00002 01-07-10		2,260.94	2,694.81- 95.000-
01-08-10	BNY CONVERGEX 01/05 SALE 44 SHS @ 42.6968 MISC .05 ENSCO INTERNATIONAL PLC	085	830	9333 40708-00002 01-08-10		1,878.61	1,310.15- 44.000-
01-08-10	BNY CONVERGEX 01/05 SALE 89 SHS @ 40.3991 MISC .09 HONEYWELL INTL INC	085	830	9333 40708-00004 01-08-10		3,595.43	5,041.48- 89.000-
01-14-10	BNY CONVERGEX 01/11 SALE 126 SHS @ 20.252 MISC .07 GAMESTOP CORP CL A	085	830	9333 40714-00004 01-14-10		2,551.69	4,999.95- 126.000-
01-14-10	BNY CONVERGEX 01/11 SALE 87 SHS @ 33.4065 MISC .07 PRIDE INTERNATIONAL INC	085	830	9333 40714-00005 01-14-10		2,906.29	2,039.24- 87.000-
01-22-10	BNY CONVERGEX 01/19 SALE 36 SHS @ 65.8244 MISC .03 BUCYRUS INTL INC	085	830	9333 40722-00001 01-22-10		2,369.65	1,918.31- 36.000-
01-22-10	BNY CONVERGEX 01/19 SALE 42 SHS @ 43.2009 MISC .02 FTI CONSULTING INC	085	830	9333 40722-00002 01-22-10		1,814.41	3,071.99- 42.000-
01-29-10	BNY CONVERGEX 01/26 SALE 90 SHS @ 42.6061 MISC .05 AMERICA MOVIL S A B D E C V	085	830	9333 40729-00001 01-29-10		3,834.50	1,790. 90.000-
02-04-10	BNY CONVERGEX 02/01 SALE 37 SHS @ 56.8271 MISC .03 CELGENE CORP	085	830	9333 40735-00002 02-04-10		2,102.58	1,972.93- 37.000-
02-05-10	BNY CONVERGEX 02/02 SALE 6 SHS @ 424.0815 MISC .03 BAIDU INC	085	830	9333 40736-00003 02-05-10		2,544.46	838.80- 6.000-

BANK 21
 REGION 10
 OFFICE 640

- TRANSACTION -
 DESCRIPTION

DATE 04/28/11
 TIME 07:22
 PAGE 0002

- C A S H -
 INCOME

PRINCIPAL

INVEST/UNITS:

DATE	DESCRIPTION	-TRANSACTION-	-CODES-	HISTORY	INCOME	PRINCIPAL	INVEST/UNITS:
02-09-10	BNY CONVERGEX 02/04 SALE 104 SHS @ 18.2006 MISC .02 LKQ CORP	085 830	9333	40740-00002 02-09-10	1,892.84	1,402.98- 104.000-	
02-10-10	BNY CONVERGEX 02/05 SALE 36 SHS @ 48.5428 MISC .02 ITT CORPORATION	085 830	9333	40741-00001 02-10-10	1,747.52	1,856.34- 36.000-	
02-10-10	BNY CONVERGEX 02/05 SALE 97 SHS @ 20.9017 MISC .03 PERKINELMER INC	085 830	9333	40741-00003 02-10-10	2,027.44	1,702.79- 97.000-	
02-16-10	BNY CONVERGEX 02/10 SALE 38 SHS @ 49.1079 MISC .02 PRICE T ROWE GROUP INC	085 830	9333	40747-00001 02-16-10	1,866.08	2,158.63- 38.000-	
02-19-10	BNY CONVERGEX 02/16 SALE 74 SHS @ 30.0059 MISC .03 SUNCOR ENERGY INC ISIN CA867224107 SEDOL B3NBOP5	085 830	9333	40750-00001 02-19-10	2,220.41	2,236.53- 74.000-	
02-26-10	BNY CONVERGEX 02/23 SALE 86 SHS @ 23.1502 MISC .03 ALTERA CORP	085 830	9333	40757-00005 02-26-10	1,990.89	1,890.78- 86.000-	
02-26-10	LONG TERM CAPITAL GAINS DISTRIBUTION PAYABLE 12/31/09 AT .0000 PER SHARE BLACKROCK LIQUIDITY FUNDS TEMPFUND ADMINISTRATION SHARES #H1	081 081 00-0000	40757-00006 02-26-10		.03		
03-08-10	BNY CONVERGEX 03/03 SALE 19 SHS @ 81.6177 MISC .02 TRANSOCEAN LTD SEDOL B3KFW1 ISIN CH0048265513	085 830	9333	40767-00001 03-08-10	1,550.72	2,619.42- 19.000-	

BANK 21
REGION 10
OFFICE 640

- T R A N S A C T I O N A N A L Y S I S / S U M M A R Y -
MCGR

DATE 04/28/11
TIME 07:22
PAGE 0003

ACCOUNT 0564345 ROCKWELL FOUNDATION

DATE	-TRANSACTION- DESCRIPTION	-CODES- TRAN TAX INDV	HISTORY	INCOME	PRINCIPAL	INVEST/UNITS
03-11-10	BNY CONVERGEX 03/08 SALE 22 SHS @ 85.2166 MISC .02 TRANSOCEAN LTD SEDOL B3KFW1 ISIN CH0048265513	085 830	9333 40770-00001 03-11-10	1,874.74		3,033.02- 22,000-
03-11-10	BNY CONVERGEX 03/08 SALE 61 SHS @ 20.40 MISC .02 SUNPOWER CO.	085 830	9333 40770-00003 03-11-10	1,244.38		4,311.69- 61,000-
03-12-10	BNY CONVERGEX 03/09 SALE 76 SHS @ 26.5413 MISC .03 FLIR SYSTEM INC	085 830	9333 40771-00001 03-12-10	2,017.11		1,593.94- 76,000-
03-15-10	BNY CONVERGEX 03/10 SALE 110 SHS @ 32.3814 MISC .05 BROADCOM CORP	085 830	9333 40774-00001 03-15-10	3,561.91		1,634.25- 110,000-
03-17-10	BNY CONVERGEX 03/12 SALE 48 SHS @ 64.0959 MISC .04 SCHLUMBERGER LTD	085 830	9333 40776-00001 03-17-10	3,076.56		2,749.18- 48,000-
03-18-10	BNY CONVERGEX 03/15 SALE 46 SHS @ 43.2514 MISC .03 NOBLE CORPORATION SEDOL: B65Z9D7 ISIN: CH0033347318	085 830	9333 40777-00001 03-18-10	1,989.54		2,646.79- 46,000-
03-19-10	BNY CONVERGEX 03/16 SALE 43 SHS @ 64.5611 MISC .04 BUCYRUS INTL INC	085 830	9333 40778-00001 03-19-10	2,776.09		2,291.31- 43,000-
03-30-10	BNY CONVERGEX 03/25 SALE 57 SHS @ 40.3218 MISC .03 NOBLE CORPORATION SEDOL: B65Z9D7 ISIN: CH0033347318	085 830	9333 40789-00001 03-30-10	2,298.31		3,279.71- 57,000-

- TRANSACTION-
DESCRIPTION

ACCOUNT 0564345 ROCKWELL FOUNDATION

01/01/10 THROUGH 12/31/10
MGR

DATE 04/28/11
TIME 07:22
PAGE 0004

DATE	DESCRIPTION	-TRANSACTION- DESCRIPTION	-CODES- TRAN TAX INDV	HISTORY	INCOME	PRINCIPAL	INVEST/UNITS
03-31-10	BNY CONVERGEX 03/26 SALE 25 SHS @ 39.8241 MISC .01 NOBLE CORPORATION SEDOL: B65Z9D7 ISIN: CH0033347318		085 830	9333 40790-00001 03-31-10		995.59	1,438.47- 25,000-
04-05-10	BNY CONVERGEX 03/30 SALE 47 SHS @ 36.9106 MISC .03 PERFECT WORLD CO LTD ADR ISIN US71372U1043 SEDOL B23F975		085 830	9333 40795-00001 04-05-10		1,734.77	1,940.76- 47,000-
04-13-10	BNY CONVERGEX 04/08 SALE 37 SHS @ 69.6362 MISC .04 RESEARCH IN MOTION LTD		085 830	9333 40803-00001 04-13-10		2,576.50	2,097.00- 37,000-
04-16-10	BNY CONVERGEX 04/13 SALE 41 SHS @ 83.4765 MISC .06 3M COMPANY		085 830	9333 40806-00006 04-16-10		3,422.48	2,912.48- 41,000-
04-21-10	BNY CONVERGEX 04/16 SALE 23 SHS @ 163.7605 MISC .06 GOLDMAN SACHS GROUP INC		085 830	9333 40811-00001 04-21-10		3,766.43	1,977.99- 23,000-
04-27-10	BNY CONVERGEX 04/22 SALE 7 SHS @ 256.7754 MISC .03 APPLE INC		085 830	9333 40817-00002 04-27-10		1,797.40	256.34- 7,000-
05-06-10	BNY CONVERGEX 05/03 SALE 95 SHS @ 40.4345 MISC .06 CAMERON INTL CORP		085 830	9333 40826-00002 05-06-10		3,841.21	3,306.29- 95,000-
05-07-10	BNY CONVERGEX 05/04 SALE 103 SHS @ 27.8503 MISC .05 JUNIPER NETWORKS INC		085 830	9333 40827-00002 05-07-10		2,868.53	1,626.35- 103,000-
05-21-10	BNY CONVERGEX 05/18 SALE 40 SHS @ 50.4854 MISC .03 ALEXION PHARMACEUTICALS INC		085 830	9333 40841-00001 05-21-10		2,019.38	1,775.30- 40,000-

- C A S H -

BANK 21
 REGION 10
 OFFICE 640

- T R A N S A C T I O N A N A L Y S I S / S U M M A R Y -
 ACCOUNT 0564345 ROCKWELL FOUNDATION MCGR

DATE 04/28/11
 TIME 07:22
 PAGE 0005

DATE	-TRANSACTION- DESCRIPTION	-CODES- TRAN TAX INDV	HISTORY	- C A S H - INCOME	PRINCIPAL	INVEST/UNITS
05-24-10	BNY CONVERGEX 05/19 SALE 45 SHS @ 63.0447 MISC .05 DOLBY LABORATORIES INC CLASS A	085 830	9333 40844-00002 05-24-10		2,836.96	1,438.47 45.000
06-01-10	BNY CONVERGEX 05/26 SALE 4 SHS @ 249.533 MISC .02 APPLE INC	085 830	9333 40852-00002 06-01-10		998.12	146.48 4.000
06-04-10	BNY CONVERGEX 06/01 SALE 69 SHS @ 20.9102 MISC .02 BLUE COAT SYSTEMS INC	085 830	9333 40855-00001 06-04-10		1,442.78	1,994.27 69.000
06-09-10	BNY CONVERGEX 06/04 SALE 8 SHS @ 199.0728 MISC .03 MASTERCARD INC CL A	085 830	9333 40860-00001 06-09-10		1,592.56	2,059.57 8.000
06-09-10	BNY CONVERGEX 06/04 SALE 41 SHS @ 60.9893 MISC .04 NOBLE ENERGY INC	085 830	9333 40860-00002 06-09-10		2,500.52	1,292.09 41.000
06-16-10	BNY CONVERGEX 06/11 SALE 33 SHS @ 67.7568 MISC .04 DEVON ENERGY CORP NEW	085 830	9333 40867-00001 06-16-10		2,235.94	2,309.43 33.000
07-07-10	BNY CONVERGEX 07/01 SALE 42 SHS @ 62.2656 MISC .04 VMWARE INC CLASS A	085 830	9333 40888-00005 07-07-10		2,615.11	2,026.70 42.000
07-12-10	BNY CONVERGEX 07/07 SALE 153 SHS @ 10.1159 MISC .03 CHICOS FAS INC	085 830	9333 40893-00001 07-12-10		1,547.71	2,081.10 153.000
07-21-10	BNY CONVERGEX 07/16 SALE 51 SHS @ 27.6468 MISC .02 ALTERA CORP	085 830	9333 40902-00001 07-21-10		1,409.96	1,121.27 51.000

DATE	-TRANSACTION- DESCRIPTION	-CODES- TRAN TAX INDV	HISTORY	INCOME	PRINCIPAL	INVEST/UNITS
08-17-10	BNY CONVERGEX 08/12 SALE 60 SHS @ 25.9414 MISC .03 MINDRAY MEDICAL INTL LTD ADR ISIN US6026751007 SEDOL B1FCP24	085 830	9333 40929-00001 08-17-10	1,556.46	1,556.46	1,994.03- 60.000-
08-19-10	BNY CONVERGEX 08/16 SALE 152 SHS @ 9.0724 MISC .02 NVIDIA CORP	085 830	9333 40931-00002 08-19-10	1,378.98	1,378.98	1,952.04- 152.000-
08-23-10	BNY CONVERGEX 08/18 SALE 180 SHS @ 22.3264 MISC .07 EBAY INC	085 830	9333 40935-00002 08-23-10	4,018.68	4,018.68	4,732.47- 180.000-
08-24-10	BNY CONVERGEX 08/19 SALE 50 SHS @ 41.9535 MISC .04 ENSCO PLC ADS	085 830	9333 40936-00001 08-24-10	2,097.64	2,097.64	1,488.81- 50.000-
08-24-10	BNY CONVERGEX 08/19 SALE 70 SHS @ 38.7368 MISC .05 NATIONAL OILWELL VARCO INC	085 830	9333 40936-00003 08-24-10	2,711.53	2,711.53	2,442.39- 70.000-
08-25-10	BNY CONVERGEX 08/20 SALE 59 SHS @ 62.2157 MISC .06 DEVON ENERGY CORP NEW	085 830	9333 40937-00002 08-25-10	3,670.66	3,670.66	4,128.99- 59.000-
08-26-10	BNY CONVERGEX 08/23 SALE 63 SHS @ 37.5546 MISC .04 ACCENTURE PLC CLASS A ISIN IE00B4BNMY34 SEDOL B4BNMY3	085 830	9333 40938-00001 08-26-10	2,365.90	2,365.90	2,627.33- 63.000-
09-01-10	BNY CONVERGEX 08/27 SALE 70 SHS @ 33.4856 MISC .04 GUESS INC	085 830	9333 40944-00004 09-01-10	2,343.95	2,343.95	2,498.26- 70.000-
09-02-10	BNY CONVERGEX 08/30 SALE 148 SHS @ 12.8842 MISC .03 STERLITE INDUSTRIES INDI ADS ADT ISIN US8597372072 SEDOL B1YX3G8	085 830	9333 40945-00004 09-02-10	1,906.83	1,906.83	1,727.87- 148.000-

- TRANSACTION-
DESCRIPTION

ACCOUNT 0564345 ROCKWELL FOUNDATION
MGR

DATE	DESCRIPTION	-TRANSACTION-	-CODES-	HISTORY	INCOME	PRINCIPAL	INVEST/UNITS
09-03-10	BNY CONVERGEX 08/31 SALE 46 SHS @ 31.4494 MISC .02 MEDTRONIC INC		085 830	9333 40946-00002 09-03-10	1,446.65	1,941.14- 46.000-	
09-14-10	BNY CONVERGEX 09/09 SALE 52 SHS @ 26.4025 MISC .02 ATWOOD OCEANICS INC		085 830	9333 40957-00002 09-14-10	1,372.91	2,045.94- 52.000-	
09-16-10	BNY CONVERGEX 09/13 SALE 31 SHS @ 46.53 MISC .02 AMPHENOL CORP NEW CL A		085 830	9333 40959-00001 09-16-10	1,442.41	1,466.79- 31.000-	
09-16-10	BNY CONVERGEX 09/13 SALE 96 SHS @ 15.6463 MISC .03 NUANCE COMMUNICATIONS INC		085 830	9333 40959-00003 09-16-10	1,502.02	1,437.95- 96.000-	
09-29-10	BNY CONVERGEX 09/24 SALE 126 SHS @ 15.3414 MISC .03 NUANCE COMMUNICATIONS INC		085 830	9333 40972-00001 09-29-10	1,932.98	1,887.30- 126.000-	
10-06-10	BNY CONVERGEX 10/01 SALE 51 SHS @ 38.6242 MISC .03 NUCOR CORP		085 830	9333 40979-00002 10-06-10	1,969.80	1,589.03- 51.000-	
10-06-10	BNY CONVERGEX 10/01 SALE 49 SHS @ 80.8229 MISC .07 OCCIDENTAL PETROLEUM CORP		085 830	9333 40979-00003 10-06-10	3,960.26	4,026.28- 49.000-	
10-08-10	BNY CONVERGEX 10/05 SALE 61 SHS @ 42.5684 MISC .04 ANSYS INC		085 830	9333 40981-00001 10-08-10	2,596.63	2,624.02- 61.000-	
10-08-10	BNY CONVERGEX 10/05 SALE 56 SHS @ 72.0085 MISC .07 UNITED TECHNOLOGIES CORP		085 830	9333 40981-00003 10-08-10	4,032.41	4,108.68- 56.000-	

- C A S H -

BANK 21
 REGION 10
 OFFICE 640

- TRANSACTION-
 DESCRIPTION

DATE

10-25-10
 11-01-10
 11-01-10
 11-02-10
 11-05-10
 11-05-10
 11-09-10
 11-12-10

BNY CONVERGEX
 10/20 SALE 74 SHS @ 30.4525
 MISC .04
 LINEAR TECHNOLOGY CORP

BNY CONVERGEX
 10/27 SALE 118 SHS @ 16.919
 MISC .03
 ALIGN TECHNOLOGY INC

BNY CONVERGEX
 10/27 SALE 41 SHS @ 66.0073
 MISC .05
 BUCYRUS INTL INC

BNY CONVERGEX
 10/28 SALE 55 SHS @ 19.4235
 MISC .02
 SKECHERS U S A INC
 CL A

BNY CONVERGEX
 11/02 SALE 25 SHS @ 77.4434
 MISC .03
 CORE LABORATORIES N V

BNY CONVERGEX
 11/02 SALE 42 SHS @ 88.9254
 MISC .06
 CUMMINS INC

BNY CONVERGEX
 11/02 SALE 12 SHS @ 265.5328
 MISC .05
 INTUITIVE SURGICAL INC

BNY CONVERGEX
 11/04 SALE 77 SHS @ 27.7861
 MISC .04
 XILINX INC

BNY CONVERGEX
 11/08 SALE 192 SHS @ 32.9153
 MISC .11
 HALLIBURTON CO

ACCOUNT 0564345
 ROCKWELL FOUNDATION

01/01/10 THROUGH 12/31/10

DATE 04/28/11
 TIME 07:22
 PAGE 0009

MCGR

- C A S H -

INCOME

PRINCIPAL

INVEST/UNITS

085 830 9333 40998-00002
 10-25-10

085 830 9333 41005-00001
 11-01-10

085 830 9333 41005-00002
 11-01-10

085 830 9333 41006-00002
 11-02-10

085 830 9333 41009-00001
 11-05-10

085 830 9333 41009-00003
 11-05-10

085 830 9333 41009-00004
 11-05-10

085 830 9333 41013-00002
 11-09-10

085 830 9333 41016-00001
 11-12-10

2,253.45

1,996.41

2,706.25

1,068.27

1,936.05

3,734.80

3,186.34

2,139.49

6,319.63

2,678.53-
 74,000-

1,987.45-
 118,000-

2,047.50-
 41,000-

1,902.57-
 55,000-

2,180.76-
 25,000-

1,982.85-
 42,000-

3,182.78-
 12,000-

2,126.00-
 77,000-

5,776.00-
 192,000-

-TRANSACTION-
 DATE DESCRIPTION

11-15-10 BNY CONVERGEX
 11/09 SALE 25 SHS @ 104.8174
 MISC .04

NEW ORIENTAL ED & TECHNOLOGY
 GROUP INC
 SPONSORED ADR

11-16-10 BNY CONVERGEX
 11/10 SALE 75 SHS @ 20.3923
 MISC .03

WARNER CHILCOTT PLC CL A
 SEDOL B446CM7
 ISIN IE00B446CM77

11-16-10 BNY CONVERGEX
 11/10 SALE 76 SHS @ 28.5161
 MISC .04

AVON PRODUCTS INC

11-23-10 BNY CONVERGEX
 11/18 SALE 107 SHS @ 19.5501
 MISC .04

CISCO SYSTEMS INC

11-29-10 BNY CONVERGEX
 11/23 SALE 112 SHS @ 19.644
 MISC .04

ABB LTD
 SPONSORED ADR

12-20-10 BNY CONVERGEX
 12/15 SALE 35 SHS @ 55.38
 MISC .03

ITRON, INC.

12-23-10 BNY CONVERGEX
 12/20 SALE 76 SHS @ 34.9098
 MISC .04

ATHEROS COMMUNICATIONS

12-28-10 LONG TERM CAPITAL GAINS DISTRIBUTION
 PAYABLE 12/21/10 AT .0000 PER SHARE

BLACKROCK LIQUIDITY FUNDS
 TEMPFUND
 ADMINISTRATION SHARES #H1

- C A S H -
 INCOME

HISTORY

-CODES-
 TRAN TAX INDV

085 830 9333 41019-00003
 11-15-10

085 830 9333 41020-00001
 11-16-10

085 830 9333 41020-00002
 11-16-10

085 830 9333 41027-00001
 11-23-10

2,620.39

1,529.40

2,167.19

2,091.83

2,200.09

1,938.27

2,653.10

1,841.62-
 25,000-

1,965.05-
 75,000-

2,167.19
 76,000-

2,962.67-
 107,000-

2,228.07-
 112,000-

2,139.06-
 35,000-

2,003.10
 76,000-

.06

BANK 21
REGION 10
OFFICE 640

- T R A N S A C T I O N A N A L Y S I S / S U M M A R Y -
01/01/10 THROUGH 12/31/10
ACCOUNT 0564345 ROCKWELL FOUNDATION
MCCR

DATE 04/28/11
TIME 07:22
PAGE 0011

- TRANSACTION -
DESCRIPTION

HISTORY

- C A S H -
INCOME

PRINCIPAL

INVEST/UNITS

12-29-10 BNY CONVERGEX
12/23 SALE 79 SHS @ 29.0614
MISC .04
AVON PRODUCTS INC

085 830 9333 41063-00001
12-29-10

2,295.81

2,253.04-
79.000-

BANK 21
REGION 10
OFFICE 660

- T R A N S A C T I O N A N A L Y S I S / S U M M A R Y -
01/01/10 THROUGH 12/31/10
ACCOUNT 0564345 ROCKWELL FOUNDATION
MCVA

DATE 04/28/11
TIME 07:40
PAGE 0015

DATE	-TRANSACTION- DESCRIPTION	-CODES- TRAN TAX INDV	HISTORY	INCOME	- C A S H - PRINCIPAL	INVEST/UNITS
	TOTALS FOR TAX CODE 081	LONG TERM CAPITAL GAIN DISTRIBUTION			.11	
	TOTALS FOR TAX CODE 830	SALES			174,827.14	153,692.99-P
	TOTALS FOR TAX CODE 833	SALE OF RIGHTS/FRACTIONAL SHARE OF STOCK			28.68	25.81-P

BANK 21
REGION 10
OFFICE 660

- T R A N S A C T I O N A N A L Y S I S / S U M M A R Y -
01/01/10 THROUGH 12/31/10
ACCOUNT 0564345 ROCKWELL FOUNDATION MCVA

DATE 04/28/11
TIME 07:40
PAGE 0001

DATE	-TRANSACTION- DESCRIPTION	-CODES- TRAN TAX INDV	HISTORY	- C A S H - INCOME	PRINCIPAL	INVEST/UNITS
01-05-10	BNY CONVERGEX 12/30 SALE 37 SHS @ 26.8371 MISC .03 PENNEY J C CO INC	085 830	9333 40705-00004 01-05-10	992.95		1,129.42- 37,000-
01-07-10	BNY CONVERGEX 01/04 SALE 25 SHS @ 67.3509 MISC .04 FEDERAL REALTY INVT TRUST SH BEN INT NEW REIT	085 830	9333 40707-00003 01-07-10	1,683.73		1,035.94- 25,000-
01-13-10	CASH IN LIEU OF .782 FRACTIONAL SHARES/PAR AT 13.8500 PER SHARE/BOND FIRST HORIZON NATL CORP	085 833	9999 40713-00001 01-13-10	10.83		9.69- .782-
01-20-10	BNY CONVERGEX 01/14 SALE 25 SHS @ 63.2709 MISC .02 UNITED STS STL CORP NEW	085 830	9333 40720-00001 01-20-10	1,581.75		1,094.08- 25,000-
01-21-10	BNY CONVERGEX 01/15 SALE 14 SHS @ 123.5612 MISC .02 CORE LABORATORIES N V	085 830	9333 40721-00001 01-21-10	1,729.83		1,299.86- 14,000-
01-21-10	BNY CONVERGEX 01/15 SALE 115 SHS @ 12.3252 MISC .02 HUNTSMAN CORP	085 830	9333 40721-00005 01-21-10	1,417.38		1,004.40- 115,000-
01-21-10	BNY CONVERGEX 01/15 SALE 27 SHS @ 40.3308 MISC .01 OIL STATES INTERNATIONAL INC	085 830	9333 40721-00007 01-21-10	1,088.92		903.52- 27,000-
01-26-10	BNY CONVERGEX 01/21 SALE 130 SHS @ 12.5433 MISC .02 NV ENERGY INC	085 830	9333 40726-00003 01-26-10	1,630.61		1,480.90- 130,000-
01-28-10	BNY CONVERGEX 01/25 SALE 33 SHS @ 55.9018 MISC .02 UNITED STS STL CORP NEW	085 830	9333 40728-00002 01-28-10	1,844.74		1,444.18- 33,000-
01-29-10	BNY CONVERGEX 01/26 SALE 14 SHS @ 91.8619 MISC .02 EDWARDS LIFSCIENCES CORP	085 830	9333 40729-00003 01-29-10	1,286.05		667.90- 14,000-

DATE	-TRANSACTION- DESCRIPTION	-CODES- TRAN TAX INDV	HISTORY	- C A S H - INCOME	PRINCIPAL	INVEST/UNITS
02-01-10	BNY CONVERGEX 01/27 SALE 35 SHS @ 59.2997 MISC .03 CLOROX CO	085 830	9333 40732-00001 02-01-10	2,075.46		2,077.17- 35.000-
02-01-10	BNY CONVERGEX 01/27 SALE 54 SHS @ 19.3732 MISC .01 CORRECTIONS CORP AMER NEW COM NEW REIT	085 830	9333 40732-00002 02-01-10	1,046.14		1,305.38- 54.000-
02-03-10	BNY CONVERGEX 01/29 SALE 30 SHS @ 71.8146 MISC .03 ARCH CAPITAL GROUP LTD	085 830	9333 40734-00001 02-03-10	2,154.41		1,907.30- 30.000-
02-08-10	BNY CONVERGEX 02/03 SALE 35 SHS @ 29.6729 MISC .01 JOHNSON CONTROLS INC	085 830	9333 40739-00001 02-08-10	1,038.54		893.61- 35.000-
02-12-10	BNY CONVERGEX 02/09 SALE 41 SHS @ 35.1061 MISC .02 OIL STATES INTERNATIONAL INC	085 830	9333 40743-00003 02-12-10	1,439.33		1,372.02- 41.000-
02-18-10	BNY CONVERGEX 02/12 SALE 50 SHS @ 30.4208 MISC .02 ATLAS ENERGY INC	085 830	9333 40749-00001 02-18-10	1,521.02		1,436.79- 50.000-
02-19-10	BNY CONVERGEX 02/16 SALE 57 SHS @ 37.0003 MISC .03 STARWOOD HOTELS & RESORTS WORLDWIDE INC	085 830	9333 40750-00001 02-19-10	2,108.99		1,157.54- 57.000-
02-24-10	BNY CONVERGEX 02/19 SALE 48 SHS @ 41.3001 MISC .03 TERRA INDUSTRIES INC	085 830	9333 40755-00001 02-24-10	1,982.38		1,318.44- 48.000-
02-26-10	LONG TERM CAPITAL GAINS DISTRIBUTION PAYABLE 12/31/09 AT .0000 PER SHARE BLACKROCK LIQUIDITY FUNDS TEMPFUND ADMINISTRATION SHARES #H1	081 081 00-0000	40757-00005 02-26-10	.03		

BANK 21
REGION 10
OFFICE 660

- TRANSACTION-
DESCRIPTION

DATE

INCOME

PRINCIPAL

INVEST/UNITS

TRAN TAX INDV

HISTORY

MCVA

ACCOUNT 0564345 ROCKWELL FOUNDATION

01/01/10 THROUGH 12/31/10

DATE 04/28/11
TIME 07:40
PAGE 0003

DATE	DESCRIPTION	TRAN TAX INDV	HISTORY	INCOME	PRINCIPAL	INVEST/UNITS
03-01-10	BNY CONVERGEX 02/24 SALE 23 SHS @ 49.0229 MISC .01 NEWFIELD EXPLORATION CO	085 830	9333 40760-00005 03-01-10		1,127.51	1,018.24- 23,000-
03-05-10	BNY CONVERGEX 03/02 SALE 19 SHS @ 94.6015 MISC .02 EDWARDS LIFESCIENCES CORP	085 830	9333 40764-00002 03-05-10		1,797.41	906.43- 19,000-
03-05-10	BNY CONVERGEX 03/02 SALE 47 SHS @ 23.2615 MISC .01 IAC / INTERACTIVECORP-W/I	085 830	9333 40764-00004 03-05-10		1,093.28	820.96- 47,000-
03-05-10	BNY CONVERGEX 03/02 SALE 55 SHS @ 41.3258 MISC .03 TJX COMPANIES INC NEW	085 830	9333 40764-00007 03-05-10		2,272.89	1,741.80- 55,000-
03-09-10	BNY CONVERGEX 03/04 SALE 68 SHS @ 13.3838 MISC .01 HUNTSMAN CORP	085 830	9333 40768-00001 03-09-10		910.09	687.07- 68,000-
03-16-10	BNY CONVERGEX 03/11 SALE 33 SHS @ 59.5198 MISC .02 CLIFFS NATURAL RESOURCES INC	085 830	9333 40775-00001 03-16-10		1,964.13	1,259.45- 33,000-
03-16-10	BNY CONVERGEX 03/11 SALE 61 SHS @ 17.0514 MISC .01 PROGRESSIVE CORP OHIO	085 830	9333 40775-00002 03-16-10		1,040.12	1,137.18- 61,000-
03-17-10	BNY CONVERGEX 03/12 SALE 80 SHS @ 19.8292 MISC .02 QLOGIC CORP	085 830	9333 40776-00001 03-17-10		1,586.32	1,486.00- 80,000-
03-23-10	BNY CONVERGEX 03/18 SALE 59 SHS @ 36.1315 MISC .03 URBAN OUTFITTERS INC	085 830	9333 40782-00001 03-23-10		2,131.73	1,206.20- 59,000-
03-26-10	BNY CONVERGEX 03/23 SALE 68 SHS @ 18.7581 MISC .02 EXCO RESOURCES INC	085 830	9333 40785-00002 03-26-10		1,275.53	1,469.53- 68,000-

BANK 21
 REGION 10
 OFFICE 660

- TRANSACTION-
 DESCRIPTION

DATE

03-29-10

04-05-10

04-05-10

04-12-10

04-12-10

04-12-10

04-21-10

04-27-10

04-30-10

BNY CONVERGEX
 03/24 SALE 20 SHS @ 49.8557
 MISC .01
 NEWFIELD EXPLORATION CO

BNY CONVERGEX
 03/30 SALE 62 SHS @ 12.3715
 MISC .01
 HUNTSMAN CORP

BNY CONVERGEX
 03/30 SALE 45 SHS @ 48.0522
 MISC .04
 KINETIC CONCEPTS INC
 COM NEW

CASH IN LIEU OF .747 FRACTIONAL
 SHARES/PAR AT 14.9200 PER SHARE/BOND
 FIRST HORIZON NATL CORP

BNY CONVERGEX
 04/07 SALE 50 SHS @ 32.75
 MISC .03
 JOHNSON CONTROLS INC

BNY CONVERGEX
 04/07 SALE 56 SHS @ 28.135
 MISC .03
 RAYMOND JAMES FINANCIAL INC

BNY CONVERGEX
 04/16 SALE 73 SHS @ 14.7107
 MISC .02
 HOST HOTELS & RESORTS INC
 REIT

BNY CONVERGEX
 04/22 SALE 39 SHS @ 49.9928
 MISC .03
 QUESTAR CORP

BNY CONVERGEX
 04/27 SALE 25 SHS @ 42.6059
 MISC .02
 COMERICA INC

-TRANSACTION-
 HISTORY

085 830 9333 40788-00001
 03-29-10

085 830 9333 40795-00001
 04-05-10

085 830 9333 40795-00002
 04-05-10

085 833 9999 40802-00001
 04-12-10

085 830 9333 40802-00002
 04-12-10

085 830 9333 40802-00003
 04-12-10

085 830 9333 40811-00001
 04-21-10

085 830 9333 40817-00002
 04-27-10

085 830 9333 40820-00002
 04-30-10

-CODES-
 TRAN TAX INDV

997.10

767.02

2,162.31

11.15

1,637.47

1,575.53

1,073.86

1,949.69

1,065.13

- C A S H -
 INCOME

885.42-
 20,000-

626.45-
 62,000-

1,985.59-
 45,000-

9.12-
 .747-

1,276.59-
 50,000-

1,356.52-
 56,000-

795.81-
 73,000-

1,746.
 39,000-

767.08-
 25,000-

DATE 04/28/11
 TIME 07:40
 PAGE 0004

- T R A N S A C T I O N A N A L Y S I S / S U M M A R Y -
 ACCOUNT 0564345 ROCKWELL FOUNDATION
 MCVA

BANK 21
REGION 10
OFFICE 660

- TRANSACTION-
DESCRIPTION

DATE 04/28/11
TIME 07:40
PAGE 0005

- T R A N S A C T I O N A N A L Y S I S / S U M M A R Y -
ACCOUNT 0564345 ROCKWELL FOUNDATION
MGVA

DATE	DESCRIPTION	-TRANSACTION- DESCRIPTION	-CODES- TRAN TAX INDV	HISTORY	INCOME	PRINCIPAL	INVEST/UNITS
04-30-10	BNY CONVERGEX 04/27 SALE 105 SHS @ 9.5458 MISC .02 MARSHALL & ILSLEY CORP		085 830	9333 40820-00004 04-30-10		1,002.29	670.16- 105.000-
05-03-10	BNY CONVERGEX 04/28 SALE 132 SHS @ 11.2216 MISC .03 HUNTSMAN CORP		085 830	9333 40823-00002 05-03-10		1,481.23	1,333.72- 132.000-
05-04-10	BNY CONVERGEX 04/29 SALE 47 SHS @ 64.3378 MISC .05 CLIFFS NATURAL RESOURCES INC		085 830	9333 40824-00002 05-04-10		3,023.83	1,793.75- 47.000-
05-04-10	BNY CONVERGEX 04/29 SALE 17 SHS @ 65.1473 MISC .02 DRILL-QUIP INC		085 830	9333 40824-00003 05-04-10		1,107.49	997.70- 17.000-
05-10-10	BNY CONVERGEX 05/05 SALE 40 SHS @ 38.1527 MISC .03 BJS WHSL CLUB INC		085 830	9333 40830-00001 05-10-10		1,526.08	1,438.57- 40.000-
05-10-10	BNY CONVERGEX 05/05 SALE 35 SHS @ 29.9809 MISC .02 COMMSCOPE INC		085 830	9333 40830-00002 05-10-10		1,049.31	1,188.57- 35.000-
05-10-10	BNY CONVERGEX 05/05 SALE 158 SHS @ 18.1111 MISC .05 PARAMETRIC TECHNOLOGY CORP		085 830	9333 40830-00005 05-10-10		2,861.51	1,942.10- 158.000-
05-13-10	BNY CONVERGEX 05/10 SALE 11 SHS @ 70.9901 MISC .01 CUMMINS INC		085 830	9333 40833-00001 05-13-10		780.88	401.7 11.00
05-13-10	BNY CONVERGEX 05/10 SALE 17 SHS @ 83.612 MISC .02 WHITING PETROLEUM CORP		085 830	9333 40833-00003 05-13-10		1,421.38	706.01- 17.000-
05-14-10	BNY CONVERGEX 05/11 SALE 38 SHS @ 53.7501 MISC .03 CONCHO RESOURCES INC		085 830	9333 40834-00002 05-14-10		2,042.47	1,444.91- 38.000-

BANK 21
 REGION 10
 OFFICE 660

- TRANSACTION-
 DESCRIPTION

DATE 04/28/11
 TIME 07:40
 PAGE 0006

- T R A N S A C T I O N A N A L Y S I S / S U M M A R Y -
 01/01/10 THROUGH 12/31/10
 ACCOUNT 0564345 ROCKWELL FOUNDATION
 MCVA

DATE	DESCRIPTION	-TRANSACTION- DESCRIPTION	-CODES- TRAN TAX INDV	HISTORY	INCOME	PRINCIPAL	INVEST/UNITS
05-14-10	BNY CONVERGEX 05/11 SALE 19 SHS @ 109.3111 MISC .04 ESSEX PPTY TR INC REIT		085 830	9333 40834-00003 05-14-10		2,076.88	1,574.08- 19,000-
05-17-10	BNY CONVERGEX 05/12 SALE 76 SHS @ 14.7319 MISC .02 FIFTH THIRD BANCORP		085 830	9333 40837-00003 05-17-10		1,119.61	919.09- 76,000-
05-18-10	BNY CONVERGEX 05/13 SALE 48 SHS @ 22.1027 MISC .02 DISH NETWORK CORP CL A		085 830	9333 40838-00002 05-18-10		1,060.91	902.61- 48,000-
05-20-10	BNY CONVERGEX 05/17 SALE 76 SHS @ 15.25 MISC .02 CBS CORP CLASS B WI		085 830	9333 40840-00001 05-20-10		1,158.98	1,009.12- 76,000-
05-24-10	BNY CONVERGEX 05/19 SALE 15 SHS @ 77.9656 MISC .02 WHITING PETROLEUM CORP		085 830	9333 40844-00002 05-24-10		1,169.46	622.95- 15,000-
05-25-10	BNY CONVERGEX 05/20 SALE 139 SHS @ 13.4597 MISC .03 HOST HOTELS & RESORTS INC REIT		085 830	9333 40845-00001 05-25-10		1,870.87	1,515.32- 139,000-
05-27-10	BNY CONVERGEX 05/24 SALE 33 SHS @ 45.8469 MISC .03 FLUOR CORP		085 830	9333 40847-00001 05-27-10		1,512.92	1,670.04- 33,000-
05-28-10	BNY CONVERGEX 05/25 SALE 22 SHS @ 93.0776 MISC .03 AVALONBAY COMMUNITIES INC REIT		085 830	9333 40848-00001 05-28-10		2,047.67	1,842.08- 22,000-
06-02-10	BNY CONVERGEX 05/27 SALE 35 SHS @ 35.2354 MISC .02 ABERCROMBIE & FITCH CO CL A		085 830	9333 40853-00001 06-02-10		1,233.22	1,663.51- 35,000-

BANK 21
 REGION 10
 OFFICE 660

- TRANSACTION -
 DESCRIPTION

DATE

INCOME - C A S H -
 PRINCIPAL

INVEST/UNITS

DATE 04/28/11
 TIME 07:40
 PAGE 0007

ACCOUNT 0564345 ROCKWELL FOUNDATION
 MCVA

DATE	DESCRIPTION	-CODES- TRAN TAX INDV	HISTORY	INCOME	PRINCIPAL	INVEST/UNITS
06-03-10	BNY CONVERGEX 05/28 SALE 27 SHS @ 48.044 MISC .02 OCEANEERING INTERNATIONAL INC	085 830 9333	40854-00002 06-03-10	1,297.17	1,699.67- 27.000-	
06-07-10	BNY CONVERGEX 06/02 SALE 41 SHS @ 42.5287 MISC .03 DRILL-QUIP INC	085 830 9333	40858-00002 06-07-10	1,743.65	2,406.20- 41.000-	
06-08-10	BNY CONVERGEX 06/03 SALE 47 SHS @ 41.6159 MISC .03 MOLSON COORS BREWING COMPANY	085 830 9333	40859-00003 06-08-10	1,955.91	2,102.30- 47.000-	
06-14-10	BNY CONVERGEX 06/09 SALE 17 SHS @ 60.556 MISC .02 DIGITAL RLTY TR INC	085 830 9333	40865-00001 06-14-10	1,029.43	839.98- 17.000-	
06-17-10	BNY CONVERGEX 06/14 SALE 67 SHS @ 26.1228 MISC .03 COMMSCOPE INC	085 830 9333	40868-00001 06-17-10	1,750.20	2,275.27- 67.000-	
06-23-10	BNY CONVERGEX 06/18 SALE 22 SHS @ 74.8793 MISC .03 CUMMINS INC	085 830 9333	40874-00001 06-23-10	1,647.32	802.38- 22.000-	
06-23-10	BNY CONVERGEX 06/18 SALE 20 SHS @ 62.8537 MISC .02 FMC CORPORATION NEW	085 830 9333	40874-00002 06-23-10	1,257.05	1,055.27- 20.000-	
06-29-10	BNY CONVERGEX 06/24 SALE 28 SHS @ 42.7039 MISC .02 UNITED STS STL CORP NEW	085 830 9333	40880-00002 06-29-10	1,195.69	1,707.11- 28.000-	
06-30-10	BNY CONVERGEX 06/25 SALE 15 SHS @ 43.0518 MISC .01 RANGE RES CORP	085 830 9333	40881-00007 06-30-10	645.77	665.63- 15.000-	
07-06-10	BNY CONVERGEX 06/30 SALE 49 SHS @ 28.0849 MISC .02 PACTIV CORPORATION	085 830 9333	40887-00002 07-06-10	1,376.14	1,266.59- 49.000-	

BANK 21
 REGION 10
 OFFICE 660

- TRANSACTION-
 DESCRIPTION

DATE 04/28/11
 TIME 07:40
 PAGE 0008

ACCOUNT 0564345 ROCKWELL FOUNDATION
 MCVA

ANALYSIS / SUMMARY -
 01/01/10 THROUGH 12/31/10

DATE	DESCRIPTION	-TRANSACTION-	-CODES-	HISTORY	INCOME	PRINCIPAL	INVEST/UNITS
			TRAN TAX INDV				
07-06-10	BNY CONVERGEX 06/30 SALE 27 SHS @ 44.1139 MISC .02 VULCAN MATERIALS CO		085 830 9333	40887-00004 07-06-10	1,191.06	1,226.74- 27.000-	
07-07-10	BNY CONVERGEX 07/01 SALE 35 SHS @ 40.4228 MISC .02 CAMDEN PROPERTY REIT		085 830 9333	40888-00002 07-07-10	1,414.77	1,751.87- 35.000-	
07-08-10	BNY CONVERGEX 07/02 SALE 94 SHS @ 21.3638 MISC .03 PENNEY J C CO INC		085 830 9333	40889-00002 07-08-10	2,008.16	2,774.83- 94.000-	
07-09-10	BNY CONVERGEX 07/06 SALE 46 SHS @ 15.2299 MISC .01 QUESTAR CORP		085 830 9333	40890-00002 07-09-10	700.56	671.34- 46.000-	
07-13-10	BNY CONVERGEX 07/08 SALE 22 SHS @ 77.788 MISC .03 WHITING PETROLEUM CORP		085 830 9333	40894-00002 07-13-10	1,711.31	913.65- 22.000-	
07-15-10	BNY CONVERGEX 07/12 SALE 25 SHS @ 23.6061 MISC .01 HARLEY DAVIDSON INC		085 830 9333	40896-00004 07-15-10	590.14	700.81- 25.000-	
07-20-10	BNY CONVERGEX 07/15 SALE 42 SHS @ 53.70 MISC .04 NBTY INC		085 830 9333	40901-00001 07-20-10	2,255.36	1,685.90- 42.000-	
07-23-10	BNY CONVERGEX 07/20 SALE 58 SHS @ 23.4316 MISC .02 PENN NATL GAMING INC		085 830 9333	40904-00001 07-23-10	1,359.01	1,596. 58.000-	
07-26-10	CASH IN LIEU OF .560 FRACTIONAL SHARES/PAR AT 11.5400 PER SHARE/BOND FIRST HORIZON NATL CORP		085 833 9999	40907-00001 07-26-10	6.46	6.75- .560-	
07-28-10	BNY CONVERGEX 07/23 SALE 172 SHS @ 4.70 MISC .01 SPRINT NEXTEL CORP		085 830 9333	40909-00002 07-28-10	808.39	739.27- 172.000-	

BANK 21
REGION 10
OFFICE 660

- T R A N S A C T I O N A N A L Y S I S / S U M M A R Y -
01/01/10 THROUGH 12/31/10
ACCOUNT 0564345 ROCKWELL FOUNDATION MCVA

DATE 04/28/11
TIME 07:40
PAGE 0009

DATE	DESCRIPTION	-TRANSACTION- DESCRIPTION	-CODES- TRAN TAX INDV	HISTORY	INCOME	PRINCIPAL	INVEST/UNITS
08-17-10	BNY CONVERGEX 08/12 SALE 64 SHS @ 25.7412 MISC .03 HARLEY DAVIDSON INC		085 830 9333	40929-00002 08-17-10		1,647.41	1,794.06- 64,000-
08-17-10	BNY CONVERGEX 08/12 SALE 91 SHS @ 24.2873 MISC .04 IAC / INTERACTIVECORP-W/I		085 830 9333	40929-00003 08-17-10		2,210.11	1,589.51- 91,000-
08-23-10	BNY CONVERGEX 08/18 SALE 24 SHS @ 62.1223 MISC .03 FMC CORPORATION NEW		085 830 9333	40935-00001 08-23-10		1,490.91	1,266.33- 24,000-
08-23-10	BNY CONVERGEX 08/18 SALE 46 SHS @ 23.5227 MISC .02 MARSH & MCLENNAN COMPANIES INC		085 830 9333	40935-00002 08-23-10		1,082.03	1,074.59- 46,000-
08-23-10	BNY CONVERGEX 08/18 SALE 35 SHS @ 42.187 MISC .02 SNAP ON INC		085 830 9333	40935-00005 08-23-10		1,476.52	1,132.47- 35,000-
08-24-10	BNY CONVERGEX 08/19 SALE 46 SHS @ 47.26 MISC .04 MCAFEES INC		085 830 9333	40936-00002 08-24-10		2,173.92	1,453.60- 46,000-
08-25-10	BNY CONVERGEX 08/20 SALE 106 SHS @ 19.7937 MISC .04 SAFEWAY INC NEW		085 830 9333	40937-00001 08-25-10		2,098.10	2,621.44- 106,000-
08-26-10	BNY CONVERGEX 08/23 SALE 119 SHS @ 6.2662 MISC .01 MARSHALL & ILSLEY CORP		085 830 9333	40938-00001 08-26-10		745.67	759.52- 119,000-
09-01-10	BNY CONVERGEX 08/27 SALE 90 SHS @ 13.74 MISC .02 CBS CORP CLASS B WI		085 830 9333	40944-00001 09-01-10		1,236.58	1,195.01- 90,000-

BANK 21
REGION 10
OFFICE 660

- T R A N S A C T I O N A N A L Y S I S / S U M M A R Y -
ACCOUNT 0564345 ROCKWELL FOUNDATION MCVA

DATE 04/28/11
TIME 07:40
PAGE 0010

DATE	DESCRIPTION	-TRANSACTION-	-CODES-	HISTORY	INCOME	PRINCIPAL	INVEST/UNITS
			TRAN TAX INDV				
09-01-10	BNY CONVERGEX 08/27 SALE 58 SHS @ 23.1106 MISC .02 LINCOLN NATIONAL CORP		085 830 9333	40944-00007 09-01-10	1,340.39		1,556.26- 58.000-
09-08-10	BNY CONVERGEX 09/02 SALE 37 SHS @ 43.836 MISC .03 HORMEL FOODS CORP		085 830 9333	40951-00002 09-08-10	1,621.90		1,467.17- 37.000-
09-09-10	BNY CONVERGEX 09/03 SALE 61 SHS @ 22.3712 MISC .02 INTERNATIONAL PAPER CO		085 830 9333	40952-00002 09-09-10	1,364.62		1,480.42- 61.000-
09-09-10	BNY CONVERGEX 09/03 SALE 160 SHS @ 9.9262 MISC .03 TERADYNE INCORPORATED		085 830 9333	40952-00003 09-09-10	1,588.17		1,317.38- 160.000-
09-16-10	BNY CONVERGEX 09/13 SALE 45 SHS @ 30.1204 MISC .02 EQUIFAX INC		085 830 9333	40959-00001 09-16-10	1,355.40		1,620.00- 45.000-
09-17-10	BNY CONVERGEX 09/14 SALE 16 SHS @ 98.0874 MISC .03 CF INDUSTRIES HOLDINGS INC		085 830 9333	40960-00001 09-17-10	1,569.37		1,172.21- 16.000-
09-24-10	BNY CONVERGEX 09/21 SALE 27 SHS @ 82.0363 MISC .04 EATON CORP		085 830 9333	40967-00002 09-24-10	2,214.94		2,046.88- 27.000-
10-12-10	BNY CONVERGEX 10/06 SALE 25 SHS @ 38.81 MISC .02 FIRSTENERGY CORP		085 830 9333	40985-00001 10-12-10	970.23		1,398.00- 25.000-
10-12-10	BNY CONVERGEX 10/06 SALE 27 SHS @ 37.9373 MISC .02 RANGE RES CORP		085 830 9333	40985-00003 10-12-10	1,024.29		1,128.42- 27.000-
10-13-10	CASH IN LIEU OF .021 FRACTIONAL SHARES/PAR AT 11.3100 PER SHARE/BOND FIRST HORIZON NATL CORP		085 833 9999	40986-00001 10-13-10	.24		.25- .021-

BANK 21
REGION 10
OFFICE 660

- T R A N S A C T I O N A N A L Y S I S / S U M M A R Y -
01/01/10 THROUGH 12/31/10
ACCOUNT 0564345 ROCKWELL FOUNDATION
MCVA

DATE 04/28/11
TIME 07:40
PAGE 0011

DATE	TRANSACTION- DESCRIPTION	-CODES- TRAN TAX INDV	HISTORY	- C A S H - INCOME	PRINCIPAL	INVEST/UNITS
10-18-10	BNY CONVERGEX 10/13 SALE 27 SHS @ 36.3551 MISC .02 RANGE RES CORP	085 830	9333 40991-00001 10-18-10	981.57		1,128.42- 27,000-
10-20-10	BNY CONVERGEX 10/15 SALE 45 SHS @ 54.2923 MISC .04 FOSSIL INC	085 830	9333 40993-00001 10-20-10	2,443.11		1,460.26- 45,000-
10-25-10	BNY CONVERGEX 10/20 SALE 10 SHS @ 115.9385 MISC .02 CF INDUSTRIES HOLDINGS INC	085 830	9333 40998-00002 10-25-10	1,159.37		732.63- 10,000-
10-25-10	BNY CONVERGEX 10/20 SALE 45 SHS @ 27.3294 MISC .02 DPL INC	085 830	9333 40998-00003 10-25-10	1,229.80		1,242.17- 45,000-
10-26-10	BNY CONVERGEX 10/21 SALE 86 SHS @ 18.2402 MISC .03 ANNALY CAPITAL MGMT INC	085 830	9333 40999-00002 10-26-10	1,568.63		1,508.06- 86,000-
10-28-10	BNY CONVERGEX 10/25 SALE 51 SHS @ 37.37 MISC .03 ALBERTO-CULVER CO - W/I	085 830	9333 41001-00001 10-28-10	1,905.84		1,542.75- 51,000-
10-29-10	BNY CONVERGEX 10/26 SALE 13 SHS @ 89.8749 MISC .02 BOSTON PPTYS INC REIT	085 830	9333 41002-00002 10-29-10	1,168.35		606.75- 13,000-
10-29-10	BNY CONVERGEX 10/26 SALE 168 SHS @ 10.1098 MISC .03 KEY ENERGY SERVICES INC	085 830	9333 41002-00004 10-29-10	1,698.42		1,626.5- 168,000-
10-29-10	BNY CONVERGEX 10/26 SALE 20 SHS @ 71.6893 MISC .02 SHERWIN-WILLIAMS CO	085 830	9333 41002-00007 10-29-10	1,433.76		1,591.92- 20,000-

BANK 21
REGION 10
OFFICE 660

- TRANSACTION -
DESCRIPTION

DATE

DATE 04/28/11
TIME 07:40
PAGE 0012

- T R A N S A C T I O N A N A L Y S I S / S U M M A R Y -
ACCOUNT 0564345 ROCKWELL FOUNDATION
MCVA

- C A S H -

INCOME

PRINCIPAL

INVEST/UNITS

11-05-10 BNY CONVERGEX 11/02 SALE 32 SHS @ 36.5967 MISC .02 BE AEROSPACE INC 085 830 9333 41009-00003 11-05-10 1,171.07 564.56-32.000-

11-05-10 BNY CONVERGEX 11/02 SALE 41 SHS @ 27.5049 MISC .02 WR BERKLEY CORP 085 830 9333 41009-00004 11-05-10 1,127.68 1,035.45-41.000-

11-05-10 BNY CONVERGEX 11/02 SALE 12 SHS @ 122.0489 MISC .02 CF INDUSTRIES HOLDINGS INC 085 830 9333 41009-00005 11-05-10 1,464.56 879.15-12.000-

11-05-10 BNY CONVERGEX 11/02 SALE 22 SHS @ 36.5671 MISC .01 CELANESE CORP-SERIES A 085 830 9333 41009-00006 11-05-10 804.46 723.05-22.000-

11-10-10 BNY CONVERGEX 11/05 SALE 15 SHS @ 116.3339 MISC .03 INTERCONTINENTAL EXCHANGE INC 085 830 9333 41014-00001 11-10-10 1,744.98 1,601.81-15.000-

11-17-10 BNY CONVERGEX 11/12 SALE 9 SHS @ 93.3735 MISC .01 EATON CORP 085 830 9333 41021-00002 11-17-10 840.35 682.29-9.000-

11-17-10 BNY CONVERGEX 11/12 SALE 10 SHS @ 79.0559 MISC .01 PARKER HANNIFIN CORP 085 830 9333 41021-00003 11-17-10 790.55 652.23-10.000-

11-24-10 BNY CONVERGEX 11/19 SALE 33 SHS @ 51.0997 MISC .03 DIGITAL RLTY TR INC 085 830 9333 41028-00001 11-24-10 1,686.26 1,630.5-33.0-

11-26-10 BNY CONVERGEX 11/22 SALE 18 SHS @ 64.7837 MISC .02 BIOGEN IDEC INC 085 830 9333 41030-00002 11-26-10 1,166.09 967.21-18.000-

11-26-10 BNY CONVERGEX 11/22 SALE 32 SHS @ 25.9353 MISC .01 DPL INC 085 830 9333 41030-00003 11-26-10 829.92 883.32-32.000-

BANK 21
REGION 10
OFFICE 660

- T R A N S A C T I O N A N A L Y S I S / S U M M A R Y -
ACCOUNT 0564345 ROCKWELL FOUNDATION MCVA

DATE 04/28/11
TIME 07:40
PAGE 0013

DATE	-TRANSACTION- DESCRIPTION	-CODES- TRAN TAX INDV	HISTORY	- C A S H - INCOME	PRINCIPAL	INVEST/UNITS
11-26-10	BNY CONVERGEX 11/22 SALE 23 SHS @ 44.9065 MISC .02 GUESS INC	085 830 9333	41030-00005 11-26-10	1,032.83		983.19- 23,000-
12-01-10	BNY CONVERGEX 11/26 SALE 113 SHS @ 18.75 MISC .04 DEL MONTE FOODS CO	085 830 9333	41035-00004 12-01-10	2,118.71		1,659.12- 113,000-
12-03-10	BNY CONVERGEX 11/30 SALE 39 SHS @ 45.4674 MISC .03 HELMERICH & PAYNE INC	085 830 9333	41037-00001 12-03-10	1,773.20		1,571.10- 39,000-
12-14-10	BNY CONVERGEX 12/09 SALE 61 SHS @ 26.0843 MISC .03 HANESBRANDS INC - W/I	085 830 9333	41048-00001 12-14-10	1,591.12		1,498.89- 61,000-
12-14-10	BNY CONVERGEX 12/09 SALE 4 SHS @ 400.0034 MISC .03 WASHINGTON POST CO CLASS B	085 830 9333	41048-00002 12-14-10	1,599.99		2,050.36- 4,000-
12-15-10	BNY CONVERGEX 12/10 SALE 19 SHS @ 42.3822 MISC .01 RANGE RES CORP	085 830 9333	41049-00003 12-15-10	805.25		794.08- 19,000-
12-16-10	BNY CONVERGEX 12/13 SALE 94 SHS @ 20.9938 MISC .03 PROGRESSIVE CORP OHIO	085 830 9333	41050-00001 12-16-10	1,973.38		1,752.38- 94,000-
12-16-10	BNY CONVERGEX 12/13 SALE 95 SHS @ 17.025 MISC .03 STEEL DYNAMICS INC	085 830 9333	41050-00002 12-16-10	1,617.35		1,560.40- 95,000-
12-22-10	BNY CONVERGEX 12/17 SALE 124 SHS @ 10.9401 MISC .02 FIRST HORIZON NATL CORP	085 830 9333	41056-00003 12-22-10	1,356.55		1,470.84- 124,000-

BANK 21
REGION 10
OFFICE 660

- TRANSACTION-
DESCRIPTION

DATE 04/28/11
TIME 07:40
PAGE 0014

TRANSACTION-
DESCRIPTION

12-28-10 LONG TERM CAPITAL GAINS DISTRIBUTION
PAYABLE 12/21/10 AT .0000 PER SHARE
BLACKROCK LIQUIDITY FUNDS
TEMPFUND
ADMINISTRATION SHARES #H1

-CODES-
TRAN TAX INDV

HISTORY

INCOME

PRINCIPAL

.08

081 081 00-0000 41062-00001
12-28-10

MCVA

- C A S H -

INVEST/UNITS

BANK 21
REGION 10
OFFICE 672

- TRANSACTION-
DESCRIPTION

DATE

01/01/10 THROUGH 12/31/10

ACCOUNT 0564345 ROCKWELL FOUNDATION

SCGR

DATE 04/28/11
TIME 07:23
PAGE 0007

-TRANSACTION-
DESCRIPTION

-CODES-
TRAN TAX INDV

HISTORY

- C A S H -

INCOME

PRINCIPAL

INVEST/UNITS

TOTALS FOR TAX CODE 081 LONG TERM CAPITAL GAIN DISTRIBUTION .03

TOTALS FOR TAX CODE 830 SALES 39,376.08

33,772.74-P

TOTALS FOR TAX CODE 833 SALE OF RIGHTS/FRACTIONAL SHARE OF STOCK 16.22

7.15-P

BANK 21
 REGION 10
 OFFICE 672

- T R A N S A C T I O N A N A L Y S I S / S U M M A R Y -
 ACCOUNT 0564345 ROCKWELL FOUNDATION SCGR

DATE 04/28/11
 TIME 07:23
 PAGE 0001

DATE	-TRANSACTION- DESCRIPTION	-CODES- TRAN TAX INDV	HISTORY	- C A S H - INCOME	PRINCIPAL	INVEST/UNITS
01-07-10	BNY CONVERGEX 01/04 SALE 20 SHS @ 29.8362 MISC .02 COHERENT INC	085 830	9333 40707-00002 01-07-10	596.71	421.26- 20,000-	
01-12-10	BNY CONVERGEX 01/07 SALE 1 SHS @ 292.1865 MISC .01 STEAK N SHAKE COMPANY	085 830	9333 40712-00001 01-12-10	292.18	216.33- 1,000-	
01-19-10	BNY CONVERGEX 01/13 SALE 10 SHS @ 42.9207 MISC .01 HERBALIFE LTD	085 830	9333 40719-00001 01-19-10	429.20	309.48- 10,000-	
01-19-10	BNY CONVERGEX 01/13 SALE 15 SHS @ 20.4973 SURMODICS INC	085 830	9333 40719-00002 01-19-10	307.46	455.94- 15,000-	
02-03-10	BNY CONVERGEX 01/29 SALE 30 SHS @ 20.2134 MISC .01 GENCO SHIPPING & TRADING LTD ISIN MYH2685T1073 SEDOL BODPJS2	085 830	9333 40734-00001 02-03-10	606.39	712.98- 30,000-	
02-03-10	BNY CONVERGEX 01/29 SALE 85 SHS @ 4.60 NOVELL INC	085 830	9333 40734-00003 02-03-10	391.00	383.20- 85,000-	
02-17-10	BNY CONVERGEX 02/11 SALE 95 SHS @ 11.5788 MISC .01 HUNTSMAN CORP	085 830	9333 40748-00001 02-17-10	1,099.97	517.75- 95,000-	
02-26-10	BNY CONVERGEX 02/23 SALE 46 SHS @ 41.01 MISC .02 TERRA INDUSTRIES INC	085 830	9333 40757-00002 02-26-10	1,886.44	564- 46,000-	
02-26-10	LONG TERM CAPITAL GAINS DISTRIBUTION PAYABLE 12/31/09 AT .0000 PER SHARE BLACKROCK LIQUIDITY FUNDS TEMPFUND ADMINISTRATION SHARES #H1	081 081 00-0000	40757-00004 02-26-10	.01		

DATE	-TRANSACTION- DESCRIPTION	-CODES- TRAN TAX INDV	HISTORY	INCOME	PRINCIPAL	INVEST/UNITS
03-16-10	BNY CONVERGEX 03/11 SALE 30 SHS @ 15.8782 MISC .01 A123 SYSTEMS INC	085 830 9333	40775-00002 03-16-10	476.34	634.83- 30.000-	
03-16-10	BNY CONVERGEX 03/11 SALE 10 SHS @ 32.7183 COHERENT INC	085 830 9333	40775-00003 03-16-10	327.18	210.63- 10.000-	
03-31-10	BNY CONVERGEX 03/26 SALE 20 SHS @ 34.0473 MISC .01 THORATEC CORP	085 830 9333	40790-00003 03-31-10	680.94	503.93- 20.000-	
04-08-10	BNY CONVERGEX 04/05 SALE 10 SHS @ 44.9791 MISC .01 OYO GEOSPACE	085 830 9333	40798-00001 04-08-10	449.78	232.00- 10.000-	
04-08-10	BNY CONVERGEX 04/05 SALE 20 SHS @ 29.9783 MISC .01 PSYCHIATRIC SOLUTIONS INC	085 830 9333	40798-00002 04-08-10	599.56	467.53- 20.000-	
04-15-10	BNY CONVERGEX 04/12 SALE 70 SHS @ 12.3097 MISC .01 COMPELLENT TECHNOLOGIES INC	085 830 9333	40805-00001 04-15-10	861.66	1,052.55- 70.000-	
04-15-10	BNY CONVERGEX 04/12 SALE 65 SHS @ 12.536 MISC .01 MASTEC INC	085 830 9333	40805-00002 04-15-10	814.83	782.39- 65.000-	
04-27-10	BNY CONVERGEX 04/22 SALE 45 SHS @ 12.8636 MISC .01 TERADYNE INCORPORATED	085 830 9333	40817-00003 04-27-10	578.85	310.70- 45.000-	
05-05-10	BNY CONVERGEX 04/30 SALE 25 SHS @ 45.061 MISC .02 COINSTAR INC	085 830 9333	40825-00002 05-05-10	1,126.51	688.34- 25.000-	
05-11-10	BNY CONVERGEX 05/06 SALE 15 SHS @ 95.3068 MISC .02 BIO RAD LABORATORIES INC CLASS A	085 830 9333	40831-00001 05-11-10	1,429.58	1,159.35- 15.000-	

DATE	DESCRIPTION	-TRANSACTION- DESCRIPTION	-CODES- TRAN TAX INDY	HISTORY	INCOME	PRINCIPAL	INVEST/UNITS
05-13-10	BNY CONVERGEX 05/10 SALE 30 SHS @ 30.4296 MISC .02 PSYCHIATRIC SOLUTIONS INC		085 830	9333 40833-00001 05-13-10		912.87	701.30- 30.000-
05-14-10	BNY CONVERGEX 05/11 SALE 25 SHS @ 36.1441 MISC .02 CASH AMERICA INTERNATIONAL INC		085 830	9333 40834-00001 05-14-10		903.59	695.15- 25.000-
05-27-10	BNY CONVERGEX 05/24 SALE 25 SHS @ 19.0633 MISC .01 UNIVERSAL ELECTRONICS		085 830	9333 40847-00001 05-27-10		476.57	453.30- 25.000-
06-09-10	BNY CONVERGEX 06/04 SALE 30 SHS @ 21.0836 MISC .01 CUBIST PHARMACEUTICALS INC		085 830	9333 40860-00001 06-09-10		632.50	539.89- 30.000-
06-18-10	BNY CONVERGEX 06/15 SALE 95 SHS @ 10.9803 MISC .02 FORM FACTOR INC		085 830	9333 40869-00001 06-18-10		1,043.11	1,784.20- 95.000-
06-21-10	BNY CONVERGEX 06/16 SALE 37 SHS @ 18.4345 MISC .01 GENOPTIX INC		085 830	9333 40872-00002 06-21-10		682.06	1,157.93- 37.000-
06-21-10	BNY CONVERGEX 06/16 SALE 35 SHS @ 10.5611 MISC .01 VIVUS INC		085 830	9333 40872-00003 06-21-10		369.63	406.10- 35.000-
06-23-10	CASH IN LIEU OF .500 FRACTIONAL SHARES/PAR AT 32.4300 PER SHARE/BOND LINCARE HOLDINGS INC		085 833	9999 40874-00001 06-23-10		16.22	7 .5
07-01-10	BNY CONVERGEX 06/28 SALE 15 SHS @ 83.4141 MISC .02 WHITING PETROLEUM CORP		085 830	9333 40882-00002 07-01-10		1,251.19	715.61- 15.000-
07-13-10	BNY CONVERGEX 07/08 SALE 10 SHS @ 41.3202 MISC .01 UNIT CORP		085 830	9333 40894-00001 07-13-10		413.20	495.07- 10.000-

BANK 21
REGION 10
OFFICE 672

- T R A N S A C T I O N A N A L Y S I S / S U M M A R Y -
ACCOUNT 0564345 ROCKWELL FOUNDATION SCGR

DATE 04/28/11
TIME 07:23
PAGE 0004

DATE	-TRANSACTION- DESCRIPTION	-CODES- TRAN TAX INDV	HISTORY	INCOME	PRINCIPAL	INVEST/UNITS
07-16-10	BNY CONVERGEX 07/13 SALE 23 SHS @ 27.0064 MISC .01 AMEDISYS INC	085 830	9333 40897-00001 07-16-10		621.14	729.08- 23.000-
07-19-10	BNY CONVERGEX 07/14 SALE 30 SHS @ 18.5732 MISC .01 RITCHIE BROS AUCTIONEERS INC	085 830	9333 40900-00003 07-19-10		557.19	707.44- 30.000-
07-19-10	BNY CONVERGEX 07/14 SALE 35 SHS @ 18.8398 MISC .01 RITCHIE BROS AUCTIONEERS INC	085 830	9333 40900-00004 07-19-10		659.38	825.35- 35.000-
07-22-10	BNY CONVERGEX 07/19 SALE 125 SHS @ 2.3165 GLEACHER & CO INC	085 830	9333 40903-00002 07-22-10		289.56	660.36- 125.000-
07-22-10	BNY CONVERGEX 07/19 SALE 50 SHS @ 53.45 MISC .05 NBTY INC	085 830	9333 40903-00003 07-22-10		2,672.45	1,768.87- 50.000-
07-29-10	BNY CONVERGEX 07/26 SALE 45 SHS @ 7.6713 MISC .01 CUTERA INC	085 830	9333 40910-00001 07-29-10		345.20	382.87- 45.000-
07-29-10	BNY CONVERGEX 07/26 SALE 70 SHS @ 5.1109 MISC .01 FIRST COMMONWEALTH FINANCIAL CRP (PA)	085 830	9333 40910-00002 07-29-10		357.76	437.37- 70.000-
08-04-10	BNY CONVERGEX 07/30 SALE 25 SHS @ 44.3138 MISC .02 COINSTAR INC	085 830	9333 40916-00001 08-04-10		1,107.83	688.00- 25.000-
08-06-10	BNY CONVERGEX 08/03 SALE 15 SHS @ 26.5124 MISC .01 ONYX PHARMACEUTICALS INC	085 830	9333 40918-00001 08-06-10		397.68	419.70- 15.000-
08-10-10	BNY CONVERGEX 08/05 SALE 15 SHS @ 26.8407 MISC .01 ONYX PHARMACEUTICALS INC	085 830	9333 40922-00002 08-10-10		402.60	419.69- 15.000-

BANK 21
REGION 10
OFFICE 672

- T R A N S A C T I O N A N A L Y S I S / S U M M A R Y -
01/01/10 THROUGH 12/31/10
ACCOUNT 0564345 ROCKWELL FOUNDATION
SCGR

DATE 04/28/11
TIME 07:23
PAGE 0005

DATE	-TRANSACTION- DESCRIPTION	-CODES- TRAN TAX INDV	HISTORY	INCOME	PRINCIPAL	INVEST/UNITS
09-15-10	BNY CONVERGEX 09/10 SALE 37 SHS @ 22.6019 MISC .01 LINCARE HOLDINGS INC	085 830 9333	40958-00001 09-15-10		836.26	528.80- 37.000-
09-16-10	BNY CONVERGEX 09/13 SALE 95 SHS @ 18.1181 MISC .03 AMERICAN MEDICAL SYS HLDGS	085 830 9333	40959-00001 09-16-10		1,721.19	1,499.89- 95.000-
09-30-10	BNY CONVERGEX 09/27 SALE 40 SHS @ 27.01 MISC .02 NETEZZA CORP	085 830 9333	40973-00002 09-30-10		1,080.38	319.54- 40.000-
10-12-10	BNY CONVERGEX 10/06 SALE 15 SHS @ 64.7807 MISC .02 QUALITY SYSTEMS INC	085 830 9333	40985-00001 10-12-10		971.69	844.60- 15.000-
10-14-10	BNY CONVERGEX 10/08 SALE 200 SHS @ 7.0603 MISC .02 ON SEMICONDUCTOR CORPORATION	085 830 9333	40987-00001 10-14-10		1,412.04	1,361.68- 200.000-
10-21-10	BNY CONVERGEX 10/18 SALE 30 SHS @ 26.91 MISC .01 NETEZZA CORP	085 830 9333	40994-00001 10-21-10		807.29	239.65- 30.000-
10-25-10	BNY CONVERGEX 10/20 SALE 30 SHS @ 20.8625 MISC .01 ICON PUB LTD CO SPONSORED ADR	085 830 9333	40998-00002 10-25-10		625.86	672.92- 30.000-
11-12-10	BNY CONVERGEX 11/08 SALE 50 SHS @ 18.9375 MISC .02 ALLSCRIPTS HEALTHCARE SOLUTIONS INC	085 830 9333	41016-00001 11-12-10		946.86	740.00- 50.000-
11-16-10	BNY CONVERGEX 11/10 SALE 145 SHS @ 8.1799 MISC .02 DEAN FOODS CO NEW	085 830 9333	41020-00001 11-16-10		1,186.07	1,707.55- 145.000-

BANK 21
REGION 10
OFFICE 672

- T R A N S A C T I O N A N A L Y S I S / S U M M A R Y -
ACCOUNT 0564345 ROCKWELL FOUNDATION SCGR

DATE 04/28/11
TIME 07:23
PAGE 0006

DATE	-TRANSACTION- DESCRIPTION	-CODES- TRAN TAX INDV	HISTORY	- C A S H - INCOME	PRINCIPAL	INVEST/UNITS
12-16-10	BNY CONVERGEX 12/13 SALE 34 SHS @ 15.9869 MISC .01 HUNTSMAN CORP	085 830	9333 41050-00001 12-16-10	543.55		209.37- 34.000-
12-20-10	BNY CONVERGEX 12/15 SALE 20 SHS @ 37.9449 MISC .01 CHOICE HOTELS INTL INC	085 830	9333 41054-00001 12-20-10	758.89		697.27- 20.000-
12-22-10	BNY CONVERGEX 12/17 SALE 53 SHS @ 12.05 MISC .01 CHICOS FAS INC	085 830	9333 41056-00001 12-22-10	638.64		634.05- 53.000-
12-28-10	LONG TERM CAPITAL GAINS DISTRIBUTION PAYABLE 12/21/10 AT .0000 PER SHARE BLACKROCK LIQUIDITY FUNDS TEMPFUND ADMINISTRATION SHARES #H1	081 081 00-0000	41062-00002 12-28-10	.02		
12-29-10	BNY CONVERGEX 12/23 SALE 10 SHS @ 40.7497 MISC .01 LANDSTAR SYS INC	085 830	9333 41063-00001 12-29-10	407.49		356.49- 10.000-
12-31-10	BNY CONVERGEX 12/28 SALE 10 SHS @ 38.9784 MISC .01 CHOICE HOTELS INTL INC	085 830	9333 41065-00001 12-31-10	389.78		348.63- 10.000-

BANK 21
REGION 10
OFFICE 690

- TRANSACTION-
DESCRIPTION

DATE

-TRANSACTION-
DESCRIPTION

-CODES-
TRAN TAX INDY

INCOME

- C A S H -

PRINCIPAL

INVEST/UNITS

TOTALS FOR TAX CODE 081

LONG TERM CAPITAL GAIN DISTRIBUTION

.07

TOTALS FOR TAX CODE 830

SALES

8,839.54

12,434.26-P

TOTALS FOR TAX CODE 833

SALE OF RIGHTS/FRACTIONAL SHARE OF STOCK

19.06

15.18-P

DATE 04/28/11
TIME 07:34
PAGE 0003

- T R A N S A C T I O N A N A L Y S I S / S U M M A R Y -
01/01/10 THROUGH 12/31/10
ACCOUNT 0564345 ROCKWELL FOUNDATION SCVA

BANK 21
REGION 10
OFFICE 690

- T R A N S A C T I O N A N A L Y S I S / S U M M A R Y -
01/01/10 THROUGH 12/31/10
ACCOUNT 0564345 ROCKWELL FOUNDATION SCVA

DATE 04/28/11
TIME 07:34
PAGE 0001

DATE	-TRANSACTION- DESCRIPTION	-CODES- TRAN TAX INDV	HISTORY	INCOME	PRINCIPAL	INVEST/UNITS
02-08-10	BNY CONVERGEX 02/03 SALE 30 SHS @ 30.2586 MISC .01 GRANITE CONSTRUCTION INC	085 830 9333	40739-00001 02-08-10		907.75	1,591.75- 30.000-
02-26-10	LONG TERM CAPITAL GAINS DISTRIBUTION PAYABLE 12/31/09 AT .0000 PER SHARE BLACKROCK LIQUIDITY FUNDS TEMPFUND ADMINISTRATION SHARES #H1	081 081 00-0000	40757-00002 02-26-10	.02		
04-23-10	BNY CONVERGEX 04/20 SALE 46 SHS @ 39.5667 MISC .03 ST MARY LD & EXPL CO	085 830 9333	40813-00001 04-23-10	1,820.04		1,755.06- 46.000-
04-26-10	CASH IN LIEU OF .500 FRACTIONAL SHARES/PAR AT 23.3900 PER SHARE/BOND AARON'S INC.	085 833 9999	40816-00002 04-26-10	11.70		8.62- .500-
04-28-10	BNY CONVERGEX 04/23 SALE 15 SHS @ 30.0215 MISC .01 STUDENT LOAN CORP COMMON	085 830 9333	40818-00001 04-28-10	450.31		3,133.25- 15.000-
06-23-10	CASH IN LIEU OF .666 FRACTIONAL SHARES/PAR AT 11.0500 PER SHARE/BOND FURIEK PHARMACEUTICALS INC	085 833 9999	40874-00001 06-23-10	7.36		6.56- .666-
06-25-10	BNY CONVERGEX 06/22 SALE 6 SHS @ 10.50 FURIEK PHARMACEUTICALS INC	085 830 9333	40876-00001 06-25-10	63.00		59.05- 6.000-
08-30-10	BNY CONVERGEX 08/25 SALE 30 SHS @ 14.04 MISC .01 SCHOOL SPECIALTY INC	085 830 9333	40942-00002 08-30-10	421.19		1,050.00- 30.000-
09-08-10	BNY CONVERGEX 09/02 SALE 30 SHS @ 37.2281 MISC .02 GEOEYE INC	085 830 9333	40951-00002 09-08-10	1,116.82		909.88- 30.000-
11-03-10	BNY CONVERGEX 10/29 SALE 66 SHS @ 8.8271 MISC .01 SONIC CORP	085 830 9333	41007-00001 11-03-10	582.58		1,330.29- 66.000-

BANK 21
REGION 10
OFFICE 690

- T R A N S A C T I O N A N A L Y S I S / S U M M A R Y -
01/01/10 THROUGH 12/31/10
ACCOUNT 0564345 ROCKWELL FOUNDATION SCVA

DATE 04/28/11
TIME 07:34
PAGE 0002

DATE	-TRANSACTION- DESCRIPTION	-CODES- TRAN TAX INDV	HISTORY	- C A S H - INCOME	PRINCIPAL	INVEST/UNITS
11-30-10	BNY CONVERGEX 11/24 SALE 52 SHS @ 19.9253 MISC .02 BRINKER INTERNATIONAL INC	085 830 9333	41034-00001 11-30-10	1,036.10	1,036.10	1,380.08- 52.000-
12-13-10	BNY CONVERGEX 12/08 SALE 25 SHS @ 61.8837 MISC .03 WATSCO INC	085 830 9333	41047-00004 12-13-10	1,547.07	1,547.07	1,088.25- 25.000-
12-28-10	LONG TERM CAPITAL GAINS DISTRIBUTION PAYABLE 12/21/10 AT .0000 PER SHARE BLACKROCK LIQUIDITY FUNDS TEMPFUND ADMINISTRATION SHARES #H1	081 081 00-0000	41062-00001 12-28-10	.05	.05	
12-31-10	BNY CONVERGEX 12/28 SALE 10 SHS @ 89.47 MISC .02 BUCYRUS INTL INC	085 830 9333	41065-00002 12-31-10	894.68	894.68	136.65- 10.000-

BANK 21
REGION 10
OFFICE 880

- T R A N S A C T I O N A N A L Y S I S / S U M M A R Y -
01/01/10 THROUGH 12/31/10
ACCOUNT 0564345 ROCKWELL FOUNDATION
APCO

DATE 04/28/11
TIME 07:24
PAGE 0007

-TRANSACTION-
DATE DESCRIPTION -CODES- HISTORY INCOME - C A S H - PRINCIPAL INVEST/UNITS

TOTALS FOR TAX CODE 081 LONG TERM CAPITAL GAIN DISTRIBUTION .37

TOTALS FOR TAX CODE 830 SALES 1,720,249.66 1,554,739.04-P

BANK 21
REGION 10
OFFICE 880

- TRANSACTION-
DESCRIPTION

DATE 04/28/11
TIME 07:24
PAGE 0001

- T R A N S A C T I O N A N A L Y S I S / S U M M A R Y -
01/01/10 THROUGH 12/31/10
ACCOUNT 0564345 ROCKWELL FOUNDATION
APCO

DATE	-TRANSACTION- DESCRIPTION	-CODES- TRAN TAX INDY	HISTORY	- C A S H - INCOME	PRINCIPAL	INVEST/UNITS
01-15-10	CITATION GROUP/EQUITY & MUNIS 01/12 SALE 1,195 SHS @ 24.8307 MISC .38 COMM 47.80 BRISTOL MYERS SQUIBB CO	085 830	9053 40715-00001 01-15-10	29,624.51	27,567.07- 1,195.000-	
01-15-10	JONESTRADING INSTITUTIONAL SERVI 01/12 SALE 1,017 SHS @ 56.8206 MISC .73 COMM 30.51 COCA COLA CO	085 830	8934 40715-00003 01-15-10	57,755.31	52,643.10- 1,017.000-	
01-15-10	SANFORD C. BERNSTEIN AND CO. 01/12 SALE 164 SHS @ 167.9873 MISC .35 COMM 6.56 GOLDMAN SACHS GROUP INC	085 830	0013 40715-00006 01-15-10	27,543.01	17,209.35- 164.000-	
01-15-10	STIFEL NICOLAUS & CO INC 01/12 SALE 1,064 SHS @ 28.0252 MISC .38 COMM 26.60 HOME DEPOT INC	085 830	0793 40715-00007 01-15-10	29,791.83	25,743.12- 1,064.000-	
01-29-10	JONESTRADING INSTITUTIONAL SERVI 01/26 SALE 887 SHS @ 45.544 MISC .51 COMM 26.61 CSX CORP	085 830	8934 40729-00002 01-29-10	40,370.40	28,521.72- 887.000-	
01-29-10	CITATION GROUP/EQUITY & MUNIS 01/26 SALE 183 SHS @ 72.7043 MISC .17 COMM 7.32 FREEPORT MCMORAN COPPER & GOLD INC	085 830	9053 40729-00004 01-29-10	13,297.40	10,258.36- 183.000-	
01-29-10	BROWN BROTHERS HARRIMAN & CO 01/26 SALE 411 SHS @ 24.6131 MISC .13 COMM 16.44 INTERNATIONAL PAPER CO	085 830	0010 40729-00006 01-29-10	10,099.42	8,947.92- 411.000-	
02-05-10	SANFORD C. BERNSTEIN AND CO. 02/02 SALE 768 SHS @ 80.6754 MISC .79 COMM 30.72 COLGATE-PALMOLIVE CO	085 830	0013 40736-00002 02-05-10	61,927.20	59,450.00- 768.000-	
02-05-10	CITATION GROUP/EQUITY & MUNIS 02/02 SALE 612 SHS @ 60.0169 MISC .47 COMM 24.48 MCKESSON CORPORATION	085 830	9053 40736-00004 02-05-10	36,705.40	34,951.59- 612.000-	

BANK 21
REGION 10
OFFICE 880

- TRANSACTION-
DESCRIPTION

DATE

-TRANSACTION-
DESCRIPTION

-CODES-
TRAN TAX INDV

HISTORY

- C A S H -
INCOME

PRINCIPAL

INVEST/UNITS

02-10-10 BARCLAYS CAPITAL LE
02/05 SALE 1,316 SHS @ 22.1212
MISC .37 COMM 52.64
INTERNATIONAL PAPER CO

085 830 9299 40741-00007
02-10-10

29,058.49 28,650.76-
1,316.000-

02-10-10 STIFEL NICOLAUS & CO INC
02/05 SALE 227 SHS @ 219.5854
MISC .63 COMM 5.68
MASTERCARD INC CL A

085 830 0793 40741-00009
02-10-10

49,839.58 47,218.48-
227.000-

02-10-10 GOLDMAN, SACHS & CO.
02/05 SALE 1,242 SHS @ 37.7359
MISC .60 COMM 49.68
QUALCOMM INC

085 830 0005 40741-00011
02-10-10

46,817.71 56,680.62-
1,242.000-

02-26-10 LONG TERM CAPITAL GAINS DISTRIBUTION
PAYABLE 12/31/09 AT .0000 PER SHARE
BLACKROCK LIQUIDITY FUNDS
TEMPFUND
ADMINISTRATION SHARES #H1

081 081 00-0000 40757-00007
02-26-10

.02

02-26-10 LONG TERM CAPITAL GAINS DISTRIBUTION
PAYABLE 12/31/09 AT .0000 PER SHARE
BLACKROCK LIQUIDITY FUNDS
TEMPFUND
ADMINISTRATION SHARES #H1

081 081 00-0000 40757-00008
02-26-10

.14

03-01-10 ISI GROUP INC
02/24 SALE 499 SHS @ 83.0277
MISC .56 COMM 19.96
FEDEX CORPORATION

085 830 9197 40760-00007
03-01-10

41,410.31 39,818.21-
499.000-

03-01-10 GOLDMAN, SACHS & CO.
02/24 SALE 899 SHS @ 45.3921
MISC .55 COMM 35.96
ILLINOIS TOOL WORKS INC

085 830 0005 40760-00009
03-01-10

40,770.99 41,700.24-
899.000-

03-01-10 ABEL NOSER CORP
02/24 SALE 438 SHS @ 39.651
MISC .22 COMM 8.76
SCRIPPS NETWORKS INTERAC
CL A

085 830 3621 40760-00013
03-01-10

17,358.16 16,709.81-
438.000-

03-01-10 MERRILL LYNCH PROFESSIONAL CLR
02/24 SALE 1,220 SHS @ 21.5182
MISC .36 COMM 24.40
WILLIAMS COMPANIES INC

085 830 0551 40760-00016
03-01-10

26,227.44 23,956.18-
1,220.000-

DATE 04/28/11
TIME 07:24
PAGE 0002

- T R A N S A C T I O N A N A L Y S I S / S U M M A R Y -
01/01/10 THROUGH 12/31/10
ACCOUNT 0564345 ROCKWELL FOUNDATION
APCO

- TRANSACTION-
 DESCRIPTION

ACCOUNT 0564345 ROCKWELL FOUNDATION
 APCO

DATE	DESCRIPTION	-TRANSACTION- DESCRIPTION	-CODES- TRAN TAX INDV	HISTORY	INCOME	PRINCIPAL	INVEST/UNITS
03-04-10	ABEL NOSER CORP 02/25 SALE 670 SHS @ 39.2173 MISC .36 COMM 13.40 SCRIPPS NETWORKS INTERAC CL A		085 830	3621 40763-00002 03-04-10	26,261.83	25,560.66- 670.000-	
03-08-10	GOLDMAN, SACHS & CO. 03/03 SALE 751 SHS @ 63.2198 MISC .63 COMM 30.04 MEDCO HEALTH SOLUTIONS INC		085 830	0005 40767-00003 03-08-10	47,447.40	23,486.34- 751.000-	
03-15-10	GOLDMAN, SACHS & CO. 03/10 SALE 1,663 SHS @ 18.5043 MISC .42 COMM 66.52 TALISMAN ENERGY INC SEDOL 2125600 ISIN CAB7425E1034		085 830	0005 40774-00003 03-15-10	30,705.71	26,338.44- 1,663.000-	
03-15-10	MERRILL LYNCH PROFESSIONAL CLR 03/10 SALE 1,551 SHS @ 22.725 MISC .47 COMM 31.02 WILLIAMS COMPANIES INC		085 830	0551 40774-00004 03-15-10	35,214.98	30,455.77- 1,551.000-	
04-05-10	BROWN BROTHERS HARRIMAN & CO 03/30 SALE 315 SHS @ 109.5015 MISC .61 COMM 12.60 GRAINGER W W INC		085 830	0010 40795-00001 04-05-10	34,479.76	27,942.77- 315.000-	
05-07-10	ABEL NOSER CORP 05/04 SALE 810 SHS @ 39.2435 MISC .56 COMM 8.10 CAMERON INTL CORP		085 830	3621 40827-00001 05-07-10	31,778.58	35,562.48- 810.000-	
05-07-10	BARCLAYS CAPITAL LE 05/04 SALE 318 SHS @ 150.2014 MISC .83 COMM 12.72 GOLDMAN SACHS GROUP INC		085 830	9299 40827-00004 05-07-10	47,750.49	34,129.96- 318.000-	
05-17-10	MKM PARTNERS LLC 05/12 SALE 967 SHS @ 44.9399 MISC .76 COMM 24.19 BAXTER INTERNATIONAL INC		085 830	8046 40837-00002 05-17-10	43,431.94	52,637.39- 967.000-	
05-17-10	CITATION GROUP/EQUITY & MUNIS 05/12 SALE 1,932 SHS @ 26.8314 MISC .90 COMM 77.28 US BANCORP DEL COM NEW		085 830	9053 40837-00008 05-17-10	51,760.08	45,932.33- 1,932.000-	

- C A S H -

BANK 21
 REGION 10
 OFFICE 880

- TRANSACTION-
 DESCRIPTION

DATE

05-27-10
 05-27-10
 05-27-10
 06-02-10
 06-02-10
 06-11-10
 06-16-10
 06-21-10
 07-21-10

MACQUARIE SECURITIES (USA) INC
 05/24 SALE 945 SHS @ 39.9469
 MISC .66 COMM 37.80
 AMERICAN TOWER CORP CL A

BARCLAYS CAPITAL LE
 05/24 SALE 828 SHS @ 51.2375
 MISC .74 COMM 33.12
 KOHLS CORP

ABEL NOSER CORP
 05/24 SALE 3,433 SHS @ 13.0261
 MISC .78 COMM 34.33
 NEWS CORPORATION CL A

MKM PARTNERS LLC
 05/27 SALE 333 SHS @ 98.742
 MISC .58 COMM 8.34
 FRANKLIN RESOURCES INC

ABEL NOSER CORP
 05/27 SALE 659 SHS @ 58.4907
 MISC .68 COMM 13.18
 LAUDER ESTEE COS INC
 CL A

MERRILL LYNCH PROFESSIONAL CLR
 06/08 SALE 1,071 SHS @ 26.7677
 MISC .51 COMM 21.42
 NOBLE CORPORATION
 SEDOL: B65Z9D7
 ISIN: CH0033347318

ABEL NOSER CORP
 06/08 SALE 441 SHS @ 60.8308
 MISC .48 COMM 8.82
 FREEPORT MCMORAN COPPER & GOLD
 INC

WELLS FARGO SECS LLC
 06/16 SALE 1,840 SHS @ 22.1957
 MISC .72 COMM 46.01
 EBAY INC

ABEL NOSER CORP
 07/16 SALE 811 SHS @ 79.2961
 MISC 1.11 COMM 16.22
 OCCIDENTAL PETROLEUM CORP

- C A S H -

INCOME

PRINCIPAL

INVEST/UNITS

085 830 8920 40847-00001
 05-27-10

085 830 9299 40847-00003
 05-27-10

085 830 3621 40847-00006
 05-27-10

085 830 8046 40853-00002
 06-02-10

085 830 3621 40853-00004
 06-02-10

085 830 0551 40862-00001
 06-11-10

085 830 3621 40867-00001
 06-16-10

085 830 9252 40872-00003
 06-21-10

085 830 3621 40902-00002
 07-21-10

37,711.36

42,390.79

44,683.49

32,872.17

38,531.52

28,646.28

26,817.08

40,793.36

64,291.80

39,620.29-
945.000-

38,256.15-
828.000-

43,982.91-
3,433.000-

30,521.71-
333.000-

37,121.73-
659.000-

30,271.15-
1,071.000-

24,720.96-
441.000-

41,079.64-
1,840.000-

63,781.41-
811.000-

DATE 04/28/11
 TIME 07:24
 PAGE 0004

- T R A N S A C T I O N A N A L Y S I S / S U M M A R Y -
 01/01/10 THROUGH 12/31/10
 ACCOUNT 0564345 ROCKWELL FOUNDATION
 APCO

- TRANSACTION-
 - C A S H -
 INCOME - INVEST/UNITS

DATE	DESCRIPTION	-TRANSACTION-	-CODES-	HISTORY	INCOME	INVEST/UNITS
DATE	DESCRIPTION	TRAN TAX INDV			PRINCIPAL	
08-09-10	MKM PARTNERS LLC 08/04 SALE 1,736 SHS @ 29.1379 MISC .88 COMM 26.05 JOHNSON CONTROLS INC	8046	085 830	40921-00004 08-09-10	50,556.46	43,293.18- 1,736.000-
08-09-10	GOLDMAN, SACHS & CO. 08/04 SALE 461 SHS @ 62.8482 MISC .51 COMM 18.44 SCHLUMBERGER LTD SEDOL 2779201 ISIN AN8068571086	0005	085 830	40921-00006 08-09-10	28,954.07	18,367.85- 461.000-
08-18-10	BARCLAYS CAPITAL INC./LE 08/13 SALE 100 SHS @ 78.0087 MISC .16 COMM 4.00 CUMMINS INC	0229	085 830	40930-00002 08-18-10	7,796.71	5,275.36- 100.000-
08-18-10	GOLDMAN, SACHS & CO. 08/13 SALE 170 SHS @ 56.9794 MISC .19 COMM 6.80 DOLBY LABORATORIES INC CLASS A	0005	085 830	40930-00003 08-18-10	9,679.51	5,679.87- 170.000-
08-18-10	MERRILL LYNCH PROFESSIONAL CLR 08/13 SALE 726 SHS @ 49.2657 MISC .63 COMM 14.52 ROSS STORES INC	0551	085 830	40930-00005 08-18-10	35,751.75	27,862.53- 726.000-
08-20-10	BARCLAYS CAPITAL LE 08/17 SALE 250 SHS @ 80.9032 MISC .37 COMM 6.26 CUMMINS INC	9299	085 830	40932-00004 08-20-10	20,219.17	13,188.41- 250.000-
08-20-10	CITATION GROUP/EQUITY & MUNIS 08/17 SALE 879 SHS @ 52.0396 MISC .80 COMM 35.16 ROCKWELL AUTOMATION INC	9053	085 830	40932-00007 08-20-10	45,706.85	36,863.02- 879.000-
09-30-10	INSTINET 09/27 SALE 520 SHS @ 57.7509 MISC .53 COMM 10.40 HESS CORPORATION	0067	085 830	40973-00003 09-30-10	30,019.54	32,313.94- 520.000-
10-08-10	ABEL NOSER CORP 10/05 SALE 560 SHS @ 71.2779 MISC .67 COMM 11.20 PARKER HANNIFIN CORP	3621	085 830	40981-00005 10-08-10	39,903.75	32,834.93- 560.000-

DATE	DESCRIPTION	-TRANSACTION-	-CODES-	HISTORY	INCOME	PRINCIPAL	INVEST/UNITS
DATE	DESCRIPTION		TRAN TAX INDV				
11-29-10	BROWN BROTHERS HARRIMAN & CO 11/23 SALE 443 SHS @ 53.6735 MISC .40 COMM 17.72 AMGEN INC		085 830 0010	41033-00003 11-29-10	23,759.24		27,527.90- 443.000-
11-29-10	ABEL NOSER CORP 11/23 SALE 420 SHS @ 105.7529 MISC .75 COMM 8.40 APACHE CORPORATION		085 830 3621	41033-00004 11-29-10	44,407.07		37,013.51- 420.000-
11-29-10	BARCLAYS CAPITAL LE 11/23 SALE 686 SHS @ 37.9827 MISC .44 COMM 17.15 METLIFE INC.		085 830 9299	41033-00006 11-29-10	26,038.54		24,176.28- 686.000-
11-30-10	BARCLAYS CAPITAL LE 11/24 SALE 16 SHS @ 38.0961 MISC .01 COMM .64 METLIFE INC.		085 830 9299	41034-00001 11-30-10	608.89		563.88- 16.000-
12-10-10	LOOP CAPITAL MARKETS LLC 12/07 SALE 700 SHS @ 56.8393 MISC .67 COMM 14.00 EMERSON ELECTRIC CO		085 830 9126	41044-00006 12-10-10	39,772.84		33,612.32- 700.000-
12-10-10	CITATION GROUP/EQUITY & MUNIS 12/07 SALE 628 SHS @ 84.2922 MISC .89 COMM 25.12 3M COMPANY		085 830 9053	41044-00011 12-10-10	52,909.49		44,736.74- 628.000-
12-28-10	LONG TERM CAPITAL GAINS DISTRIBUTION PAYABLE 12/21/10 AT .0000 PER SHARE BLACKROCK LIQUIDITY FUNDS TEMPFUND ADMINISTRATION SHARES #H1		081 081 00-0000	41062-00002 12-28-10	.09		
12-28-10	LONG TERM CAPITAL GAINS DISTRIBUTION PAYABLE 12/21/10 AT .0000 PER SHARE BLACKROCK LIQUIDITY FUNDS TEMPFUND ADMINISTRATION SHARES #H1		081 081 00-0000	41062-00003 12-28-10	.12		

ROCKWELL FOUNDATION

25-6035975

990 PF TAX YEAR 12/31/2010

PART I, COLUMN (b) line #7

	0.	*
	2,155,878.28	+
	1,954,970.63	-
	6,911.59	+
	1,351.54	+
	8,415.	+
	50.	-
002.....		
	217,817.78	*+

REPORT: TMS-TX-23
 BANK 21 PNC BANK (21)
 REGION 10 PITTSBURGH
 OFFICE 001 C & E

GAIN/LOSS FEDERAL REPORT INTERNAL USE ONLY
 ACCOUNT 0564345 ROCKWELL FOUNDATION
 FROM: 01/01/10 TO: 12/31/10

PAGE: 1
 RUN DATE: 05/02/11

TAX CODE	OR-OFF	SERIAL	SEQ	LOT#	DATES	ACQUIRED	TRADE	UNITS	PROCEEDS	TAX COST	FEDERAL G/L	STATE G/L
ASSET G0450A105 ARCH CAPITAL GROUP LTD												
830		660	40734-00001	00000	11/03/08	01/29/10		18.000	1,292.65	1,214.45	78.20 L	.00
830		660	40734-00001	00000	04/28/09	01/29/10		12.000	861.76	692.85	168.91 S	.00
					TOTAL-SHORT			30.000	2,154.41	1,907.30	168.91	.00
					TOTAL-LONG					78.20	78.20	.00
ASSET G1151C101 ACCENTURE PLC CLASS A												
830		640	40938-00001	00000	02/02/10	08/23/10	ISIN IE0084BNMY34 SEDOL B4BNMY3	63.000	2,365.90	2,627.33	261.43-S	.00
					TOTAL-SHORT			63.000	2,365.90	2,627.33	261.43-	.00
ASSET G4412G101 HERBALIFE LTD												
830		672	40719-00001	00000	06/26/09	01/13/10		10.000	429.20	309.48	119.72 S	.00
					TOTAL-SHORT			10.000	429.20	309.48	119.72	.00
ASSET G7945M107 SEAGATE TECHNOLOGY												
830		640	40909-00001	00000	08/31/09	07/23/10	ISIN IE00B58JVZ52 SEDOL B5BJVZ5	128.000	1,639.88	1,777.16	137.28-S	.00
					TOTAL-SHORT			128.000	1,639.88	1,777.16	137.28-	.00
ASSET G94368100 WARNER CHILCOTT PLC CL A												
830		640	41020-00001	00000	02/03/10	11/10/10	SEDOL B446CM7 ISIN IE00B446CM77	75.000	1,529.40	1,965.05	435.65-S	.00
					TOTAL-SHORT			75.000	1,529.40	1,965.05	435.65-	.00
ASSET H5833N103 NOBLE CORPORATION												
830		640	40777-00001	00000	05/12/08	03/15/10	ISIN: CH0033347318	46.000	1,989.54	2,816.54	827.00-L	.00
830		640	40789-00001	00000	05/12/08	03/25/10		53.000	2,137.03	3,245.15	1,108.12-L	.00
830		640	40789-00001	00000	01/08/10	03/25/10		4.000	161.28	179.76	18.48-S	.00
830		640	40790-00001	00000	01/08/10	03/26/10		25.000	995.59	1,123.52	127.93-S	.00
830		880	40862-00001	00000	01/13/10	06/08/10		7.000	187.23	310.38	123.15-S	.00
830		880	40862-00001	00000	12/10/09	06/08/10		25.000	668.68	1,013.43	344.75-S	.00
830		880	40862-00001	00000	04/29/09	06/08/10		1,039.000	27,790.37	28,947.34	1,156.97-L	.00

REPORT: TMS-TX-23
 BANK 21 PNC BANK (21)
 REGION 10 PITTSBURGH
 OFFICE 001 C & E

GAIN/LOSS FEDERAL REPORT INTERNAL USE ONLY
 ACCOUNT 0564345 ROCKWELL FOUNDATION
 FROM: 01/01/10 TO: 12/31/10

PAGE: 2
 RUN DATE: 05/02/11

G A I N / L O S S I N F O R M A T I O N

TAX CODE	OR-OFF SERIAL	SEQ LOT#	DATES ACQUIRED	TRADE	UNITS	PROCEEDS	TAX COST	FEDERAL G/L	STATE G/L
ASSET H5833N103 (CONT'D)									
			TOTAL-SHORT		1,199,000	33,929.72	37,636.12	614.31-	.00
			TOTAL-LONG					3,092.09-	.00
ASSET H8817H100 TRANSOCEAN LTD									
			SEDOL B3KFW1						
			ISIN CH0048265513						
830	640	40767-00001	00000	08/30/07	19,000	1,550.72	1,940.20	389.48-L	.00
830	640	40770-00001	00000	08/30/07	1,284	109.42	131.12	21.70-L	.00
830	640	40770-00001	00000	05/17/07	20,716	1,765.32	1,869.47	104.15-L	.00
			TOTAL-LONG		41,000	3,425.46	3,940.79	515.33-	.00
ASSET N22717107 CORE LABORATORIES N V									
830	660	40721-00001	00000	08/13/09	14,000	1,729.83	1,299.86	429.97 S	.00
830	640	41009-00001	00000	09/20/10	25,000	1,936.05	2,180.76	244.71-S	.00
			TOTAL-SHORT		39,000	3,665.88	3,480.62	185.26	.00
ASSET Y2685T107 GENCO SHIPPING & TRADING LTD									
			ISIN MYH2685T1073						
			SEDOL B0DPJS2						
830	672	40734-00001	00000	07/17/09	20,000	404.26	476.37	72.11-S	.00
830	672	40734-00001	00000	07/20/09	10,000	202.13	236.61	34.48-S	.00
			TOTAL-SHORT		30,000	606.39	712.98	106.59-	.00
ASSET 000375204 ABB LTD									
			SPONSORED ADR						
830	640	41033-00002	00000	01/11/10	112,000	2,200.09	2,296.43	96.34-S	.00
			TOTAL-SHORT		112,000	2,200.09	2,296.43	96.34-	.00
ASSET 002535201 AARON'S INC.									
			EXCH 12/13/10	SEE 002535300					
833	690	40816-00002	00000	06/22/06	.500	11.70	8.46	3.24 L	.00

REPORT: TMS-TX-23
 BANK 21 PNC BANK (21)
 REGION 10 PITTSBURGH
 OFFICE 001 C & E

GAIN/LOSS FEDERAL REPORT INTERNAL USE ONLY
 ACCOUNT 0564345 ROCKWELL FOUNDATION
 FROM: 01/01/10 TO: 12/31/10

TAX CODE	OR-OFF SERIAL	SEQ LOT#	ACQUIRED	TRADE	UNITS	PROCEEDS	TAX COST	FEDERAL G/L	STATE G/L
ASSET 002535201 (CONT'D)					.500	11.70	8.46	3.24	.00
TOTAL-LONG									
ASSET 002896207 ABERCROMBIE & FITCH CO									
CL A									
830	660	40853-00001	00000	04/06/10 05/27/10	35.000	1,233.22	1,663.51	430.29-S	.00
TOTAL-SHORT					35.000	1,233.22	1,663.51	430.29-	.00
ASSET 00971101 AKAMI TECHNOLOGIES									
830	640	40916-00001	00000	11/16/09 07/30/10	36.000	1,369.09	895.55	473.54 S	.00
830	640	40917-00001	00000	11/16/09 08/02/10	46.000	1,698.35	1,144.32	554.03 S	.00
TOTAL-SHORT					82.000	3,067.44	2,039.87	1,027.57	.00
ASSET 013078100 ALBERTO-CULVER CO - W/I									
830	660	41001-00001	00000	07/26/10 10/25/10	51.000	1,905.84	1,542.75	363.09 S	.00
TOTAL-SHORT					51.000	1,905.84	1,542.75	363.09	.00
ASSET 015351109 ALEXION PHARMACEUTICALS INC									
830	640	40841-00001	00000	07/31/09 05/18/10	40.000	2,019.38	1,775.30	244.08 S	.00
TOTAL-SHORT					40.000	2,019.38	1,775.30	244.08	.00
ASSET 016255101 ALIGN TECHNOLOGY INC									
830	640	41005-00001	00000	05/19/10 10/27/10	118.000	1,996.41	1,987.45	8.96 S	.00
TOTAL-SHORT					118.000	1,996.41	1,987.45	8.96	.00
ASSET 01988P108 ALLSCRIPTS HEALTHCARE SOLUTIONS INC									
830	672	41016-00001	00000	06/26/09 11/08/10	50.000	946.86	740.68	206.18 L	.00
TOTAL-LONG					50.000	946.86	740.68	206.18	.00
ASSET 021441100 ALTERA CORP									
830	640	40757-00005	00000	05/06/08 02/23/10	86.000	1,990.89	1,890.78	100.11 L	.00
830	640	40902-00001	00000	05/06/08 07/16/10	51.000	1,409.96	1,121.27	288.69 L	.00

GAIN/LOSS FEDERAL REPORT INTERNAL USE ONLY
 ACCOUNT 0564345 ROCKWELL FOUNDATION
 FROM: 01/01/10 TO: 12/31/10

TAX CODE	OR-OFF SERIAL	SEQ LOT#	DATES	ACQUIRED	TRADE	UNITS	PROCEEDS	TAX COST	FEDERAL G/L	STATE G/L
ASSET 021441100 (CONT'D)						137.000	3,400.85	3,012.05	388.80	.00
TOTAL-LONG										
ASSET 023436108 AMEDISYS INC										
830	672	40897-00001	00000	09/03/09	07/13/10	5.000	135.03	162.24	27.21-S	.00
830	672	40897-00001	00000	08/29/05	07/13/10	7.333	198.04	223.40	25.36-L	.00
830	672	40897-00001	00000	03/04/09	07/13/10	4.000	108.02	114.35	6.33-L	.00
830	672	40897-00001	00000	04/01/09	07/13/10	6.000	162.04	165.00	2.96-L	.00
830	672	40897-00001	00000	12/05/06	07/13/10	.667	18.01	1.00	17.01 L	.00
TOTAL-SHORT						23.000	621.14	665.99	27.21-	.00
TOTAL-LONG									17.64-	.00
ASSET 02364W105 AMERICA MOVIL S A B DE C V										
830	640	40729-00001	00000	07/01/05	01/26/10	90.000	3,834.50	1,790.10	2,044.40 L	.00
TOTAL-LONG						90.000	3,834.50	1,790.10	2,044.40	.00
ASSET 02744M108 AMERICAN MEDICAL SYS HLDGS										
830	672	40959-00001	00000	06/26/09	09/13/10	95.000	1,721.19	1,499.90	221.29 L	.00
TOTAL-LONG						95.000	1,721.19	1,499.90	221.29	.00
ASSET 029912201 AMERICAN TOWER CORP CL A										
830	880	40847-00001	00000	01/13/10	05/24/10	2.000	79.81	88.70	8.89-S	.00
830	880	40847-00001	00000	08/28/08	05/24/10	918.000	36,633.89	38,528.09	1,894.20-L	.00
830	880	40847-00001	00000	12/10/09	05/24/10	25.000	997.66	1,003.50	5.84-S	.00
TOTAL-SHORT						945.000	37,711.36	39,620.29	14.73-	.00
TOTAL-LONG									1,894.20-	.00
ASSET 031162100 AMGEN INC										
830	880	41033-00003	00000	07/31/09	11/23/10	428.000	22,954.75	26,678.05	3,723.30-L	.00
830	880	41033-00003	00000	12/10/09	11/23/10	10.000	536.33	566.60	30.27-S	.00
830	880	41033-00003	00000	01/13/10	11/23/10	5.000	268.16	283.25	15.09-S	.00
TOTAL-SHORT						443.000	23,759.24	27,527.90	45.36-	.00
TOTAL-LONG									3,723.30-	.00
ASSET 032095101 AMPHENOL CORP NEW CL A										
830	640	40959-00001	00000	06/11/08	09/13/10	31.000	1,442.41	1,466.79	24.38-L	.00

REPORT: TMS-TX-23
 BANK 21 PNC BANK (21)
 REGION 10 PITTSBURGH
 OFFICE 001 C & E

GAIN/LOSS FEDERAL REPORT INTERNAL USE ONLY
 ACCOUNT 0564345 ROCKWELL FOUNDATION
 FROM: 01/01/10 TO: 12/31/10

PAGE: 5
 RUN DATE: 05/02/11

TAX CODE	OR-OFF	SERIAL	SEQ LOT#	DATES ACQUIRED	TRADE	G A I N / L O S S			F O R M A T I O N		STATE G/L
						UNITS	PROCEEDS	TAX COST	FEDERAL G/L		
				TOTAL-LONG			31.000	1,442.41	1,466.79	24.38-	.00
ASSET	035710409	ANNALY CAPITAL MGMT INC					86.000	1,568.63	1,508.06	60.57 S	.00
830	660	40999-00002	00000	08/24/10	10/21/10		86.000	1,568.63	1,508.06	60.57	.00
				TOTAL-SHORT			61.000	2,596.63	2,624.92	28.29-L	.00
ASSET	03662Q105	ANSYS INC					61.000	2,596.63	2,624.92	28.29-	.00
830	640	40981-00001	00000	05/09/08	10/05/10		30.000	476.34	634.83	158.49-S	.00
ASSET	03739T108	A123 SYSTEMS INC					30.000	476.34	634.83	158.49-S	.00
830	672	40775-00002	00000	01/12/10	03/11/10		30.000	476.34	634.83	158.49-	.00
				TOTAL-SHORT			420.000	44,407.07	37,209.09	6,704.90	.00
ASSET	037411105	APACHE CORPORATION					2.000	211.46	212.98	1.52-S	.00
830	880	41033-00004	00000	01/13/10	11/23/10		45.000	4,757.90	4,263.30	494.60 S	.00
830	880	41033-00004	00000	12/10/09	11/23/10		329.000	34,785.54	28,884.88	5,900.66 L	.00
830	880	41033-00004	00000	08/13/09	11/23/10		44.000	4,652.17	3,847.93	804.24 L	.00
830	880	41033-00004	00000	08/04/09	11/23/10		420.000	44,407.07	37,209.09	6,704.90	.00
				TOTAL-SHORT			7.000	1,797.40	256.34	1,541.06 L	.00
ASSET	037833100	APPLE INC					4.000	998.12	146.48	851.64 L	.00
830	640	40817-00002	00000	07/01/05	04/22/10		4.000	998.12	146.48	851.64 L	.00
830	640	40852-00002	00000	07/01/05	05/26/10		11.000	2,795.52	402.82	2,392.70	.00
				TOTAL-LONG			76.000	2,653.10	2,003.55	649.55 S	.00
ASSET	04743P108	ATHEROS COMMUNICATIONS					76.000	2,653.10	2,003.55	649.55 S	.00
830	640	41057-00001	00000	08/26/10	12/20/10		76.000	2,653.10	2,003.55	649.55	.00
				TOTAL-SHORT			50.000	1,521.02	1,436.79	84.23 S	.00
ASSET	049298102	ATLAS ENERGY INC					50.000	1,521.02	1,436.79	84.23 S	.00
830	660	40749-00001	00000	10/27/09	02/12/10						

MERGED 02/18/2011 @ \$38.25 P/S
 SEE 049ESC106

REPORT: TMS-TX-23
 BANK 21 PNC BANK (21)
 REGION 10 PITTSBURGH
 OFFICE 001 C & E

GAIN/LOSS FEDERAL REPORT INTERNAL USE ONLY
 ACCOUNT 0564345 ROCKWELL FOUNDATION
 FROM: 01/01/10 TO: 12/31/10

PAGE: 6
 RUN DATE: 05/02/11

TAX CODE	OR-OFF SERIAL	SEQ LOT#	ACQUIRED	TRADE	DATES	UNITS	PROCEEDS	TAX COST	FEDERAL G/L	STATE G/L
	ASSET 049298102	(CONT'D)								
	TOTAL-SHORT									
830	ASSET 050095108	ATWOOD OCEANICS INC	00000	10/23/09	09/09/10	52.000	1,372.91	2,045.94	673.03-S	.00
	640	40957-00002	00000	10/23/09	09/09/10	52.000	1,372.91	2,045.94	673.03-	.00
	TOTAL-SHORT									
830	ASSET 053484101	AVALONBAY COMMUNITIES INC	00000	12/30/09	05/25/10	22.000	2,047.67	1,842.08	205.59 S	.00
	660	40848-00001	00000	12/30/09	05/25/10	22.000	2,047.67	1,842.08	205.59	.00
	TOTAL-SHORT									
830	ASSET 054303102	AVON PRODUCTS INC	00000	01/20/10	11/10/10	49.000	1,397.27	1,577.64	180.37-S	.00
	640	41020-00002	00000	08/03/10	11/10/10	27.000	769.92	851.56	81.64-S	.00
	640	41020-00002	00000	08/03/10	11/10/10	21.000	610.28	662.32	52.04-S	.00
	640	41063-00001	00000	08/03/10	12/23/10	58.000	1,685.53	1,329.01	356.52 L	.00
	640	41063-00001	00000	12/23/08	12/23/10	155.000	4,463.00	4,420.53	314.05-	.00
	TOTAL-LONG									
830	ASSET 05548J106	BJ'S WHSL CLUB INC	00000	09/24/09	05/05/10	40.000	1,526.08	1,438.57	87.51 S	.00
	660	40830-00001	00000	09/24/09	05/05/10	40.000	1,526.08	1,438.57	87.51	.00
	TOTAL-SHORT									
833	ASSET 05615F102	BABCOCK & WILCOX CO	00000	01/20/10	08/06/10	.500	12.00	11.50	.50 S	.00
	640	40918-00002	00000	01/20/10	08/06/10	.500	12.00	11.50	.50	.00
	TOTAL-SHORT									
830	ASSET 056752108	BAIDU INC	00000	02/24/09	02/02/10	6.000	2,544.46	838.80	1,705.66 S	.00
	640	40736-00003	00000	02/24/09	02/02/10	6.000	2,544.46	838.80	1,705.66	.00
	TOTAL-SHORT									
830	ASSET 071813109	BAXTER INTERNATIONAL INC	00000	01/13/10	05/12/10	2.000	89.83	120.86	31.03-S	.00
	880	40837-00002	00000	01/13/10	05/12/10	25.000	1,122.85	1,444.00	321.15-S	.00
	880	40837-00002	00000	12/10/09	05/12/10	940.000	42,219.26	49,672.70	7,453.44-L	.00
	880	40837-00002	00000	08/27/07	05/12/10					

REPORT: TMS-TX-23
 BANK 21 PNC BANK (21)
 REGION 10 PITTSBURGH
 OFFICE 001 C & E

GAIN/LOSS FEDERAL REPORT INTERNAL USE ONLY
 ACCOUNT 0564345 ROCKWELL FOUNDATION
 FROM: 01/01/10 TO: 12/31/10

PAGE: 7
 RUN DATE: 05/02/11

TAX CODE	OR-OFF SERIAL	SEQ LOT#	DATES ACQUIRED	TRADE	UNITS	PROCEEDS	TAX COST	FEDERAL G/L	STATE G/L
			TOTAL-SHORT		967.000	43,431.94	51,237.56	352.18-	.00
			TOTAL-LONG					7,453.44-	.00
ASSET 830	073302101	BE AEROSPACE INC							
	660	41009-00003	00000	08/26/09	11/02/10	1,171.07	564.56	606.51 L	.00
		TOTAL-LONG			32.000	1,171.07	564.56	606.51	.00
ASSET 830	084423102	WR BERKLEY CORP							
	660	41009-00004	00000	10/28/09	11/02/10	1,045.17	950.33	94.84 L	.00
	660	41009-00004	00000	07/23/09	11/02/10	82.51	72.71	9.80 L	.00
		TOTAL-LONG			41.000	1,127.68	1,023.04	104.64	.00
ASSET 830	090572207	BIO RAD LABORATORIES INC							
		CLASS A							
	672	40831-00001	00000	06/26/09	05/06/10	1,429.58	1,159.35	270.23 S	.00
		TOTAL-SHORT			15.000	1,429.58	1,159.35	270.23	.00
ASSET 830	09062X103	BIOGEN IDEC INC							
	660	41030-00002	00000	03/17/10	11/22/10	1,166.09	1,071.80	94.29 S	.00
		TOTAL-SHORT			18.000	1,166.09	1,071.80	94.29	.00
ASSET 830	09534T508	BLUE COAT SYSTEMS INC							
	640	40855-00001	00000	01/22/10	06/01/10	1,442.78	1,994.27	551.49-S	.00
		TOTAL-SHORT			69.000	1,442.78	1,994.27	551.49-	.00
ASSET 830	101121101	BOSTON PPTYS INC							
		REIT							
	660	41002-00002	00000	04/17/09	10/26/10	1,168.35	623.33	545.02 L	.00
		TOTAL-LONG			13.000	1,168.35	623.33	545.02	.00
ASSET 830	109641100	BRINKER INTERNATIONAL INC							
	690	41034-00001	00000	06/29/05	11/24/10	1,036.10	1,380.08	343.98-L	.00

REPORT: TMS-TX-23
 BANK 21 PNC BANK (21)
 REGION 10 PITTSBURGH
 OFFICE 001 C & E

GAIN/LOSS FEDERAL REPORT INTERNAL USE ONLY
 ACCOUNT 05644345 ROCKWELL FOUNDATION
 FROM: 01/01/10 TO: 12/31/10

PAGE: 8
 RUN DATE: 05/02/11

TAX CODE	OR-OFF SERIAL	SEQ LOT#	ACQUIRED	TRADE	DATES	UNITS	PROCEEDS	TAX COST	FEDERAL G/L	STATE G/L
ASSET 109641100 (CONT'D)						52.000	1,036.10	1,380.08	343.98-	.00
TOTAL-LONG										
ASSET 110122108 BRISTOL MYERS SQUIBB CO						25.000	619.76	639.75	19.99-S	.00
830	880	40715-00001	00000	12/10/09	01/12/10	1,170.000	29,004.75	26,927.32	2,077.43 L	.00
830	880	40715-00001	00000	12/19/08	01/12/10					
TOTAL-SHORT						1,195.000	29,624.51	27,567.07	19.99-	.00
TOTAL-LONG									2,077.43	.00
ASSET 111320107 BROADCOM CORP						110.000	3,561.91	1,634.25	1,927.66 L	.00
830	640	40774-00001	00000	11/25/08	03/10/10	110.000	3,561.91	1,634.25	1,927.66	.00
TOTAL-LONG						110.000	3,561.91	1,634.25		
ASSET 118759109 BUCYRUS INTL INC						36.000	2,369.65	2,636.89	267.24-L	.00
830	640	40722-00001	00000	07/30/08	01/19/10	7.000	451.92	512.73	60.81-L	.00
830	640	40778-00001	00000	07/30/08	03/16/10	36.000	2,324.17	1,060.00	1,264.17 S	.00
830	640	40778-00001	00000	09/01/09	03/16/10	41.000	2,706.25	2,047.50	658.75 S	.00
830	690	41065-00002	00000	05/21/10	10/27/10	10.000	894.68	130.24	764.44 L	.00
TOTAL-SHORT						130.000	8,746.67	6,387.36	1,922.92	.00
TOTAL-LONG									436.39	.00
ASSET 124857202 CBS CORP CLASS B WI						66.000	1,006.48	974.09	32.39 S	.00
830	660	40840-00001	00000	03/16/10	05/17/10	10.000	152.50	131.08	21.42 S	.00
830	660	40840-00001	00000	11/10/09	05/17/10	70.000	961.78	917.58	44.20 S	.00
830	660	40944-00001	00000	11/10/09	08/27/10	20.000	274.80	258.00	16.80 S	.00
TOTAL-SHORT						166.000	2,395.56	2,280.75	114.81	.00
ASSET 125269100 CF INDUSTRIES HOLDINGS INC						15.000	1,471.28	1,266.69	204.59 S	.00
830	660	40960-00001	00000	08/13/10	09/14/10	1.000	98.09	65.97	32.12 S	.00
830	660	40960-00001	00000	06/25/10	09/14/10	10.000	1,159.37	659.70	499.67 S	.00
830	660	40998-00002	00000	06/25/10	10/20/10	12.000	1,464.56	791.63	672.93 S	.00
830	660	41009-00005	00000	06/25/10	11/02/10					

G A I N / L O S S I N F O R M A T I O N

TAX CODE	OR-OFF SERIAL	SEQ LOT#	ACQUIRED	TRADE	DATES	UNITS	PROCEEDS	TAX COST	FEDERAL G/L	STATE G/L
ASSET 125269100 (CONT'D)										
TOTAL-SHORT										
ASSET	126408103	CSX CORP								
830	880	40729-00002	00000	01/13/10	01/26/10	4.000	182.05	203.48	21.43-S	.00
830	880	40729-00002	00000	12/10/09	01/26/10	40.000	1,820.54	1,933.60	113.06-S	.00
830	880	40729-00002	00000	05/05/09	01/26/10	843.000	38,367.81	26,384.64	11,983.17 S	.00
TOTAL-SHORT										
ASSET	133131102	CAMDEN PROPERTY REIT								
830	660	40888-00002	00000	05/14/10	07/01/10	35.000	1,414.77	1,751.87	337.10-S	.00
TOTAL-SHORT										
ASSET	13342B105	CAMERON INTL CORP								
830	640	40826-00002	00000	09/15/08	05/03/10	52.000	2,102.56	2,086.23	16.33 L	.00
830	640	40826-00002	00000	06/17/09	05/03/10	43.000	1,738.65	1,220.06	518.59 S	.00
830	880	40827-00001	00000	03/10/10	05/04/10	810.000	31,778.58	35,562.48	3,783.90-S	.00
TOTAL-SHORT										
TOTAL-LONG										
ASSET	14754D100	CASH AMERICA INTERNATIONAL INC								
830	672	40834-00001	00000	12/21/09	05/11/10	5.000	180.72	169.93	10.79 S	.00
830	672	40834-00001	00000	11/06/08	05/11/10	20.000	722.87	610.51	112.36 L	.00
TOTAL-SHORT										
TOTAL-LONG										
ASSET	150870103	CELANESE CORP-SERIES A								
830	660	41009-00006	00000	04/28/10	11/02/10	25.000	903.59	780.44	10.79	.00
TOTAL-SHORT										
TOTAL-LONG										
ASSET	151020104	CELGENE CORP								
830	640	40735-00002	00000	10/10/08	02/01/10	37.000	2,102.58	1,972.93	129.65 L	.00
TOTAL-SHORT										
TOTAL-LONG										

REPORT: TMS-TX-23
 BANK 21 PNC BANK (21)
 REGION 10 PITTSBURGH
 OFFICE 001 C & E

GAIN/LOSS FEDERAL REPORT INTERNAL USE ONLY
 ACCOUNT 0564345 ROCKWELL FOUNDATION
 FROM: 01/01/10 TO: 12/31/10

PAGE: 10
 RUN DATE: 05/02/11

TAX CODE	OR-OFF SERIAL	SEQ LOT#	DATES ACQUIRED	TRADE	UNITS	PROCEEDS	TAX COST	FEDERAL G/L	STATE G/L
ASSET 151020104 (CONT'D)									
TOTAL-LONG					37.000	2,102.58	1,972.93	129.65	.00
ASSET 168615102 CHICOS FAS INC									
830	640	40893-00001	01/20/10	07/07/10	153.000	1,547.71	2,081.76	534.05-S	.00
830	672	41056-00001	00000 05/04/10	12/17/10	35.000	421.74	533.05	111.31-S	.00
830	672	41056-00001	00000 02/24/10	12/17/10	18.000	216.90	243.02	26.12-S	.00
TOTAL-SHORT					206.000	2,186.35	2,857.83	671.48-	.00
ASSET 169905106 CHOICE HOTELS INTL INC									
830	672	41054-00001	00000 04/13/10	12/15/10	20.000	758.89	743.41	15.48 S	.00
830	672	41065-00001	00000 08/28/09	12/28/10	10.000	389.78	302.49	87.29 L	.00
TOTAL-SHORT					30.000	1,148.67	1,045.90	15.48	.00
TOTAL-LONG								87.29	.00
ASSET 17275R102 CISCO SYSTEMS INC									
830	640	41027-00001	00000 01/16/07	11/18/10	28.000	547.39	792.40	245.01-L	.00
830	640	41027-00001	00000 12/12/06	11/18/10	79.000	1,544.44	2,145.76	601.32-L	.00
TOTAL-LONG					107.000	2,091.83	2,938.16	846.33-	.00
ASSET 18683K101 CLIFFS NATURAL RESOURCES INC									
830	660	40775-00001	00000 02/23/10	03/11/10	15.000	892.79	799.63	93.16 S	.00
830	660	40775-00001	00000 12/04/09	03/11/10	18.000	1,071.34	807.69	263.65 S	.00
830	660	40824-00002	00000 12/04/09	04/29/10	7.000	450.36	314.10	136.26 S	.00
830	660	40824-00002	00000 07/24/09	04/29/10	40.000	2,573.47	1,097.02	1,476.45 S	.00
TOTAL-SHORT					80.000	4,987.96	3,018.44	1,969.52	.00
ASSET 189054109 CLOROX CO									
830	660	40732-00001	00000 07/01/05	01/27/10	35.000	2,075.46	1,948.10	127.36 L	.00
TOTAL-LONG					35.000	2,075.46	1,948.10	127.36	.00
ASSET 191216100 COCA COLA CO									
830	880	40715-00003	00000 12/10/09	01/12/10	25.000	1,419.75	1,463.75	44.00-S	.00
830	880	40715-00003	00000 08/08/08	01/12/10	289.000	16,412.28	15,927.26	485.02 L	.00
830	880	40715-00003	00000 12/22/06	01/12/10	703.000	39,923.28	34,053.32	5,869.96 L	.00

REPORT: TMS-TX-23
 BANK 21 PNC BANK (21)
 REGION 10 PITTSBURGH
 OFFICE 001 C & E

GAIN/LOSS FEDERAL REPORT INTERNAL USE ONLY
 ACCOUNT 0564345 ROCKWELL FOUNDATION
 FROM: 01/01/10 TO: 12/31/10

PAGE: 11
 RUN DATE: 05/02/11

TAX CODE	OR-OFF SERIAL	SEQ LOT#	DATES	ACQUIRED	TRADE	UNITS	PROCEEDS	TAX COST	FEDERAL G/L	STATE G/L
ASSET 191216100 (CONT'D)										
			TOTAL-SHORT			1,017.000	57,755.31	51,444.33	44.00-	.00
			TOTAL-LONG						6,354.98	.00
ASSET 192479103 COHERENT INC										
830	672	40707-00002	00000	06/26/09	01/04/10	20.000	596.71	421.26	175.45 S	.00
830	672	40775-00003	00000	06/26/09	03/11/10	10.000	327.18	210.63	116.55 S	.00
TOTAL-SHORT						30.000	923.89	631.89	292.00	.00
ASSET 192599300 COINSTAR INC										
830	672	40825-00002	00000	08/14/09	04/30/10	15.000	675.91	468.42	207.49 S	.00
830	672	40825-00002	00000	06/30/09	04/30/10	10.000	450.60	265.11	185.49 S	.00
830	672	40916-00001	00000	06/30/09	07/30/10	5.000	221.57	132.55	89.02 L	.00
830	672	40916-00001	00000	06/26/09	07/30/10	20.000	886.26	510.60	375.66 L	.00
TOTAL-SHORT						50.000	2,234.34	1,376.68	392.98	.00
TOTAL-LONG									464.68	.00
ASSET 194162103 COLGATE-PALMOLIVE CO										
830	880	40736-00002	00000	12/10/09	02/02/10	20.000	1,612.69	1,658.80	46.11-S	.00
830	880	40736-00002	00000	01/13/10	02/02/10	1.000	80.63	81.18	.55-S	.00
830	880	40736-00002	00000	02/26/08	02/02/10	593.000	47,816.19	45,699.54	2,116.65 L	.00
830	880	40736-00002	00000	09/05/08	02/02/10	154.000	12,417.69	11,857.58	560.11 L	.00
TOTAL-SHORT						768.000	61,927.20	59,297.10	46.66-	.00
TOTAL-LONG									2,676.76	.00
ASSET 200340107 COMERICA INC										
830	660	40820-00002	00000	10/21/09	04/27/10	25.000	1,065.13	797.25	267.88 S	.00
TOTAL-SHORT						25.000	1,065.13	797.25	267.88	.00
ASSET 203372107 COMMScope INC										
MERGED 01/14/2011 @ \$31.50 P/S										
830	660	40830-00002	00000	04/21/08	05/05/10	9.000	269.82	360.46	90.64-L	.00
830	660	40830-00002	00000	09/11/09	05/05/10	26.000	779.49	770.88	8.61 S	.00
830	660	40868-00001	00000	09/11/09	06/14/10	6.000	156.73	177.89	21.16-S	.00
830	660	40868-00001	00000	10/14/09	06/14/10	28.000	731.43	812.00	80.57-S	.00
830	660	40868-00001	00000	08/05/09	06/14/10	33.000	862.04	844.87	17.17 S	.00

REPORT: TMS-TX-23
 BANK 21 PNC BANK (21)
 REGION 10 PITTSBURGH
 OFFICE 001 C & E

GAIN/LOSS FEDERAL REPORT INTERNAL USE ONLY
 ACCOUNT 0564345 ROCKWELL FOUNDATION
 FROM: 01/01/10 TO: 12/31/10

PAGE: 12
 RUN DATE: 05/02/11

TAX CODE	OR-OFF SERIAL	SEQ LOT#	ACQUIRED	TRADE	DATES	UNITS	PROCEEDS	TAX COST	FEDERAL G/L	STATE G/L
ASSET 203372107 (CONT'D)										
			TOTAL-SHORT			102.000	2,799.51	2,966.10	75.95-	.00
			TOTAL-LONG						90.64-	.00
ASSET 20452A108 COMPELLENT TECHNOLOGIES INC										
			MERGED 02/22/11 @ \$27.75 P/S			70.000	861.66	1,052.55	190.89-S	.00
830	672	40805-00001	00000	06/26/09	04/12/10	70.000	861.66	1,052.55	190.89-	.00
TOTAL-SHORT										
ASSET 20605P101 CONCHO RESOURCES INC										
						38.000	2,042.47	1,444.91	597.56 S	.00
830	660	40834-00002	00000	11/02/09	05/11/10	38.000	2,042.47	1,444.91	597.56	.00
TOTAL-SHORT										
ASSET 22025Y407 CORRECTIONS CORP AMER NEW										
			COM NEW REIT			54.000	1,046.14	1,305.38	259.24-S	.00
830	660	40732-00002	00000	10/14/09	01/27/10	54.000	1,046.14	1,305.38	259.24-	.00
TOTAL-SHORT										
ASSET 229678107 CUBIST PHARMACEUTICALS INC										
						30.000	632.50	539.89	92.61 S	.00
830	672	40860-00001	00000	06/26/09	06/04/10	30.000	632.50	539.89	92.61	.00
TOTAL-SHORT										
ASSET 231021106 CUMMINS INC										
						11.000	780.88	401.19	379.69 S	.00
830	660	40833-00001	00000	06/29/09	05/10/10	11.000	780.88	401.19	379.69 S	.00
830	660	40874-00001	00000	06/29/09	06/18/10	22.000	1,647.32	802.38	844.94 S	.00
830	880	40930-00002	00000	01/12/10	08/13/10	100.000	7,796.71	5,322.36	2,474.35 S	.00
830	880	40932-00004	00000	01/12/10	08/17/10	250.000	20,219.17	13,305.90	6,913.27 S	.00
830	640	41009-00003	00000	10/08/09	11/02/10	42.000	3,734.80	1,982.85	1,751.95 L	.00
TOTAL-SHORT										
TOTAL-LONG										
ASSET 232109108 CUTERA INC										
						45.000	345.20	382.87	37.67-L	.00
830	672	40910-00001	00000	06/26/09	07/26/10	45.000	345.20	382.87	37.67-L	.00

REPORT: TMS-TX-23
 BANK 21 PNC BANK (21)
 REGION 10 PITTSBURGH
 OFFICE 001 C & E

GAIN/LOSS FEDERAL REPORT INTERNAL USE ONLY
 ACCOUNT 0564345 ROCKWELL FOUNDATION
 FROM: 01/01/10 TO: 12/31/10

PAGE: 13
 RUN DATE: 05/02/11

TAX CODE	OR-OFF SERIAL	SEQ LOT#	DATES	ACQUIRED	TRADE	UNITS	PROCEEDS	TAX COST	FEDERAL G/L	STATE G/L
	ASSET 232109108	(CONT'D)								
	TOTAL-LONG					45,000	345.20	382.87	37.67-	.00
	TOTAL-SHORT									
ASSET 233293109	DPL INC									
830	660	40998-00003	00000	07/03/06	10/20/10	45,000	1,229.80	1,225.92	3.88 L	.00
830	660	41030-00003	00000	07/03/06	11/22/10	32,000	829.92	871.77	41.85-L	.00
	TOTAL-LONG					77,000	2,059.72	2,097.69	37.97-	.00
	TOTAL-SHORT									
ASSET 242370104	DEAN FOODS CO NEW									
830	672	41020-00001	00000	07/21/10	11/10/10	70,000	572.59	835.79	263.20-S	.00
830	672	41020-00001	00000	07/20/10	11/10/10	75,000	613.48	871.76	258.28-S	.00
	TOTAL-LONG					145,000	1,186.07	1,707.55	521.48-	.00
	TOTAL-SHORT									
ASSET 24522P103	DEL MONTE FOODS CO									
	MERGED 03/09/11 @ \$19.00 P/S									
830	660	41035-00004	00000	10/19/10	11/26/10	113,000	2,118.71	1,659.12	459.59 S	.00
	TOTAL-LONG					113,000	2,118.71	1,659.12	459.59	.00
	TOTAL-SHORT									
ASSET 25179M103	DEVON ENERGY CORP NEW									
830	640	40867-00001	00000	01/05/10	06/11/10	33,000	2,235.94	2,524.77	288.83-S	.00
830	640	40937-00002	00000	01/05/10	08/20/10	3,000	185.64	229.53	42.89-S	.00
830	640	40937-00002	00000	11/19/09	08/20/10	20,000	1,244.29	1,384.75	140.46-S	.00
830	640	40937-00002	00000	06/09/09	08/20/10	36,000	2,239.73	2,299.37	59.64-L	.00
	TOTAL-LONG					92,000	5,906.60	6,438.42	472.18-	.00
	TOTAL-SHORT								59.64-	.00
ASSET 253868103	DIGITAL RLTY TR INC									
830	660	40865-00001	00000	03/23/10	06/09/10	17,000	1,029.43	941.05	88.38 S	.00
830	660	41028-00001	00000	03/23/10	11/19/10	2,000	102.20	110.71	8.51-S	.00
830	660	41028-00001	00000	10/06/09	11/19/10	31,000	1,584.06	1,418.78	165.28 L	.00
	TOTAL-LONG					50,000	2,715.69	2,470.54	79.87	.00
	TOTAL-SHORT								165.28	.00
ASSET 25470M109	DISH NETWORK CORP									
	CL A									
830	660	40838-00002	00000	04/30/08	05/13/10	10,000	221.02	305.70	84.68-L	.00
830	660	40838-00002	00000	05/09/08	05/13/10	15,000	331.54	450.00	118.46-L	.00

TAX CODE	OR-OFF	SERIAL	SEQ LOT#	DATES	ACQUIRED	TRADE	UNITS	PROCEEDS	TAX COST	FEDERAL G/L	STATE G/L
830	660	40838-00002	00000	03/28/08	05/13/10		23.000	508.35	677.03	168.68-L	.00
				TOTAL-LONG			48.000	1,060.91	1,432.73	371.82-	.00
ASSET 25659T107 DOLBY LABORATORIES INC											
CLASS A											
830	640	40844-00002	00000	11/10/08	05/19/10		45.000	2,836.96	1,438.47	1,398.49 L	.00
830	880	40930-00003	00000	01/13/10	08/13/10		7.000	398.57	356.20	42.37 S	.00
830	880	40930-00003	00000	12/10/09	08/13/10		30.000	1,708.15	1,356.60	351.55 S	.00
830	880	40930-00003	00000	03/13/09	08/13/10		133.000	7,572.79	4,361.97	3,210.82 L	.00
				TOTAL-SHORT			215.000	12,516.47	7,513.24	393.92	.00
				TOTAL-LONG						4,609.31	.00
ASSET 262037104 DRILL-QUIP INC											
830	660	40824-00003	00000	05/22/08	04/29/10		10.000	651.46	614.49	36.97 L	.00
830	660	40824-00003	00000	04/24/08	04/29/10		7.000	456.03	416.68	39.35 L	.00
830	660	40858-00002	00000	04/24/08	06/02/10		14.000	595.39	833.36	237.97-L	.00
830	660	40858-00002	00000	05/06/08	06/02/10		10.000	425.28	587.07	161.79-L	.00
830	660	40858-00002	00000	02/23/10	06/02/10		17.000	722.98	952.30	229.32-S	.00
				TOTAL-SHORT			58.000	2,851.14	3,403.90	229.32-	.00
				TOTAL-LONG						323.44-	.00
ASSET 269279402 EXCO RESOURCES INC											
830	660	40785-00002	00000	12/21/09	03/23/10		68.000	1,275.53	1,469.53	194.00-S	.00
				TOTAL-SHORT			68.000	1,275.53	1,469.53	194.00-	.00
ASSET 278058102 EATON CORP											
830	660	40967-00002	00000	06/22/07	09/21/10		20.000	1,640.70	1,860.61	219.91-L	.00
830	660	40967-00002	00000	08/22/07	09/21/10		5.000	410.17	463.49	53.32-L	.00
830	660	40967-00002	00000	04/30/10	09/21/10		2.000	164.07	156.51	7.56 S	.00
830	660	41021-00002	00000	04/30/10	11/12/10		9.000	840.35	704.29	136.06 S	.00
				TOTAL-SHORT			36.000	3,055.29	3,184.90	143.62	.00
				TOTAL-LONG						273.23-	.00
ASSET 278642103 EBAY INC											
830	640	40707-00002	00000	05/12/08	01/04/10		95.000	2,260.94	2,955.46	694.52-L	.00
830	880	40872-00003	00000	01/26/10	06/16/10		547.000	12,127.16	13,234.06	1,106.90-S	.00
830	880	40872-00003	00000	01/13/10	06/16/10		11.000	243.87	258.59	14.72-S	.00
830	880	40872-00003	00000	12/10/09	06/16/10		60.000	1,330.22	1,356.52	26.30-S	.00

REPORT: TMS-TX-23
 BANK 21 PNC BANK (21)
 REGION 10 PITTSBURGH
 OFFICE 001 C & E

GAIN/LOSS FEDERAL REPORT INTERNAL USE ONLY

PAGE: 15
 RUN DATE: 05/02/11

ACCOUNT 0564345 ROCKWELL FOUNDATION
 FROM: 01/01/10 TO: 12/31/10

TAX CODE	OR-OFF	SERIAL	SEQ	LOT#	ACQUIRED	TRADE	DATES	UNITS	PROCEEDS	TAX COST	FEDERAL G/L	STATE G/L
830	880	40872-00003	00000	07/31/09	06/16/10			1,222.000	27,092.11	26,230.47	861.64 S	.00
830	640	40935-00002	00000	05/12/08	08/18/10			50.000	1,116.30	1,555.50	439.20-L	.00
830	640	40935-00002	00000	06/11/10	08/18/10			63.000	1,406.54	1,413.59	7.05-S	.00
830	640	40935-00002	00000	08/11/09	08/18/10			67.000	1,495.84	1,502.73	6.89-L	.00
				TOTAL-SHORT				2,115.000	47,072.98	48,506.92	293.33-	.00
				TOTAL-LONG							1,140.61-	.00
ASSET 28176E108 EDWARDS LIFESCIENCES CORP												
830	660	40729-00003	00000	08/08/07	01/26/10			10.000	918.61	470.09	448.52 L	.00
830	660	40729-00003	00000	08/21/07	01/26/10			4.000	367.44	187.99	179.45 L	.00
830	660	40764-00002	00000	08/21/07	03/02/10			19.000	1,797.41	892.98	904.43 L	.00
				TOTAL-LONG				33.000	3,083.46	1,551.06	1,532.40	.00
ASSET 291011104 EMERSON ELECTRIC CO												
830	880	41044-00006	00000	02/24/10	12/07/10			700.000	39,772.84	33,612.32	6,160.52 S	.00
				TOTAL-SHORT				700.000	39,772.84	33,612.32	6,160.52	.00
ASSET 29358Q109 ENSCO PLC ADS												
830	640	40708-00002	00000	10/28/08	01/05/10			39.000	1,665.13	1,644.83	20.30 L	.00
830	640	40708-00002	00000	01/22/09	01/05/10			5.000	213.48	210.88	2.60 S	.00
830	640	40936-00001	00000	01/22/09	08/19/10			50.000	2,097.64	2,108.75	11.11-L	.00
				TOTAL-SHORT				94.000	3,976.25	3,964.46	2.60	.00
				TOTAL-LONG							9.19	.00
ASSET 294429105 EQUIFAX INC												
830	660	40959-00001	00000	03/26/10	09/13/10			45.000	1,355.40	1,620.00	264.60-S	.00
				TOTAL-SHORT				45.000	1,355.40	1,620.00	264.60-	.00
ASSET 297178105 ESSEX PPTY TR INC												
830	660	40834-00003	00000	01/04/10	05/11/10			19.000	2,076.88	1,574.08	502.80 S	.00
				TOTAL-SHORT				19.000	2,076.88	1,574.08	502.80	.00
ASSET 302445101 FLIR SYSTEM INC												
830	640	40771-00001	00000	05/14/07	03/09/10			76.000	2,017.11	1,593.94	423.17 L	.00

REPORT: TMS-TX-23
 BANK 21 PNC BANK (21)
 REGION 10 PITTSBURGH
 OFFICE 001 C & E

GAIN/LOSS FEDERAL REPORT INTERNAL USE ONLY
 ACCOUNT 0564345 ROCKWELL FOUNDATION
 FROM: 01/01/10 TO: 12/31/10

PAGE: 16
 RUN DATE: 05/02/11

TAX CODE	OR-OFF SERIAL	SEQ LOT#	DATES	ACQUIRED	TRADE	UNITS	PROCEEDS	TAX COST	FEDERAL G/L	STATE G/L
ASSET 302445101 (CONT'D)										
TOTAL-LONG						76.000	2,017.11	1,593.94	423.17	.00
ASSET 302491303 FMC CORPORATION NEW										
830	660	40874-00002	00000	10/08/09	06/18/10	17.000	1,068.49	930.88	137.61 S	.00
830	660	40874-00002	00000	09/09/09	06/18/10	3.000	188.56	154.52	34.04 S	.00
830	660	40935-00001	00000	09/09/09	08/18/10	24.000	1,490.91	1,236.20	254.71 S	.00
TOTAL-SHORT						44.000	2,747.96	2,321.60	426.36	.00
ASSET 302941109 FTI CONSULTING INC										
830	640	40722-00002	00000	08/25/08	01/19/10	42.000	1,814.41	3,071.99	1,257.58-L	.00
TOTAL-LONG						42.000	1,814.41	3,071.99	1,257.58-	.00
ASSET 313747206 FEDERAL REALTY INVT TRUST										
SH BEN INT NEW REIT										
830	660	40707-00003	00000	03/17/09	01/04/10	1.000	67.35	43.84	23.51 S	.00
830	660	40707-00003	00000	03/03/09	01/04/10	24.000	1,616.38	958.40	657.98 S	.00
TOTAL-SHORT						25.000	1,683.73	1,002.24	681.49	.00
ASSET 31428X106 FEDEX CORPORATION										
830	880	40760-00007	00000	12/10/09	02/24/10	20.000	1,659.73	1,758.80	99.07-S	.00
830	880	40760-00007	00000	01/13/10	02/24/10	2.000	165.97	171.22	5.25-S	.00
830	880	40760-00007	00000	12/01/09	02/24/10	87.000	7,219.83	7,445.26	225.43-S	.00
830	880	40760-00007	00000	09/16/09	02/24/10	390.000	32,364.78	30,442.93	1,921.85 S	.00
TOTAL-SHORT						499.000	41,410.31	39,818.21	1,592.10	.00
ASSET 316773100 FIFTH THIRD BANCORP										
830	660	40837-00003	00000	01/29/10	05/12/10	76.000	1,119.61	938.76	180.85 S	.00
TOTAL-SHORT						76.000	1,119.61	938.76	180.85	.00
ASSET 319829107 FIRST COMMONWEALTH FINANCIAL CRP										
(PA)										
830	672	40910-00002	00000	06/26/09	07/26/10	70.000	357.76	437.37	79.61-L	.00

REPORT: TMS-TX-23
 BANK 21 PNC BANK (21)
 REGION 10 PITTSBURGH
 OFFICE 001 C & E

GAIN/LOSS FEDERAL REPORT INTERNAL USE ONLY
 ACCOUNT 0564345 ROCKWELL FOUNDATION
 FROM: 01/01/10 TO: 12/31/10

PAGE: 17
 RUN DATE: 05/02/11

TAX CODE	OR-OFF SERIAL	SEQ LOT#	DATES ACQUIRED	TRADE	UNITS	PROCEEDS	TAX COST	FEDERAL G/L	STATE G/L
ASSET 319829107 (CONT'D)					70.000	357.76	437.37	79.61-	.00
TOTAL-LONG									
ASSET 320517105 FIRST HORIZON NATL CORP									
833	660	40713-00001	00000	11/18/09	.782	10.83	9.69	1.14 S	.00
833	660	40802-00001	00000	11/18/09	.747	11.15	9.12	2.03 S	.00
833	660	40907-00001	00000	11/18/09	.560	6.46	6.75	.29-S	.00
833	660	40986-00001	00000	11/18/09	.021	.24	.25	.01-S	.00
830	660	41056-00003	00000	11/18/09	124.000	1,356.55	1,444.66	88.11-L	.00
TOTAL-SHORT					126.110	1,385.23	1,470.47	2.87	.00
TOTAL-LONG								88.11-	.00
ASSET 337932107 FIRSTENERGY CORP									
830	660	40985-00001	00000	07/01/05	25.000	970.23	1,216.50	246.27-L	.00
TOTAL-LONG					25.000	970.23	1,216.50	246.27-	.00
ASSET 343412102 FLUOR CORP									
830	660	40847-00001	00000	05/05/10	33.000	1,512.92	1,670.04	157.12-S	.00
TOTAL-SHORT					33.000	1,512.92	1,670.04	157.12-	.00
ASSET 346375108 FORM FACTOR INC									
830	672	40869-00001	00000	07/31/09	10.000	109.80	229.66	119.86-S	.00
830	672	40869-00001	00000	07/06/09	20.000	219.60	390.71	171.11-S	.00
830	672	40869-00001	00000	04/07/10	25.000	274.50	475.21	200.71-S	.00
830	672	40869-00001	00000	11/06/09	40.000	439.21	688.62	249.41-S	.00
TOTAL-SHORT					95.000	1,043.11	1,784.20	741.09-	.00
ASSET 349882100 FOSSIL INC									
830	660	40993-00001	00000	02/08/10	45.000	2,443.11	1,460.26	982.85 S	.00
TOTAL-SHORT					45.000	2,443.11	1,460.26	982.85	.00
ASSET 354613101 FRANKLIN RESOURCES INC									
830	880	40853-00002	00000	01/13/10	4.000	394.86	447.36	52.50-S	.00
830	880	40853-00002	00000	12/10/09	10.000	987.15	1,099.80	112.65-S	.00
830	880	40853-00002	00000	09/01/09	319.000	31,490.16	28,974.55	2,515.61 S	.00

REPORT: TMS-TX-23
 BANK 21 PNC BANK (21)
 REGION 10 PITTSBURGH
 OFFICE 001 C & E

GAIN/LOSS FEDERAL REPORT INTERNAL USE ONLY
 ACCOUNT 0564345 ROCKWELL FOUNDATION
 FROM: 01/01/10 TO: 12/31/10

PAGE: 18
 RUN DATE: 05/02/11

TAX CODE	OR-OFF SERIAL	SEQ LOT#	ACQUIRED	TRADE	DATES	UNITS	PROCEEDS	TAX COST	FEDERAL G/L	STATE G/L
ASSET 354613101 (CONT'D)										
TOTAL-SHORT										
ASSET 35671D857 FREEPORT MCMORAN COPPER & GOLD INC										
830	880	40729-00004	00000	01/13/10	01/26/10	6.000	435.98	514.97	78.99-S	.00
830	880	40729-00004	00000	12/10/09	01/26/10	25.000	1,816.58	1,946.12	129.54-S	.00
830	880	40729-00004	00000	12/17/09	01/26/10	124.000	9,010.26	9,484.85	474.59-S	.00
830	880	40729-00004	00000	05/05/09	01/26/10	28.000	2,034.58	1,375.13	659.45 S	.00
830	880	40867-00001	00000	05/05/09	06/08/10	441.000	26,817.08	21,658.25	5,158.83 L	.00
TOTAL-SHORT										
TOTAL-LONG										
ASSET 36106P101 FURIEIX PHARMACEUTICALS INC										
833	690	40874-00001	00000	06/29/05	06/23/10	.666	7.36	6.56	.80 L	.00
830	690	40876-00001	00000	06/29/05	06/22/10	6.000	63.00	59.05	3.95 L	.00
TOTAL-LONG										
ASSET 36203NSB5 GOVERNMENT NATL MTG ASSN										
POOL #354314										
07.000% DUE 06/15/2023										
828	000	40715-00002	00000	05/18/93	12/31/09	107.340	107.34	107.17	.17 L	.00
828	000	40747-00002	00000	05/18/93	01/31/10	108.010	108.01	107.84	.17 L	.00
828	000	40774-00002	00000	05/18/93	02/28/10	108.680	108.68	108.51	.17 L	.00
828	000	40805-00002	00000	05/18/93	03/31/10	109.370	109.37	109.20	.17 L	.00
828	000	40837-00002	00000	05/18/93	04/30/10	110.050	110.05	109.88	.17 L	.00
828	000	40866-00003	00000	05/18/93	05/31/10	8,420.930	8,420.93	8,407.78	13.15 L	.00
828	000	40896-00002	00000	05/18/93	06/30/10	79.430	79.43	79.31	.12 L	.00
828	000	40928-00002	00000	05/18/93	07/31/10	79.930	79.93	79.81	.12 L	.00
828	000	40958-00003	00000	05/18/93	08/31/10	80.510	80.51	80.38	.13 L	.00
828	000	40988-00002	00000	05/18/93	09/30/10	81.010	81.01	80.88	.13 L	.00
828	000	41019-00002	00000	05/18/93	10/31/10	81.520	81.52	81.39	.13 L	.00
828	000	41049-00004	00000	05/18/93	11/30/10	4,820.150	4,820.15	4,812.62	7.53 L	.00
TOTAL-LONG										
ASSET 36203NSP4 GOVERNMENT NATL MTG ASSN										
POOL #354326										
07.000% DUE 06/15/2023										
828	000	40715-00004	00000	05/18/93	12/31/09	54.270	54.27	54.19	.08 L	.00
TOTAL-LONG										

REPORT: TMS-TX-23
 BANK 21 PNC BANK (21)
 REGION 10 PITTSBURGH
 OFFICE 001 C & E

GAIN/LOSS FEDERAL REPORT INTERNAL USE ONLY
 ACCOUNT 05644345 ROCKWELL FOUNDATION
 FROM: 01/01/10 TO: 12/31/10

PAGE: 19
 RUN DATE: 05/02/11

TAX CODE	OR-OFF	SERIAL	SEQ	LOT#	ACQUIRED	TRADE	UNITS	PROCEEDS	TAX COST	FEDERAL G/L	STATE G/L
828	000	40747-00004	00000	05/18/93	01/31/10		76.16	76.16	76.04	.12	L
828	000	40774-00004	00000	05/18/93	02/28/10		54.57	54.48	54.48	.09	L
828	000	40805-00004	00000	05/18/93	03/31/10		54.92	54.83	54.83	.09	L
828	000	40837-00004	00000	05/18/93	04/30/10		55.26	55.17	55.17	.09	L
828	000	40866-00005	00000	05/18/93	05/31/10		56.04	55.95	55.95	.09	L
828	000	40896-00004	00000	05/18/93	06/30/10		56.38	56.29	56.29	.09	L
828	000	40928-00004	00000	05/18/93	07/31/10		56.73	56.64	56.64	.09	L
828	000	40958-00005	00000	05/18/93	08/31/10		62.53	62.43	62.43	.10	L
828	000	40988-00004	00000	05/18/93	09/30/10		62.93	62.83	62.83	.10	L
828	000	41019-00004	00000	05/18/93	10/31/10		63.32	63.22	63.22	.10	L
828	000	41049-00006	00000	05/18/93	11/30/10		63.72	63.62	63.62	.10	L
TOTAL-LONG							716.830	716.83	715.69	1.14	

TAX CODE	OR-OFF	SERIAL	SEQ	LOT#	ACQUIRED	TRADE	UNITS	PROCEEDS	TAX COST	FEDERAL G/L	STATE G/L
ASSET 36224SZPO GOVERNMENT NATL MTG ASSN											
POOL #337450											
07.000% DUE 06/15/2023											
828	000	40715-00006	00000	05/18/93	12/31/09		16.210	16.21	16.18	.03	L
828	000	40747-00006	00000	05/18/93	01/31/10		15.880	15.88	15.86	.02	L
828	000	40774-00006	00000	05/18/93	02/28/10		15.980	15.98	15.95	.03	L
828	000	40805-00006	00000	05/18/93	03/31/10		16.770	16.77	16.74	.03	L
828	000	40837-00006	00000	05/18/93	04/30/10		16.180	16.18	16.15	.03	L
828	000	40866-00007	00000	05/18/93	05/31/10		16.290	16.29	16.26	.03	L
828	000	40896-00006	00000	05/18/93	06/30/10		16.390	16.39	16.36	.03	L
828	000	40928-00006	00000	05/18/93	07/31/10		16.490	16.49	16.46	.03	L
828	000	40958-00007	00000	05/18/93	08/31/10		16.590	16.59	16.56	.03	L
828	000	40988-00006	00000	05/18/93	09/30/10		16.700	16.70	16.67	.03	L
828	000	41019-00006	00000	05/18/93	10/31/10		16.800	16.80	16.77	.03	L
828	000	41049-00008	00000	05/18/93	11/30/10		17.020	17.02	16.99	.03	L
TOTAL-LONG							197.300	197.30	196.95	.35	

TAX CODE	OR-OFF	SERIAL	SEQ	LOT#	ACQUIRED	TRADE	UNITS	PROCEEDS	TAX COST	FEDERAL G/L	STATE G/L
ASSET 36467W109 GAMESTOP CORP CL A											
830	640	40714-00004	00000	06/29/07	01/11/10		126.000	2,551.69	4,999.96	2,448.27	L
TOTAL-LONG							126.000	2,551.69	4,999.96	2,448.27	

TAX CODE	OR-OFF	SERIAL	SEQ	LOT#	ACQUIRED	TRADE	UNITS	PROCEEDS	TAX COST	FEDERAL G/L	STATE G/L
ASSET 37243V100 GENOPTIX INC											
MERGED 03/07/2011 @ \$25.00 P/S											
830	672	40872-00002	00000	10/31/08	06/16/10		25.000	460.85	825.63	364.78	L
830	672	40872-00002	00000	03/30/09	06/16/10		12.000	221.21	315.00	93.79	L

REPORT: TMS-TX-23
 BANK 21 PNC BANK (21)
 REGION 10 PITTSBURGH
 OFFICE 001 C & E

GAIN/LOSS FEDERAL REPORT INTERNAL USE ONLY
 ACCOUNT 0564345 ROCKWELL FOUNDATION
 FROM: 01/01/10 TO: 12/31/10

PAGE: 20
 RUN DATE: 05/02/11

TAX CODE	OR-OFF ASSET	SERIAL	SEQ LOT#	ACQUIRED	TRADE	DATES	UNITS	PROCEEDS	TAX COST	FEDERAL G/L	STATE G/L
							37.000	682.06	1,140.63	458.57-	.00
						TOTAL-LONG					
							30.000	1,116.82	909.88	206.94 S	.00
						TOTAL-SHORT					
							30.000	1,116.82	909.88	206.94	.00
							70.000	162.15	431.14	268.99-S	.00
							55.000	127.41	229.22	101.81-S	.00
						TOTAL-SHORT					
							125.000	289.56	660.36	370.80-	.00
							25.000	4,198.63	4,120.00	78.63 S	.00
							14.000	2,351.23	1,768.11	583.12 S	.00
							70.000	11,756.16	8,184.95	3,571.21 S	.00
							55.000	9,236.99	5,102.53	4,134.46 L	.00
							23.000	3,766.43	1,977.99	1,788.44 L	.00
							12.000	1,801.91	2,019.84	217.93-S	.00
							306.000	45,948.58	28,388.63	17,559.95 L	.00
						TOTAL-SHORT					
							505.000	79,059.93	51,562.05	4,015.03	.00
						TOTAL-LONG				23,482.85	.00
							1.000	109.46	100.42	9.04 S	.00
							10.000	1,094.60	977.20	117.40 S	.00
							304.000	33,275.70	26,865.15	6,410.55 S	.00
						TOTAL-SHORT					
							315.000	34,479.76	27,942.77	6,536.99	.00
							30.000	907.75	1,591.75	684.00-L	.00
						TOTAL-LONG					
							30.000	907.75	1,591.75	684.00-	.00
							70.000	2,343.95	2,498.26	154.31-L	.00
							23.000	1,032.83	1,068.35	35.52-S	.00

TOTAL-SHORT
 TOTAL-LONG

ASSET 406216101 HALLIBURTON CO
 830 640 41016-00001 00000 03/27/08 11/08/10
 830 640 41016-00001 00000 08/19/10 11/08/10
 830 640 41016-00001 00000 06/17/09 11/08/10

TOTAL-SHORT
 TOTAL-LONG

ASSET 410345102 HANESBRANDS INC - W/I
 830 660 41048-00001 00000 06/29/10 12/09/10

TOTAL-SHORT

ASSET 412822108 HARLEY DAVIDSON INC
 830 660 40896-00004 00000 11/23/09 07/12/10
 830 660 40929-00002 00000 11/23/09 08/12/10
 830 660 40929-00002 00000 12/10/09 08/12/10

TOTAL-SHORT

ASSET 423452101 HELMERTICH & PAYNE INC
 830 660 41037-00001 00000 06/03/10 11/30/10

TOTAL-SHORT

ASSET 42809H107 HESS CORPORATION
 830 880 40973-00003 00000 05/04/10 09/27/10

TOTAL-SHORT

ASSET 437076102 HOME DEPOT INC
 830 880 40715-00007 00000 12/10/09 01/12/10
 830 880 40715-00007 00000 06/12/09 01/12/10

TOTAL-SHORT

TAX CODE	OR-OFF	SERIAL	SEQ	LOT#	ACQUIRED	TRADE	DATES	UNITS	PROCEEDS	TAX COST	FEDERAL G/L	STATE G/L
								93.000	3,376.78	3,566.61	35.52-	.00
											154.31-	.00
								64.000	2,106.54	2,526.81	420.27-L	.00
								71.000	2,336.95	2,006.16	330.79 S	.00
								57.000	1,876.14	1,243.03	633.11 L	.00
								192.000	6,319.63	5,776.00	330.79	.00
											212.84	.00
								61.000	1,591.12	1,498.89	92.23 S	.00
								61.000	1,591.12	1,498.89	92.23	.00
								25.000	590.14	716.71	126.57-S	.00
								25.000	643.52	716.71	73.19-S	.00
								39.000	1,003.89	1,061.45	57.56-S	.00
								89.000	2,237.55	2,494.87	257.32-	.00
								39.000	1,773.20	1,571.10	202.10 S	.00
								39.000	1,773.20	1,571.10	202.10	.00
								520.000	30,019.54	32,313.94	2,294.40-S	.00
								520.000	30,019.54	32,313.94	2,294.40-	.00
								25.000	700.00	701.25	1.25-S	.00
								1,039.000	29,091.83	25,041.87	4,049.96 S	.00

REPORT: TMS-TX-23
 BANK 21 PNC BANK (21)
 REGION 10 PITTSBURGH
 OFFICE 001 C & E

GAIN/LOSS FEDERAL REPORT INTERNAL USE ONLY
 ACCOUNT 0564345 ROCKWELL FOUNDATION
 FROM: 01/01/10 TO: 12/31/10

PAGE: 22
 RUN DATE: 05/02/11

TAX CODE	OR-OFF SERIAL	SEQ LOT#	DATES	ACQUIRED	TRADE	UNITS	PROCEEDS	TAX COST	FEDERAL G/L	STATE G/L
	ASSET 437076102	(CONT'D)								
	TOTAL-SHORT					1,064.000	29,791.83	25,743.12	4,048.71	.00
	TOTAL-LONG					89.000	3,595.43	5,041.48	1,446.05-L	.00
	TOTAL-SHORT					89.000	3,595.43	5,041.48	1,446.05-	.00
	TOTAL-LONG					37.000	1,621.90	1,467.17	154.73 S	.00
	TOTAL-SHORT					37.000	1,621.90	1,467.17	154.73	.00
	TOTAL-LONG					38.000	1,939.19	1,917.84	21.35 S	.00
	TOTAL-SHORT					38.000	1,939.19	1,917.84	21.35	.00
	TOTAL-LONG					73.000	1,073.86	870.57	203.29 S	.00
	TOTAL-SHORT					3.000	40.38	35.78	4.60 S	.00
	TOTAL-LONG					136.000	1,830.49	1,404.78	425.71 S	.00
	TOTAL-SHORT					212.000	2,944.73	2,311.13	633.60	.00
	TOTAL-LONG					115.000	1,417.38	1,032.72	384.66 S	.00
	TOTAL-SHORT					95.000	1,099.97	517.75	582.22 S	.00
	TOTAL-LONG					68.000	910.09	850.84	59.25 S	.00
	TOTAL-SHORT					27.000	334.02	337.84	3.82-S	.00
	TOTAL-LONG					35.000	433.00	314.31	118.69 S	.00
	TOTAL-SHORT					6.000	67.33	53.88	13.45 S	.00
	TOTAL-LONG					126.000	1,413.90	1,062.05	351.85 S	.00
	TOTAL-SHORT					34.000	543.55	311.66	231.89 S	.00
	TOTAL-LONG					506.000	6,219.24	4,481.05	1,738.19	.00
	TOTAL-SHORT					47.000	1,093.28	892.76	200.52 S	.00
	TOTAL-LONG					19.000	461.45	360.90	100.55 S	.00
	TOTAL-SHORT					72.000	1,748.66	1,156.81	591.85 L	.00

REPORT: TMS-TX-23
 BANK 21 PNC BANK (21)
 REGION 10 PITTSBURGH
 OFFICE 001 C & E

GAIN/LOSS FEDERAL REPORT INTERNAL USE ONLY

ACCOUNT 0564345 ROCKWELL FOUNDATION
 FROM: 01/01/10 TO: 12/31/10

PAGE: 23
 RUN DATE: 05/02/11

TAX CODE	OR-OFF	SERIAL	SEQ	LOT#	DATES	ACQUIRED	TRADE	UNITS	PROCEEDS	TAX COST	FEDERAL G/L	STATE G/L
					TOTAL-SHORT			138.000	3,303.39	2,410.47	301.07	.00
					TOTAL-LONG						591.85	.00
ASSET	450911102	ITT CORPORATION						36.000	1,747.52	1,856.34	108.82-S	.00
830	640	40741-00001	00000	09/30/09	02/05/10			36.000	1,747.52	1,856.34	108.82-	.00
					TOTAL-SHORT			30.000	625.86	682.30	56.44-S	.00
ASSET	45103T107	ICON PUB LTD CO						30.000	625.86	682.30	56.44-	.00
830	672	40998-00002	00000	08/23/10	10/20/10	SPONSORED ADR		30.000	625.86	682.30	56.44-	.00
					TOTAL-SHORT			7.000	317.46	339.63	22.17-S	.00
ASSET	452308109	ILLINOIS TOOL WORKS INC						35.000	1,587.30	1,678.77	91.47-S	.00
830	880	40760-00009	00000	01/13/10	02/24/10			35.000	1,587.30	1,678.77	91.47-S	.00
830	880	40760-00009	00000	12/10/09	02/24/10			857.000	38,866.23	39,681.84	815.61-S	.00
					TOTAL-SHORT			899.000	40,770.99	41,700.24	929.25-	.00
ASSET	45865V100	INTERCONTINENTAL EXCHANGE INC						15.000	1,744.98	1,601.81	143.17 S	.00
830	660	41014-00001	00000	09/15/10	11/05/10			15.000	1,744.98	1,601.81	143.17	.00
					TOTAL-SHORT			4.000	98.29	106.56	8.27-S	.00
ASSET	460146103	INTERNATIONAL PAPER CO						75.000	1,842.96	1,973.18	130.22-S	.00
830	880	40729-00006	00000	01/13/10	01/26/10			75.000	1,842.96	1,973.18	130.22-S	.00
830	880	40729-00006	00000	12/10/09	01/26/10			255.000	6,266.06	6,685.51	419.45-S	.00
830	880	40729-00006	00000	12/17/09	01/26/10			77.000	1,892.11	1,593.81	298.30 S	.00
830	880	40741-00007	00000	08/13/09	02/05/10			1,316.000	29,058.49	27,239.62	1,818.87 S	.00
830	880	40741-00007	00000	08/13/09	02/05/10			61.000	1,364.62	1,480.42	115.80-S	.00
					TOTAL-SHORT			1,788.000	40,522.53	39,079.10	1,443.43	.00
ASSET	46120E602	INTUITIVE SURGICAL INC						12.000	3,186.34	3,182.78	3.56 L	.00
830	640	41009-00004	00000	03/11/08	11/02/10			12.000	3,186.34	3,182.78	3.56 L	.00

REPORT: TMS-TX-23
 BANK 21 PNC BANK (21)
 REGION 10 PITTSBURGH
 OFFICE 001 C & E

GAIN/LOSS FEDERAL REPORT INTERNAL USE ONLY
 ACCOUNT 0564345 ROCKWELL FOUNDATION
 FROM: 01/01/10 TO: 12/31/10

PAGE: 24
 RUN DATE: 05/02/11

TAX CODE	OR-OFF SERIAL	SEQ LOT#	DATES ACQUIRED	TRADE	UNITS	PROCEEDS	TAX COST	FEDERAL G/L	STATE G/L
ASSET 46120E602 (CONT'D)									
TOTAL-LONG					12.000	3,186.34	3,182.78	3.56	.00
ASSET	465741106		ITRON, INC.		35.000	1,938.27	2,139.06	200.79-S	.00
830	640	41054-00002	00000	08/04/10 12/15/10	35.000	1,938.27	2,139.06	200.79-	.00
TOTAL-SHORT									
ASSET 478366107 JOHNSON CONTROLS INC									
830	660	40739-00001	00000	02/08/07 02/03/10	21.000	623.12	665.41	42.29-L	.00
830	660	40739-00001	00000	01/31/07 02/03/10	14.000	415.42	424.40	8.98-L	.00
830	660	40802-00002	00000	01/31/07 04/07/10	19.000	622.24	575.97	46.27 L	.00
830	660	40802-00002	00000	03/31/09 04/07/10	31.000	1,015.23	380.52	634.71 L	.00
830	880	40921-00004	00000	01/13/10 08/04/10	10.000	291.22	298.09	6.87-S	.00
830	880	40921-00004	00000	12/10/09 08/04/10	70.000	2,038.57	1,883.63	154.94 S	.00
830	880	40921-00004	00000	09/28/09 08/04/10	512.000	14,910.66	13,180.36	1,730.30 S	.00
830	880	40921-00004	00000	09/01/09 08/04/10	1,144.000	33,316.01	27,931.10	5,384.91 S	.00
TOTAL-SHORT					1,821.000	53,232.47	45,339.48	7,263.28	.00
TOTAL-LONG								629.71	.00
ASSET 48203R104 JUNIPER NETWORKS INC									
830	640	40827-00002	00000	11/25/08 05/04/10	103.000	2,868.53	1,626.35	1,242.18 L	.00
TOTAL-LONG					103.000	2,868.53	1,626.35	1,242.18	.00
ASSET 492914106 KEY ENERGY SERVICES INC									
830	660	41002-00004	00000	05/06/10 10/26/10	168.000	1,698.42	1,626.51	71.91 S	.00
TOTAL-SHORT					168.000	1,698.42	1,626.51	71.91	.00
ASSET 49460W208 KINETIC CONCEPTS INC									
COM NEW									
830	660	40795-00002	00000	06/05/08 03/30/10	15.000	720.77	683.85	36.92 L	.00
830	660	40795-00002	00000	06/09/08 03/30/10	15.000	720.77	663.74	57.03 L	.00
830	660	40795-00002	00000	06/12/08 03/30/10	15.000	720.77	638.00	82.77 L	.00

REPORT: TMS-TX-23
 BANK 21 PNC BANK (21)
 REGION 10 PITTSBURGH
 OFFICE 001 C & E

GAIN/LOSS FEDERAL REPORT INTERNAL USE ONLY
 ACCOUNT 0564345 ROCKWELL FOUNDATION
 FROM: 01/01/10 TO: 12/31/10

PAGE: 25
 RUN DATE: 05/02/11

TAX CODE	OR-OFF	SERIAL	SEQ	LOT#	ACQUIRED	TRADE	UNITS	PROCEEDS	TAX COST	FEDERAL G/L	STATE G/L
	ASSET	49460W208	(CONT'D)				45.000	2,162.31	1,985.59	176.72	.00
							TOTAL-LONG				
	ASSET	500255104					25.000	1,279.92	1,378.95	99.03-S	.00
830	880	40847-00003	00000	12/10/09	05/24/10		2.000	102.39	104.62	2.23-S	.00
830	880	40847-00003	00000	01/13/10	05/24/10		200.000	10,239.32	10,269.98	30.66-S	.00
830	880	40847-00003	00000	02/24/10	05/24/10		601.000	30,769.16	26,502.60	4,266.56 L	.00
830	880	40847-00003	00000	05/05/09	05/24/10		828.000	42,390.79	38,256.15	131.92-	.00
							TOTAL-SHORT				
							TOTAL-LONG			4,266.56	.00
	ASSET	501889208					104.000	1,892.84	1,402.98	489.86 S	.00
830	640	40740-00002	00000	03/02/09	02/04/10		104.000	1,892.84	1,402.98	489.86	.00
							TOTAL-SHORT				
	ASSET	515098101					10.000	407.49	356.49	51.00 L	.00
830	672	41063-00001	00000	06/26/09	12/23/10		10.000	407.49	356.49	51.00	.00
							TOTAL-LONG				
	ASSET	518439104					462.000	27,012.99	26,106.93	906.06 S	.00
830	880	40853-00004	00000	02/03/10	05/27/10		197.000	11,518.53	11,014.80	503.73 S	.00
830	880	40853-00004	00000	02/02/10	05/27/10		659.000	38,531.52	37,121.73	1,409.79	.00
							TOTAL-SHORT				
	ASSET	532791100					.500	16.22	7.15	9.07 S	.00
833	672	40874-00001	00000	06/26/09	06/23/10		37.000	836.26	528.80	307.46 L	.00
830	672	40958-00001	00000	06/26/09	09/10/10		37.500	852.48	535.95	9.07	.00
							TOTAL-SHORT			307.46	.00
							TOTAL-LONG				
	ASSET	534187109					58.000	1,340.39	1,556.26	215.87-S	.00
830	660	40944-00007	00000	01/15/10	08/27/10		58.000	1,340.39	1,556.26	215.87-S	.00

TAX CODE	OR-OFF SERIAL	SEQ LOT#	DATES	ACQUIRED	TRADE	UNITS	PROCEEDS	TAX COST	FEDERAL G/L	STATE G/L
	ASSET 534187109		(CONT'D)							
	TOTAL-SHORT					58.000	1,340.39	1,556.26	215.87-	.00
ASSET 535678106	LINER TECHNOLOGY CORP									
830	640 40998-00002	00000	05/08/08	10/20/10		74.000	2,253.45	2,678.53	425.08-L	.00
	TOTAL-LONG					74.000	2,253.45	2,678.53	425.08-	.00
ASSET 571748102	MARSH & MCLENNAN COMPANIES INC									
830	660 40935-00002	00000	10/17/08	08/18/10		46.000	1,082.03	1,203.91	121.88-L	.00
	TOTAL-LONG					46.000	1,082.03	1,203.91	121.88-	.00
ASSET 571837103	MARSHALL & ILSLEY CORP									
830	660 40820-00004	00000	02/08/10	04/27/10		105.000	1,002.29	670.16	332.13 S	.00
830	660 40938-00001	00000	02/08/10	08/23/10		119.000	745.67	759.52	13.85-S	.00
	TOTAL-SHORT					224.000	1,747.96	1,429.68	318.28	.00
ASSET 576323109	MASTEC INC									
830	672 40805-00002	00000	11/10/09	04/12/10		30.000	376.08	362.75	13.33 S	.00
830	672 40805-00002	00000	09/24/09	04/12/10		35.000	438.75	419.64	19.11 S	.00
	TOTAL-SHORT					65.000	814.83	782.39	32.44	.00
ASSET 57636Q104	MASTERCARD INC CL A									
830	880 40741-00009	00000	01/13/10	02/05/10		2.000	439.12	508.84	69.72-S	.00
830	880 40741-00009	00000	12/10/09	02/05/10		10.000	2,195.58	2,426.10	230.52-S	.00
830	880 40741-00009	00000	02/26/08	02/05/10		215.000	47,204.88	42,094.31	5,110.57 L	.00
830	640 40860-00001	00000	01/04/10	06/04/10		8.000	1,592.56	2,059.57	467.01-S	.00
	TOTAL-SHORT					235.000	51,432.14	47,088.82	767.25-	.00
	TOTAL-LONG								5,110.57	.00
ASSET 579064106	MCAFFEE INC									
830	660 40936-00002	00000	07/08/10	08/19/10		46.000	2,173.92	1,453.60	720.32 S	.00

REPORT: TMS-TX-23
 BANK 21 PNC BANK (21)
 REGION 10 PITTSBURGH
 OFFICE 001 C & E

GAIN/LOSS FEDERAL REPORT INTERNAL USE ONLY
 ACCOUNT 0564345 ROCKWELL FOUNDATION
 FROM: 01/01/10 TO: 12/31/10

PAGE: 27
 RUN DATE: 05/02/11

TAX CODE	OR-OFF	SERIAL	SEQ LOT#	DATES	ACQUIRED	TRADE	UNITS	PROCEEDS	TAX COST	FEDERAL G/L	STATE G/L	
ASSET 579064106 (CONT'D)												
TOTAL-SHORT							46.000	2,173.92	1,453.60	720.32		.00
ASSET 58155Q103 MCKESSON CORPORATION												
830	880	40736-00004	00000	01/13/10	02/02/10		1.000	59.98	62.56	2.58-S	.00	
830	880	40736-00004	00000	12/10/09	02/02/10		15.000	899.64	933.00	33.36-S	.00	
830	880	40736-00004	00000	09/05/08	02/02/10		596.000	35,745.78	33,956.03	1,789.75 L	.00	
TOTAL-SHORT							612.000	36,705.40	34,951.59	35.94-	.00	
TOTAL-LONG										1,789.75		.00
ASSET 58405U102 MEDCO HEALTH SOLUTIONS INC												
830	880	40767-00003	00000	01/13/10	03/03/10		1.000	63.18	65.72	2.54-S	.00	
830	880	40767-00003	00000	12/10/09	03/03/10		20.000	1,263.58	1,300.40	36.82-S	.00	
830	880	40767-00003	00000	09/26/06	03/03/10		730.000	46,120.64	21,505.80	24,614.84 L	.00	
TOTAL-SHORT							751.000	47,447.40	22,871.92	39.36-	.00	
TOTAL-LONG										24,614.84		.00
ASSET 585055106 MEDTRONIC INC												
830	640	40946-00002	00000	02/11/10	08/31/10		46.000	1,446.65	1,941.14	494.49-S	.00	
TOTAL-SHORT							46.000	1,446.65	1,941.14	494.49-		.00
ASSET 59156R108 METLIFE INC.												
830	880	41033-00006	00000	01/13/10	11/23/10		6.000	227.74	227.45	.29 S	.00	
830	880	41033-00006	00000	12/10/09	11/23/10		30.000	1,138.71	1,076.70	62.01 S	.00	
830	880	41033-00006	00000	09/01/09	11/23/10		650.000	24,672.09	22,872.98	1,799.11 L	.00	
830	880	41034-00001	00000	09/01/09	11/24/10		16.000	608.89	563.03	45.86 L	.00	
TOTAL-SHORT							702.000	26,647.43	24,740.16	62.30	.00	
TOTAL-LONG										1,844.97		.00
ASSET 602675100 MINDRAY MEDICAL INTL LTD ADR												
ISIN US6026751007												
SEDOL B1FCR24												
830	640	40929-00001	00000	11/09/09	08/12/10		60.000	1,556.46	1,994.03	437.57-S	.00	

REPORT: TMS-TX-23
 BANK 21 PNC BANK (21)
 REGION 10 PITTSBURGH
 OFFICE 001 C & E

GAIN/LOSS FEDERAL REPORT INTERNAL USE ONLY

ACCOUNT 0564345 ROCKWELL FOUNDATION
 FROM: 01/01/10 TO: 12/31/10

PAGE: 28
 RUN DATE: 05/02/11

TAX CODE	OR-OFF SERIAL	SEQ LOT#	DATES ACQUIRED	TRADE	UNITS	PROCEEDS	TAX COST	FEDERAL G/L	STATE G/L
ASSET 602675100 (CONT'D)									
TOTAL-SHORT					60.000	1,556.46	1,994.03	437.57-	.00
ASSET 60871R209 MOLSON COORS BREWING COMPANY									
830	660	40859-00003	00000	10/09/09 06/03/10	11.000	457.77	545.20	87.43-S	.00
830	660	40859-00003	00000	10/02/09 06/03/10	8.000	332.92	381.20	48.28-S	.00
830	660	40859-00003	00000	06/25/09 06/03/10	28.000	1,165.22	1,175.90	10.68-S	.00
TOTAL-SHORT					47.000	1,955.91	2,102.30	146.39-	.00
ASSET 628782104 NBTY INC									
MERGER 10/1/2010 @ \$55.00 P/S									
830	660	40901-00001	00000	05/05/10 07/15/10	42.000	2,255.36	1,685.90	569.46 S	.00
830	672	40903-00003	00000	07/13/10 07/19/10	10.000	534.49	373.57	160.92 S	.00
830	672	40903-00003	00000	06/21/10 07/19/10	10.000	534.49	367.47	167.02 S	.00
830	672	40903-00003	00000	05/21/10 07/19/10	30.000	1,603.47	1,027.83	575.64 S	.00
TOTAL-SHORT					92.000	4,927.81	3,454.77	1,473.04	.00
ASSET 637071101 NATIONAL OILWELL VARCO INC									
830	640	40936-00003	00000	05/09/07 08/19/10	56.000	2,169.22	2,479.38	310.16-L	.00
830	640	40936-00003	00000	11/03/08 08/19/10	14.000	542.31	427.68	114.63 L	.00
TOTAL-LONG					70.000	2,711.53	2,907.06	195.53-	.00
ASSET 64111N101 NETEZZA CORP									
MERGED 11/10/10 @ \$27.00 P/S									
830	672	40973-00002	00000	06/26/09 09/27/10	40.000	1,080.38	319.54	760.84 L	.00
830	672	40994-00001	00000	06/26/09 10/18/10	30.000	807.29	239.65	567.64 L	.00
TOTAL-LONG					70.000	1,887.67	559.19	1,328.48	.00
ASSET 647581107 NEW ORIENTAL ED & TECHNOLOGY GROUP INC									
SPONSORED ADR									
830	640	41019-00003	00000	07/31/09 11/09/10	25.000	2,620.39	1,841.62	778.77 L	.00

REPORT: TMS-TX-23
 BANK 21 PNC BANK (21)
 REGION 10 PITTSBURGH
 OFFICE 001 C & E

GAIN/LOSS FEDERAL REPORT INTERNAL USE ONLY
 ACCOUNT 0564345 ROCKWELL FOUNDATION
 FROM: 01/01/10 TO: 12/31/10

PAGE: 29
 RUN DATE: 05/02/11

TAX CODE	OR-OFF SERIAL	SEQ LOT#	DATES	ACQUIRED	TRADE	UNITS	PROCEEDS	TAX COST	FEDERAL G/L	STATE G/L
	ASSET 647581107	(CONT'D)								
	TOTAL-LONG					25.000	2,620.39	1,841.62	778.77	.00
	ASSET 651290108 NEWFIELD EXPLORATION CO									
830	660	40760-00005	00000	07/25/08	02/24/10	12.000	588.27	641.29	53.02-L	.00
830	660	40760-00005	00000	12/15/09	02/24/10	11.000	539.24	499.55	39.69 S	.00
830	660	40788-00001	00000	12/15/09	03/24/10	7.000	348.99	317.89	31.10 S	.00
830	660	40788-00001	00000	08/14/08	03/24/10	13.000	648.11	572.13	75.98 L	.00
	TOTAL-SHORT					43.000	2,124.61	2,030.86	70.79	.00
	TOTAL-LONG								22.96	.00
	ASSET 65248E104 NEWS CORPORATION CL A									
830	880	40847-00006	00000	02/05/10	05/24/10	3,433.000	44,683.49	43,982.91	700.58 S	.00
	TOTAL-SHORT					3,433.000	44,683.49	43,982.91	700.58	.00
	ASSET 655044105 NOBLE ENERGY INC									
830	640	40860-00002	00000	10/10/08	06/04/10	41.000	2,500.52	1,292.09	1,208.43 L	.00
	TOTAL-LONG					41.000	2,500.52	1,292.09	1,208.43	.00
	ASSET 670006105 NOVELL INC									
	MERGED 04/27/2011 @ \$6.10 P/S									
830	672	40734-00003	00000	06/26/09	01/29/10	85.000	391.00	383.20	7.80 S	.00
	TOTAL-SHORT					85.000	391.00	383.20	7.80	.00
	ASSET 67020Y100 NUANCE COMMUNICATIONS INC									
830	640	40959-00003	00000	02/21/07	09/13/10	96.000	1,502.02	1,437.95	64.07 L	.00
830	640	40972-00001	00000	02/21/07	09/24/10	126.000	1,932.98	1,887.30	45.68 L	.00
	TOTAL-LONG					222.000	3,435.00	3,325.25	109.75	.00
	ASSET 670346105 NUCOR CORP									
830	640	40979-00002	00000	03/03/09	10/01/10	51.000	1,969.80	1,589.03	380.77 L	.00

REPORT: TMS-TX-23
 BANK 21 PNC BANK (21)
 REGION 10 PITTSBURGH
 OFFICE 001 C & E

GAIN/LOSS FEDERAL REPORT INTERNAL USE ONLY
 ACCOUNT 0564345 ROCKWELL FOUNDATION
 FROM: 01/01/10 TO: 12/31/10

PAGE: 30
 RUN DATE: 05/02/11

TAX CODE	OR-OFF ASSET	SERIAL	SEQ LOT#	DATES ACQUIRED	TRADE	UNITS	PROCEEDS	TAX COST	FEDERAL G/L	STATE G/L
	ASSET 670346105		(CONT'D)							
			TOTAL-LONG			51.000	1,969.80	1,589.03	380.77	.00
	ASSET 67066G104	NVIDIA CORP								
830	640	409311-00002	00000	11/20/09	08/16/10	152.000	1,378.98	1,952.04	573.06-S	.00
			TOTAL-SHORT			152.000	1,378.98	1,952.04	573.06-	.00
	ASSET 67073Y106	NV ENERGY INC								
830	660	40726-00003	00000	11/03/09	01/21/10	130.000	1,630.61	1,480.92	149.69 S	.00
			TOTAL-SHORT			130.000	1,630.61	1,480.92	149.69	.00
	ASSET 671074102	OYO GEOSPACE								
830	672	40798-00001	00000	06/26/09	04/05/10	10.000	449.78	232.00	217.78 S	.00
			TOTAL-SHORT			10.000	449.78	232.00	217.78	.00
	ASSET 674599105	OCCIDENTAL PETROLEUM CORP								
830	880	40902-00002	00000	01/13/10	07/16/10	1.000	79.27	79.46	.19-S	.00
830	880	40902-00002	00000	02/26/08	07/16/10	790.000	62,627.04	62,157.75	469.29 L	.00
830	880	40902-00002	00000	12/10/09	07/16/10	20.000	1,585.49	1,544.20	41.29 S	.00
830	640	40914-00005	00000	03/25/10	07/28/10	26.000	2,047.85	2,172.42	124.57-S	.00
830	640	40979-00003	00000	03/25/10	10/01/10	26.000	2,101.36	2,172.41	71.05-S	.00
830	640	40979-00003	00000	05/21/10	10/01/10	23.000	1,858.90	1,817.85	41.05 S	.00
			TOTAL-SHORT			886.000	70,299.91	69,944.09	113.47-	.00
			TOTAL-LONG						469.29	.00
	ASSET 675232102	OCEANEERING INTERNATIONAL INC								
830	660	40854-00002	00000	04/16/10	05/28/10	27.000	1,297.17	1,699.67	402.50-S	.00
			TOTAL-SHORT			27.000	1,297.17	1,699.67	402.50-	.00
	ASSET 678026105	OIL STATES INTERNATIONAL INC								
830	660	40721-00007	00000	10/12/09	01/15/10	24.000	967.93	884.48	83.45 S	.00
830	660	40721-00007	00000	09/09/09	01/15/10	3.000	120.99	94.85	26.14 S	.00
830	660	40743-00003	00000	09/09/09	02/09/10	41.000	1,439.33	1,296.21	143.12 S	.00

REPORT: TMS-TX-23
 BANK 21 PNC BANK (21)
 REGION 10 PITTSBURGH
 OFFICE 001 C & E

GAIN/LOSS FEDERAL REPORT INTERNAL USE ONLY
 ACCOUNT 05644345 ROCKWELL FOUNDATION
 FROM: 01/01/10 TO: 12/31/10

PAGE: 31
 RUN DATE: 05/02/11

TAX CODE	OR-OFF SERIAL	SEQ LOT#	ACQUIRED	TRADE	DATES	UNITS	PROCEEDS	TAX COST	FEDERAL G/L	STATE G/L
	ASSET 678026105	(CONT'D)								
	TOTAL-SHORT					68.000	2,528.25	2,275.54	252.71	.00
	TOTAL-LONG					200.000	1,412.04	1,361.68	50.36 L	.00
	TOTAL-LONG					200.000	1,412.04	1,361.68	50.36	.00
	ASSET 682189105 ON SEMICONDUCTOR CORPORATION									
830	672	40987-00001	00000	06/26/09	10/08/10	10.000	265.12	295.39	30.27-S	.00
						5.000	132.56	136.00	3.44-L	.00
						15.000	402.60	408.00	5.40-L	.00
	TOTAL-SHORT					30.000	800.28	839.39	30.27-	.00
	TOTAL-LONG								8.84-	.00
	ASSET 695257105 PACTIV CORPORATION									
	MERGED 11/16/10 @ \$33.25 P/S									
830	660	40887-00002	00000	07/30/09	06/30/10	49.000	1,376.14	1,266.59	109.55 S	.00
	TOTAL-SHORT					49.000	1,376.14	1,266.59	109.55	.00
	ASSET 699173209 PARAMETRIC TECHNOLOGY CORP									
830	660	40830-00005	00000	07/30/09	05/05/10	60.000	1,086.65	781.20	305.45 S	.00
						98.000	1,774.86	1,160.90	613.96 S	.00
	TOTAL-SHORT					158.000	2,861.51	1,942.10	919.41	.00
	ASSET 701094104 PARKER HANNIFIN CORP									
830	880	40981-00005	00000	02/24/10	10/05/10	560.000	39,903.75	32,834.93	7,068.82 S	.00
						10.000	790.55	772.46	18.09 L	.00
	TOTAL-SHORT					570.000	40,694.30	33,607.39	7,068.82	.00
	TOTAL-LONG								18.09	.00
	ASSET 707569109 PENN NATL GAMING INC									
830	660	40904-00001	00000	03/26/10	07/20/10	58.000	1,359.01	1,596.74	237.73-S	.00

REPORT: TMS-TX-23
 BANK 21 PNC BANK (21)
 REGION 10 PITTSBURGH
 OFFICE 001 C & E

GAIN/LOSS FEDERAL REPORT INTERNAL USE ONLY
 ACCOUNT 0564345 ROCKWELL FOUNDATION
 FROM: 01/01/10 TO: 12/31/10

PAGE: 32
 RUN DATE: 05/02/11

TAX CODE	OR-OFF SERIAL	SEQ LOT#	DATES ACQUIRED	TRADE	UNITS	PROCEEDS	TAX COST	FEDERAL G/L	STATE G/L
ASSET 707569109 (CONT'D)					58.000	1,359.01	1,596.74	237.73-	.00
TOTAL-SHORT									
ASSET 708160106 PENNEY J C CO INC					26.000	697.75	915.72	217.97-S	.00
830	660	40705-00004	00000 10/06/09	12/30/09	11.000	295.20	335.04	39.84-S	.00
830	660	40705-00004	00000 05/07/09	12/30/09	15.000	320.45	456.87	136.42-L	.00
830	660	40889-00002	00000 05/07/09	07/02/10	38.000	811.81	1,065.45	253.64-S	.00
830	660	40889-00002	00000 03/02/10	07/02/10	41.000	875.90	1,131.17	255.27-L	.00
830	660	40889-00002	00000 04/28/09	07/02/10					
TOTAL-SHORT					131.000	3,001.11	3,904.25	511.45-	.00
TOTAL-LONG								391.69-	
ASSET 71372U104 PERFECT WORLD CO LTD ADR ISIN US71372U1043 SEDOL B23F975					47.000	1,734.77	1,940.76	205.99-S	.00
830	640	40795-00001	00000 12/17/09	03/30/10	47.000	1,734.77	1,940.76	205.99-	.00
TOTAL-SHORT									
ASSET 714046109 PERKINELMER INC					97.000	2,027.44	1,702.79	324.65 S	.00
830	640	40741-00003	00000 07/01/09	02/05/10	97.000	2,027.44	1,702.79	324.65	.00
TOTAL-SHORT									
ASSET 74144T108 PRICE T ROWE GROUP INC					10.000	491.07	605.77	114.70-L	.00
830	640	40747-00001	00000 05/08/08	02/10/10	28.000	1,375.01	1,677.25	302.24-L	.00
830	640	40747-00001	00000 11/20/07	02/10/10					
TOTAL-LONG					38.000	1,866.08	2,283.02	416.94-	.00
ASSET 74153Q102 PRIDE INTERNATIONAL INC					87.000	2,906.29	2,039.24	867.05 S	.00
830	640	40714-00005	00000 06/19/09	01/11/10	87.000	2,906.29	2,039.24	867.05	.00
TOTAL-SHORT									
ASSET 743315103 PROGRESSIVE CORP OHIO					61.000	1,040.12	1,151.79	111.67-L	.00
830	660	40775-00002	00000 07/10/08	03/11/10	29.000	608.81	547.57	61.24 L	.00
830	660	41050-00001	00000 07/10/08	12/13/10	65.000	1,364.57	1,190.20	174.37 L	.00
830	660	41050-00001	00000 09/04/08	12/13/10					

REPORT: TMS-TX-23
 BANK 21 PNC BANK (21)
 REGION 10 PITTSBURGH
 OFFICE 001 C & E

GAIN/LOSS FEDERAL REPORT INTERNAL USE ONLY
 ACCOUNT 0564345 ROCKWELL FOUNDATION
 FROM: 01/01/10 TO: 12/31/10

PAGE: 33
 RUN DATE: 05/02/11

TAX CODE	OR-OFF SERIAL	SEQ LOT#	DATES	ACQUIRED	TRADE	UNITS	PROCEEDS	TAX COST	FEDERAL G/L	STATE G/L
ASSET 743315103 (CONT'D)						155.000	3,013.50	2,889.56	123.94	.00
TOTAL-LONG										
ASSET 74439H108 PSYCHIATRIC SOLUTIONS INC										
MERGED 11/16/10 @ \$33.75 P/S										
830	672	40798-00002	00000	07/22/09	04/05/10	15.000	449.67	368.61	81.06 S	.00
830	672	40798-00002	00000	07/16/09	04/05/10	5.000	149.89	119.94	29.95 S	.00
830	672	40833-00001	00000	07/16/09	05/10/10	10.000	304.29	239.88	64.41 S	.00
830	672	40833-00001	00000	02/24/10	05/10/10	20.000	608.58	440.40	168.18 S	.00
TOTAL-SHORT						50.000	1,512.43	1,168.83	343.60	.00
ASSET 747277101 QLOGIC CORP										
830	660	40776-00001	00000	12/16/09	03/12/10	80.000	1,586.32	1,486.94	99.38 S	.00
TOTAL-SHORT						80.000	1,586.32	1,486.94	99.38	.00
ASSET 747525103 QUALCOMM INC										
830	880	40741-00011	00000	01/13/10	02/05/10	2.000	75.39	97.88	22.49-S	.00
830	880	40741-00011	00000	11/22/05	02/05/10	310.000	11,685.58	14,300.30	2,614.72-L	.00
830	880	40741-00011	00000	12/10/09	02/05/10	30.000	1,130.86	1,371.60	240.74-S	.00
830	880	40741-00011	00000	04/25/07	02/05/10	700.000	26,386.80	31,626.00	5,239.20-L	.00
830	880	40741-00011	00000	02/26/08	02/05/10	200.000	7,539.08	8,839.00	1,299.92-L	.00
TOTAL-SHORT						1,242.000	46,817.71	56,234.78	263.23-	.00
TOTAL-LONG									9,153.84-	.00
ASSET 747582104 QUALITY SYSTEMS INC										
830	672	40985-00001	00000	06/26/09	10/06/10	15.000	971.69	844.60	127.09 L	.00
TOTAL-LONG						15.000	971.69	844.60	127.09	.00
ASSET 748356102 QUESTAR CORP										
830	660	40817-00002	00000	01/21/10	04/22/10	20.000	999.84	917.31	82.53 S	.00
830	660	40817-00002	00000	01/25/10	04/22/10	19.000	949.85	845.82	104.03 S	.00
830	660	40890-00002	00000	01/25/10	07/06/10	11.000	167.53	159.60	7.93 S	.00
830	660	40890-00002	00000	01/06/10	07/06/10	35.000	533.03	506.26	26.77 S	.00

REPORT: TMS-TX-23
 BANK 21 PNC BANK (21)
 REGION 10 PITTSBURGH
 OFFICE 001 C & E

GAIN/LOSS FEDERAL REPORT INTERNAL USE ONLY
 ACCOUNT 0564345 ROCKWELL FOUNDATION
 FROM: 01/01/10 TO: 12/31/10

PAGE: 34
 RUN DATE: 05/02/11

TAX CODE	OR-OFF SERIAL	SEQ LOT#	ACQUIRED	TRADE	DATES	UNITS	PROCEEDS	TAX COST	FEDERAL G/L	STATE G/L
ASSET 748356102 (CONT'D)										
TOTAL-SHORT										
ASSET	75281A109	RANGE RES CORP								
830	660	40881-00007	00000	01/15/10	06/25/10	15.000	645.77	779.40	133.63-S	.00
830	660	40985-00003	00000	01/15/10	10/06/10	5.000	189.68	259.80	70.12-S	.00
830	660	40985-00003	00000	02/24/10	10/06/10	21.000	796.67	1,054.56	257.89-S	.00
830	660	40985-00003	00000	05/13/10	10/06/10	1.000	37.94	49.25	11.31-S	.00
830	660	40991-00001	00000	05/13/10	10/13/10	20.000	727.09	985.08	257.99-S	.00
830	660	40991-00001	00000	08/27/10	10/13/10	7.000	254.48	236.41	18.07 S	.00
830	660	41049-00003	00000	08/27/10	12/10/10	19.000	805.25	641.67	163.58 S	.00
TOTAL-SHORT										
						88.000	3,456.88	4,006.17	549.29-	.00
ASSET 754730109 RAYMOND JAMES FINANCIAL INC										
830	660	40802-00003	00000	10/29/09	04/07/10	56.000	1,575.53	1,356.52	219.01 S	.00
TOTAL-SHORT										
						56.000	1,575.53	1,356.52	219.01	.00
ASSET 760975102 RESEARCH IN MOTION LTD										
830	640	40803-00001	00000	02/06/07	04/08/10	37.000	2,576.50	1,669.78	906.72 L	.00
TOTAL-LONG										
						37.000	2,576.50	1,669.78	906.72	.00
ASSET 767744105 RITCHEIE BROS AUCTIONEERS INC										
830	672	40900-00003	00000	09/24/09	07/14/10	20.000	371.46	502.78	131.32-S	.00
830	672	40900-00003	00000	06/26/09	07/14/10	10.000	185.73	228.89	43.16-L	.00
830	672	40900-00004	00000	06/26/09	07/14/10	35.000	659.38	801.12	141.74-L	.00
TOTAL-SHORT										
						65.000	1,216.57	1,532.79	131.32-	.00
TOTAL-LONG										
								184.90-		.00
ASSET 773903109 ROCKWELL AUTOMATION INC										
830	880	40932-00007	00000	01/13/10	08/17/10	5.000	259.99	242.75	17.24 S	.00
830	880	40932-00007	00000	12/10/09	08/17/10	25.000	1,299.97	1,175.25	124.72 S	.00
830	880	40932-00007	00000	12/01/09	08/17/10	180.000	9,359.76	7,959.22	1,400.54 S	.00
830	880	40932-00007	00000	08/13/09	08/17/10	669.000	34,787.13	27,485.80	7,301.33 L	.00

REPORT: TMS-TX-23
 BANK 21 PNC BANK (21)
 REGION 10 PITTSBURGH
 OFFICE 001 C & E

GAIN/LOSS FEDERAL REPORT INTERNAL USE ONLY
 ACCOUNT 0564345 ROCKWELL FOUNDATION
 FROM: 01/01/10 TO: 12/31/10

PAGE: 35
 RUN DATE: 05/02/11

TAX CODE	OR-OFF	SERIAL	SEQ	LOT#	DATES	ACQUIRED	TRADE	UNITS	PROCEEDS	TAX COST	FEDERAL G/L	STATE G/L
ASSET 773903109 (CONT'D)								879.000	45,706.85	36,863.02	1,542.50	.00
TOTAL-SHORT											7,301.33	.00
TOTAL-LONG												.00
ASSET 778296103 ROSS STORES INC								1.000	49.24	45.92	3.32 S	.00
830	880	40930-00005	00000	01/13/10	08/13/10			20.000	984.90	880.60	104.30 S	.00
830	880	40930-00005	00000	12/10/09	08/13/10			705.000	34,717.61	26,631.37	8,086.24 L	.00
830	880	40930-00005	00000	07/09/08	08/13/10							.00
TOTAL-SHORT								726.000	35,751.75	27,557.89	107.62	.00
TOTAL-LONG											8,086.24	.00
ASSET 784117103 SEI INVESTMENT CO								98.000	1,911.26	2,214.89	303.63-S	.00
830	640	40922-00002	00000	05/06/10	08/05/10							.00
TOTAL-SHORT								98.000	1,911.26	2,214.89	303.63-	.00
ASSET 786514208 SAFEWAY INC								61.000	1,207.40	1,525.00	317.60-S	.00
830	660	40937-00001	00000	02/26/10	08/20/10			45.000	890.70	1,096.44	205.74-S	.00
830	660	40937-00001	00000	03/19/10	08/20/10							.00
TOTAL-SHORT								106.000	2,098.10	2,621.44	523.34-	.00
ASSET 792228108 ST MARY LD & EXPL CO								16.000	633.06	927.47	294.41-L	.00
830	690	40813-00001	00000	06/12/08	04/20/10			30.000	1,186.98	748.33	438.65 L	.00
830	690	40813-00001	00000	11/04/08	04/20/10							.00
TOTAL-SHORT								46.000	1,820.04	1,675.80	144.24	.00
ASSET 806857108 SCHLUMBERGER LTD								48.000	3,076.56	2,749.18	327.38 S	.00
830	640	40776-00001	00000	06/16/09	03/12/10			1.000	62.81	70.67	7.86-S	.00
830	880	40921-00006	00000	01/13/10	08/04/10			10.000	628.07	610.00	18.07 S	.00
830	880	40921-00006	00000	12/10/09	08/04/10			450.000	28,263.19	16,082.28	12,180.91 L	.00
830	880	40921-00006	00000	04/04/05	08/04/10							.00

REPORT: TMS-TX-23
 BANK 21 PNC BANK (21)
 REGION 10 PITTSBURGH
 OFFICE 001 C & E

GAIN/LOSS FEDERAL REPORT INTERNAL USE ONLY
 ACCOUNT 0564345 ROCKWELL FOUNDATION
 FROM: 01/01/10 TO: 12/31/10

PAGE: 36
 RUN DATE: 05/02/11

TAX CODE	OR-OFF SERIAL	SEQ LOT#	ACQUIRED	TRADE	DATES	UNITS	PROCEEDS	TAX COST	FEDERAL G/L	STATE G/L
ASSET	806857108	(CONT'D)				509.000	32,030.63	19,512.13	337.59	.00
		TOTAL-SHORT							12,180.91	.00
		TOTAL-LONG								.00
ASSET	807863105	SCHOOL SPECIALTY INC				30.000	421.19	1,050.00	628.81-L	.00
830	690	40942-00002	00000	11/18/05	08/25/10					
		TOTAL-LONG				30.000	421.19	1,050.00	628.81-	.00
ASSET	811065101	SCRIPPS NETWORKS INTERAC								
		CL A								
830	880	40760-00013	00000	01/13/10	02/24/10	8.000	317.04	369.12	52.08-S	.00
830	880	40760-00013	00000	12/10/09	02/24/10	35.000	1,387.07	1,429.75	42.68-S	.00
830	880	40760-00013	00000	11/02/09	02/24/10	395.000	15,654.05	15,010.59	643.46 S	.00
830	880	40763-00002	00000	11/02/09	02/25/10	670.000	26,261.83	25,461.01	800.82 S	.00
		TOTAL-SHORT				1,108.000	43,619.99	42,270.47	1,349.52	.00
ASSET	824348106	SHERWIN-WILLIAMS CO								
830	660	41002-00007	00000	04/28/10	10/26/10	20.000	1,433.76	1,591.92	158.16-S	.00
		TOTAL-SHORT				20.000	1,433.76	1,591.92	158.16-	.00
ASSET	830566105	SKECHERS U S A INC								
		CL A								
830	640	41006-00002	00000	08/03/10	10/28/10	55.000	1,068.27	1,902.57	834.30-S	.00
		TOTAL-SHORT				55.000	1,068.27	1,902.57	834.30-	.00
ASSET	833034101	SNAP ON INC								
830	660	40935-00005	00000	04/28/09	08/18/10	35.000	1,476.52	1,132.47	344.05 L	.00
		TOTAL-LONG				35.000	1,476.52	1,132.47	344.05	.00
ASSET	835451105	SONIC CORP								
830	690	41007-00001	00000	06/29/05	10/29/10	62.000	547.27	1,262.32	715.05-L	.00
830	690	41007-00001	00000	09/24/09	10/29/10	4.000	35.31	43.80	8.49-L	.00

REPORT: TMS-TX-23
 BANK 21 PNC BANK (21)
 REGION 10 PITTSBURGH
 OFFICE 001 C & E

GAIN/LOSS FEDERAL REPORT INTERNAL USE ONLY
 ACCOUNT 0564345 ROCKWELL FOUNDATION
 FROM: 01/01/10 TO: 12/31/10

PAGE: 37
 RUN DATE: 05/02/11

TAX CODE	OR-OFF SERIAL	SEQ LOT#	ACQUIRED	TRADE	DATES	UNITS	PROCEEDS	TAX COST	FEDERAL G/L	STATE G/L
ASSET 835451105 (CONT'D)										
TOTAL-LONG						66.000	582.58	1,306.12	723.54-	.00
ASSET 852061100 SPRINT NEXTEL CORP										
830	660	40909-00002	00000	05/29/09	07/23/10	78.000	366.60	398.49	31.89-L	.00
830	660	40909-00002	00000	05/28/09	07/23/10	94.000	441.79	460.38	18.59-L	.00
TOTAL-LONG						172.000	808.39	858.87	50.48-	.00
ASSET 85590A401 STARWOOD HOTELS & RESORTS										
WORLDWIDE INC										
830	660	40750-00001	00000	05/01/09	02/16/10	57.000	2,108.99	1,157.54	951.45 S	.00
TOTAL-SHORT						57.000	2,108.99	1,157.54	951.45	.00
ASSET 857873202 STEAK N SHAKE COMPANY										
NAME CHANGE 4/9/2010										
SEE 08986R101										
830	672	40712-00001	00000	08/25/09	01/07/10	1.000	292.18	216.33	75.85 S	.00
TOTAL-SHORT						1.000	292.18	216.33	75.85	.00
ASSET 858119100 STEEL DYNAMICS INC										
830	660	41050-00002	00000	02/22/10	12/13/10	90.000	1,532.23	1,517.24	14.99 S	.00
830	660	41050-00002	00000	11/12/10	12/13/10	5.000	85.12	79.35	5.77 S	.00
TOTAL-SHORT						95.000	1,617.35	1,596.59	20.76	.00
ASSET 859737207 STERLITE INDUSTRIES INDI ADS										
ADT ISIN US8597372072										
SEDOL B1YX3G8										
830	640	40945-00004	00000	07/17/09	08/30/10	148.000	1,906.83	1,727.87	178.96 L	.00
TOTAL-LONG						148.000	1,906.83	1,727.87	178.96	.00
ASSET 863902102 STUDENT LOAN CORP										
MERGED 12/31/2010 @ \$30.00 P/S										
830	690	40818-00001	00000	06/29/05	04/23/10	10.000	300.21	2,200.00	1,899.79-L	.00
830	690	40818-00001	00000	03/13/07	04/23/10	5.000	150.10	933.25	783.15-L	.00

REPORT: TMS-TX-23
 BANK 21 PNC BANK (21)
 REGION 10 PITTSBURGH
 OFFICE 001 C & E

GAIN/LOSS FEDERAL REPORT INTERNAL USE ONLY
 ACCOUNT 0564345 ROCKWELL FOUNDATION
 FROM: 01/01/10 TO: 12/31/10

PAGE: 38
 RUN DATE: 05/02/11

TAX CODE	OR-OFF SERIAL	SEQ LOT#	DATES	ACQUIRED	TRADE	UNITS	PROCEEDS	TAX COST	FEDERAL G/L	STATE G/L
ASSET	863902102	(CONT'D)	TOTAL-LONG			15,000	450.31	3,133.25	2,682.94-	.00
ASSET	867224107	SUNCOR ENERGY INC				74,000	2,220.41	2,236.53	16.12-S	.00
		ISIN CA867224107 SEDOL B3NBOP5				74,000	2,220.41	2,236.53	16.12-	.00
		TOTAL-SHORT								
ASSET	867652109	SUNPOWER CO.				22,000	448.79	3,132.34	2,683.55-L	.00
830	640	40770-00003 00000	11/06/07	03/08/10		39,000	795.59	1,179.35	383.76-S	.00
830	640	40770-00003 00000	09/28/09	03/08/10		61,000	1,244.38	4,311.69	383.76-	.00
		TOTAL-SHORT								
		TOTAL-LONG							2,683.55-	.00
ASSET	868873100	SURMODICS INC				15,000	307.46	455.94	148.48-S	.00
830	672	40719-00002 00000	10/08/09	01/13/10		15,000	307.46	455.94	148.48-	.00
		TOTAL-SHORT								
		TOTAL-LONG								
ASSET	872540109	TJX COMPANIES INC NEW				55,000	2,272.89	1,741.80	531.09 L	.00
830	660	40764-00007 00000	06/30/08	03/02/10		55,000	2,272.89	1,741.80	531.09	.00
		TOTAL-SHORT								
		TOTAL-LONG								
ASSET	87425E103	TALISMAN ENERGY INC				13,000	240.03	242.58	2.55-S	.00
		SEDOL 2125600 ISIN CA87425E1034				65,000	1,200.16	1,112.77	87.39 S	.00
830	880	40774-00003 00000	01/13/10	03/10/10		1,585,000	29,265.52	24,983.09	4,282.43 S	.00
830	880	40774-00003 00000	12/10/09	03/10/10		1,663,000	30,705.71	26,338.44	4,367.27	.00
		TOTAL-SHORT								
		TOTAL-LONG								
ASSET	880770102	TERADYNE INCORPORATED				15,000	192.95	104.07	88.88 S	.00
830	672	40817-00003 00000	06/26/09	04/22/10		30,000	385.90	206.21	179.69 S	.00
830	660	40952-00003 00000	08/05/09	09/03/10		160,000	1,588.17	1,317.38	270.79 L	.00

TAX CODE	OR-OFF SERIAL	SEQ LOT#	DATES	ACQUIRED	TRADE	UNITS	PROCEEDS	TAX COST	FEDERAL G/L	STATE G/L
ASSET	880770102	(CONT'D)	TOTAL-SHORT			205.000	2,167.02	1,627.66	268.57	.00
			TOTAL-LONG						270.79	.00
ASSET	880915103	TERRA INDUSTRIES INC	MERGED 4/15/10 @ \$37.15 P/S			48.000	1,982.38	1,318.44	663.94 S	.00
	660	40755-00001	00000	03/18/09	02/19/10	46.000	1,886.44	564.81	1,321.63 L	.00
	672	40757-00002	00000	12/05/08	02/23/10					
			TOTAL-SHORT			94.000	3,868.82	1,883.25	663.94	.00
			TOTAL-LONG						1,321.63	.00
ASSET	885175307	THORATEC CORP				20.000	680.94	503.93	177.01 S	.00
	672	40790-00003	00000	06/26/09	03/26/10					
			TOTAL-SHORT			20.000	680.94	503.93	177.01	.00
ASSET	88579Y101	3M COMPANY				41.000	3,422.48	2,912.48	510.00 S	.00
	640	40806-00006	00000	08/14/09	04/13/10	3.000	252.75	250.53	2.22 S	.00
	880	41044-00011	00000	01/13/10	12/07/10	20.000	1,685.02	1,604.71	80.31 S	.00
	880	41044-00011	00000	12/10/09	12/07/10	423.000	35,638.08	30,101.44	5,536.64 L	.00
	880	41044-00011	00000	07/31/09	12/07/10	182.000	15,333.64	12,780.06	2,553.58 L	.00
			TOTAL-SHORT			669.000	56,331.97	47,649.22	592.53	.00
			TOTAL-LONG						8,090.22	.00
ASSET	896239100	TRIMBLE NAVIGATION LTD				51.000	1,447.28	1,746.86	299.58-L	.00
	640	40903-00004	00000	05/20/08	07/19/10					
			TOTAL-LONG			51.000	1,447.28	1,746.86	299.58-	.00
ASSET	902973304	US BANCORP DEL				1,932.000	51,760.08	45,932.33	5,827.75 S	.00
	880	40837-00008	00000	02/05/10	05/12/10					
			TOTAL-LONG			1,932.000	51,760.08	45,932.33	5,827.75 S	.00

REPORT: TMS-TX-23
 BANK 21 PNC BANK (21)
 REGION 10 PITTSBURGH
 OFFICE 001 C & E

GAIN/LOSS FEDERAL REPORT INTERNAL USE ONLY
 ACCOUNT 0564345 ROCKWELL FOUNDATION
 FROM: 01/01/10 TO: 12/31/10

PAGE: 40
 RUN DATE: 05/02/11

TAX CODE	OR-OFF	SERIAL	SEQ LOT#	ACQUIRED	TRADE	DATES	UNITS	PROCEEDS	TAX COST	FEDERAL G/L	STATE G/L	
ASSET 902973304 (CONT'D)												
TOTAL-SHORT							1,932.000	51,760.08	45,932.33	5,827.75		.00
ASSET 909218109 UNIT CORP												
830	672	40894-00001	00000	01/14/10	07/08/10		10.000	413.20	495.07	81.87-S	.00	
TOTAL-SHORT							10.000	413.20	495.07	81.87-		.00
ASSET 912909108 UNITED STS STL CORP NEW												
830	660	40720-00001	00000	08/07/09	01/14/10		25.000	1,581.75	1,113.30	468.45 S	.00	
830	660	40728-00002	00000	08/07/09	01/25/10		5.000	279.51	222.66	56.85 S	.00	
830	660	40728-00002	00000	08/17/09	01/25/10		28.000	1,565.23	1,202.30	362.93 S	.00	
830	660	40880-00002	00000	03/08/10	06/24/10		28.000	1,195.69	1,707.44	511.75-S	.00	
TOTAL-SHORT							86.000	4,622.18	4,245.70	376.48		.00
ASSET 913017109 UNITED TECHNOLOGIES CORP												
830	640	40981-00003	00000	01/28/08	10/05/10		56.000	4,032.41	4,102.61	70.20-L	.00	
TOTAL-LONG							56.000	4,032.41	4,102.61	70.20-		.00
ASSET 913483103 UNIVERSAL ELECTRONICS												
830	672	40847-00001	00000	06/26/09	05/24/10		25.000	476.57	453.30	23.27 S	.00	
TOTAL-SHORT							25.000	476.57	453.30	23.27		.00
ASSET 917047102 URBAN OUTFITTERS INC												
830	660	40782-00001	00000	05/05/09	03/18/10		59.000	2,131.73	1,206.20	925.53 S	.00	
TOTAL-SHORT							59.000	2,131.73	1,206.20	925.53		.00
ASSET 928551100 VIVUS INC												
830	672	40872-00003	00000	09/18/09	06/16/10		35.000	369.63	406.10	36.47-S	.00	
TOTAL-SHORT							35.000	369.63	406.10	36.47-		.00
ASSET 928563402 VMWARE INC CLASS A												
830	640	40888-00005	00000	02/24/10	07/01/10		42.000	2,615.11	2,026.70	588.41 S	.00	

REPORT: TMS-TX-23
 BANK 21 PNC BANK (21)
 REGION 10 PITTSBURGH
 OFFICE 001 C & E

GAIN/LOSS FEDERAL REPORT INTERNAL USE ONLY
 ACCOUNT 0564345 ROCKWELL FOUNDATION
 FROM: 01/01/10 TO: 12/31/10

PAGE: 41
 RUN DATE: 05/02/11

TAX CODE	OR-OFF SERIAL	SEQ LOT#	DATES ACQUIRED	TRADE	UNITS	PROCEEDS	TAX COST	FEDERAL G/L	STATE G/L
ASSET 928563402 (CONT'D)									
TOTAL-SHORT									
					42.000	2,615.11	2,026.70	588.41	.00
ASSET 929160109 VULCAN MATERIALS CO									
830	660	40887-00004	00000	05/19/09 06/30/10	27.000	1,191.06	1,176.46	14.60 L	.00
TOTAL-LONG									
					27.000	1,191.06	1,176.46	14.60	.00
ASSET 929297109 WMS INDUSTRIES INC									
830	640	40925-00001	00000	03/16/10 08/10/10	54.000	2,017.42	2,136.90	119.48-S	.00
TOTAL-SHORT									
					54.000	2,017.42	2,136.90	119.48-	.00
ASSET 939640108 WASHINGTON POST CO									
CLASS B									
830	660	41048-00002	00000	04/28/10 12/09/10	2.000	800.00	1,050.21	250.21-S	.00
830	660	41048-00002	00000	05/05/10 12/09/10	2.000	799.99	1,000.15	200.16-S	.00
TOTAL-SHORT									
					4.000	1,599.99	2,050.36	450.37-	.00
ASSET 942622200 WATSCO INC									
830	690	41047-00004	00000	06/29/05 12/08/10	25.000	1,547.07	1,088.25	458.82 L	.00
TOTAL-LONG									
					25.000	1,547.07	1,088.25	458.82	.00
ASSET 966387102 WHITING PETROLEUM CORP									
830	660	40833-00003	00000	06/15/09 05/10/10	17.000	1,421.38	723.65	697.73 S	.00
830	660	40844-00002	00000	06/15/09 05/19/10	15.000	1,169.46	638.52	530.94 S	.00
830	672	40882-00002	00000	08/06/09 06/28/10	15.000	1,251.19	715.61	535.58 S	.00
830	660	40894-00002	00000	06/15/09 07/08/10	3.000	233.36	127.70	105.66 L	.00
830	660	40894-00002	00000	07/20/09 07/08/10	19.000	1,477.95	752.74	725.21 S	.00
TOTAL-SHORT									
					69.000	5,553.34	2,958.22	2,489.46	.00
TOTAL-LONG									
								105.66	.00
ASSET 969457100 WILLIAMS COMPANIES INC									
830	880	40760-00016	00000	01/13/10 02/24/10	21.000	451.46	459.46	8.00-S	.00
830	880	40760-00016	00000	11/20/09 02/24/10	1,199.000	25,775.98	23,525.58	2,250.40 S	.00
830	880	40774-00004	00000	11/20/09 03/10/10	1,426.000	32,376.89	27,979.54	4,397.35 S	.00
830	880	40774-00004	00000	12/10/09 03/10/10	125.000	2,838.09	2,447.37	390.72 S	.00

ROCKWELL FOUNDATION

25-6035975

990 PF TAX YEAR 12/31/2010

PART II, COLUMN (b) & (c)

SUMMARY OF INVESTMENTS

AS OF 12/31/10

ACCOUNT
21-10-501-0564345

ROCKWELL FOUNDATION CONS

PAGE 1

	CARRYING VALUE	TAX COST	MARKET VALUE	% OF MARKET	ESTIMATED INCOME	YIELD AT MARKET
PRINCIPAL CASH	278,955.47	278,955.47	278,955.47	3.196	2.79	
CASH EQUIVALENTS						
FIXED INCOME	25,758.00	25,758.10	29,281.09	.335	1,805.88	6.167
BONDS	2,349,177.75	2,349,177.75	2,355,525.27	26.984	103,776.04	4.406
MUTUAL FUNDS -- FIXED						
TOTAL FIXED INCOME	2,374,935.75	2,374,935.85	2,384,806.36	27.320	105,581.92	4.427
EQUITIES	3,759,043.03	3,565,696.26	5,051,062.48	57.864	85,851.88	1.700
COMMON STOCK	821,031.52	684,538.22	1,014,396.28	11.621	19,849.47	1.957
MUTUAL FUNDS -- EQUITY						
TOTAL EQUITIES	4,571,074.55	4,250,234.48	6,065,458.76	69.435	105,701.35	1.743
TOTAL PRINCIPAL ASSETS	7,224,965.77	6,904,125.80	8,729,220.59	100.000	211,286.06	2.420
CASH EQUIVALENTS	63,262.74	63,262.74	63,262.74	15.215	.63	
FIXED INCOME	338,134.82	338,134.82	350,471.42	84.289	16,682.40	4.760
MUTUAL FUNDS -- FIXED						
EQUITIES	1,975.58	1,975.58	2,062.75	.496	27.00	1.309
MUTUAL FUNDS -- EQUITY						
ACCOUNT TOTAL	7,628,338.91	7,307,498.94	9,145,017.50		227,996.09	2.493



STATEMENT OF INVESTMENTS

AS OF 12/31/10

PAGE 2

ACCOUNT 21-10-501-0564345 ROCKWELL FOUNDATION CONS

PAR VALUE /SHARES	INVESTMENT DESCRIPTION	CARRYING VALUE	TAX COST	MARKET VALUE	% OF MARKET	ESTIMATED INCOME	YIELD AT MARKET	MARKET UNIT PRICE
13,782.910	BLACKROCK LIQUIDITY FUNDS TEMPFUND ADMINISTRATION SHARES #H1 ACCOUNT 21-10-880-0564345	13,782.91	13,782.91	13,782.91	.151	.14	.001	1.000
1,244.390	BLACKROCK LIQUIDITY FUNDS TEMPFUND ADMINISTRATION SHARES #H1 ACCOUNT 21-10-672-0564345	1,244.39	1,244.39	1,244.39	.014	.01	.001	1.000
6,624.380	BLACKROCK LIQUIDITY FUNDS TEMPFUND ADMINISTRATION SHARES #H1 ACCOUNT 21-10-690-0564345	6,624.38	6,624.38	6,624.38	.072	.07	.001	1.000
200.000	BLACKROCK LIQUIDITY FUNDS TEMPFUND ADMINISTRATION SHARES #H1 (INCOME INVESTMENT) ACCOUNT 21-10-690-0564345	200.00	200.00	200.00	.002			1.000
245,893.400	BLACKROCK LIQUIDITY FUNDS TEMPFUND ADMINISTRATION SHARES #H1 ACCOUNT 21-10-001-0564345	245,893.40	245,893.40	245,893.40	2.689	2.46	.001	1.000
62,635.540	BLACKROCK LIQUIDITY FUNDS TEMPFUND ADMINISTRATION SHARES #H1 (INCOME INVESTMENT) ACCOUNT 21-10-001-0564345	62,635.54	62,635.54	62,635.54	.685	.63	.001	1.000



STATEMENT OF INVESTMENTS

AS OF 12/31/10

PAGE 3

ACCOUNT
21-10-501-0564345

ROCKWELL FOUNDATION CONS

PAR VALUE /SHARES	INVESTMENT DESCRIPTION	CARRYING VALUE	TAX COST	MARKET VALUE	% OF MARKET	ESTIMATED INCOME	YIELD AT MARKET	MARKET UNIT PRICE
227.200	BLACKROCK LIQUIDITY FUNDS TEMPFUND ADMINISTRATION SHARES #H1 (INCOME INVESTMENT) ACCOUNT 21-10-640-0564345	227.20	227.20	227.20	.002			0
6,082.650	BLACKROCK LIQUIDITY FUNDS TEMPFUND ADMINISTRATION SHARES #H1 ACCOUNT 21-10-640-0564345	6,082.65	6,082.65	6,082.65	.067	.06	.001	1.000
200.000	BLACKROCK LIQUIDITY FUNDS TEMPFUND ADMINISTRATION SHARES #H1 (INCOME INVESTMENT) ACCOUNT 21-10-660-0564345	200.00	200.00	200.00	.002			1.000
5,327.740	BLACKROCK LIQUIDITY FUNDS TEMPFUND ADMINISTRATION SHARES #H1 ACCOUNT 21-10-660-0564345	5,327.74	5,327.74	5,327.74	.058	.05	.001	1.000
	TOTAL CASH EQUIVALENTS	<u>342,218.21</u>	<u>342,218.21</u>	<u>342,218.21</u>	<u>3.742</u>	<u>3.42</u>	<u>.001</u>	
	U.S. GOVERNMENT AGENCIES							
15,203.010	GOVERNMENT NATL MTG ASSN POOL #354314 07.000% DUE 06/15/2023 ACCOUNT 21-10-001-0564345	15,179.24	15,179.26	17,282.17	.189	1,064.21	6.158	1.076
9,489.780	GOVERNMENT NATL MTG ASSN POOL #354326 07.000% DUE 06/15/2023 ACCOUNT 21-10-001-0564345	9,474.97	9,475.01	10,753.34	.118	664.28	6.177	113.315



STATEMENT OF INVESTMENTS

AS OF 12/31/10

ACCOUNT
21-10-501-0564345

ROCKWELL FOUNDATION CONS

PAGE 4

PAR VALUE /SHARES	INVESTMENT DESCRIPTION	CARRYING VALUE	TAX COST	MARKET VALUE	% OF MARKET	ESTIMATED INCOME	YIELD AT MARKET	MARKET UNIT PRICE
1,105.530	GOVERNMENT NATL MTG ASSN POOL #337450 07.000% DUE 06/15/2023 ACCOUNT 21-10-001-0564345	1,103.79	1,103.83	1,245.58	.014	77.39	6.213	11.880
	TOTAL U.S. GOVERNMENT AGENCIES	<u>25,758.00</u>	<u>25,758.10</u>	<u>29,281.09</u>	<u>.321</u>	<u>1,805.88</u>	<u>6.167</u>	
	COMMON STOCK							
174.000	ABB LTD SPONSORED ADR	3,461.46	3,393.10	3,906.30	.043	192.10	4.918	22.450
55.000	COMERICA INC	1,687.58	1,657.41	2,323.20	.025	22.00	.947	42.240
37.000	PROGRESS ENERGY INC	1,454.17	1,454.17	1,608.76	.018	91.76	5.704	43.480
39.000	TORO CO	1,516.32	1,516.32	2,403.96	.026	31.20	1.298	61.640
65.000	STEEL DYNAMICS INC	1,067.66	1,031.49	1,189.50	.013	26.00	2.186	18.300
1,205.000	AMERICAN ELECTRIC POWER INC	40,329.36	40,329.36	43,355.90	.474	2,217.20	5.114	35.980
643.000	DOLBY LABORATORIES INC CLASS A	21,483.25	21,088.35	42,888.10	.469			66.700
42.000	RANGE RES CORP	1,755.32	819.76	1,889.16	.021	6.72	.356	44.980
61.000	LONGTOP FINL TECHNOLOGIES LTD ADR ISIN US54318P1084 SEDOL B2861Z5	2,213.28	2,213.28	2,206.98	.024			39.180
94.000	CARMAX INC	2,002.30	2,002.30	2,996.72	.033			31.880
39.000	GUESS INC	1,667.14	1,581.98	1,845.48	.020	31.20	1.691	47.320



STATEMENT OF INVESTMENTS

AS OF 12/31/10

ACCOUNT
21-10-501-0564345

ROCKWELL FOUNDATION CONS

PAGE 5

PAR VALUE /SHARES	INVESTMENT DESCRIPTION	CARRYING VALUE	TAX COST	MARKET VALUE	% OF MARKET	ESTIMATED INCOME	YIELD AT MARKET	MARKET UNIT PRICE
7.000	HEARTWARE INTERNATIONAL INC	601.26	601.26	612.99	.007			87.70
4,541.000	FORD MOTOR COMPANY	56,004.69	56,004.69	76,243.39	.834			16.790
36.000	INFOSYS TECHNOLOGIES LTD SPONSORED ADR REPSTG 1/4	2,239.15	2,239.15	2,736.88	.030	22.68	.828	76.080
40.000	VARIAN MEDICAL SYSTEMS INC	1,172.66	1,172.66	2,771.20	.030			69.280
53.000	URBAN OUTFITTERS INC	1,663.04	1,663.04	1,897.93	.021			35.810
1,172.000	BROADCOM CORP	31,577.02	31,577.02	51,040.60	.558	421.92	.827	43.550
1,042.000	PEPSICO INC	65,779.08	64,954.07	68,073.86	.744	2,000.64	2.939	65.330
67.000	LULULEMON ATHLETICA INC	2,113.92	2,113.92	4,584.14	.050			68.420
176.000	EXPEDIA INC	4,303.97	4,303.97	4,415.84	.048	49.28	1.116	25.090
85.000	MGIC INVT CORP WIS	1,015.88	1,015.88	866.15	.009	8.50	.981	10.190
30.000	BARD C R INC	2,286.49	2,286.49	2,753.10	.030	21.60	.785	91.770
97.000	DOUGLAS EMMETT INC-W/I	1,643.47	1,643.47	1,610.20	.018	38.80	2.410	16.600
28.000	BOSTON PPTYS INC REIT	1,306.84	1,290.26	2,410.80	.026	56.00	2.323	87.100
164.000	WEATHERFORD INTL LTD SEDOL BKKL6S7 ISIN CH0038838394	2,546.76	2,546.76	3,739.20	.041			22.800



STATEMENT OF INVESTMENTS

AS OF 12/31/10

PAGE 6

ACCOUNT
21-10-501-0564345

ROCKWELL FOUNDATION CONS

PAR VALUE /SHARES	INVESTMENT DESCRIPTION	CARRYING VALUE	TAX COST	MARKET VALUE	% OF MARKET	ESTIMATED INCOME	YIELD AT MARKET	MARKET UNIT PRICE
71.000	TECK RESOURCES LTD CL B ISIN CA8787422044 SEDOL 2124533	2,930.29	2,930.29	4,389.93	.048	26.77	.610	67.30
188.000	MARVELL TECHNOLOGY GROUP LTD	2,067.76	2,067.76	3,487.40	.038			18.550
152.000	ANGLO AMERICAN PLC UNSP ADR	2,270.93	2,270.93	3,968.72	.043	43.32	1.092	26.110
110.000	NETAPP INC	2,640.00	2,640.00	6,045.60	.066			54.960
42.000	BARCOCK & WILCOX CO	965.85	965.85	1,074.78	.012			25.590
1,258.000	COVIDIEN PLC EXCH 03/18/11 SEE G2554F113	59,123.46	59,123.46	57,440.28	.628	1,006.40	1.752	45.660
38.000	F5 NETWORKS INC	1,960.44	1,960.44	4,946.08	.054			130.160
57.000	NII HOLDINGS INC CL B	1,943.79	1,943.79	2,545.62	.028			44.660
81.000	MARSH & MCLENNAN COMPANIES INC	1,892.20	1,762.88	2,214.54	.024	68.04	3.072	27.340
80.000	ADOBE SYSTEMS INC	2,239.99	2,239.99	2,462.40	.027	4.00	.162	30.780
44.000	HEINZ H J CO	2,053.92	2,053.92	2,176.24	.024	79.20	3.639	49.160
57.000	OWENS ILL INC NEW	1,511.89	1,511.89	1,749.90	.019	33.86	1.935	30.700

STATEMENT OF INVESTMENTS

AS OF 12/31/10

ACCOUNT 21-10-501-0564345
 ROCKWELL FOUNDATION CONS

PAR VALUE /SHARES	INVESTMENT DESCRIPTION	CARRYING VALUE	TAX COST	MARKET VALUE	% OF MARKET	ESTIMATED INCOME	YIELD AT MARKET	MARKET UNIT PRICE
95.000	ARVINMERITOR INCORPORATED NAME CHG 03/29/2011 SEE 59001K100	1,115.61	1,115.61	1,949.40	.021	38.00	1.949	20.00
398.000	MELCO CROWN ENTERTAINMENT LTD ADR ISIN US5854641009 SEDOL BIKYHF2	2,485.79	2,485.79	2,531.28	.028			6.360
80.000	PINNACLE ENTERTAINMENT INC	938.64	938.64	1,121.60	.012	38.32	3.417	14.020
1,592.000	GENERAL MILLS INC	54,552.38	54,552.38	56,659.28	.620	1,783.04	3.147	35.590
65.000	SRA INTERNATIONAL INC CL A	1,650.10	1,650.10	1,329.25	.015			20.450
116.000	CIRRUS LOGIC INC	2,000.71	2,000.71	1,853.68	.020			15.980
102.000	QEP RESOURCES INC	3,050.37	3,047.05	3,703.62	.040	8.16	.220	36.310
62.000	BIODEN IDEC INC	3,331.48	3,226.89	4,157.10	.045			67.050
26.000	COOPER INDUSTRIES PLC SEDOL B40K911 ISIN IE00B40K9117 ACCOUNT 21-10-660-0564345	1,067.98	837.20	1,515.54	.017	30.16	1.990	58.290
1,156.000	COOPER INDUSTRIES PLC SEDOL B40K911 ISIN IE00B40K9117 ACCOUNT 21-10-880-0564345	50,756.08	50,923.18	67,383.24	.737	1,340.96	1.990	58.990
47.000	EVEREST RE GROUP LTD ACCOUNT 21-10-660-0564345	4,166.61	4,156.00	3,986.54	.044	90.24	2.264	84.820
37.000	HERBALIFE LTD ACCOUNT 21-10-640-0564345	2,202.51	2,202.51	2,529.69	.028	37.00	1.463	68.370



STATEMENT OF INVESTMENTS

AS OF 12/31/10

ACCOUNT
21-10-501-0564345

ROCKWELL FOUNDATION CONS

PAR VALUE /SHARES	INVESTMENT DESCRIPTION	CARRYING VALUE	TAX COST	MARKET VALUE	% OF MARKET	ESTIMATED INCOME	YIELD AT MARKET	MARKET UNIT PRICE
15.000	HERBALIFE LTD ACCOUNT 21-10-672-0564345	464.22	464.22	1,025.55	.011	15.00	1.463	66.70
164.000	INVESCO LTD ISIN BMG591BT1088 SEDOL B28XP76 ACCOUNT 21-10-660-0564345	3,365.54	3,046.27	3,945.84	.043	80.36	2.037	24.060
47.000	LAZARD LTD CL A SEDOL B081VQ7 ISIN BMG540501027 ACCOUNT 21-10-660-0564345	1,453.81	1,453.81	1,856.03	.020	23.50	1.266	39.490
126.000	XL GROUP PLC SEDOL B5LRLL2 ISIN IE0085LRLL25 ACCOUNT 21-10-660-0564345	1,762.03	1,762.03	2,749.32	.030	55.44	2.016	21.820
43.000	CHECK POINT SOFTWARE TECH SEDOL 2I81334 ISIN IL0010824113 ACCOUNT 21-10-660-0564345	1,504.29	1,504.29	1,989.18	.022			46.260
111.000	CHECK POINT SOFTWARE TECH SEDOL 2I81334 ISIN IL0010824113 ACCOUNT 21-10-640-0564345	4,745.35	4,745.35	5,134.86	.056			46.260
134.000	ASML HOLDING NV F ISIN USN070591862 ACCOUNT 21-10-640-0564345	3,949.48	3,949.48	5,137.56	.056	61.37	1.195	36.340
460.000	CORE LABORATORIES N V ACCOUNT 21-10-690-0564345	29,797.58	29,797.58	40,963.00	.448	110.40	.270	89.050

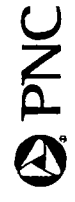


STATEMENT OF INVESTMENTS

AS OF 12/31/10

ROCKWELL FOUNDATION CONS

PAR VALUE /SHARES	ACCOUNT INVESTMENT DESCRIPTION	CARRYING VALUE	TAX COST	MARKET VALUE	% OF MARKET	ESTIMATED INCOME	YIELD AT MARKET	MARKET UNIT PRICE
55.000	AAR CORP ACCOUNT 21-10-690-0564345	1,687.16	1,686.22	1,510.85	.017	16.50	1.092	27.00
1,792.000	AT&T INC ACCOUNT 21-10-880-0564345	54,704.39	49,549.53	52,648.96	.576	3,082.24	5.854	29.380
83.000	AARON'S INC CLASS A ACCOUNT 21-10-690-0564345	1,457.77	1,438.03	1,692.37	.019	4.32	.255	20.390
49.000	ABERCROMBIE & FITCH CO CL A ACCOUNT 21-10-660-0564345	2,043.23	2,043.23	2,823.87	.031	34.30	1.215	57.630
92.000	AETNA INC NEW ACCOUNT 21-10-660-0564345	2,384.65	2,384.65	2,806.92	.031	55.20	1.967	30.510
25.000	AGRIUM INC SEDOL 2015530 ISIN CA0089161081 ACCOUNT 21-10-660-0564345	1,238.69	1,197.41	2,293.75	.025	2.75	.120	91.750
34.000	ALEXANDRIA REAL ESTATE EQUITIES INC ACCOUNT 21-10-660-0564345	1,257.18	1,257.18	2,490.84	.027	61.20	2.457	73.260
779.000	ALLERGAN INC ACCOUNT 21-10-880-0564345	32,521.35	32,521.35	53,493.93	.585	155.80	.291	70.000
52.000	ALLSCRIPT'S HEALTHCARE SOLUTIONS INC ACCOUNT 21-10-672-0564345	770.31	770.31	1,002.04	.011			19.270
51.000	ALPHA NATURAL RESOURCES INC ACCOUNT 21-10-660-0564345	2,261.89	2,261.89	3,061.53	.033			60.030



STATEMENT OF INVESTMENTS

AS OF 12/31/10

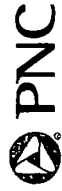
ACCOUNT
21-10-501-0564345

ROCKWELL FOUNDATION

CONS

PAGE 10

PAR VALUE /SHARES	INVESTMENT DESCRIPTION	CARRYING VALUE	TAX COST	MARKET VALUE	% OF MARKET	ESTIMATED INCOME	YIELD AT MARKET	MARKET UNIT PRICE
62.000	ALTERA CORP ACCOUNT 21-10-640-0564345	1,363.12	1,363.12	2,205.96	.024	14.88	.675	35.00
358.000	AMAZON COM INC ACCOUNT 21-10-640-0564345	38,462.36	38,191.97	64,440.00	.705			180.000
40.000	AMEDISYS INC ACCOUNT 21-10-690-0564345	1,590.99	1,590.99	1,340.00	.015			33.500
110.000	AMERICAN AXLE & MFG HOLDINGS ACCOUNT 21-10-672-0564345	848.39	848.39	1,414.60	.015	8.80	.622	12.860
739.000	AMERICAN EXPRESS CO ACCOUNT 21-10-880-0564345	30,602.53	30,602.53	31,717.88	.347	532.08	1.678	42.920
1,633.000	AMERISOURCEBERGEN CORP ACCOUNT 21-10-880-0564345	46,337.08	46,337.08	55,717.96	.609	653.20	1.172	34.120
55.000	AMERICIGROUP CORPORATION ACCOUNT 21-10-690-0564345	1,961.16	1,901.87	2,415.60	.026			43.920
1,077.000	AMERIPRISE FINANCIAL INC ACCOUNT 21-10-880-0564345	43,885.39	43,885.39	61,981.35	.678	990.84	1.599	57.550
76.000	AMPHENOL CORP NEW CL A	3,044.20	2,667.25	4,011.28	.044	4.56	.114	52.780
50.000	ANSYS INC ACCOUNT 21-10-672-0564345	1,563.41	1,563.41	2,603.50	.028			52.070
54.000	APACHE CORPORATION ACCOUNT 21-10-640-0564345	5,641.52	5,629.60	6,438.42	.070	32.40	.503	119.230



STATEMENT OF INVESTMENTS

AS OF 12/31/10

PAGE 11

ACCOUNT
21-10-501-0564345

ROCKWELL FOUNDATION CONS

PAR VALUE /SHARES	INVESTMENT DESCRIPTION	CARRYING VALUE	TAX COST	MARKET VALUE	% OF MARKET	ESTIMATED INCOME	YIELD AT MARKET	MARKET UNIT PRICE
290.000	APACHE CORPORATION ACCOUNT 21-10-880-0564345	25,556.95	25,361.37	34,576.70	.378	174.00	.503	11.220
513.000	APPLE INC ACCOUNT 21-10-880-0564345	46,643.99	40,508.59	165,473.28	1.809			322.560
48.000	APPLE INC ACCOUNT 21-10-640-0564345	1,757.76	1,757.76	15,482.88	.169			322.560
127.000	ARM HOLDINGS PLC SPONSORED ADR ACCOUNT 21-10-640-0564345	2,033.38	2,033.38	2,635.25	.029	15.62	.593	20.750
169.000	ARRIS GROUP INC ACCOUNT 21-10-690-0564345	1,798.47	1,756.09	1,896.18	.021			11.220
130.000	ASTORIA FINL CORP ACCOUNT 21-10-690-0564345	2,445.20	2,445.20	1,808.30	.020	67.60	3.738	13.910
15.000	ATLAS AIR WORLDWIDE HLDGS INC COM NEW ACCOUNT 21-10-672-0564345	809.98	809.98	837.45	.009			55.830
66.000	AUTODESK INC ACCOUNT 21-10-640-0564345	2,527.75	2,527.75	2,521.20	.028	3.96	.157	38.200
56.000	BMC SOFTWARE INC ACCOUNT 21-10-660-0564345	2,241.34	2,241.34	2,639.84	.029			40
60.000	BAIDU INC ACCOUNT 21-10-640-0564345	838.79	838.79	5,791.80	.063			96.530
40.000	BALLY TECHNOLOGIES INC ACCOUNT 21-10-672-0564345	1,187.93	1,187.93	1,687.60	.018			42.190



STATEMENT OF INVESTMENTS

AS OF 12/31/10

ACCOUNT
21-10-501-0564345

ROCKWELL FOUNDATION CONS

PAR VALUE /SHARES	INVESTMENT DESCRIPTION	CARRYING VALUE	TAX COST	MARKET VALUE	% OF MARKET	ESTIMATED INCOME	YIELD AT MARKET	MARKET UNIT PRICE
2,840.000	BANK OF AMERICA CORP ACCOUNT 21-10-880-0564345	46,920.05	46,920.05	37,885.60	.414	113.60	.300	16.00
90.000	BARRICK GOLD CORP SEDOL 2024677 ISIN CA0679011084 ACCOUNT 21-10-640-0564345	3,258.56	3,258.56	4,786.20	.052	43.20	.903	53.180
46.000	BE AEROSPACE INC ACCOUNT 21-10-660-0564345	811.56	811.56	1,703.38	.019			37.030
115.000	MR BERKLEY CORP ACCOUNT 21-10-660-0564345	2,904.31	2,710.63	3,148.70	.034	32.20	1.023	27.380
50.000	BIOMARIN PHARMACEUTICAL INC ACCOUNT 21-10-672-0564345	771.41	771.41	1,346.50	.015			26.930
65.000	BJ'S RESTAURANTS, INC ACCOUNT 21-10-672-0564345	1,029.14	1,029.14	2,302.95	.025			35.430
256.000	BOSTON SCIENTIFIC CORP ACCOUNT 21-10-660-0564345	1,842.25	1,842.25	1,937.92	.021			7.570
60.000	BRIGHAM EXPL CO ACCOUNT 21-10-672-0564345	825.86	825.86	1,634.40	.018			27.240
44.000	BRISTOW GROUP INC ACCOUNT 21-10-690-0564345	1,425.85	1,425.85	2,083.40	.023			50.000
152.000	BRUKER CORP ACCOUNT 21-10-640-0564345	1,930.05	1,915.93	2,523.20	.028			16.600
209.000	BRUKER CORP ACCOUNT 21-10-672-0564345	2,682.93	2,697.05	3,469.40	.038			16.600



STATEMENT OF INVESTMENTS

AS OF 12/31/10

PAGE 13

ACCOUNT
21-10-501-0564345

ROCKWELL FOUNDATION CONS

PAR VALUE /SHARES	INVESTMENT DESCRIPTION	CARRYING VALUE	TAX COST	MARKET VALUE	% OF MARKET	ESTIMATED INCOME	YIELD AT MARKET	MARKET UNIT PRICE
60.000	BUCYRUS INTL IHC ACCOUNT 21-10-690-0564345	819.90	781.42	5,360.00	.059	6.00	.112	80.00
213.000	CBS CORP CLASS B WI ACCOUNT 21-10-660-0564345	3,075.79	2,999.17	4,057.65	.044	42.60	1.050	19.050
9.000	CHE GROUP INC A DERIVATIVES EXCHANGE ACCOUNT 21-10-640-0564345	1,973.44	1,973.44	2,895.75	.032	50.40	1.740	321.750
167.000	CHS ENERGY CORP ACCOUNT 21-10-660-0564345	2,398.20	2,377.21	3,106.20	.034	140.28	4.516	18.600
33.000	CNOOC LTD SPON ADR ACCOUNT 21-10-640-0564345	6,573.02	6,573.02	7,866.21	.086	175.59	2.232	238.370
75.000	CABOT OIL & GAS CORP COM ACCOUNT 21-10-690-0564345	1,307.41	1,307.41	2,838.75	.031	9.00	.317	37.850
66.000	CAMERON INTL CORP ACCOUNT 21-10-660-0564345	2,918.84	2,918.84	3,348.18	.037			50.730
33.000	CANTEL MEDICAL CORP ACCOUNT 21-10-690-0564345	557.64	557.64	772.20	.008	3.96	.513	23.400
1,233.000	CAPITAL ONE FINANCIAL CORP ACCOUNT 21-10-880-0564345	53,193.42	53,193.42	52,476.48	.574	246.60	.470	60.00
40.000	CASH AMERICA INTERNATIONAL INC ACCOUNT 21-10-690-0564345	1,600.51	1,600.51	1,477.20	.016	5.60	.379	36.930
48.000	CASH AMERICA INTERNATIONAL INC ACCOUNT 21-10-672-0564345	1,334.69	1,249.40	1,772.64	.019	6.72	.379	36.930



STATEMENT OF INVESTMENTS

AS OF 12/31/10

ACCOUNT
21-10-501-0564345

ROCKWELL FOUNDATION CONS

PAGE 14

PAR VALUE /SHARES	INVESTMENT DESCRIPTION	CARRYING VALUE	TAX COST	MARKET VALUE	% OF MARKET	ESTIMATED INCOME	YIELD AT MARKET	MARKET UNIT PRICE
25.000	CATALYST HEALTH SOLUTIONS INC ACCOUNT 21-10-672-0564345	1,100.02	1,100.02	1,162.25	.013			46.170
1,418.000	CELANESE CORP-SERIES A ACCOUNT 21-10-880-0564345	31,909.68	31,909.68	58,379.06	.638	283.60	.486	25.340
60.000	CENTENE CORP ACCOUNT 21-10-672-0564345	1,237.75	1,237.75	1,520.40	.017			46.170
1,050.000	CENTURYLINK INC ACCOUNT 21-10-880-0564345	35,606.65	35,606.65	48,478.50	.530	3,045.00	6.281	20.550
84.000	CENTURYLINK INC ACCOUNT 21-10-660-0564345	2,915.42	2,696.86	3,878.28	.042	243.60	6.281	91.250
57.000	CHECKPOINT SYSTEMS INC ACCOUNT 21-10-690-0564345	993.45	987.22	1,171.35	.013			12.030
1,230.000	CHEVRON CORPORATION ACCOUNT 21-10-880-0564345	91,290.29	91,290.29	112,237.50	1.227	3,542.40	3.156	59.640
92.000	CHICOS FAS INC ACCOUNT 21-10-672-0564345	1,100.61	958.59	1,106.76	.012	18.40	1.663	26.230
892.000	CHUBB CORP ACCOUNT 21-10-880-0564345	47,839.99	47,107.52	53,198.88	.582	1,391.52	2.616	4.730
2,432.000	CISCO SYSTEMS INC ACCOUNT 21-10-640-0564345	52,730.25	47,462.07	49,199.36	.538	583.68	1.186	
12,500.000	CITIGROUP INC ACCOUNT 21-10-880-0564345	53,183.69	53,183.69	59,125.00	.647			



STATEMENT OF INVESTMENTS

AS OF 12/31/10

PAGE 15

ACCOUNT
21-10-501-0564345

ROCKWELL FOUNDATION CONS

PAR VALUE /SHARES	INVESTMENT DESCRIPTION	CARRYING VALUE	TAX COST	MARKET VALUE	% OF MARKET	ESTIMATED INCOME	YIELD AT MARKET	MARKET UNIT PRICE
206.000	CLEARWIRE CORP CLASS A	1,533.75	1,533.75	1,060.90	.012			50.00
	ACCOUNT 21-10-660-0564345							
28.000	CLIFFS NATURAL RESOURCES INC	1,506.77	1,506.77	2,184.28	.024	15.68	.718	78.010
	ACCOUNT 21-10-660-0564345							
33.000	CLIFFS NATURAL RESOURCES INC	2,020.97	2,020.97	2,574.33	.028	18.48	.718	78.010
	ACCOUNT 21-10-640-0564345							
55.000	CLOUD PEAK ENERGY INC	995.27	995.27	1,277.65	.014			23.230
	ACCOUNT 21-10-672-0564345							
1,312.000	COACH INC	36,108.71	35,717.76	72,566.72	.794	787.20	1.085	55.310
	ACCOUNT 21-10-640-0564345							
650.000	COCA COLA CO	36,290.93	36,290.93	42,750.50	.467	1,222.00	2.858	65.770
	ACCOUNT 21-10-880-0564345							
65.000	COGNIZANT TECHNOLOGY SOLUTIONS	2,703.86	2,703.86	4,763.85	.052			73.290
	ACCOUNT 21-10-640-0564345							
45.000	COHERENT INC	947.82	947.82	2,031.30	.022			45.140
	ACCOUNT 21-10-672-0564345							
87.000	COMPLETE PRODTN SERVICES	2,410.20	2,410.20	2,570.85	.028			29.550
	ACCOUNT 21-10-640-0564345							
115.000	CONAGRA FOODS INC	2,721.91	2,721.91	2,596.70	.028	105.80	4.074	22.580
	ACCOUNT 21-10-660-0564345							
30.000	COVANCE INC	1,358.70	1,358.70	1,542.30	.017			51.410
	ACCOUNT 21-10-690-0564345							



STATEMENT OF INVESTMENTS

AS OF 12/31/10

PAGE 16

ACCOUNT 21-10-501-0564345
 ROCKWELL FOUNDATION CONS

PAR VALUE /SHARES	INVESTMENT DESCRIPTION	CARRYING VALUE	TAX COST	MARKET VALUE	% OF MARKET	ESTIMATED INCOME	YIELD AT MARKET	MARKET UNIT PRICE
417.000	CUMMINS INC ACCOUNT 21-10-880-0564345	21,998.27	21,833.78	45,874.17	.502	437.85	.954	11.00
50.000	DTS INC ACCOUNT 21-10-672-0564345	1,347.37	1,347.37	2,452.50	.027			49.050
-13.000	DECKERS OUTDOOR CORP ACCOUNT 21-10-672-0564345	-1,583.40	-1,583.40	-1,036.62	.011			79.740
33.000	DECKERS OUTDOOR CORP ACCOUNT 21-10-640-0564345	2,638.92	2,638.92	2,631.42	.029			79.740
610.000	DEERE & CO ACCOUNT 21-10-880-0564345	49,944.27	49,944.27	50,660.50	.554	854.00	1.686	83.050
61.000	DELPHI FINL GROUP INC CL A ACCOUNT 21-10-690-0564345	1,474.92	1,474.92	1,759.24	.019	26.84	1.526	28.840
54.000	DIGITAL RIV INC ACCOUNT 21-10-690-0564345	2,078.00	2,078.00	1,858.68	.020			34.420
175.000	DISH NETWORK CORP CL A ACCOUNT 21-10-660-0564345	3,290.77	2,753.46	3,440.50	.038			19.660
927.000	DOLLAR TREE INC ACCOUNT 21-10-880-0564345	23,553.87	23,553.87	51,986.16	.568			80
938.000	DOVER CORP ACCOUNT 21-10-880-0564345	45,915.77	45,915.77	54,826.10	.600	1,031.80	1.882	58.450
84.000	DOVER CORP ACCOUNT 21-10-640-0564345	4,965.47	4,965.47	4,909.80	.054	92.40	1.882	58.450



STATEMENT OF INVESTMENTS

AS OF 12/31/10

ACCOUNT 21-10-501-0564345 ROCKWELL FOUNDATION CONS

PAR VALUE /SHARES	INVESTMENT DESCRIPTION	CARRYING VALUE	TAX COST	MARKET VALUE	% OF MARKET	ESTIMATED INCOME	YIELD AT MARKET	MARKET UNIT PRICE
800.000	DUPONT E I DE NEMOURS & CO ACCOUNT 21-10-880-0564345	33,329.28	33,329.28	39,994.00	.436	1,312.00	3.288	40.00
40.000	DUFF & PHELPS CORP CL A ACCOUNT 21-10-672-0564345	681.06	681.06	674.40	.007	12.80	1.898	16.860
2,551.000	EMC CORP ACCOUNT 21-10-880-0564345	43,504.48	43,504.48	58,417.90	.639			22.900
138.000	EMC CORP ACCOUNT 21-10-640-0564345	2,514.88	2,514.88	3,160.20	.035			22.900
60.000	EMS TECHNOLOGIES INC ACCOUNT 21-10-672-0564345	864.36	864.36	1,186.80	.013			19.780
-465.000	EATON CORP ACCOUNT 21-10-640-0564345	5,934.85	5,934.85	-47,202.15	.516	-632.40	1.340	101.510
50.000	EATON CORP ACCOUNT 21-10-660-0564345	1,895.26	1,438.91	5,075.50	.056	68.00	1.340	101.510
1,020.000	EATON CORP ACCOUNT 21-10-380-0564345	51,435.85	51,435.85	103,540.20	1.132	1,387.20	1.340	101.510
65.000	EATON VANCE CORP COM NON VTG ACCOUNT 21-10-690-0564345	1,562.60	1,562.60	1,964.95	.021	46.80	2.382	30.230
82.000	EDISON INTL ACCOUNT 21-10-660-0564345	3,632.38	3,276.82	3,165.20	.035	104.96	3.316	38.600
25.000	ENERGIZER HLDGS INC ACCOUNT 21-10-660-0564345	1,715.98	1,715.98	1,822.50	.020			72.900



STATEMENT OF INVESTMENTS

AS OF 12/31/10

ACCOUNT 21-10-501-0564345
 ROCKWELL FOUNDATION CONS

PAR VALUE /SHARES	INVESTMENT DESCRIPTION	CARRYING VALUE	TAX COST	MARKET VALUE	% OF MARKET	ESTIMATED INCOME	YIELD AT MARKET	MARKET UNIT PRICE
775.000	EQUITY RESIDENTIAL SH BEN INT REIT ACCOUNT 21-10-880-0564345	35,458.65	35,458.65	40,261.25	.440	1,046.25	2.599	50
1,456.000	EXXON MOBIL CORP ACCOUNT 21-10-880-0564345	60,146.32	27,141.38	106,462.72	1.164	2,562.56	2.407	73.120
105.000	FLIR SYSTEM INC ACCOUNT 21-10-690-0564345	1,618.57	1,618.57	3,123.75	.034	25.20	.807	29.750
50.000	FTI CONSULTING INC ACCOUNT 21-10-672-0564345	1,730.23	1,730.23	1,864.00	.020	46.65	2.503	37.280
255.000	FIFTH THIRD BANCORP ACCOUNT 21-10-660-0564345	3,287.91	3,268.24	3,743.40	.041	61.20	1.635	14.680
59.000	FIRST POTOMAC RLTY TR ACCOUNT 21-10-690-0564345	666.92	666.92	992.38	.011	47.20	4.756	16.820
14.000	FIRST SOLAR INC ACCOUNT 21-10-640-0564345	3,015.53	3,015.53	1,821.96	.020			130.140
88.000	FLUOR CORP ACCOUNT 21-10-640-0564345	4,026.39	4,026.39	5,830.88	.064	44.00	.755	66.260
97.000	FOREST OIL CORP ACCOUNT 21-10-660-0564345	2,660.81	2,660.81	3,683.09	.040			79.970
19.000	FRANKLIN RESOURCES INC ACCOUNT 21-10-640-0564345	1,761.10	1,761.10	2,112.99	.023	19.00	.899	111.210
25.000	FREEMPORT MCMORAN COPPER & GOLD INC ACCOUNT 21-10-640-0564345	2,334.98	2,334.98	3,002.25	.033	25.00	.833	120.090



STATEMENT OF INVESTMENTS

AS OF 12/31/10

PAGE 19

ACCOUNT
21-10-501-0566345

ROCKWELL FOUNDATION CONS

PAR VALUE /SHARES	INVESTMENT DESCRIPTION	CARRYING VALUE	TAX COST	MARKET VALUE	% OF MARKET	ESTIMATED INCOME	YIELD AT MARKET	MARKET UNIT PRICE
35.000	FRESH MARKET INC/THE ACCOUNT 21-10-672-0566345	1,146.25	1,146.25	1,442.00	.016			40.00
-110.000	FRONTIER OIL CORP ACCOUNT 21-10-640-0566345	-3,030.66	-3,030.66	-1,981.10	.022	-6.60	.333	18.010
110.000	FRONTIER OIL CORP ACCOUNT 21-10-660-0566345	3,030.66	3,030.66	1,981.10	.022	6.60	.333	18.010
80.000	THE GEO GROUP INC ACCOUNT 21-10-672-0566345	1,495.47	1,495.47	1,972.80	.022			24.660
42.000	GEN PROBE INC ACCOUNT 21-10-640-0566345	2,991.36	2,991.36	2,450.70	.027			58.350
3,003.000	GENERAL ELECTRIC CO ACCOUNT 21-10-880-0566345	50,875.27	50,875.27	54,924.87	.601	1,801.80	3.280	18.290
75.000	GENESCO INC ACCOUNT 21-10-672-0566345	1,450.71	1,450.71	2,811.75	.031			37.490
126.000	GENWORTH FINL INC COM CL A	1,435.58	1,435.58	1,655.64	.018	330.75	19.977	13.140
50.000	GLOBAL PAYMENTS INC-W/I ACCOUNT 21-10-690-0566345	1,692.25	1,692.25	2,310.50	.025	4.00	.173	46.210
144.000	GOOGLE INC-CL A ACCOUNT 21-10-880-0566345	48,795.42	48,793.42	85,531.68	.935			593.970
24.000	GOOGLE INC-CL A ACCOUNT 21-10-640-0566345	8,916.76	7,568.72	14,255.28	.156			593.970



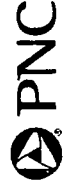
STATEMENT OF INVESTMENTS

AS OF 12/31/10

PAGE 20

ACCOUNT 21-10-501-0564345 ROCKWELL FOUNDATION CONS

PAR VALUE /SHARES	INVESTMENT DESCRIPTION	CARRYING VALUE	TAX COST	MARKET VALUE	% OF MARKET	ESTIMATED INCOME	YIELD AT MARKET	MARKET UNIT PRICE
238.000	GRAFTECH INTERNATIONAL LTD ACCOUNT 21-10-672-0564345	3,395.21	3,395.21	4,721.92	.052			19.00
84.000	HANSEN NATURAL CORP ACCOUNT 21-10-640-0564345	3,659.90	3,659.90	4,391.52	.048			52.280
46.000	HARSCO CORP ACCOUNT 21-10-690-0564345	1,270.52	1,270.52	1,302.72	.014	57.72	2.895	28.320
134.000	HARTFORD FINL SVCS GROUP INC ACCOUNT 21-10-660-0564345	2,369.26	2,369.26	3,549.66	.039	53.60	1.510	26.490
60.000	HEALTHWAYS INC ACCOUNT 21-10-690-0564345	2,338.71	2,277.43	669.60	.007			11.160
56.000	HELMERICH & PAYNE INC ACCOUNT 21-10-640-0564345	2,393.49	2,393.49	2,714.88	.030	13.44	.495	48.480
1,170.000	THE HERSHEY COMPANY ACCOUNT 21-10-880-0564345	56,153.56	56,153.56	55,165.50	.603	1,614.60	2.927	47.150
840.000	HEWLETT-PACKARD CO ACCOUNT 21-10-880-0564345	40,074.38	40,074.38	35,364.00	.387	268.80	.760	42.100
107.000	HEXCEL CORP ACCOUNT 21-10-690-0564345	2,174.42	2,077.19	1,935.63	.021	47.08	2.432	18.090
80.000	HOLOGIC INC ACCOUNT 21-10-660-0564345	1,554.62	1,554.62	1,505.60	.016			18.820
145.000	HOST HOTELS & RESORTS INC REIT ACCOUNT 21-10-660-0564345	2,041.22	2,041.22	2,591.15	.028	11.60	.448	17.870



STATEMENT OF INVESTMENTS

AS OF 12/31/10

ACCOUNT
21-10-501-0564345

ROCKWELL FOUNDATION

PAGE 21

CONS

PAR VALUE /SHARES	INVESTMENT DESCRIPTION	CARRYING VALUE	TAX COST	MARKET VALUE	% OF MARKET	ESTIMATED INCOME	YIELD AT MARKET	MARKET UNIT PRICE
270.000	HUNTSMAN CORP ACCOUNT 21-10-660-0564345	3,301.20	3,301.20	4,214.70	.046	108.00	2.562	15.610
176.000	HUNTSMAN CORP ACCOUNT 21-10-672-0564345	1,083.79	981.50	2,747.36	.030	70.40	2.562	21.900
30.000	ICON PUB LTD CO SPONSORED ADR ACCOUNT 21-10-672-0564345	672.92	663.54	657.00	.007			63.340
53.000	ILLUMINA INC ACCOUNT 21-10-640-0564345	2,139.31	2,139.31	3,357.02	.037			28.070
108.000	IMAX CORP ISIN CA95245E1097 SEDOL 2473859 ACCOUNT 21-10-640-0564345	2,135.07	2,135.07	3,031.56	.033			44.030
65.000	INFORMATICA CORP ACCOUNT 21-10-672-0564345	1,395.19	1,395.19	2,861.95	.031			21.030
139.000	INTEL CORP ACCOUNT 21-10-640-0564345	2,750.43	2,730.43	2,923.17	.032	100.78	3.448	21.030
1,851.000	INTEL CORP ACCOUNT 21-10-880-0564345	35,075.75	8,309.13	39,136.83	.420	1,349.23	3.447	150.50
33.000	INTERCONTINENTAL EXCHANGE INC ACCOUNT 21-10-640-0564345	2,509.16	2,509.16	3,931.95	.043			146.760
508.000	INTERNATIONAL BUSINESS MACHS CORP ACCOUNT 21-10-880-0564345	59,429.36	59,429.36	74,554.08	.815	1,320.80	1.772	49.300
49.000	INTUIT SOFTWARE ACCOUNT 21-10-640-0564345	2,368.31	2,368.31	2,415.70	.026			



S T A T E M E N T O F I N V E S T M E N T S

AS OF 12/31/10

ACCOUNT
21-10-501-0564345

ROCKWELL FOUNDATION

CONS

PAR VALUE /SHARES	INVESTMENT DESCRIPTION	CARRYING VALUE	TAX COST	MARKET VALUE	% OF MARKET	ESTIMATED INCOME	YIELD AT MARKET	MARKET UNIT PRICE
35.000	INTREPID POTASH INC. ACCOUNT 21-10-672-0564345	900.69	900.69	1,305.15	.014			37.00
30.000	ITRON, INC. ACCOUNT 21-10-690-0564345	1,452.35	1,452.35	1,663.50	.018			55.450
2,254.000	JPMORGAN CHASE & CO ACCOUNT 21-10-880-0564345	87,368.32	85,564.42	95,614.68	1.046	2,254.00	2.357	42.420
133.000	JABIL CIRCUIT ACCOUNT 21-10-640-0564345	2,042.93	2,042.93	2,671.97	.029	37.24	1.394	20.090
126.000	JANUS CAPITAL GROUP INC ACCOUNT 21-10-660-0564345	1,175.92	1,175.92	1,634.22	.018	25.20	1.542	12.970
75.000	JEFFRIES GROUP INC ACCOUNT 21-10-690-0564345	1,453.87	1,453.87	1,997.25	.022	22.50	1.127	26.630
140.000	JETBLUE AIRWAYS ACCOUNT 21-10-672-0564345	984.69	984.69	925.40	.010			6.610
277.000	JETBLUE AIRWAYS ACCOUNT 21-10-660-0564345	1,574.55	1,574.55	1,830.97	.020			6.610
725.000	JOHNSON & JOHNSON ACCOUNT 21-10-880-0564345	39,067.18	27,268.17	44,841.25	.490	1,566.00	3.492	61.850
54.000	KANSAS CITY SOUTHERN ACCOUNT 21-10-660-0564345	1,405.14	1,405.14	2,584.44	.028	17.28	.669	47.660
68.000	KINETIC CONCEPTS INC COM NEW ACCOUNT 21-10-660-0564345	2,678.30	2,678.30	2,847.84	.031			41.880



STATEMENT OF INVESTMENTS

AS OF 12/31/10

ACCOUNT
21-10-501-0564345

ROCKWELL FOUNDATION CONS

PAR VALUE /SHARES	INVESTMENT DESCRIPTION	CARRYING VALUE	FAX COST	MARKET VALUE	% OF MARKET	ESTIMATED INCOME	YIELD AT MARKET	MARKET UNIT PRICE
88.000	KOMATSU LTD SPON ADR ACCOUNT 21-10-640-0564345	2,467.56	2,467.56	2,681.36	.029	21.56	.804	30.00
25.000	LANDSTAR SYS INC ACCOUNT 21-10-672-0564345	891.23	891.23	1,023.50	.011	5.00	.489	40.940
43.000	LEAR CORP- W/I ACCOUNT 21-10-660-0564345	3,506.40	3,506.40	4,244.53	.046	21.50	.507	98.710
53.000	LEGG MASON INC ACCOUNT 21-10-660-0564345	1,706.99	1,706.99	1,922.31	.021	12.72	.662	36.270
208.000	LIBERTY MEDI INTERACTIVE A ACCOUNT 21-10-560-0564345	2,331.55	2,331.55	3,280.16	.036			15.770
70.000	LIFE TIME FITNESS INC ACCOUNT 21-10-690-0564345	2,088.35	2,088.35	2,869.30	.031			40.990
1,810.000	LIMITED BRANDS INC ACCOUNT 21-10-880-0564345	45,252.35	45,252.35	55,621.30	.608	1,448.00	2.603	30.730
38.000	LUFKIN INDS, INC. ACCOUNT 21-10-690-0564345	1,458.54	1,458.54	2,370.82	.026	19.00	.801	62.390
70.000	LUFKIN INDS, INC. ACCOUNT 21-10-672-0564345	1,424.64	1,424.64	4,367.30	.048	35.00	.801	60.090
23.000	MGT BK CORP ACCOUNT 21-10-660-0564345	1,180.71	1,180.71	2,002.15	.022	64.40	3.217	87.050
206.000	MFA FINANCIAL INC ACCOUNT 21-10-660-0564345	1,554.70	1,554.70	1,680.96	.018	193.64	11.520	8.160



STATEMENT OF INVESTMENTS

AS OF 12/31/10

ACCOUNT
21-10-501-0564345

ROCKWELL FOUNDATION CONS

PAGE 24

PAR VALUE /SHARES	INVESTMENT DESCRIPTION	CARRYING VALUE	TAX COST	MARKET VALUE	% OF MARKET	ESTIMATED INCOME	YIELD AT MARKET	MARKET UNIT PRICE
30.000	MADDEN STEVEN LTD ACCOUNT 21-10-672-0564345	987.78	987.78	1,251.60	.014			41.00
2,110.000	MATTEL INC ACCOUNT 21-10-880-0564345	45,688.04	45,688.04	53,657.30	.587	1,941.20	3.618	25.430
85.000	MC DERMOTT INTERNATIONAL INC ACCOUNT 21-10-640-0564345	1,067.08	1,067.08	1,758.65	.019	17.00	.967	20.690
76.000	MEDASSETS INC ACCOUNT 21-10-672-0564345	1,481.48	1,481.48	1,534.44	.017			20.190
178.000	MEDICAL PROPERTIES TRUST INC ACCOUNT 21-10-690-0564345	1,300.78	1,300.78	1,927.74	.021	142.40	7.387	10.830
35.000	MEDIDATA SOLUTIONS INC ACCOUNT 21-10-672-0564345	854.80	854.80	835.80	.009			23.880
40.000	MEDMAX INC ACCOUNT 21-10-690-0564345	2,272.44	2,272.44	2,691.60	.029			67.290
49.000	MERCADOLIBRE INC ACCOUNT 21-10-640-0564345	2,036.66	2,036.66	3,265.61	.036	3.92	.120	66.645
862.000	MERCK & CO INC ACCOUNT 21-10-880-0564345	32,357.48	32,357.48	31,066.48	.340	1,310.24	4.218	36.040
30.000	MERITAGE HOMES CORPORATION ACCOUNT 21-10-690-0564345	2,126.02	1,998.03	666.00	.007	45.00	6.757	22.200
3,303.000	MICROSOFT CORP ACCOUNT 21-10-880-0564345	83,187.42	39,278.49	92,186.73	1.008	2,113.92	2.293	27.910
45.000	MONSTER WORLDWIDE INC ACCOUNT 21-10-672-0564345	542.54	542.54	1,063.35	.012			23.630



STATEMENT OF INVESTMENTS

AS OF 12/31/10

PAGE 25

ACCOUNT
21-10-501-0564345

ROCKWELL FOUNDATION

CONS

PAR VALUE /SHARES	INVESTMENT DESCRIPTION	CARRYING VALUE	TAX COST	MARKET VALUE	% OF MARKET	ESTIMATED INCOME	YIELD AT MARKET	MARKET UNIT PRICE
41.000	MOOG INC CLASS A ACCOUNT 21-10-690-0564345	1,317.33	1,317.33	1,631.80	.018	2.87	.176	30.00
3.000	NVR INC ACCOUNT 21-10-660-0564345	1,685.56	1,685.56	2,073.06	.023			691.020
1,250.000	NATIONAL OILWELL VARCO INC ACCOUNT 21-10-880-0564345	52,672.15	52,141.63	84,062.50	.919	550.00	.654	67.250
379.000	NATIONAL OILWELL VARCO INC ACCOUNT 21-10-640-0564345	15,470.19	15,536.04	25,487.75	.279	166.76	.654	67.250
16.000	NETFLIX INC ACCOUNT 21-10-640-0564345	2,028.67	2,028.67	2,811.20	.031			175.700
35.000	NETLOGIC MICROSYSTEMS INC ACCOUNT 21-10-672-0564345	967.34	967.34	1,099.35	.012			31.410
192.000	NEWELL RUBBERMAID INC ACCOUNT 21-10-660-0564345	3,339.95	3,293.31	3,490.56	.038	38.40	1.100	18.180
700.000	NEWFIELD EXPLORATION CO ACCOUNT 21-10-660-0564345	44,952.33	44,288.99	50,477.00	.552			72.110
80.000	NORTHEAST UTILITIES ACCOUNT 21-10-660-0564345	2,128.15	2,128.15	2,550.40	.028	88.00	3.450	30.000
30.000	NORTHWEST PIPE CO ACCOUNT 21-10-672-0564345	1,090.40	1,090.40	720.90	.008			24.030
51.000	NOVO NORDISK A S ADR ACCOUNT 21-10-640-0564345	3,886.07	3,886.07	5,741.07	.063	69.26	1.206	112.570



STATEMENT OF INVESTMENTS

AS OF 12/31/10

ACCOUNT
21-10-501-0564345

ROCKWELL FOUNDATION

PAGE 26

PAR VALUE /SHARES	INVESTMENT DESCRIPTION	CARRYING VALUE	TAX COST	MARKET VALUE	% OF MARKET	ESTIMATED INCOME	YIELD AT MARKET	MARKET UNIT PRICE
168.000	NV ENERGY INC ACCOUNT 21-10-660-0564345	2,098.22	2,098.22	2,360.40	.026	80.64	3.416	1.00
25.000	OYO GEOSPACE ACCOUNT 21-10-672-0564345	580.00	580.00	2,477.75	.027			99.110
98.000	OMNIVISION TECHNOLOGIES INC ACCOUNT 21-10-640-0564345	2,239.93	2,239.93	2,901.78	.032			29.610
278.000	ON SEMICONDUCTOR CORPORATION ACCOUNT 21-10-660-0564345	2,102.13	2,102.13	2,746.64	.030			9.880
36.000	ONEOK INC NEW ACCOUNT 21-10-690-0564345	1,158.48	1,158.48	1,996.92	.022	74.88	3.750	55.470
2,623.000	ORACLE CORP ACCOUNT 21-10-880-0564345	36,181.01	32,900.46	82,099.90	.898	629.52	.767	31.300
236.000	ORACLE CORP ACCOUNT 21-10-640-0564345	5,312.34	5,312.34	7,386.80	.081	56.64	.767	31.300
30.000	OPTIONSXPRESS HOLDINGS INC ACCOUNT 21-10-672-0564345	480.39	480.39	470.10	.005	9.60	2.042	15.670
520.000	PPG INDUSTRIES INC ACCOUNT 21-10-880-0564345	33,068.00	33,068.00	43,716.40	.478	1,185.60	2.712	0.70
96.000	PPL CORPORATION ACCOUNT 21-10-660-0564345	2,897.28	2,897.28	2,526.72	.028	134.40	5.319	26.320
78.000	PAN AMERICAN SILVER CORP ISIN CA6979001089 SEDOL 2669272 ACCOUNT 21-10-640-0564345	2,448.62	2,448.62	3,214.38	.035	7.80	.243	41.210



STATEMENT OF INVESTMENTS

AS OF 12/31/10

ACCOUNT
21-10-501-0564345

ROCKWELL FOUNDATION CONS

PAGE 27

PAR VALUE /SHARES	INVESTMENT DESCRIPTION	CARRYING VALUE	TAX COST	MARKET VALUE	% OF MARKET	ESTIMATED INCOME	YIELD AT MARKET	MARKET UNIT PRICE
95.000	PARAMETRIC TECHNOLOGY CORP ACCOUNT 21-10-660-0564345	1,547.70	1,547.70	2,140.35	.023			21.230
27.000	PAREXEL INTERNATIONAL CORP ACCOUNT 21-10-672-0564345	568.21	568.21	573.21	.006			21.230
32.000	PARKER HANNIFIN CORP ACCOUNT 21-10-660-0564345	2,087.15	1,953.03	2,761.60	.030	47.36	1.715	86.300
72.000	PARKER HANNIFIN CORP ACCOUNT 21-10-640-0564345	4,759.83	4,759.83	6,213.60	.068	106.56	1.715	86.300
82.000	PENTAIR INC ACCOUNT 21-10-660-0564345	2,539.07	2,539.07	2,993.82	.033	65.60	2.191	36.510
4,399.000	PFIZER INC ACCOUNT 21-10-880-0564345	89,393.99	89,096.56	75,450.59	.825	3,447.20	4.569	17.510
80.000	PHARMACUTICAL PROD DEV INC ACCOUNT 21-10-690-0564345	1,808.39	1,808.39	2,171.20	.024	48.00	2.211	27.140
45.000	PHILLIPS-VAN HEUSEN CORP ACCOUNT 21-10-690-0564345	1,466.10	1,466.10	2,835.45	.031	6.75	.238	63.010
45.000	PINNACLE WEST CAPITAL CORP ACCOUNT 21-10-660-0564345	1,611.31	1,611.31	1,865.25	.020	94.50	5.066	41.450
89.000	PLANTRONICS INC NEW ACCOUNT 21-10-672-0564345	2,872.83	2,872.83	3,312.58	.036	17.80	.537	37.220
49.000	POLYCOM INC ACCOUNT 21-10-660-0564345	1,713.97	1,713.97	1,910.02	.021			38.980
70.000	POLYCOM INC ACCOUNT 21-10-640-0564345	2,484.93	2,484.93	2,728.60	.030			38.980



STATEMENT OF INVESTMENTS

AS OF 12/31/10

PAGE 28

ACCOUNT
21-10-501-0564345

ROCKWELL FOUNDATION CONS

PAR VALUE /SHARES	INVESTMENT DESCRIPTION	CARRYING VALUE	TAX COST	MARKET VALUE	% OF MARKET	ESTIMATED INCOME	YIELD AT MARKET	MARKET UNIT PRICE
80.000	PRICE T ROWE GROUP INC ACCOUNT 21-10-640-0564345	4,544.47	3,986.28	5,163.20	.056	99.20	1.921	64.40
892.000	PRICE T ROWE GROUP INC ACCOUNT 21-10-880-0564345	38,578.17	38,578.17	57,569.68	.630	1,106.08	1.921	64.540
35.000	PRICELINE.COM INC ACCOUNT 21-10-640-0564345	8,177.31	8,177.31	13,984.25	.153			399.550
179.000	PRINCIPAL FINANCIAL GROUP ACCOUNT 21-10-660-0564345	4,143.13	4,143.13	5,828.24	.064	98.45	1.689	32.560
1,218.000	PROCTER & GAMBLE CO ACCOUNT 21-10-880-0564345	72,100.61	69,585.97	78,353.94	.857	2,557.80	3.264	64.330
85.000	PROTECTIVE LIFE CORP ACCOUNT 21-10-690-0564345	2,308.41	2,308.41	2,264.40	.025	47.60	2.102	26.640
1,080.000	QUALCOMM INC ACCOUNT 21-10-880-0564345	57,816.31	57,816.31	53,449.20	.584	928.80	1.738	49.490
-932.000	QUALCOMM INC ACCOUNT 21-10-640-0564345	-52,123.25	-52,123.25	-46,124.68	.504	-801.52	1.738	49.490
10.000	QUALITY SYSTEMS INC ACCOUNT 21-10-672-0564345	563.06	563.06	698.20	.008	14.00	2.005	69.820
50.000	RADIANT SYS INC ACCOUNT 21-10-672-0564345	365.14	365.14	978.50	.011			19.570
77.000	RAYMOND JAMES FINANCIAL INC ACCOUNT 21-10-690-0564345	1,569.14	1,458.90	2,517.90	.028	40.04	1.590	32.700
45.000	REDWOOD TR, INC ACCOUNT 21-10-672-0564345	655.04	655.04	671.85	.007	45.00	6.698	14.930



STATEMENT OF INVESTMENTS

AS OF 12/31/10

PAGE 29

ACCOUNT
21-10-501-0564345

ROCKWELL FOUNDATION CONS

PAR VALUE /SHARES	INVESTMENT DESCRIPTION	CARRYING VALUE	TAX COST	MARKET VALUE	% OF MARKET	ESTIMATED INCOME	YIELD AT MARKET	MARKET UNIT PRICE
30.000	REGAL BELOIT CORP ACCOUNT 21-10-672-0564345	1,290.15	1,290.15	2,002.80	.022	20.40	1.019	60
30.000	REGENERON PHARMACEUTICALS INC ACCOUNT 21-10-672-0564345	642.98	642.98	984.90	.011			32.830
40.000	REINSURANCE GROUP OF AMERICA ACCOUNT 21-10-690-0564345	1,151.68	1,151.68	2,148.40	.023	19.20	.894	53.710
64.000	REPUBLIC SVCS INC ACCOUNT 21-10-660-0564345	1,652.07	1,478.78	1,911.04	.021	51.20	2.679	29.860
144.000	RIVERBED TECHNOLOGY INC ACCOUNT 21-10-672-0564345	1,903.54	1,903.54	5,064.48	.055			35.170
76.000	RIVERBED TECHNOLOGY INC ACCOUNT 21-10-640-0564345	1,091.66	1,091.66	2,672.92	.029			35.170
3,300.000	ROCKWELL AUTOMATION INC ACCOUNT 21-10-001-0564345	59,928.00	59,928.00	236,643.00	2.588	4,620.00	1.952	71.710
3,300.000	ROCKWELL COLLINS INC ACCOUNT 21-10-001-0564345	104,155.16	82,307.94	192,258.00	2.102	3,168.00	1.648	58.260
65.000	ROVI CORP ACCOUNT 21-10-672-0564345	1,481.88	1,481.88	4,030.65	.044			62.010
35.000	RYDER SYSTEM INC ACCOUNT 21-10-660-0564345	1,344.27	1,344.27	1,842.40	.020	37.80	2.052	52.640
40.000	SBA COMMUNICATIONS CORP (IPO) ACCOUNT 21-10-690-0564345	807.01	807.01	1,637.60	.018			40.940
212.000	SLM CORP ACCOUNT 21-10-660-0564345	2,411.42	1,882.44	2,669.08	.029	84.80	3.177	12.590

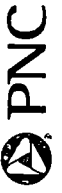


STATEMENT OF INVESTMENTS

AS OF 12/31/10

ACCOUNT 21-10-501-0564345
ROCKWELL FOUNDATION CONS

PAR VALUE /SHARES	INVESTMENT DESCRIPTION	CARRYING VALUE	TAX COST	MARKET VALUE	% OF MARKET	ESTIMATED INCOME	YIELD AT MARKET	MARKET UNIT PRICE
15.000	SALIX PHARMACEUTICALS LTD ACCOUNT 21-10-672-0564345	591.66	591.66	704.40	.008			60
93.000	SAPIENT CORP ACCOUNT 21-10-672-0564345	1,149.55	1,149.55	1,125.30	.012			12.100
82.000	SCANA CORP W/I ACCOUNT 21-10-660-0564345	2,967.45	2,967.45	3,329.20	.036	159.08	4.778	40.600
33.000	SCHLUMBERGER LTD SEDOL 2779201 ISIN AN8068571086 ACCOUNT 21-10-640-0564345	2,455.50	2,455.50	2,755.50	.030	33.00	1.198	83.500
40.000	THE SCOTTS MIRACLE-GRO COMPANY ACCOUNT 21-10-690-0564345	1,531.26	1,429.40	2,030.80	.022	40.00	1.970	50.770
49.000	SCRIPPS NETWORKS-INTERAC CL A ACCOUNT 21-10-640-0564345	2,573.96	2,573.96	2,535.75	.028	14.70	.580	51.750
60.000	SEATTLE GENETICS INC / WA ACCOUNT 21-10-672-0564345	824.49	824.49	897.00	.010			14.950
31.000	SEMPRA ENERGY ACCOUNT 21-10-660-0564345	1,466.53	1,466.53	1,626.88	.018	59.52	3.659	52.480
710.000	SHIRE PLC SPONSORED ADR ACCOUNT 21-10-880-0564345	48,332.88	48,332.88	51,389.80	.562	279.03	.543	380
120.000	SHUFFLE MASTER INC ACCOUNT 21-10-672-0564345	754.15	754.15	1,374.00	.015			11.450
30.000	SIRONA DENTAL SYSTEMS INC ACCOUNT 21-10-672-0564345	1,116.17	1,116.17	1,253.40	.014	75.00	5.984	41.780



STATEMENT OF INVESTMENTS

AS OF 12/31/10

ACCOUNT
21-10-501-0564345

ROCKWELL FOUNDATION CONS

PAGE 31

PAR VALUE /SHARES	INVESTMENT DESCRIPTION	CARRYING VALUE	TAX COST	MARKET VALUE	% OF MARKET	ESTIMATED INCOME	YIELD AT MARKET	MARKET UNIT PRICE
53.000	JM SMUCKER CO/THE-NEW COM WI ACCOUNT 21-10-660-0564345	2,543.49	2,543.49	3,479.45	.038	93.28	2.681	50
741.000	JM SMUCKER CO/THE-NEW COM WI ACCOUNT 21-10-880-0564345	46,284.04	46,284.04	40,646.65	.532	1,304.16	2.681	65.650
32.000	SNAP ON INC ACCOUNT 21-10-690-0564345	1,095.68	1,095.68	1,810.56	.020	40.96	2.262	56.580
50.000	SOTHEBY'S ACCOUNT 21-10-672-0564345	716.41	716.41	2,250.00	.025	10.00	.444	45.000
45.000	SOUTH JERSEY INDUSTRIES INC ACCOUNT 21-10-690-0564345	1,771.24	1,771.24	2,376.90	.026	65.70	2.764	52.820
748.000	SPRINT NEXTEL CORP ACCOUNT 21-10-660-0564345	3,333.57	3,213.97	3,164.04	.035	74.80	2.364	4.230
1,790.000	STARBUCKS CORP ACCOUNT 21-10-880-0564345	51,383.17	51,383.17	57,512.70	.629	930.80	1.618	32.130
-148.000	STARBUCKS CORP ACCOUNT 21-10-640-0564345	-7,760.93	-7,760.93	-4,755.24	.052	-76.96	1.618	32.130
49.000	STATE AUTO FINANCIAL CORP ACCOUNT 21-10-690-0564345	1,597.06	1,597.04	853.58	.009	29.40	3.444	17.420
45.000	SUCCESSFACTORS INC ACCOUNT 21-10-672-0564345	966.65	966.65	1,303.20	.014			28.960
117.000	SUNTRUST BANKS INC ACCOUNT 21-10-660-0564345	2,155.57	2,155.57	3,452.67	.038	4.68	.136	29.510
50.000	SWIFT ENERGY CO ACCOUNT 21-10-690-0564345	2,022.40	2,022.40	1,957.50	.021			39.150



STATEMENT OF INVESTMENTS

AS OF 12/31/10

ACCOUNT
21-10-501-0564345

ROCKWELL FOUNDATION CONS

PAR VALUE /SHARES	INVESTMENT DESCRIPTION	CARRYING VALUE	TAX COST	MARKET VALUE	% OF MARKET	ESTIMATED INCOME	YIELD AT MARKET	MARKET UNIT PRICE
55.000	TRW AUTOMOTIVE HOLDINGS CORP ACCOUNT 21-10-660-0564345	1,708.82	1,708.82	2,898.50	.032			● 00
73.000	TALEO CORP CLASS A ACCOUNT 21-10-640-0564345	1,869.76	1,869.76	2,018.45	.022			27.650
36.000	TANGER FACTORY OUTLET ACCOUNT 21-10-660-0564345	1,779.44	1,779.44	1,842.84	.020	28.80	1.563	51.190
35.000	TELEDYNE TECHNOLOGIES INC ACCOUNT 21-10-690-0564345	1,573.84	1,573.84	1,538.95	.017			43.970
82.000	TEMPLE-INLAND INC ACCOUNT 21-10-660-0564345	1,602.55	1,602.55	1,741.68	.019	42.64	2.448	21.240
45.000	TENNECO INC ACCOUNT 21-10-672-0564345	920.38	920.38	1,852.20	.020	9.00	.486	41.160
75.000	TERADYNE INCORPORATED ACCOUNT 21-10-672-0564345	517.83	515.54	1,053.00	.012			14.040
79.000	TEXTRON INC ACCOUNT 21-10-660-0564345	1,636.93	1,636.93	1,867.56	.020	6.32	.338	23.640
132.000	THOMPSON CREEK METALS CO INC ISIN CA8847681027 SEDOL B07T4P2 ACCOUNT 21-10-660-0564345	1,787.73	1,787.73	1,943.04	.021			● 14.720
65.000	THORATEC CORP ACCOUNT 21-10-672-0564345	1,637.76	1,637.76	1,840.80	.020			28.320
140.000	TIBCO SOFTWARE INC ACCOUNT 21-10-672-0564345	1,035.78	1,035.78	2,759.40	.030			19.710



STATEMENT OF INVESTMENTS

AS OF 12/31/10

ACCOUNT
21-10-501-0564345

ROCKWELL FOUNDATION

CONS

PAGE 33

PAR VALUE /SHARES	INVESTMENT DESCRIPTION	CARRYING VALUE	TAX COST	MARKET VALUE	% OF MARKET	ESTIMATED INCOME	YIELD AT MARKET	MARKET UNIT PRICE
59.000	TIMKEN CO ACCOUNT 21-10-690-0564345	1,690.07	1,670.16	2,816.07	.031	42.48	1.508	730
70.000	TITANIUM METALS CORP ACCOUNT 21-10-672-0564345	843.66	843.66	1,202.60	.013	21.00	1.746	17.180
82.000	TRIMBLE NAVIGATION LTD ACCOUNT 21-10-640-0564345	2,376.95	2,108.44	3,274.26	.036			39.930
15.000	TRIUMPH GROUP INC NEW ACCOUNT 21-10-672-0564345	967.50	967.50	1,341.15	.015	2.40	.179	89.410
54.000	TRUSTMARK CORP ACCOUNT 21-10-690-0564345	905.34	905.34	1,341.36	.015	49.68	3.704	24.840
15.000	UMB FINL CORP ACCOUNT 21-10-672-0564345	569.10	569.10	621.60	.007	11.70	1.882	41.440
39.000	URS CORP NEW ACCOUNT 21-10-690-0564345	1,587.84	1,580.83	1,622.79	.018			41.610
610.000	UNION PACIFIC CORP ACCOUNT 21-10-880-0564345	45,367.39	45,367.39	56,522.60	.618	927.20	1.640	92.660
57.000	UNITED BANKSHARES INC W VIRGINIA ACCOUNT 21-10-690-0564345	1,700.51	1,700.51	1,664.40	.018	68.40	4.110	29.200
48.000	UNITED FIRE & CASUALTY CO ACCOUNT 21-10-690-0564345	1,439.27	1,418.08	1,071.36	.012	28.80	2.688	22.320
742.000	UNITED TECHNOLOGIES CORP ACCOUNT 21-10-880-0564345	33,556.00	29,210.30	58,410.24	.639	1,424.64	2.439	78.720
40.000	UNITED THERAPEUTICS CORP DEL ACCOUNT 21-10-640-0564345	2,268.30	2,268.30	2,528.80	.028			63.220



STATEMENT OF INVESTMENTS

AS OF 12/31/10

ACCOUNT
21-10-501-0564345

ROCKWELL FOUNDATION CONS

PAGE 34

PAR VALUE /SHARES	INVESTMENT DESCRIPTION	CARRYING VALUE	TAX COST	MARKET VALUE	% OF MARKET	ESTIMATED INCOME	YIELD AT MARKET	MARK PRICE	UNIT PRICE
1,441.000	UNITEDHEALTH GROUP INC ACCOUNT 21-10-880-0564345	40,022.03	40,022.03	52,034.51	.569	720.50	1.385		110
60.000	UNIVERSAL ELECTRONICS ACCOUNT 21-10-672-0564345	1,087.92	1,087.92	1,702.20	.019				28.370
75.000	UNUM GROUP ACCOUNT 21-10-660-0564345	1,778.16	1,778.16	1,816.50	.020	27.75	1.528		24.220
65.000	VALSPAR CORP ACCOUNT 21-10-690-0564345	1,671.04	1,650.57	2,241.20	.025	46.80	2.088		34.480
65.000	VARIAN SEMICONDUCTOR EQUIP W/I ACCOUNT 21-10-672-0564345	1,511.13	1,511.13	2,403.05	.026				36.970
25.000	VEECO INSTRUMENTS INC DEL ACCOUNT 21-10-672-0564345	822.00	822.00	1,074.00	.012				42.960
46.000	VEECO INSTRUMENTS INC DEL ACCOUNT 21-10-640-0564345	2,100.37	2,100.37	1,976.16	.022				42.960
59.000	VENTAS INC ACCOUNT 21-10-660-0564345	2,897.21	2,897.21	3,096.32	.034	135.70	4.383		52.480
64.000	VERIFONE SYSTEMS INC ACCOUNT 21-10-640-0564345	2,621.79	2,621.79	2,467.84	.027				38.560
1,221.000	VIACOM INC CLASS B WI ACCOUNT 21-10-880-0564345	28,973.29	28,973.29	48,363.81	.529	732.60	1.515		39.610
25.000	VITAL IMAGES INC ACCOUNT 21-10-672-0564345	294.02	294.02	349.50	.004				13.980
60.000	VITAMIN SHOPPE INC ACCOUNT 21-10-672-0564345	1,235.13	1,235.13	2,018.40	.022				33.640



STATEMENT OF INVESTMENTS

AS OF 12/31/10

ACCOUNT
21-10-501-0564345

ROCKWELL FOUNDATION CONS

PAGE 35

PAR VALUE /SHARES	INVESTMENT DESCRIPTION	CARRYING VALUE	TAX COST	MARKET VALUE	% OF MARKET	ESTIMATED INCOME	YIELD AT MARKET	MARKET UNIT PRICE
55.000	WGL HLDGS INC ACCOUNT 21-10-690-0564345	1,574.97	1,574.97	1,967.35	.022	85.25	4.333	70
30.000	HABCO HOLDINGS INC ACCOUNT 21-10-672-0564345	1,042.83	1,042.83	1,827.90	.020	8.40	.460	60.930
1,062.000	WAL-MART STORES INC ACCOUNT 21-10-880-0564345	56,910.97	51,165.96	57,273.66	.626	1,550.52	2.707	53.930
60.000	WASTE CONNECTIONS INC ACCOUNT 21-10-672-0564345	1,040.72	1,040.72	1,651.80	.018	18.00	1.090	27.550
54.000	WATERS CORP ACCOUNT 21-10-640-0564345	2,989.65	2,989.65	4,196.34	.046			77.710
2,217.000	WELLS FARGO & COMPANY ACCOUNT 21-10-880-0564345	60,906.63	60,906.63	68,704.83	.751	1,064.16	1.549	30.990
1,017.000	WISCONSIN ENERGY CORP ACCOUNT 21-10-880-0564345	40,896.87	40,896.87	59,860.62	.655	1,057.68	1.767	58.860
59.000	WYNDHAM WORLDWIDE CORP - W/I ACCOUNT 21-10-660-0564345	1,787.70	1,787.70	1,767.64	.019	35.40	2.003	29.960
179.000	XCEL ENERGY INC ACCOUNT 21-10-660-0564345	3,822.59	3,822.59	4,215.45	.046	180.79	4.289	23.550
	TOTAL COMMON STOCK	3,750,043.03	3,565,696.26	5,051,062.48	55.231	85,851.88	1.700	
	MUTUAL FUNDS - FIXED							
18,834.472	BAIRD AGGREGATE BOND FUND (INCOME INVESTMENT) ACCOUNT 21-10-001-0564345	192,241.13	192,241.13	198,138.65	2.167	10,229.74	5.163	10.520



STATEMENT OF INVESTMENTS

AS OF 12/31/10

ACCOUNT
21-10-501-0564345

ROCKWELL FOUNDATION

CONS

PAGE 36

PAR VALUE /SHARES	INVESTMENT DESCRIPTION	CARRYING VALUE	TAX COST	MARKET VALUE	% OF MARKET	ESTIMATED INCOME	YIELD AT MARKET	MARKET UNIT PRICE
95,396.047	BAIRD AGGREGATE BOND FUND ACCOUNT 21-10-001-0564345	993,730.80	993,730.80	1,003,566.41	10.974	51,813.31	5.163	520
15,453.674	BLACKROCK TOTAL RETURN PORTFOLIO II INSTL FUND 332 INSTITUTIONAL CLASS (INCOME INVESTMENT) ACCOUNT 21-10-001-0564345	137,558.12	137,558.12	144,028.24	1.575	6,263.82	4.349	9.320
109,721.103	BLACKROCK TOTAL RETURN PORTFOLIO II INSTL FUND 332 INSTITUTIONAL CLASS ACCOUNT 21-10-001-0564345	1,027,446.95	1,027,446.95	1,022,600.68	11.182	44,473.14	4.349	9.320
1,712.275	T ROWE PRICE SHORT TERM BOND FD FD #55 (INCOME INVESTMENT) ACCOUNT 21-10-001-0564345	8,335.57	8,335.57	8,304.53	.091	188.84	2.274	4.850
67,908.904	T ROWE PRICE SHORT TERM BOND FD FD #55 ACCOUNT 21-10-001-0564345	328,000.00	328,000.00	329,358.18	3.602	7,489.59	2.274	4.850
	TOTAL MUTUAL FUNDS - FIXED	2,687,312.57	2,687,312.57	2,705,996.69	29.591	120,458.44	4.452	
	MUTUAL FUNDS - EQUITY							
20,590.545	ARTISAN FDS INC INTERNATIONAL FUND # 661 ACCOUNT 21-10-001-0564345	441,119.53	335,424.52	446,814.83	4.886	8,442.12	1.889	21.700



STATEMENT OF INVESTMENTS

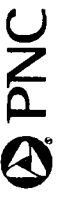
AS OF 12/31/10

ACCOUNT
21-10-501-0564345

ROCKWELL FOUNDATION CONS

PAGE 37

PAR VALUE /SHARES	INVESTMENT DESCRIPTION	CARRYING VALUE	TAX COST	MARKET VALUE	% OF MARKET	ESTIMATED INCOME	YIELD AT MARKET	MARKET UNIT PRICE
2,538.875	BLACKROCK FUNDS INTL OPPORTUNITIES PORTFOLIO FUND 334 INSTITUTIONAL SHARES ACCOUNT 21-10-001-0564345	105,093.09	104,616.14	88,809.85	.971	3,638.27	4.097	60.550
6,327.084	HARBOR INTERNATIONAL FUND CLASS INS ACCOUNT 21-10-001-0564345	192,818.90	162,497.56	383,104.94	4.189	6,516.90	1.701	60.550
77.141	RS EMERGING MARKETS FUND CLASS A (INCOME INVESTMENT) ACCOUNT 21-10-001-0564345	1,975.58	1,975.58	2,062.75	.023	27.00	1.309	26.740
3,577.661	RS EMERGING MARKETS FUND CLASS A ACCOUNT 21-10-001-0564345	82,000.00	82,000.00	95,666.66	1.046	1,252.18	1.309	26.740
TOTAL MUTUAL FUNDS - EQUITY		<u>823,007.10</u>	<u>686,513.80</u>	<u>1,016,459.03</u>	<u>11.115</u>	<u>19,876.47</u>	<u>1.955</u>	
TOTAL INVESTMENTS		7,628,338.91	7,307,498.94	9,145,017.50	100.000	227,996.09	2.493	



A C C O U N T S U M M A R Y

12/31/10 THROUGH 12/31/10

ACCOUNT
21-10-501-0564345

ROCKWELL FOUNDATION

CONS

PAGE 38

	INCOME CASH	INCOME CARRYING VALUE	PRINCIPAL CASH	PRINCIPAL CARRYING VALUE
--	-------------	-----------------------	----------------	--------------------------

	0.00	403,373.14	0.00	7,224,000.77
--	------	------------	------	--------------

YOUR TRUST ACCOUNT BALANCES ON 12/31/10 WERE
 DURING THE PERIOD INCOME WAS RECEIVED FROM
 NO DIVIDENDS THIS PERIOD
 NO NON-TAXABLE INTEREST INCOME THIS PERIOD
 NO TAXABLE INTEREST INCOME THIS PERIOD
 NO RENTAL INCOME THIS PERIOD

THUS TOTAL INCOME RECEIVED EQUALED
 NO CONTRIBUTIONS WERE RECEIVED THIS PERIOD
 NO SALES THIS PERIOD
 NO INCOME OR PRINCIPAL TRANSFERS THIS PERIOD
 NO PURCHASES THIS PERIOD
 EXPENSES INCURRED DURING THIS PERIOD WERE
 NO FEES CHARGED THIS PERIOD
 NO OTHER EXPENSES THIS PERIOD

FOR TOTAL EXPENSES OF
 NO PAYMENTS WERE MADE TO OR FOR YOU THIS PERIOD
 YOUR CURRENT BALANCES AS OF 12/31/10 ARE



ROCKWELL FOUNDATION

25-6035975

990 PF TAX YEAR 12/31/2010

PART VII-B, LINE 5C EXPENDITURE RESPONSIBILITY AGREEMENT

The Stuckeman Foundation - 2010 Expenditure Report

<u>Grantee</u>	<u>Grant Amount</u>	<u>Was the grant used for charitable, religious, scientific, literary or educational purposes?</u>	<u>Was any portion of the grant used for a prohibited purpose?</u>	<u>Was the grantee organized in accordance with IRS Sections 501(c)(3) and 509(a)(1) or (2)?</u>
American Cancer Society East Central Division	\$1,000	Yes - Scientific & Educational	No	Yes
The grant helped to offset some of the expenses associated with the organization providing direct services, educational outreach programs and financial assistance (transportation, wig and medication vouchers and medical equipment) to patients throughout Pennsylvania and Ohio				
American Cancer Society Midwest Division	\$1,000	Yes - Scientific & Educational	No	Yes
The grant allowed the society to provide direct services, educational outreach programs and financial assistance to cancer patients in and around Pewaukee, Wisconsin				
American Heart Association	\$2,000	Yes - Scientific	No	Yes
The grant was used to further advancements in the organization's ongoing fight to build healthier lives, free from cardiovascular disease and stroke				
American Red Cross Southwestern PA Chapter	\$2,000	Yes - Charitable	No	Yes
The grant allowed the association to provide assistance to families in southwestern Pennsylvania who are victims of local disasters and to facilitate emergency communications for local military families In southwestern Pennsylvania, the organization responds to a disaster once every 29 hours				
Animal Rescue League of Western Pennsylvania	\$2,000	Yes - Charitable	No	Yes
The grant was used to support the association's general operating expenses, which include the costs of operating the adoption department and the expenses incurred in kenneling and caring medically and behaviorally for the thousands of animals in their charge				
Boy Scouts of America Greater Pittsburgh Council	\$3,000	Yes - Educational and Charitable	No	Yes
The grant was applied to the Friends of Scouting campaign, which ensures that the organization can provide the best staffing, infrastructure and camping facilities to ensure that area youth have access to the best scouting program in the country				
Boy Scouts of America Racine Region	\$2,000	Yes - Educational and Charitable	No	Yes
The grant assisted the Boy Scouts' Greater Racine Council in providing programs of character development, academic skills, citizenship training, ethics, self-confidence and personal development to Tiger Cubs, Cub Scouts, Webelos, Boy Scouts and Venturers.				

The Stuckerman Foundation - 2010 Expenditure Report

<u>Grantee</u>	<u>Grant Amount</u>	<u>Was the grant used for charitable, religious, scientific, literary or educational purposes?</u>	<u>Was any portion of the grant used for a prohibited purpose?</u>	<u>Was the grantee organized in accordance with IRS Sections 501(c)(3) and 509(a)(1) or (2)?</u>
Boys & Girls Clubs of Western Pennsylvania	\$2,000	Yes - Charitable	No	Yes
The grant was invested in the organization's "After School Excellence Program" to help sustain a high quality re-design of afterschool services at all nine Boys & Girls Club facilities in Allegheny County, Pennsylvania.				
Carnegie Library of Pittsburgh	\$4,000	Yes - Educational	No	Yes
The grant was used to support general operating activities that include children and teen programming and purchasing new collections for the library system				
Carnegie Museums of Pittsburgh	\$5,000	Yes - Educational	No	Yes
The grant was used in support of the 2010 Annual Sustaining Fund to enhance the organization's collections and services and maintain its day-to-day operations				
Charcot-Marie-Tooth Association	\$3,000	Yes - Educational and Scientific	No	Yes
The grant was applied toward the association's goals of patient support, public education, promotion of research and the treatment and cure of Charcot-Marie-Tooth disease				
Children's Hospital of Orange County (CHOC)	\$2,000	Yes - Charitable	No	Yes
The grant was applied to the Kids CARE Fund for program development and ongoing support				
Commonwealth Education Organization	\$4,000	Yes - Educational	No	Yes
The grant was used for the organization's newsletter and website and professional development for distribution of education strategies to education stakeholders				
Epilepsy Foundation	\$3,000	Yes - Scientific	No	Yes
The donation was used to provide general support for the organization and specifically in support of the Emergency Medication Program				
Escondido Humane Society	\$3,000	Yes - Charitable	No	Yes
The grant allowed the shelter to continue rescuing animals from abuse and neglect, reuniting them with anxious owners and placing them into new, loving homes after providing them with healthy food and medical care				

The Stuckeman Foundation - 2010 Expenditure Report

<u>Grantee</u>	<u>Grant Amount</u>	<u>Was the grant used for charitable, religious, scientific, literary or educational purposes?</u>	<u>Was any portion of the grant used for a prohibited purpose?</u>	<u>Was the grantee organized in accordance with IRS Sections 501(c)(3) and 509(a)(1) or (2)?</u>
Family Guidance, Inc	\$2,000	Yes - Charitable & Religious	No	Yes
		The grant assisted Family Guidance, Inc in its mission to mentor at-risk children aged 7-15 from predominantly single-parent families through camping and the One-to-One Mentoring Program, to strengthen existing marriages and to fortify families		
Family House	\$3,000	Yes - Charitable	No	Yes
		The grant assisted the association in providing safe, comfortable and affordable lodging to patients and families seeking medical care at any Pittsburgh regional medical network, including rehabilitation hospitals and hospice facilities		
First United Methodist Church	\$8,000	Yes - Religious	No	Yes
		The grant was used by the church in furtherance of its mission to help individuals become disciples of Jesus Christ and to make a difference in the lives of those in the community and in the life of the world		
Forbes Health Foundation	\$2,000	Yes - Charitable and Scientific	No	Yes
		The grant allowed the organization to continue its mission of providing quality patient care, advancing medicine through medical research and educating the next generation of health professionals		
The Foundation Endowment	\$4,000	Yes - Educational	No	Yes
		The grant allowed The Foundation Endowment to continue its university-based research into educational issues and to attend conferences, seminars and workshops to present the results of its research to national and state school board and teacher associations		
Fox Chapel Lauri Ann West Memorial Library	\$1,000	Yes - Literary and Educational	No	Yes
		The grant was used to purchase quality reading materials to fulfill the recreational and informational reading needs of the library's patrons		
Goodwill of Orange County	\$2,000	Yes - Charitable	No	Yes
		The grant enabled the organization to fund its job-training, employment support and independent living skills programs for people with disabilities and other barriers		

The Stuckeman Foundation - 2010 Expenditure Report

<u>Grantee</u>	<u>Grant Amount</u>	<u>Was the grant used for charitable, religious, scientific, literary or educational purposes?</u>	<u>Was any portion of the grant used for a prohibited purpose?</u>	<u>Was the grantee organized in accordance with IRS Sections 501(c)(3) and 509(a)(1) or (2)?</u>
Goodwill of Southwestern PA	\$2,000	Yes - Charitable	No	Yes
The grant money was used to help cover the costs of general operating support for the agency whose mission is to help people improve their quality of life through work and related services				
Greater Pittsburgh Community Food Bank	\$3,000	Yes - Charitable	No	Yes
The grant was applied towards the purchase of food for distribution to people in need throughout southwestern Pennsylvania				
Greater Pittsburgh Literacy Council	\$3,000	Yes - Educational	No	Yes
The grant was used to sustain and enhance the organization's Adult Education Programs, which allow men and women in the Pittsburgh region to meet their educational goals and contribute towards a more productive workforce and local economy				
Greendale Community Church	\$1,000	Yes - Religious	No	Yes
The grant was applied in furtherance of the organization's mission to be welcoming and inclusive in ministering to all throughout the journey of life in Christian worship, fellowship and outreach				
Habitat for Humanity of Orange County	\$2,000	Yes - Charitable	No	Yes
The grant was used for the activities of the Support Services Program, which includes both Family Services and Volunteer Services to help families successfully transition to home ownership and provide meaningful experiences for volunteers				
Habitat for Humanity Racine	\$1,000	Yes - Charitable	No	Yes
The grant was applied towards the renovation and rehabilitation of an existing home for future sale to a low income family				
Homeless Assistance Leadership Council, Inc	\$2,000	Yes - Charitable	No	Yes
The grant was used in furtherance of the association's mission of preventing chronic homelessness in Racine County, Wisconsin by meeting shelter needs and working with homeless individuals on an Individual Success Plan				
Heinz History Center	\$5,000	Yes - Educational	No	Yes
The grant was used to support the History Center's exhibitions, films, performances, programs for children and adults, ever-expanding collection of artifacts and archival materials, library and archival reference services and publications				

The Stuckeman Foundation - 2010 Expenditure Report

Grantee	Grant Amount	Was the grant used for charitable, religious, scientific, literary or educational purposes?	Was any portion of the grant used for a prohibited purpose?	Was the grantee organized in accordance with IRS Sections 501(c)(3) and 509(a)(1) or (2)?
Interfaith Community Services	\$5,000	Yes - Charitable	No	Yes
		The grant was instrumental in funding the critical expenses required to serve thousands of individuals and hundreds of families within a single month with emergency food and kitchen service		
Juvenile Diabetes Research Foundation	\$1,000	Yes - Scientific	No	Yes
		The grant was applied towards raising money for a cure for diabetes and promoting understanding of diabetes and its effect on families		
Leadership Institute	\$4,000	Yes - Educational	No	Yes
		The grant allowed the Leadership Institute to continue presenting seminars and workshops designed to teach students how to win and to obtain positions of influence in public policy		
National Aviary	\$5,000	Yes - Educational	No	Yes
		The grant was allocated to salaries of National Aviary animal care, education and training staffs to further the mission of caring for more than 600 birds of 200 species, all with specialized diets, health requirements and behavioral needs		
Nature Conservancy of Wisconsin	\$1,000	Yes - Educational	No	Yes
		The grant enabled the organization to continue its efforts to acquire, manage and improve natural habitats in Wisconsin by purchasing land and creating nature preserves that are open to the public for vacation, research and education		
Northland Public Library	\$2,000	Yes - Literary and Educational	No	Yes
		The grant was used to restore funding to the organization's books and materials budget, permitting the purchase of more titles and copies. Such budget had previously been cut by 38%.		
Pittsburgh Cultural Trust	\$4,000	Yes - Charitable & Literary	No	Yes
		The grant was used by the Pittsburgh Cultural Trust to support the association's internationally-recognized theaters, urban parks and public spaces, critical educational programs, acclaimed performance series and art exhibitions		

The Stuckeman Foundation - 2010 Expenditure Report

Was the grantee organized in accordance with IRS Sections 501(c)(3) and 509(a)(1) or (2)?

Was any portion of the grant used for a prohibited purpose?

Was the grant used for charitable, religious, scientific, literary or educational purposes?

Grant Amount

Grantee

Grantee	Grant Amount	Was the grant used for charitable, religious, scientific, literary or educational purposes?	Was any portion of the grant used for a prohibited purpose?	Was the grantee organized in accordance with IRS Sections 501(c)(3) and 509(a)(1) or (2)?
Pittsburgh Zoo & PPG Aquarium	\$3,000	Yes - Educational	No	Yes
The grant was used to fund, in part, activities related to the zoo's four mission prongs: educating visitors, conserving threatened and endangered species, research, and family entertainment.				
Racine Art Museum	\$2,000	Yes - Educational	No	Yes
The grant was applied toward the museum's growing education and outreach programs, consisting of studio art courses and school outreach tours and activities available to all local K-12 students.				
Racine Health Care Network, Inc	\$2,000	Yes - Charitable	No	Yes
The grant was used to provide free and low-cost health care to residents of Racine County, Wisconsin who have no health insurance and limited income.				
Racine Literacy Council	\$2,000	Yes - Educational	No	Yes
The grant was used to fund the council's general operating expenses, allowing it to continue to provide adult literacy programs in Racine County and to bring awareness to the community about the importance and impact of literacy.				
Racine Public Library	\$4,000	Yes - Educational	No	Yes
The grant was used in furtherance of the library's mission to enhance the community of Racine's quality of life by providing quality information and to purchase eight computers for the library's computer instruction lab.				
Racine Symphony Orchestra	\$5,000	Yes - Charitable & Educational	No	Yes
The grant was applied towards the orchestra's general operating expenses and added to the financial stability of the organization, allowing it to achieve its mission to preserve musical heritage by entertaining, educating and enriching audiences and musicians in the community.				
Racine Theatre Guild	\$2,000	Yes - Educational	No	Yes
The grant allowed the theatre guild to continue offering a variety of dramatic arts and entertainment to area residents at affordable prices.				

The Stuckeman Foundation - 2010 Expenditure Report

Was the grantee organized in accordance with
IRS Sections 501(c)(3) and 509(a)(1) or (2)?

Was any portion of the grant
used for a prohibited purpose?

Was the grant used for charitable, religious,
scientific, literary or educational purposes?

Yes

No

Yes - Educational

Racine Zoological Society

The grant was used for partial funding of a third grade curriculum program with the Racine Unified School District called Wildlife Explorers. The goal of the program is to educate students on different habitats and the animals that live within them.

St John Neumann

\$5,000

Yes - Religious

No

Yes

The grant was applied towards the church's mission for it and its parishioners to act in word, sacrament, witness and service toward all in gratitude towards God through Jesus Christ

The Salvation Army - Sierra
 del Mar Division

\$3,000

Yes - Charitable

No

Yes

The grant was used in furtherance of the organization's mission of improving the lives of the most disadvantaged residents in the community through assisting single moms unable to pay their utility bills, unemployed dads, the hungry and those struggling with substance abuse

The Salvation Army - Western
 Pennsylvania Division

\$3,000

Yes - Charitable

No

Yes

The grant was directed towards the Family Caring Center for use in sheltering homeless families who might otherwise be forced to spend their nights on the streets

The Second Mile

\$1,000

Yes - Charitable

No

Yes

The grant was used to support the 2011 Second Mile Challenge Program, which is a week-long camp free of charge to children whose lives need special attention

Serving People in Need
 (SPIN)

\$2,000

Yes - Charitable

No

Yes

The organization applied the funds to provide rental assistance to six families who are enrolled in the housing program due to job loss or reduced employment

Spring Branch Education
 Foundation

\$5,000

Yes - Educational

No

Yes

The grant was applied to enhance the quality of the education for every student in the Spring Branch Independent School District by providing grants to programs such as art education, best practices for innovative teaching, mentoring programs and scholarships.

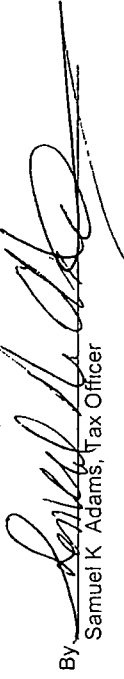
The Stuckeman Foundation - 2010 Expenditure Report

<u>Grantee</u>	<u>Grant Amount</u>	<u>Was the grant used for charitable, religious, scientific, literary or educational purposes?</u>	<u>Was any portion of the grant used for a prohibited purpose?</u>	<u>Was the grantee organized in accordance with IRS Sections 501(c)(3) and 509(a)(1) or (2)?</u>
Texas Children's Hospital	\$2,000	Yes - Scientific	No	Yes
The grant was added to the organization's comprehensive Heal Sick Children Campaign to raise \$400 million to help grow Texas Children's facilities, advance its research capabilities and expand its outreach and patient care programs				
Trinity United Methodist Church	\$5,000	Yes - Religious	No	Yes
The grant was applied in furtherance of the church's mission to propel a community of Christians to reach out, look within and find a way with God				
United Way of Allegheny County	\$2,000	Yes - Charitable	No	Yes
The grant was deposited into the United Way of Allegheny County's Impact Fund for use in helping teens/young adults succeed, reducing risk factors for young children, assisting financially struggling adults and families, and supporting vulnerable senior and adults				
University of California San Diego Medical Center	\$4,000	Yes - Scientific	No	Yes
The grant assisted the medical center in its pursuit of excellence in education, research, patient care, infant special care and outreach through faculty recruitment and retention and student scholarship support				
World Affairs Council of Pittsburgh	\$1,000	Yes - Educational	No	Yes
The grant was used for programming geared towards creating a greater global mindedness and understanding of world affairs within secondary schools throughout the Pittsburgh region				
WQED Pittsburgh	\$2,000	Yes - Educational	No	Yes
The grant was used to help support the operations of WQED Pittsburgh, allowing it to provide high quality television, radio and print enrichment to the citizens of southwestern Pennsylvania, eastern Ohio, northern West Virginia and western Maryland				
YMCA of Escondido	\$2,000	Yes - Charitable	No	Yes
The grant was applied to the organization's Current Support Campaign, enabling it to give financial assistance to families in need so that they may participate in programs such as childcare, sports, leadership development and other programs				

The Stuckeman Foundation - 2010 Expenditure Report

Grantee	Grant Amount	Was the grant used for charitable, religious, scientific, literary or educational purposes?	Was any portion of the grant used for a prohibited purpose?	Was the grantee organized in accordance with IRS Sections 501(c)(3) and 509(a)(1) or (2)?
YMCA of Racine	\$4,000	Yes - Charitable	No	Yes
The grant was used to help fund quality programs and services for hundreds of area youths, adults and families regardless of their ability to pay.				
Young America's Foundation	\$2,000	Yes - Educational	No	Yes
The grant allowed the Young America's Foundation to pursue its mission of ensuring that an increasing number of young Americans understand and are inspired by the ideas of individual freedom, a strong national defense, traditional values and free enterprise				
Young Life	\$2,000	Yes - Religious	No	Yes
The grant was applied toward the hiring of an East Hills Area Director to further Young Life's mission of educating children and adolescents about their self-worth and the good news of Jesus Christ				
Total Grants	\$172,000			

Smithfield Trust Company, Co-Trustee of The Stuckeman Foundation

By 
Samuel K. Adams, Tax Officer

The Buckeman Foundation - Rockwell Funds
Balance Sheet
 As of December 31, 2010

	Jan 1, 11
ASSETS	
Current Assets	
Other Current Assets	
Cash Equivalents	908,241 07
Common Stock	1,230,461 99
Foreign Equities	174,659 80
FMV Adjustment to Investments	196,268 21
Total Other Current Assets	2,509,631 07
Total Current Assets	2,509,631 07
TOTAL ASSETS	2,509,631.07
LIABILITIES & EQUITY	
Equity	
Principal	2,313,362 86
Net Unrealized Gain/(Loss)	196,268 21
Total Equity	2,509,631 07
TOTAL LIABILITIES & EQUITY	2,509,631 07

The Buckeman Foundation - Rockwell Funds
Profit & Loss
 January through December 2010


	Jan - Dec 10
Ordinary Income/Expense	
Expense	
Charitable Grants	172,000 00
Total Expense	172,000 00
Net Ordinary Income	-172,000 00
Other Income/Expense	
Other Income	
Investment Income	
Dividends	96,775 85
Gain/Loss on Security Sales	
Long Term	-136,366 94
Total Gain/Loss on Security Sales	-136,366 94
Total Investment Income	-39,591 09
Total Other Income	-39,591 09
Other Expense	
Trustee Fees	12,404 69
Total Other Expense	12,404 69
Net Other Income	-51,995 78
Net Income	-223,995.78

**UNANIMOUS WRITTEN CONSENT
OF THE
BOARD OF DIRECTORS
OF
SMITHFIELD TRUST COMPANY**


The undersigned, being all of the directors of Smithfield Trust Company (the "Corporation"), a Pennsylvania corporation, acting pursuant to the Banking Code of 1965 and the Pennsylvania Business Corporation Law, hereby waive any call or notice requirements, consent in writing to the adoption of, and do hereby adopt the following resolution as though adopted at a duly noticed and called meeting of the Board of Directors ("Directors") on May 18, 2011;


IT IS HEREBY RESOLVED, that either Douglas W. Sherratt, William H. Morrow, Mark E. McDonel, Robert Y. Kopf, Jr., Susan M. Restano, James A. Zern, Thomas R. Kopf, Samuel K. Adams and Mariá Elba León has, on behalf of Smithfield Trust Company, the full power to execute any and all instruments of transfer pertaining to any marketable securities. Such instruments of transfer shall include, but shall not be limited to, stock powers, bond powers and assignments. The foregoing persons shall also have the power to guarantee signatures on all such instruments of transfer, and any third parties may rely on such guarantees. Furthermore the foregoing persons shall have the authority to open and/or close any type of brokerage account, investment account, or similar entity, and to authorize securities transactions of any type, including or involving by way of example, but not limited to, short sales, puts, calls, derivatives and futures or option contracts of any kind, whether for stocks, bonds, commodities, or any financial instrument of any kind. In addition these persons shall have the authority to open, close or transfer all types of commercial banking accounts including demand deposit accounts, savings accounts, certificates of deposit, repurchase agreements, or any other account at any financial institution whether acting in a fiduciary capacity or on behalf of their corporate entity.

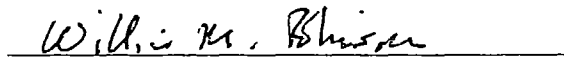
IN WITNESS WHEREOF, the undersigned have executed this Unanimous Written Consent of the Board of Directors as of the date first above written.

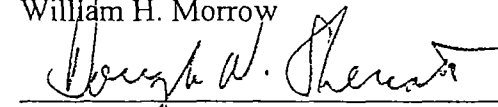

G. Watts Humphrey, Jr.



Mark E. McDonel



Mary M. Unkovic

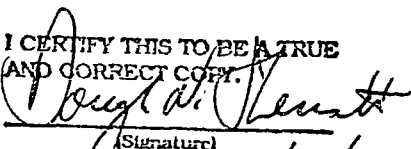

William H. Morrow


William M. Robinson


Douglas W. Sherratt


Robert Y. Kopf, Jr.


James A. Zern

I CERTIFY THIS TO BE A TRUE
(AND CORRECT COPY.)

(Signature)
6/30/11

Application for Extension of Time To File an Exempt Organization Return

▶ **File a separate application for each return.**

- ▶ If you are filing for an **Automatic 3-Month Extension**, complete only **Part I** and check this box
- ▶ If you are filing for an **Additional (Not Automatic) 3-Month Extension**, complete only **Part II** (on page 2 of this form)

Do not complete Part II unless you have already been granted an automatic 3 month extension on a previously filed Form 8868

Electronic filing (e-file). You can electronically file Form 8868 if you need a 3 month automatic extension of time to file (6 months for a corporation required to file Form 990-T), or an additional (not automatic) 3 month extension of time. You can electronically file Form 8868 to request an extension of time to file any of the forms listed in Part I or Part II with the exception of Form 8870, Information Return for Transfers Associated With Certain Personal Benefit Contracts, which must be sent to the IRS in paper format (see instructions). For more details on the electronic filing of this form, visit www.irs.gov/efile and click on *e-file for Charities & Nonprofits*

Part I Automatic 3-Month Extension of Time. Only submit original (no copies needed)

A corporation required to file Form 990-T and requesting an automatic 6-month extension - check this box and complete

Part I only

All other corporations (including 1120-C filers), partnerships, REMICs, and trusts must use Form 7004 to request an extension of time to file income tax returns.

Type or print	Name of exempt organization ROCKWELL FOUNDATION	Employer identification number 25-6035975
File by the due date for filing your return. See instructions	Number, street, and room or suite no. If a P O box, see instructions C/O PNC BANK, CO-TRUSTEE, 620 LIBERTY AVE, NO. 10THFL	
	City, town or post office, state, and ZIP code. For a foreign address, see instructions PITTSBURGH, PA 15222-2705	

Enter the Return code for the return that this application is for (file a separate application for each return) 0 4

Application Is For	Return Code	Application Is For	Return Code
Form 990	01	Form 990-T (corporation)	07
Form 990-BL	02	Form 1041-A	08
Form 990-EZ	03	Form 4720	09
Form 990-PF	04	Form 5227	10
Form 990-T (sec. 401(a) or 408(a) trust)	05	Form 6069	11
Form 990-T (trust other than above)	06	Form 8870	12

PNC BANK N.A. - 620 LIBERTY AVENUE 10TH FLOOR -

- ▶ The books are in the care of ▶ **PITTSBURGH, PA 15222-2705**
 Telephone No ▶ **412-762-3787** FAX No ▶ _____
- ▶ If the organization does not have an office or place of business in the United States, check this box
- ▶ If this is for a Group Return, enter the organization's four digit Group Exemption Number (GEN) _____ If this is for the whole group, check this box If it is for part of the group, check this box and attach a list with the names and EINs of all members the extension is for

1 I request an automatic 3-month (6 months for a corporation required to file Form 990-T) extension of time until **AUGUST 15, 2011**, to file the exempt organization return for the organization named above. The extension is for the organization's return for
 ▶ calendar year **2010** or
 ▶ tax year beginning _____, and ending _____.

2 If the tax year entered in line 1 is for less than 12 months, check reason Initial return Final return
 Change in accounting period

3a If this application is for Form 990-BL, 990-PF, 990-T, 4720, or 6069, enter the tentative tax, less any nonrefundable credits. See instructions	3a	\$	7,710.
b If this application is for Form 990-PF, 990-T, 4720, or 6069, enter any refundable credits and estimated tax payments made. Include any prior year overpayment allowed as a credit	3b	\$	7,607.
c Balance due. Subtract line 3b from line 3a. Include your payment with this form, if required, by using EFTPS (Electronic Federal Tax Payment System). See instructions	3c	\$	103.

Caution. If you are going to make an electronic fund withdrawal with this Form 8868, see Form 8453 EO and Form 8879-EO for payment instructions.

LHA For Paperwork Reduction Act Notice, see Instructions.