



See a Social Security Number? Say Something!  
Report Privacy Problems to <https://public.resource.org/privacy>  
Or call the IRS Identity Theft Hotline at 1-800-908-4490



Form 990-PF

Return of Private Foundation  
or Section 4947(a)(1) Nonexempt Charitable Trust  
Treated as a Private Foundation

OMB No 1545-0052

2010

Department of the Treasury  
Internal Revenue Service

Note. The foundation may be able to use a copy of this return to satisfy state reporting requirements

For calendar year 2010, or tax year beginning 01-01-2010 , and ending 12-31-2010

G Check all that apply

☐ Initial return

☐ Initial return of a former public charity

☐ Final return

☐ Amended return

☐ Address change

☐ Name change

Name of foundation  
The Brunckhorst Foundation

Number and street (or P O box number if mail is not delivered to street address)  
24 Rock Street

Room/suite

City or town, state, and ZIP code  
Brooklyn, NY 11206

A Employer identification number  
23-7000850

B Telephone number (see page 10 of the instructions)  
(516) 496-9195

C If exemption application is pending, check here ☐

D 1. Foreign organizations, check here ☐

2. Foreign organizations meeting the 85% test, check here and attach computation ☐

E If private foundation status was terminated under section 507(b)(1)(A), check here ☐

F If the foundation is in a 60-month termination under section 507(b)(1)(B), check here ☐

H Check type of organization

☒ Section 501(c)(3) exempt private foundation

☐ Section 4947(a)(1) nonexempt charitable trust

☐ Other taxable private foundation

I Fair market value of all assets at end of year (from Part II, col. (c), line 16)☐\$ 64,497,264





J Accounting method ☒ Cash ☐ Accrual ☐ Other (specify) ☐   
(Part I, column (d) must be on cash basis.)

Part I Analysis of Revenue and Expenses <small>(The total of amounts in columns (b), (c), and (d) may not necessarily equal the amounts in column (a) (see page 11 of the instructions) )</small>		(a) Revenue and expenses per books	(b) Net investment income	(c) Adjusted net income	(d) Disbursements for charitable purposes (cash basis only)
Revenue	1 Contributions, gifts, grants, etc , received (attach schedule)	3,000,017			
	2 Check <input type="checkbox"/> if the foundation is <b>not</b> required to attach Sch B				
	3 Interest on savings and temporary cash investments				
	4 Dividends and interest from securities. . . . .	3,107,638	3,107,638		
	5a Gross rents . . . . .				
	b Net rental income or (loss) _____				
	6a Net gain or (loss) from sale of assets not on line 10	301,702			
	b Gross sales price for all assets on line 6a <u>19,547,935</u>				
	7 Capital gain net income (from Part IV , line 2) . . . .		301,702		
	8 Net short-term capital gain . . . . .				
	9 Income modifications . . . . .				
	10a Gross sales less returns and allowances				
Operating and Administrative Expenses	b Less Cost of goods sold . . . . .				
	c Gross profit or (loss) (attach schedule) . . . . .				
	11 Other income (attach schedule) . . . . .				
	12 <b>Total.</b> Add lines 1 through 11 . . . . .	6,409,357	3,409,340		
	13 Compensation of officers, directors, trustees, etc				
	14 Other employee salaries and wages . . . . .				
	15 Pension plans, employee benefits . . . . .				
	16a Legal fees (attach schedule) . . . . .				
	b Accounting fees (attach schedule) . . . . .				
	c Other professional fees (attach schedule) . . . . .				
	17 Interest . . . . .				
	18 Taxes (attach schedule) (see page 14 of the instructions)	34,091			
	19 Depreciation (attach schedule) and depletion . . .	0			
	20 Occupancy . . . . .				
	21 Travel, conferences, and meetings . . . . .				
	22 Printing and publications . . . . .				
	23 Other expenses (attach schedule) . . . . .	1,836	211		1,625
	24 <b>Total operating and administrative expenses.</b>				
	Add lines 13 through 23 . . . . .	35,927	211		1,625
	25 Contributions, gifts, grants paid . . . . .	3,260,000			3,260,000
	26 <b>Total expenses and disbursements.</b> Add lines 24 and 25	3,295,927	211		3,261,625
	27 Subtract line 26 from line 12				
	a <b>Excess of revenue over expenses and disbursements</b>	3,113,430			
	b <b>Net investment income</b> (if negative, enter -0-)		3,409,129		
	c <b>Adjusted net income</b> (if negative, enter -0-)				

Part II

Balance Sheets

Attached schedules and amounts in the description column should be for end-of-year amounts only (See instructions)

		30,125	28,398	28,398	
Assets	1	Cash—non-interest-bearing . . . . .			
	2	Savings and temporary cash investments . . . . .	1,226,689	267,760	267,760
	3	Accounts receivable ▶ _____ Less allowance for doubtful accounts ▶ _____			
	4	Pledges receivable ▶ _____ Less allowance for doubtful accounts ▶ _____			
	5	Grants receivable . . . . .			
	6	Receivables due from officers, directors, trustees, and other disqualified persons (attach schedule) (see page 15 of the instructions) . . . . .			
	7	Other notes and loans receivable (attach schedule) ▶ _____ Less allowance for doubtful accounts ▶ _____			
	8	Inventories for sale or use . . . . .			
	9	Prepaid expenses and deferred charges . . . . .	82,819	48,728	48,728
	10a	Investments—U S and state government obligations (attach schedule)		1,221,070	1,245,156
	b	Investments—corporate stock (attach schedule) . . . . .	4,353,478 	7,230,029	7,366,227
	c	Investments—corporate bonds (attach schedule). . . . .	53,151,227 	50,689,843	52,893,413
	11	Investments—land, buildings, and equipment basis ▶ _____ Less accumulated depreciation (attach schedule) ▶ _____			
	12	Investments—mortgage loans . . . . .			
	13	Investments—other (attach schedule) . . . . .	85,000 	2,556,940	2,647,582
	14	Land, buildings, and equipment basis ▶ _____ Less accumulated depreciation (attach schedule) ▶ _____			
15	Other assets (describe ▶ _____)				
16	<b>Total assets</b> (to be completed by all filers—see the instructions Also, see page 1, item I)	58,929,338	62,042,768	64,497,264	
Liabilities	17	Accounts payable and accrued expenses . . . . .			
	18	Grants payable . . . . .			
	19	Deferred revenue . . . . .			
	20	Loans from officers, directors, trustees, and other disqualified persons			
	21	Mortgages and other notes payable (attach schedule) . . . . .			
	22	Other liabilities (describe ▶ _____)			
	23	<b>Total liabilities</b> (add lines 17 through 22) . . . . .		0	
	Net Assets or Fund Balances	<b>Foundations that follow SFAS 117, check here ▶ <input type="checkbox"/></b> <b>and complete lines 24 through 26 and lines 30 and 31.</b>			
24		Unrestricted . . . . .			
25		Temporarily restricted . . . . .			
26		Permanently restricted . . . . .			
<b>Foundations that do not follow SFAS 117, check here ▶ <input checked="" type="checkbox"/></b> <b>and complete lines 27 through 31.</b>					
27		Capital stock, trust principal, or current funds . . . . .	58,929,338	62,042,768	
28		Paid-in or capital surplus, or land, bldg , and equipment fund			
29		Retained earnings, accumulated income, endowment, or other funds			
30		<b>Total net assets or fund balances</b> (see page 17 of the instructions) . . . . .	58,929,338	62,042,768	
31		<b>Total liabilities and net assets/fund balances</b> (see page 17 of the instructions) . . . . .	58,929,338	62,042,768	

Part III

Analysis of Changes in Net Assets or Fund Balances

1	Total net assets or fund balances at beginning of year—Part II, column (a), line 30 (must agree with end-of-year figure reported on prior year’s return) . . . . .	1	58,929,338
2	Enter amount from Part I, line 27a . . . . .	2	3,113,430
3	Other increases not included in line 2 (itemize) ▶ _____	3	
4	Add lines 1, 2, and 3 . . . . .	4	62,042,768
5	Decreases not included in line 2 (itemize) ▶ _____	5	
6	Total net assets or fund balances at end of year (line 4 minus line 5)—Part II, column (b), line 30 . . . . .	6	62,042,768

Part IV Capital Gains and Losses for Tax on Investment Income

(a) List and describe the kind(s) of property sold (e g , real estate, 2-story brick warehouse, or common stock, 200 shs MLC Co )		(b) How acquired P—Purchase D—Donation	(c) Date acquired (mo , day, yr )	(d) Date sold (mo , day, yr )
1a	See Additional Data Table			
b				
c				
d				
e				
(e) Gross sales price		(f) Depreciation allowed (or allowable)	(g) Cost or other basis plus expense of sale	(h) Gain or (loss) (e) plus (f) minus (g)
a	See Additional Data Table			
b				
c				
d				
e				
Complete only for assets showing gain in column (h) and owned by the foundation on 12/31/69			(I) Gains (Col (h) gain minus col (k), but not less than -0-) or Losses (from col (h))	
(i) F M V as of 12/31/69		(j) Adjusted basis as of 12/31/69	(k) Excess of col (i) over col (j), if any	
a	See Additional Data Table			
b				
c				
d				
e				
2	Capital gain net income or (net capital loss)		2	301,702
{ If gain, also enter in Part I, line 7 If (loss), enter -0- in Part I, line 7 }				
3	Net short-term capital gain or (loss) as defined in sections 1222(5) and (6)		3	165,988
{ If gain, also enter in Part I, line 8, column (c) (see pages 13 and 17 of the instructions) If (loss), enter -0- in Part I, line 8 . . . . . }				

Part V Qualification Under Section 4940(e) for Reduced Tax on Net Investment Income

(For optional use by domestic private foundations subject to the section 4940(a) tax on net investment income )

If section 4940(d)(2) applies, leave this part blank

Was the foundation liable for the section 4942 tax on the distributable amount of any year in the base period? ☐ Yes ☒ No

If "Yes," the foundation does not qualify under section 4940(e) Do not complete this part

1 Enter the appropriate amount in each column for each year, see page 18 of the instructions before making any entries				
(a) Base period years Calendar year (or tax year beginning in)	(b) Adjusted qualifying distributions	(c) Net value of noncharitable-use assets	(d) Distribution ratio (col (b) divided by col (c))	
2009	2,830,998	57,498,821	0 04924	
2008	2,801,000	55,261,303	0 05069	
2007	2,425,750	47,999,745	0 05054	
2006	2,000,750	42,162,635	0 04745	
2005	1,370,848	33,905,236	0 04043	
2	Total of line 1, column (d). . . . .		2	0 23834
3	Average distribution ratio for the 5-year base period—divide the total on line 2 by 5, or by the number of years the foundation has been in existence if less than 5 years . . . .		3	0 04767
4	Enter the net value of noncharitable-use assets for 2010 from Part X, line 5. . . . .		4	61,439,803
5	Multiply line 4 by line 3. . . . .		5	2,928,774
6	Enter 1% of net investment income (1% of Part I, line 27b). . . . .		6	34,091
7	Add lines 5 and 6. . . . .		7	2,962,865
8	Enter qualifying distributions from Part XII, line 4. . . . .		8	3,261,625
If line 8 is equal to or greater than line 7, check the box in Part VI, line 1b, and complete that part using a 1% tax rate See the Part VI instructions on page 18				

Part VIExcise Tax Based on Investment Income (Section 4940(a), 4940(b), 4940(e), or 4948—see page 18 of the instructions)			
1aExempt operating foundations described in section 4940(d)(2), check here <input type="checkbox"/> and enter "N/A" on line 1 Date of ruling or determination letter _____ (attach copy of letter if necessary—see instructions)			
bDomestic foundations that meet the section 4940(e) requirements in Part V, check here <input checked="" type="checkbox"/> and enter 1% of Part I, line 27b . . . . .		1	34,091
cAll other domestic foundations enter 2% of line 27b Exempt foreign organizations enter 4% of Part I, line 12, col (b)			
2Tax under section 511 (domestic section 4947(a)(1) trusts and taxable foundations only Others enter -0-)		2	
3Add lines 1 and 2. . . . .		3	34,091
4Subtitle A (income) tax (domestic section 4947(a)(1) trusts and taxable foundations only Others enter -0-)		4	
5Tax based on investment income. Subtract line 4 from line 3 If zero or less, enter -0- . . . . .		5	34,091
6Credits/Payments			
a	2010 estimated tax payments and 2009 overpayment credited to 2010	6a	82,819
b	Exempt foreign organizations—tax withheld at source . . . . .	6b	
c	Tax paid with application for extension of time to file (Form 8868)	6c	
d	Backup withholding erroneously withheld . . . . .	6d	
7Total credits and payments Add lines 6a through 6d. . . . .		7	82,819
8Enter any penalty for underpayment of estimated tax Check here <input type="checkbox"/> if Form 2220 is attached		8	
9Tax due. If the total of lines 5 and 8 is more than line 7, enter amount owed . . . . .		9	
10Overpayment. If line 7 is more than the total of lines 5 and 8, enter the amount overpaid. . . . .		10	48,728
11Enter the amount of line 10 to be Credited to 2011 estimated tax 48,728 Refunded		11	

Part VII-AStatements Regarding Activities				
1aDuring the tax year, did the foundation attempt to influence any national, state, or local legislation or did it participate or intervene in any political campaign? . . . . .			Yes	No
bDid it spend more than \$100 during the year (either directly or indirectly) for political purposes (see page 19 of the instructions for definition)? . . . . . If the answer is "Yes" to 1a or 1b, attach a detailed description of the activities and copies of any materials published or distributed by the foundation in connection with the activities.		1a		No
cDid the foundation file Form 1120-POL for this year?. . . . .		1b		No
dEnter the amount (if any) of tax on political expenditures (section 4955) imposed during the year (1) On the foundation \$ (2) On foundation managers \$		1c		No
eEnter the reimbursement (if any) paid by the foundation during the year for political expenditure tax imposed on foundation managers \$				
2Has the foundation engaged in any activities that have not previously been reported to the IRS? . . . . . If "Yes," attach a detailed description of the activities.		2		No
3Has the foundation made any changes, not previously reported to the IRS, in its governing instrument, articles of incorporation, or bylaws, or other similar instruments? If "Yes," attach a conformed copy of the changes . . . . .		3		No
4aDid the foundation have unrelated business gross income of \$1,000 or more during the year?. . . . .		4a		No
bIf "Yes," has it filed a tax return on Form 990-T for this year?. . . . .		4b		No
5Was there a liquidation, termination, dissolution, or substantial contraction during the year? . . . . . If "Yes," attach the statement required by General Instruction T.		5		No
6Are the requirements of section 508(e) (relating to sections 4941 through 4945) satisfied either • By language in the governing instrument, or • By state legislation that effectively amends the governing instrument so that no mandatory directions that conflict with the state law remain in the governing instrument? . . . . .		6	Yes	
7Did the foundation have at least \$5,000 in assets at any time during the year? If "Yes," complete Part II, col (c), and Part XV		7	Yes	
8aEnter the states to which the foundation reports or with which it is registered (see page 19 of the instructions) NY				
bIf the answer is "Yes" to line 7, has the foundation furnished a copy of Form 990-PF to the Attorney General (or designate) of each state as required by General Instruction G? If "No," attach explanation .		8b	Yes	
9Is the foundation claiming status as a private operating foundation within the meaning of section 4942(j)(3) or 4942(j)(5) for calendar year 2010 or the taxable year beginning in 2010 (see instructions for Part XIV on page 27)? If "Yes," complete Part XIV . . . . .		9		No
10Did any persons become substantial contributors during the tax year? If "Yes," attach a schedule listing their names and addresses		10		No

Part VII-A

Statements Regarding Activities *(continued)*

11	At any time during the year, did the foundation, directly or indirectly, own a controlled entity within the meaning of section 512(b)(13)? If "Yes," attach schedule (see page 20 of the instructions).	11		No
12	Did the foundation acquire a direct or indirect interest in any applicable insurance contract before August 17, 2008?	12		No
13	Did the foundation comply with the public inspection requirements for its annual returns and exemption application? Website address N/A	13	Yes	
14	The books are in care of Richard Kandel Telephone no (516) 496-9195 Located at 6800 Jericho Turnpike-Suite 206E Syosset NY ZIP+4 11791			
15	Section 4947(a)(1) nonexempt charitable trusts filing Form 990-PF in lieu of Form 1041 —Check here and enter the amount of tax-exempt interest received or accrued during the year.		15	
16	At any time during calendar year 2010, did the foundation have an interest in or a signature or other authority over a bank, securities, or other financial account in a foreign country?	16		No
See page 20 of the instructions for exceptions and filing requirements for Form TD F 90-22.1 If "Yes", enter the name of the foreign country.				

Part VII-B

Statements Regarding Activities for Which Form 4720 May Be Required

File Form 4720 if any item is checked in the "Yes" column, unless an exception applies.			Yes	No
1a	During the year did the foundation (either directly or indirectly) (1) Engage in the sale or exchange, or leasing of property with a disqualified person? (2) Borrow money from, lend money to, or otherwise extend credit to (or accept it from) a disqualified person? (3) Furnish goods, services, or facilities to (or accept them from) a disqualified person? (4) Pay compensation to, or pay or reimburse the expenses of, a disqualified person? (5) Transfer any income or assets to a disqualified person (or make any of either available for the benefit or use of a disqualified person)? (6) Agree to pay money or property to a government official? (Exception. Check "No" if the foundation agreed to make a grant to or to employ the official for a period after termination of government service, if terminating within 90 days ).			
b	If any answer is "Yes" to 1a(1)–(6), did any of the acts fail to qualify under the exceptions described in Regulations section 53.4941(d)-3 or in a current notice regarding disaster assistance (see page 20 of the instructions)? Organizations relying on a current notice regarding disaster assistance check here.	1b		No
c	Did the foundation engage in a prior year in any of the acts described in 1a, other than excepted acts, that were not corrected before the first day of the tax year beginning in 2010?	1c		No
2	Taxes on failure to distribute income (section 4942) (does not apply for years the foundation was a private operating foundation defined in section 4942(j)(3) or 4942(j)(5))			
a	At the end of tax year 2010, did the foundation have any undistributed income (lines 6d and 6e, Part XIII) for tax year(s) beginning before 2010? If "Yes," list the years 20 , 20 , 20 , 20			
b	Are there any years listed in 2a for which the foundation is not applying the provisions of section 4942(a)(2) (relating to incorrect valuation of assets) to the year's undistributed income? (If applying section 4942(a)(2) to all years listed, answer "No" and attach statement—see page 20 of the instructions ).	2b		No
c	If the provisions of section 4942(a)(2) are being applied to any of the years listed in 2a, list the years here 20 , 20 , 20 , 20			
3a	Did the foundation hold more than a 2% direct or indirect interest in any business enterprise at any time during the year?			
b	If "Yes," did it have excess business holdings in 2010 as a result of (1) any purchase by the foundation or disqualified persons after May 26, 1969, (2) the lapse of the 5-year period (or longer period approved by the Commissioner under section 4943(c)(7)) to dispose of holdings acquired by gift or bequest, or (3) the lapse of the 10-, 15-, or 20-year first phase holding period? (Use Schedule C, Form 4720, to determine if the foundation had excess business holdings in 2010.).	3b		No
4a	Did the foundation invest during the year any amount in a manner that would jeopardize its charitable purposes?	4a		No
b	Did the foundation make any investment in a prior year (but after December 31, 1969) that could jeopardize its charitable purpose that had not been removed from jeopardy before the first day of the tax year beginning in 2010?	4b		No

Part VII-B

Statements Regarding Activities for Which Form 4720 May Be Required (continued)

5a	During the year did the foundation pay or incur any amount to			
	(1) Carry on propaganda, or otherwise attempt to influence legislation (section 4945(e))?	<input type="checkbox"/> Yes	<input checked="" type="checkbox"/> No	
	(2) Influence the outcome of any specific public election (see section 4955), or to carry on, directly or indirectly, any voter registration drive?	<input type="checkbox"/> Yes	<input checked="" type="checkbox"/> No	
	(3) Provide a grant to an individual for travel, study, or other similar purposes?	<input type="checkbox"/> Yes	<input checked="" type="checkbox"/> No	
	(4) Provide a grant to an organization other than a charitable, etc , organization described in section 509(a)(1), (2), or (3), or section 4940(d)(2)? (see page 22 of the instructions).	<input type="checkbox"/> Yes	<input checked="" type="checkbox"/> No	
	(5) Provide for any purpose other than religious, charitable, scientific, literary, or educational purposes, or for the prevention of cruelty to children or animals?	<input type="checkbox"/> Yes	<input checked="" type="checkbox"/> No	
b	If any answer is "Yes" to 5a(1)–(5), did <b>any</b> of the transactions fail to qualify under the exceptions described in Regulations section 53.4945 or in a current notice regarding disaster assistance (see page 22 of the instructions)? Organizations relying on a current notice regarding disaster assistance check here.	5b		No
c	If the answer is "Yes" to question 5a(4), does the foundation claim exemption from the tax because it maintained expenditure responsibility for the grant? <i>If "Yes," attach the statement required by Regulations section 53.4945–5(d).</i>			
6a	Did the foundation, during the year, receive any funds, directly or indirectly, to pay premiums on a personal benefit contract?			
	b Did the foundation, during the year, pay premiums, directly or indirectly, on a personal benefit contract? <i>If "Yes" to 6b, file Form 8870.</i>	6b		No
7a	At any time during the tax year, was the foundation a party to a prohibited tax shelter transaction?			
	b If yes, did the foundation receive any proceeds or have any net income attributable to the transaction?	7b		No

Part VIII

Information About Officers, Directors, Trustees, Foundation Managers, Highly Paid Employees, and Contractors

1 List all officers, directors, trustees, foundation managers and their compensation (see page 22 of the instructions).				
(a) Name and address	(b) Title, and average hours per week devoted to position	(c) Compensation (If not paid, enter -0-)	(d) Contributions to employee benefit plans and deferred compensation	(e) Expense account, other allowances
Richard Todd Stravitz	Trustee	0		
301 West Drive Circle	0 00			
Richmond, VA 23229				
Barbara Brunckhorst	Trustee	0		
7960 Sanderling Road	10 00			
Sarasota, FL 34242				
Frank Brunckhorst III	Trustee	0		
1400 Ladue Lane	0 00			
Sarasota, FL 34231				
2 Compensation of five highest-paid employees (other than those included on line 1—see page 23 of the instructions). If none, enter "NONE."				
(a) Name and address of each employee paid more than \$50,000	(b) Title, and average hours per week devoted to position	(c) Compensation	(d) Contributions to employee benefit plans and deferred compensation	(e) Expense account, other allowances
NONE				
Total number of other employees paid over \$50,000.				

Part VIII

Information About Officers, Directors, Trustees, Foundation Managers, Highly Paid Employees, and Contractors (continued)

3 Five highest-paid independent contractors for professional services (see page 23 of the instructions). If none, enter "NONE".		
(a) Name and address of each person paid more than \$50,000	(b) Type of service	(c) Compensation
NONE		
Total number of others receiving over \$50,000 for professional services. . . . .		

Part IX-A

Summary of Direct Charitable Activities

List the foundation's four largest direct charitable activities during the tax year. Include relevant statistical information such as the number of organizations and other beneficiaries served, conferences convened, research papers produced, etc.	Expenses
1	
2	
3	
4	

Part IX-B

Summary of Program-Related Investments (see page 24 of the instructions)

Describe the two largest program-related investments made by the foundation during the tax year on lines 1 and 2	Amount
1	
2	
All other program-related investments. See page 24 of the instructions.	
3	
Total. Add lines 1 through 3. . . . .	



Part X

Minimum Investment Return (All domestic foundations must complete this part. Foreign foundations, see page 24 of the instructions.)

1	Fair market value of assets not used (or held for use) directly in carrying out charitable, etc , purposes		
a	Average monthly fair market value of securities. . . . .	1a	61,601,541
b	Average of monthly cash balances. . . . .	1b	773,894
c	Fair market value of all other assets (see page 24 of the instructions). . . . .	1c	0
d	Total (add lines 1a, b, and c). . . . .	1d	62,375,435
e	Reduction claimed for blockage or other factors reported on lines 1a and 1c (attach detailed explanation). . . . .	1e	0
2	Acquisition indebtedness applicable to line 1 assets. . . . .	2	
3	Subtract line 2 from line 1d. . . . .	3	62,375,435
4	Cash deemed held for charitable activities Enter 1 1/2% of line 3 (for greater amount, see page 25 of the instructions). . . . .	4	935,632
5	Net value of noncharitable-use assets. Subtract line 4 from line 3 Enter here and on Part V, line 4	5	61,439,803
6	Minimum investment return. Enter 5% of line 5. . . . .	6	3,071,990

Part XI

Distributable Amount (see page 25 of the instructions) (Section 4942(j)(3) and (j)(5) private operating foundations and certain foreign organizations check here ☒ and do not complete this part.)

1	Minimum investment return from Part X, line 6. . . . .	1	3,071,990
2a	Tax on investment income for 2010 from Part VI, line 5. . . . .	2a	34,091
b	Income tax for 2010 (This does not include the tax from Part VI ). . . . .	2b	
c	Add lines 2a and 2b. . . . .	2c	34,091
3	Distributable amount before adjustments Subtract line 2c from line 1. . . . .	3	3,037,899
4	Recoveries of amounts treated as qualifying distributions. . . . .	4	
5	Add lines 3 and 4. . . . .	5	3,037,899
6	Deduction from distributable amount (see page 25 of the instructions). . . . .	6	
7	Distributable amount as adjusted Subtract line 6 from line 5 Enter here and on Part XIII, line 1. . . . .	7	3,037,899

Part XII

Qualifying Distributions (see page 25 of the instructions)

1	Amounts paid (including administrative expenses) to accomplish charitable, etc , purposes		
a	Expenses, contributions, gifts, etc —total from Part I, column (d), line 26. . . . .	1a	3,261,625
b	Program-related investments—total from Part IX-B. . . . .	1b	
2	Amounts paid to acquire assets used (or held for use) directly in carrying out charitable, etc , purposes. . . . .	2	
3	Amounts set aside for specific charitable projects that satisfy the		
a	Suitability test (prior IRS approval required). . . . .	3a	
b	Cash distribution test (attach the required schedule). . . . .	3b	
4	Qualifying distributions. Add lines 1a through 3b Enter here and on Part V, line 8, and Part XIII, line 4	4	3,261,625
5	Foundations that qualify under section 4940(e) for the reduced rate of tax on net investment income Enter 1% of Part I, line 27b (see page 26 of the instructions). . . . .	5	34,091
6	Adjusted qualifying distributions. Subtract line 5 from line 4. . . . .	6	3,227,534
Note: The amount on line 6 will be used in Part V, column (b), in subsequent years when calculating whether the foundation qualifies for the section 4940(e) reduction of tax in those years			

Part XIII

Undistributed Income (see page 26 of the instructions)

	(a) Corpus	(b) Years prior to 2009	(c) 2009	(d) 2010
1	Distributable amount for 2010 from Part XI, line 7			
2	Undistributed income, if any, as of the end of 2010			
a	Enter amount for 2009 only. . . . .			
b	Total for prior years 20____, 20____, 20____			
3	Excess distributions carryover, if any, to 2010			
a	From 2005. . . . .			
b	From 2006. . . . .			
c	From 2007. . . . .			
d	From 2008. . . . .			
e	From 2009. . . . .			
f	Total of lines 3a through e. . . . .			
4	Qualifying distributions for 2010 from Part XII, line 4 ▶ \$ 3,261,625			
a	Applied to 2009, but not more than line 2a			
b	Applied to undistributed income of prior years (Election required—see page 26 of the instructions)			
c	Treated as distributions out of corpus (Election required—see page 26 of the instructions). . .			
d	Applied to 2010 distributable amount. . . . .			
e	Remaining amount distributed out of corpus			
5	Excess distributions carryover applied to 2010 (If an amount appears in column (d), the same amount must be shown in column (a).)			
6	Enter the net total of each column as indicated below:			
a	Corpus Add lines 3f, 4c, and 4e Subtract line 5			
b	Prior years' undistributed income Subtract line 4b from line 2b. . . . .			
c	Enter the amount of prior years' undistributed income for which a notice of deficiency has been issued, or on which the section 4942(a) tax has been previously assessed. . . . .			
d	Subtract line 6c from line 6b Taxable amount—see page 27 of the instructions. . .			
e	Undistributed income for 2009 Subtract line 4a from line 2a Taxable amount—see page 27 of the instructions. . . . .			
f	Undistributed income for 2010 Subtract lines 4d and 5 from line 1 This amount must be distributed in 2011. . . . .			
7	Amounts treated as distributions out of corpus to satisfy requirements imposed by section 170(b)(1)(F) or 4942(g)(3) (see page 27 of the instructions). . . . .			
8	Excess distributions carryover from 2005 not applied on line 5 or line 7 (see page 27 of the instructions). . . . .			
9	Excess distributions carryover to 2011. Subtract lines 7 and 8 from line 6a. . . . .			
10	Analysis of line 9			
a	Excess from 2006. . . . .			
b	Excess from 2007. . . . .			
c	Excess from 2008. . . . .			
d	Excess from 2009. . . . .			
e	Excess from 2010. . . . .			

Part XIV

Private Operating Foundations (see page 27 of the instructions and Part VII-A, question 9)

1a

If the foundation has received a ruling or determination letter that it is a private operating foundation, and the ruling is effective for 2010, enter the date of the ruling.

b

Check box to indicate whether the organization is a private operating foundation described in section 4942(j)(3) or 4942(j)(5)

☐ 4942(j)(3) or ☐ 4942(j)(5)

2a	Enter the lesser of the adjusted net income from Part I or the minimum investment return from Part X for each year listed . . . . .	Tax year	Prior 3 years			(e) Total
		(a) 2010	(b) 2009	(c) 2008	(d) 2007	
b	85% of line 2a . . . . .					
c	Qualifying distributions from Part XII, line 4 for each year listed . . . . .					
d	Amounts included in line 2c not used directly for active conduct of exempt activities . . . . .					
e	Qualifying distributions made directly for active conduct of exempt activities. Subtract line 2d from line 2c . . . . .					
3	Complete 3a, b, or c for the alternative test relied upon					
a	"Assets" alternative test—enter					
	(1) Value of all assets . . . . .					
	(2) Value of assets qualifying under section 4942(j)(3)(B)(i)					
b	"Endowment" alternative test— enter 2/3 of minimum investment return shown in Part X, line 6 for each year listed. . . . .					
c	"Support" alternative test—enter					
	(1) Total support other than gross investment income (interest, dividends, rents, payments on securities loans (section 512(a)(5)), or royalties) . . . . .					
	(2) Support from general public and 5 or more exempt organizations as provided in section 4942(j)(3)(B)(iii). . . . .					
	(3) Largest amount of support from an exempt organization					
	(4) Gross investment income					

Part XV

Supplementary Information (Complete this part only if the organization had \$5,000 or more in assets at any time during the year—see page 27 of the instructions.)

1

Information Regarding Foundation Managers:

a

List any managers of the foundation who have contributed more than 2% of the total contributions received by the foundation before the close of any tax year (but only if they have contributed more than \$5,000) (See section 507(d)(2) )

Barbara Brunckhorst

b

List any managers of the foundation who own 10% or more of the stock of a corporation (or an equally large portion of the ownership of a partnership or other entity) of which the foundation has a 10% or greater interest

2

Information Regarding Contribution, Grant, Gift, Loan, Scholarship, etc., Programs:

Check here ☒ if the foundation only makes contributions to preselected charitable organizations and does not accept unsolicited requests for funds. If the foundation makes gifts, grants, etc. (see page 28 of the instructions) to individuals or organizations under other conditions, complete items 2a, b, c, and d.

a

The name, address, and telephone number of the person to whom applications should be addressed

b

The form in which applications should be submitted and information and materials they should include

c

Any submission deadlines

d

Any restrictions or limitations on awards, such as by geographical areas, charitable fields, kinds of institutions, or other factors

Part XV

Supplementary Information (continued)

3 Grants and Contributions Paid During the Year or Approved for Future Payment

Recipient	If recipient is an individual, show any relationship to any foundation manager or substantial contributor	Foundation status of recipient	Purpose of grant or contribution	Amount
Name and address (home or business)				
a Paid during the year See Additional Data Table				
Total . . . . .			▶ 3a	3,260,000
b Approved for future payment				
Total . . . . .			▶ 3b	

Enter gross amounts unless otherwise indicated	Unrelated business income		Excluded by section 512, 513, or 514		(e) Related or exempt function income (See page 28 of the instructions )
	(a) Business code	(b) Amount	(c) Exclusion code	(d) Amount	
<b>1</b> Program service revenue					
<b>a</b> _____					
<b>b</b> _____					
<b>c</b> _____					
<b>d</b> _____					
<b>e</b> _____					
<b>f</b> _____					
<b>g</b> Fees and contracts from government agencies					
<b>2</b> Membership dues and assessments. . . . .					
<b>3</b> Interest on savings and temporary cash investments					
<b>4</b> Dividends and interest from securities. . . . .			14	3,107,638	
<b>5</b> Net rental income or (loss) from real estate					
<b>a</b> Debt-financed property. . . . .					
<b>b</b> Not debt-financed property. . . . .					
<b>6</b> Net rental income or (loss) from personal property					
<b>7</b> Other investment income. . . . .					
<b>8</b> Gain or (loss) from sales of assets other than inventory			18	301,702	
<b>9</b> Net income or (loss) from special events					
<b>10</b> Gross profit or (loss) from sales of inventory. . .					
<b>11</b> Other revenue <b>a</b> _____					
<b>b</b> _____					
<b>c</b> _____					
<b>d</b> _____					
<b>e</b> _____					
<b>12</b> Subtotal. Add columns (b), (d), and (e). . . . .				3,409,340	
<b>13 Total.</b> Add line 12, columns (b), (d), and (e). . . . .					3,409,340

[illegible]

Part XVII

Information Regarding Transfers To and Transactions and Relationships With Noncharitable Exempt Organizations

1

Did the organization directly or indirectly engage in any of the following with any other organization described in section 501(c) of the Code (other than section 501(c)(3) organizations) or in section 527, relating to political organizations?

a

Transfers from the reporting foundation to a noncharitable exempt organization of

1

Cash.

2

Other assets.

b

Other transactions

1

Sales of assets to a noncharitable exempt organization.

2

Purchases of assets from a noncharitable exempt organization.

3

Rental of facilities, equipment, or other assets.

4

Reimbursement arrangements.

5

Loans or loan guarantees.

6

Performance of services or membership or fundraising solicitations.

c

Sharing of facilities, equipment, mailing lists, other assets, or paid employees.

d

If the answer to any of the above is "Yes," complete the following schedule. Column (b) should always show the fair market value of the goods, other assets, or services given by the reporting foundation. If the foundation received less than fair market value in any transaction or sharing arrangement, show in column (d) the value of the goods, other assets, or services received.

Yes

No

(a) Line No	(b) Amount involved	(c) Name of noncharitable exempt organization	(d) Description of transfers, transactions, and sharing arrangements

2a

Is the foundation directly or indirectly affiliated with, or related to, one or more tax-exempt organizations described in section 501(c) of the Code (other than section 501(c)(3)) or in section 527?

Yes

No

b

If "Yes," complete the following schedule.

(a) Name of organization	(b) Type of organization	(c) Description of relationship
--------------------------	--------------------------	---------------------------------

Sign Here

Under penalties of perjury, I declare that I have examined this return, including accompanying schedules and statements, and to the best of my knowledge and belief, it is true, correct, and complete. Declaration of preparer (other than taxpayer or fiduciary) is based on all information of which preparer has any knowledge.

\*\*\*\*\*

2011-04-18

\*\*\*\*\*

Signature of officer or trustee

Date

Title

Paid Preparer's Use Only

Preparer's Signature

Richard Kandel

Date

Check if self-employed

PTIN

Firm's name

KANDEL & COMPANY

Firm's EIN

Firm's address

6800 Jericho Turnpike Suite 206E

Phone no.

Syosset, NY 11791

(516) 496-9195

Form 990-PF (2010)

Additional Data

Software ID: 10000105

Software Version: 2010v3.2

EIN: 23-7000850

Name: The Brunckhorst Foundation

Form 990PF Part IV - Capital Gains and Losses for Tax on Investment Income - Columns a - d

(a) List and describe the kind(s) of property sold (e g , real estate, 2-story brick warehouse, or common stock, 200 shs MLC Co )		(b) How acquired P—Purchase D—Donation	(c) Date acquired (mo , day, yr )	(d) Date sold (mo , day, yr )
A	500,000 WM Wrigley Notes-4 3%,7/15/10	P	2006-06-14	2010-07-15
B	500,000 Wells Fargo Notes-4 2%,1/15/10	P	2004-12-10	2010-01-15
C	250,000 Wal-Mart stores-4 75%,8/15/10	P	2006-05-19	2010-08-15
D	1,175,000 Wal-Mart Stores-4%,1/15/10	P	2005-12-29	2010-01-15
E	250,000 US Bancorp Notes-4 5%,7/29/10	P	2006-04-03	2010-07-29
F	1,255,000 Toyota Motor Credit-4 25%,3/15/10	P	2006-06-06	2010-03-15
G	170,000 National Rual Util Coop-5 7%,1/15/10	P	2007-08-29	2010-01-15
H	150,000 National City Bank-4 5%,3/15/10	P	2007-08-17	2010-03-15
I	350,000 Morgan Stanley-4 25%,5/15/10	P	2004-06-09	2010-05-15
J	475,000 Morgan Stanley-4%,1/15/10	P	2004-12-06	2010-01-15
K	400,000 Merrill Lynch-4 5%,11/4/10	P	2006-09-15	2010-11-04
L	100,000 Merrill Lynch-4 79%,8/4/10	P	2007-08-31	2010-08-04
M	100,000 Merrill Lynch-4 25%,2/8/10	P	2007-08-17	2010-02-08
N	200,000 MBNA Corp Notes-5%,5/4/10	P	2007-02-13	2010-05-04
O	300,000 Marshall & Lisley-4 4%,3/15/10	P	2007-12-20	2010-03-15
P	50,000 JP Morgan Chase-4 5%,11/15/10	P	2005-01-18	2010-11-15
Q	200,000 John Deere Cap Corp-4 125%,1/15/10	P	2007-03-20	2010-01-15
R	1,000,000 Home Depot Notes-4 625%,8/15/10	P	2006-05-31	2010-08-15
S	400,000 GE Capital Corp-4 875%,10/21/10	P	2007-08-10	2010-10-21
T	575,000 GE Capital Corp-4 25%,12/1/10	P	2006-07-13	2010-12-01
U	550,000 Du Pont EI-4 125%,4/30/10	P	2006-06-12	2010-04-30
V	350,000 DNA Finance Corp-4 4%,7/15/10	P	2006-06-13	2010-07-15
W	200,000 Credit Suisse FB-4 125%,1/15/10	P	2007-02-12	2010-01-15
X	150,000 Citigroup Inc-4 125%,2/22/10	P	2007-08-17	2010-02-22
Y	275,000 Caterpillar Fin'l Serv-4 15%,1/15/10	P	2007-01-05	2010-01-15
Z	100,000 Berkshire Hathaway-4 2%,12/15/10	P	2004-06-14	2010-12-15
AA	1,180,000 Berkshire Hathaway-4 125%,1/15/10	P	2006-12-01	2010-01-15
AB	300,000 BankAmerica Corp-4 375%,12/01/10	P	2004-12-07	2010-12-01
AC	200,000 BankAmerica Corp-4 25%,10/01/10	P	2004-12-10	2010-10-01
AD	140,000 Associates Corp-7 95%,2/15/10	P	2007-11-13	2010-02-15

Form 990PF Part IV – Capital Gains and Losses for Tax on Investment Income - Columns a - d

(a) List and describe the kind(s) of property sold (e g , real estate, 2-story brick warehouse, or common stock, 200 shs MLC Co )		(b) How acquired P—Purchase D—Donation	(c) Date acquired (mo , day, yr )	(d) Date sold (mo , day, yr )
AE	300,000 American Gen'l Fin'l-7 5%,8/11/10	P	2007-08-24	2010-08-11
AF	200,000 American Express-5%,12/02/10	P	2006-05-02	2010-12-02
AG	100,000 Allstate Life Global-4 25%,2/26/1009	P	2007-06-08	2010-02-26
AH	Worldcom-Securities Litigation	P	2008-01-01	2010-04-09
AI	25,000 Ford Motor Credit-7 6%	P	2010-02-18	2010-12-23
AJ	6,500 Banco Santander SA	P	2010-09-02	2010-11-05
AK	5,000 Allianz SE-8 375% Pfd	P	2009-09-15	2010-11-04
AL	6,000 Du Pont EI-5 875%,1/15/14	P	2009-02-20	2010-10-28
AM	2,700 AT & T Inc	P	2010-09-02	2010-10-08
AN	80,000 Du Pont EI-5 875%,1/15/14	P	2009-02-20	2010-09-24
AO	5,000 Deutsche Bank Contingent-8 05% Pfd	P	2008-08-05	2010-09-24
AP	4,000 HSBC Holdings-8% Pfd	P	2010-06-17	2010-09-22
AQ	10,000 Allianz SE-8 375% Pfd	P	2008-06-03	2010-09-10
AR	300,000 Procter & Gamble Co-4 6%,1/15/14	P	2009-02-18	2010-06-28
AS	23,159 028 Templeton Global Bd Fd	P	2010-02-03	2010-06-17
AT	100,000 Morgan Stanley-5 625%,1/9/12	P	2008-03-24	2010-06-07
AU	300,000 Morgan Stanley-5 625%,1/9/12	P	2008-03-24	2010-06-03
AV	200,000 BP Capital Markets-5 25%,11/7/13	P	2009-02-18	2010-06-02
AW	8,000 Barclays Bank-8 125% Pfd	P	2009-06-19	2010-04-13
AX	14,000 Bankamerica Corp-8 2% Pfd	P	2009-08-06	2010-04-08
AY	4,000 Bankamerica Corp-8 2% Pfd	P	2008-05-20	2010-04-06
AZ	8,000 MetLife-6 5%,Ser B Pfd	P	2009-09-15	2010-03-31
BA	4,000 Barclays Bank-8 125% Pfd	P	2008-04-08	2010-03-29
BB	4,000 Barclays Bank-8 125% Pfd	P	2008-04-08	2010-03-10
BC	4,000 MetLife-6 5%,Ser B Pfd	P	2009-09-04	2010-03-03
BD	3,000 Credit Suisse-7 9% Pfd	P	2008-03-25	2010-02-23
BE	6,000 HSBC Holdings PLC ADR	P	2010-02-23	2010-02-24
BF	12,000 Credit Suisse-7 9% Pfd	P	2008-03-25	2010-02-23
BG	2,000 AT & T Inc	P	2009-10-02	2010-02-19
BH	4,000 JP Morgan Capital XXVI-8%	P	2009-06-19	2010-02-18



**Form 990PF Part IV - Capital Gains and Losses for Tax on Investment Income - Columns a - d**

(a) List and describe the kind(s) of property sold (e g , real estate, 2-story brick warehouse, or common stock, 200 shs MLC Co )		(b) How acquired P—Purchase D—Donation	(c) Date acquired (mo , day, yr )	(d) Date sold (mo , day, yr )
BI	4,000 JP Morgan Capital XXVI-8%	P	2008-07-10	2010-02-18
BJ	3,000 HSBC Holdings-8 125% Pfd	P	2009-07-20	2010-02-18
BK	1,200 CSX Corp	P	2009-10-13	2010-02-03
BL	1,000 Caterpillar Inc	P	2009-10-06	2010-02-03
BM	10,000 HSBC Holdings-8 125% Pfd	P	2008-04-02	2010-02-03
BN	2,000 Home Depot Inc	P	2009-10-13	2010-02-02
BO	300 Apple Inc	P	2009-10-13	2010-02-02
BP	1,500 Merck & Co	P	2009-10-16	2010-02-02
BQ	1,000 Procter & Gamble Co	P	2009-10-16	2010-02-02
BR	1,200 BP PLC	P	2009-10-02	2010-02-02
BS	2,000 Du Pont EI	P	2009-10-02	2010-02-02
BT	25,000 Citigroup Inc	P	2009-12-15	2010-02-02
BU	1,200,000 Wells Fargo-4 375%,1/31/13	P	2008-03-19	2010-01-25
BV	1,000 Oneok Ptrns	P	2009-10-13	2010-01-04

Form 990PF Part IV - Capital Gains and Losses for Tax on Investment Income - Columns e - h

(e) Gross sales price		(f) Depreciation allowed (or allowable)	(g) Cost or other basis plus expense of sale	(h) Gain or (loss) (e) plus (f) minus (g)
A	500,000		500,000	
B	500,000		500,000	
C	250,000		250,000	
D	1,175,000		1,175,000	
E	250,000		250,000	
F	1,255,000		1,255,000	
G	170,000		170,000	
H	150,000		150,000	
I	350,000		350,000	
J	475,000		475,000	
K	400,000		400,000	
L	100,000		100,000	
M	100,000		100,000	
N	200,000		200,000	
O	300,000		300,000	
P	50,000		50,000	
Q	200,000		200,000	
R	1,000,000		1,000,000	
S	400,000		400,000	
T	575,000		575,000	
U	550,000		550,000	
V	350,000		350,000	
W	200,000		200,000	
X	150,000		150,000	
Y	275,000		275,000	
Z	100,000		100,000	
AA	1,180,000		1,180,000	
AB	300,000		300,000	
AC	200,000		200,000	
AD	140,000		140,000	

Form 990PF Part IV - Capital Gains and Losses for Tax on Investment Income - Columns e - h

(e) Gross sales price		(f) Depreciation allowed (or allowable)	(g) Cost or other basis plus expense of sale	(h) Gain or (loss) (e) plus (f) minus (g)
A E	300,000		300,000	
A F	200,000		200,000	
A G	100,000		100,000	
A H	93			93
A I	625,000		573,619	51,381
A J	76,721		82,045	-5,324
A K	130,525		125,640	4,885
A L	6,910		6,390	520
A M	74,406		75,035	-629
A N	92,128		85,231	6,897
A O	136,355		127,400	8,955
A P	106,587		100,000	6,587
A Q	262,047		248,277	13,770
A R	327,591		317,272	10,319
A S	300,000		296,669	3,331
A T	103,259		100,787	2,472
A U	309,905		302,368	7,537
A V	195,949		214,708	-18,759
A W	203,802		181,264	22,538
A X	357,349		321,474	35,875
A Y	101,786		100,000	1,786
A Z	194,352		186,342	8,010
B A	101,993		99,390	2,603
B B	101,066		100,000	1,066
B C	97,010		90,149	6,861
B D	76,799		75,000	1,799
B E	330,177		325,825	4,352
B F	309,064		300,000	9,064
B G	49,517		53,908	-4,391
B H	108,099		103,720	4,379

Form 990PF Part IV - Capital Gains and Losses for Tax on Investment Income - Columns e - h

(e) Gross sales price		(f) Depreciation allowed (or allowable)	(g) Cost or other basis plus expense of sale	(h) Gain or (loss) (e) plus (f) minus (g)
BI	106,258		100,895	5,363
BJ	78,850		73,934	4,916
BK	52,353		53,950	-1,597
BL	52,914		52,531	383
BM	262,315		250,000	12,315
BN	56,892		55,311	1,581
BO	57,611		57,966	-355
BP	57,694		50,614	7,080
BQ	61,736		58,106	3,630
BR	65,102		62,569	2,533
BS	67,045		62,148	4,897
BT	82,774		78,750	4,024
BU	1,261,195		1,196,166	65,029
BV	61,706		55,780	5,926

Form 990PF Part IV - Capital Gains and Losses for Tax on Investment Income - Columns i - I

Complete only for assets showing gain in column (h) and owned by the foundation on 12/31/69		(l) Gains (Col (h) gain minus col (k), but not less than -0-) or Losses (from col (h))	
(i) F M V as of 12/31/69	(j) Adjusted basis as of 12/31/69		
A			
B			
C			
D			
E			
F			
G			
H			
I			
J			
K			
L			
M			
N			
O			
P			
Q			
R			
S			
T			
U			
V			
W			
X			
Y			
Z			
AA			
AB			
AC			
AD			

Form 990PF Part IV - Capital Gains and Losses for Tax on Investment Income - Columns i - l

Complete only for assets showing gain in column (h) and owned by the foundation on 12/31/69		(l) Gains (Col (h) gain minus col (k), but not less than -0-) or Losses (from col (h))	
(i) F M V as of 12/31/69	(j) Adjusted basis as of 12/31/69		
AE			
AF			
AG			
AH			93
AI			51,381
AJ			-5,324
AK			4,885
AL			520
AM			-629
AN			6,897
AO			8,955
AP			6,587
AQ			13,770
AR			10,319
AS			3,331
AT			2,472
AU			7,537
AV			-18,759
AW			22,538
AX			35,875
AY			1,786
AZ			8,010
BA			2,603
BB			1,066
BC			6,861
BD			1,799
BE			4,352
BF			9,064
BG			-4,391
BH			4,379

Form 990PF Part IV - Capital Gains and Losses for Tax on Investment Income - Columns i - l


Complete only for assets showing gain in column (h) and owned by the foundation on 12/31/69				(l) Gains (Col (h) gain minus col (k), but not less than -0-) or Losses (from col (h))
(i) F M V as of 12/31/69		(j) Adjusted basis as of 12/31/69	(k) Excess of col (i) over col (j), if any	
BI				5,363
BJ				4,916
BK				-1,597
BL				383
BM				12,315
BN				1,581
BO				-355
BP				7,080
BQ				3,630
BR				2,533
BS				4,897
BT				4,024
BU				65,029
BV				5,926

Form 990PF Part XV Line 3 - Grants and Contributions Paid During the Year or Approved for Future Payment

Recipient	If recipient is an individual, show any relationship to any foundation manager or substantial contributor	Foundation status of recipient	Purpose of grant or contribution	Amount
Name and address (home or business)				
<b>a</b> Paid during the year				
Suncoast Seabird Sanctuary 18328 Gulf Blvd Indian Shores,FL 33785	N/A	Public	General Purpose	75,000
Nature Conservancy 490 Westfield Road Charlottesville,VA 22901	N/A	Public	General Purpose	350,000
Natural Resources Defense Council 40 West 20th Street New York,NY 10011	N/A	Public	General Purpose	175,000
National Wildlife Foundation 11100 Wildlife Center Drive Reston,VA 20190	N/A	Public	General Purpose	100,000
American Rivers 1101 14th Street NW-Ste 1400 Washington,DC 20005	N/A	Public	General Purpose	175,000
Tri County Humane Society 21287 Boca Rio Road Boca Raton,FL 33433	N/A	Public	General Purpose	100,000
Earth Justice 426 17th Street-6th Fl Oakland,CA 94612	N/A	Public	General Purpose	175,000
NY Foundling Hospital 590 Ave of the Americas New York,NY 10011	N/A	Public	General Purpose	50,000
Humane Society of Sarasota County 2331 15th Street Sarasota,FL 34237	N/A	Public	General Purpose	60,000
Riverside School 2110 McRae Road Richmond,VA 23235	N/A	Public	General Purpose	50,000
Environmental Defense Fund 257 Park Ave So New York,NY 10010	N/A	Public	General Purpose	200,000
Center for Reproductive Rights 120 Wall Street New York,NY 10005	N/A	Public	General Purpose	200,000
Conservation Fund 1655 N Fort Myers Dr-Ste 1300 Arlington,VA 22209	N/A	Public	General Purpose	350,000
SPCA of Richmond 2519 Hermitage Road Richmond,VA 23220	N/A	Public	General Purpose	100,000
Chesapeake Bay Foundation 6 Herndon Avenue Annapolis,MD 21403	N/A	Public	General Purpose	200,000
<b>Total . . . . . ▶ 3a</b>				3,260,000



Form 990PF Part XV Line 3 - Grants and Contributions Paid During the Year or Approved for Future Payment

Recipient	If recipient is an individual, show any relationship to any foundation manager or substantial contributor	Foundation status of recipient	Purpose of grant or contribution	Amount
Name and address (home or business)				
<b>a</b> Paid during the year				
So Environmental Law Ctr 201 West Main St-Ste 14 Charlottesville, VA 22902	N/A	Public	General Purpose	300,000
Planned Parenthood 736 Central Ave Sarasota, FL 34236	N/A	Public	General Purpose	200,000
Sierra Club Foundation 85 Second Street-Ste 750 San Francisco, CA 94105	N/A	Public	General Purpose	400,000
<b>Total</b> . . . . .  <b>3a</b>				3,260,000

TY 2010 Investments Corporate Bonds Schedule

Name: The Brunckhorst Foundation

EIN: 23-7000850

Software ID: 10000105

Software Version: 2010v3.2

Name of Bond	End of Year Book Value	End of Year Fair Market Value
Wachovia Bank-5.625%,10/15/16	106,459	108,784
Wachovia Bank-5%,8/15/15	417,087	426,892
Wachovia Bank-4.875%,2/1/15	208,992	212,092
Vodafone Group-5%,9/15/15	213,153	217,640
UBS AG Stamford-5.875%,7/15/16	209,398	215,216
UBS AG Stamford-3.875%,1/15/15	302,470	309,186
Transatlantic HL-5.75%,12/15/14	182,877	183,556
Suntrust Banks-5.45%,12/1/17	208,432	202,246
Simon Properties Group-5.75%,12/1/15	215,810	222,198
PPL Energy Supply-6.2%,5/15/16	162,973	165,157
Nationwide Fin'l-5.625%,2/13/15	157,611	151,446
MS Step Up-5%,6/11/25	300,000	297,900
Morgan Stanley-5.95%,12/28/17	108,006	105,804
Morgan Stanley-5.75%,10/18/16	321,062	319,944
Morgan Stanley-5.55%,4/27/17	105,388	104,180
MetLife-6.4%,12/15/36	179,605	188,000
Merrill Lynch Co-6.4%,8/28/17	106,505	105,727
Merrill Lynch Co-6.05%,5/16/16	476,942	463,639
Merrill Lynch Co-5%,1/15/15	208,138	208,258
MBNA Corp Sr Notes-5%,6/15/15	411,613	411,484
Key Bank NA-5.45%,3/3/16	104,427	105,235
Key Bank NA-4.95%,9/15/15	203,122	206,356
JP Morgan Chase-5.15%,10/1/15	504,562	502,370
Goldman Sachs Group-5.625%,1/15/17	211,100	211,488
Goldman Sachs Group-5.125%,1/15/15	211,899	214,876
Genworth Fin'l-4.95%,10/1/15	347,535	341,968
GE Capital Corp-5.5%,8/15/15	85,328	85,770
GE Capital Corp-4.375%,9/21/15	411,799	419,420
Ford Motor Credit-7%,4/15/15	108,745	107,461
Ford Motor Credit-6.625%,8/15/17	320,992	315,297
Ford Motor Credit-5.625%,9/15/15	101,901	103,548
Dresdner Bank	550,535	525,625
Donnelley RR-6.125%,1/15/17	209,731	204,448
Countrywide Fin'l-6.25%,5/15/16	109,043	102,549
Compass Bank-6.4%,10/1/17	161,617	150,909
Comerica Bank-5.75%,11/21/16	311,732	323,613
Comcast Corp-5.85%,11/15/15	221,049	224,816
Citigroup Inc-6.01%,1/15/15	183,101	191,980
Citigroup Inc-4.875%,5/7/15	475,344	490,272
Capital One Fin'l-5.5%,6/1/15	106,713	107,154
Berkley WR Corp-5.6%,5/15/15	104,892	105,394
BB & T Corp-5.2%,12/23/15	147,310	150,546
Barclays Bank-5%,9/22/16	405,257	423,280
Bankers Trust NY-7.5%,11/15/15	111,366	111,684
Bank of America-6.1%,6/15/17	106,261	104,473
Bank of America-5.625%,10/14/16	105,047	103,680
Bank of America-5.45%,3/15/17	156,022	148,643
Bank of America-5.35%,9/15/15	62,271	61,612
Bank of America-5.75%,8/15/16	214,412	204,288
Bank of America-5.3%,3/15/17	308,440	304,029
American Int'l Group-5.6%,10/16/16	151,125	154,530
American Int'l Group-5.45%,5/18/17	101,090	101,264
Western Union Co-6.5%, 2/26/14	168,310	178,656
Wells Fargo Co-4.95%, 10/16/13	295,301	321,300
Well Point Inc-6%, 2/15/14	728,265	778,008
Walt Disney Co-4.5%, 12/15/13	174,362	185,662
Wachovia Bank-5.25%, 8/1/14	201,773	213,298
Wachovia Bank-4.8%, 11/1/14	483,695	531,610
US Bank NA Notes-4.95%, 10/30/14	355,799	381,437
United Healthcare Group-5%, 8/15/14	254,196	271,627
Unilever Capital-3.65%, 2/15/14	101,248	105,165
Tyco Int'l Group-6%, 11/15/13	207,327	222,030
Staples Inc-9.75%, 1/15/14	69,165	72,711
SBC Communications-5.1%, 9/15/14	102,563	109,410
Prudential Fin'l-5.1%, 9/20/14	254,699	268,543
Procter & Gamble-4.6%, 1/15/14		
Potash Corp-5.25%, 5/15/14	149,210	158,553
PNC Funding Corp-5.25%, 11/15/15	416,639	428,076
Philip Morris-6.875%, 3/17/14	107,180	115,231
Paccar Inc-6.875%, 2/15/14	205,572	229,412
NYSE Euronext-4.8%, 6/28/13	70,307	75,134
National City Bank-4%, 2/1/11	188,505	200,250
Morgan Stanley-6%, 5/13/14	101,446	108,048
Morgan Stanley-4.75%, 4/1/14	398,205	409,612
MetLife-5.5%, 6/15/14	507,880	545,180
Merrill Lynch Co-5.3%, 9/30/15	268,941	268,250
Mellon Funding-5%, 12/1/14	409,499	432,384
Medtronics Inc-1.625%, 4/15/13	183,121	201,250
Marathon Oil-6.5%, 2/15/14	206,783	225,144
JP Morgan Chase-5.375%, 1/15/14	200,665	217,590
JP Morgan Chase-5.125%, 9/15/14	205,058	212,814
JP Morgan Chase-4.65%, 6/1/14	776,337	827,227
John Deere Cap Corp-4.9%, 9/9/13	101,563	109,035
International Paper-5.3%, 4/1/15	203,614	215,436
HSBC Finance Corp-6.676%, 1/15/21	935,828	1,008,259
Hewlett Packard-6.125%, 5/1/14	105,624	113,242
Goldman Sachs Group-6%, 5/1/14	203,765	220,328
Goldman Sachs Group-5.25%, 10/15/13	202,570	216,444
Goldman Sachs Group-5%, 10/1/14	347,727	374,983
Glaxo Smithkline Cap-4.375%, 4/15/14	101,874	107,821
GE Capital Corp-11/1/12	81,505	99,470
GE Capital Corp-5.9%, 5/13/14	516,984	553,380
GE Capital Corp-5.65%, 6/9/14	305,750	329,220
Duke Energy Carolinas-5.75%, 11/15/13	68,463	72,814
Du Pont EI De Nemou-5.875%, 1/15/14	14,864	15,606
Deutsche Telecom-4.875%, 7/8/14	201,470	214,946
Dell Inc-5.625%, 4/15/14	208,454	220,856
Daimler Chrysler-6.5%, 11/15/13	154,061	169,810
Credit Suisse New York-5.5%, 5/1/14	742,614	791,736
Credit Suisse FB USA-5.5%, 8/15/13	101,988	109,455
Credit Suisse FB USA-5.125%, 1/15/14	200,999	217,640
Conoco Phillips-4.75%, 2/12/14	204,576	217,252
Coca Cola HBC Fin-5.125%, 9/17/13	101,878	107,689
CME Group Inc-5.75%, 2/15/14	513,548	553,625
Charles Schwab-4.95%, 6/1/14	200,964	217,486
Caterpillar Fin Ser Corp-6.2%, 9/30/13	104,173	112,268
Caterpillar Fin Ser Corp-6.125%, 2/17/14	917,688	1,011,816
Carolina Power & Light-5.125%, 9/15/13	104,241	109,689
BP Capital Markets-5.25%, 11/7/13		
Berkshire Hathaway Inc-4.625%, 10/15/13	203,992	217,186
Bellsouth Corp-5.2%, 9/15/14	102,502	109,169
Bear Stearns Co-5.7%, 11/15/14	406,185	439,500
BB&T Corp-5.7%, 4/30/14	300,832	330,069
Barclays Bank-5.2%, 7/10/14	506,879	540,040
Bank of New York-4.95%, 11/1/12	203,092	214,588
Bank of America Corp-5.125%, 11/15/14	411,500	419,404
AT&T Corp-6.7%, 11/15/13	106,275	113,617
AT&T Corp-4.85%, 2/15/14	201,814	216,282
American Express Co-7.25%, 5/20/14	416,031	455,692
Allstate Life Global-5.375%,4/13/13	606,745	653,376
Wyeth Notes-5.5%,3/15/13	103,079	109,338
Wells Fargo Co-4.375%,1/13/13		
United Healthcare Group-5.25%,3/15/11	200,522	201,694
Travelers Cos-5.375%,6/15/12	200,672	212,128
SBC Communications-5.875%,8/15/12	75,897	80,805
SBC Communications-5.875%,2/1/12	203,331	210,552
Royal Bank of Scotland-5%,11/12/13	202,390	197,390
Royal Bank of Canada-5.65%,7/20/11	304,053	307,572
Morgan Stanley-5.625%,1/9/12	302,111	313,242
Key Bank NA-7%,2/1/11	200,420	200,818
Household Financial-6.375%,11/27/12	203,870	216,834
Hartford Life Global-5.2%,2/15/11	175,207	175,889
Goldman Sachs Group-5.7%,9/1/12	404,100	426,944
Goldman Sachs Group-6.6%,1/15/12	95,500	105,746
GE Capital Corp-5.45%,1/15/13	981,306	1,075,400
Credit Suisse-5%,5/15/13	496,445	537,125
Credit Suisse FB USA-6.5%,1/15/12	204,122	211,300
Credit Suisse FB USA-5.5%,8/16/11	150,379	154,692
Costco Wholesale Corp-5.3%,3/15/12	203,167	210,408
Consolidated Edison-4.875%,2/1/13	306,521	321,249
Citigroup-5.1%, 9/29/11	200,003	206,270
Citigroup Global Markets-6%,2/21/12	74,732	77,624
Bank of America-4.9%,5/1/13	198,312	208,522
Bank of America-4.875%,1/15/13	99,030	104,208
Bank of America-4.875%,9/15/12	249,054	261,035
Banc One Corp-5.25%,1/30/13	503,218	534,010
At&T Corp-7.3%,11/15/11	205,174	211,278
Anheuser Busch-4.375%,1/15/13	195,394	210,880
American Int'l Group-5.375%,10/18/11	202,392	205,648
American Express-5.875%,5/2/13	501,670	543,770
American Express-5.55%.10/17/12	252,079	267,405
Wal-Mart Stores-4.125%,2/15/11	244,372	251,060
Target Corp Global Notes-5.875%,3/11/12	356,768	368,557
Public Service Elec & Gas-5.125%, 9/1/12	404,293	426,556
National Rual Utils Coop-5.7%,1/15/10		
National City Bank-4.5%,3/15/10		
Merrill Lynch Co-4.79%,8/4/10		
Merrill Lynch Co-4.25%,2/8/10		
Merck & Co-5.125%,11/15/11	271,413	280,444
MBNA Corp Sr Notes-5%,5/4/10		
Marshall & Ilsley-4.4%,3/15/10		
JP Morgan Chase-4.6%,1/17/11	99,883	100,130
John Deere Cap Corp-4.125%,1/15/10		
IBM Corp-4.75%,11/29/12	152,049	161,037
Hershey Co Notes-5.3%,9/1/11	250,707	257,790
Hartford Fin'l Services-5.25%,10/15/11	712,895	728,879
Goldman Sachs Group-5.450%,11/1/12	201,622	213,906
GE Capital Corp-4.15%,6/15/11	62,763	65,667
GE Capital Corp-4.875%,10/21/10		
FPL Group Capital-5.625%,9/1/11	1,008,754	1,030,680
Deutsch Bank AG London-5.375%,10/12/12	1,514,999	1,612,095
Credit Suisse FB USA-4.125%,1/15/10		
Conoco Phillips-5.5%,4/15/13	510,711	548,255
Conoco Phillips-4.75%,10/15/12	1,209,527	1,285,068
Citigroup Inc-5.3%,10/17/12	201,426	211,808
Citigroup Inc-4.125%,2/22/10		
Chubb Corp-6%,11/15/11	303,852	313,929
Caterpillar Fin Serv Corp-4.15%,1/15/10		
Berkshire Hathaway Notes-4.75%,5/15/12	1,307,750	1,368,900
Bear Stearns Co Notes-5.35%,2/1/12	299,189	313,926
Astrazeneca PLC Global-5.4%,9/15/12	608,917	647,010
Associates Corp-7.95%,2/15/10		
Amer Gen'l Fin'l-7.5%,8/11/10		
American Express-5.25%,11/21/11	200,719	206,424
Allstate Life Global-4.25%,2/26/10		
Aetna Inc Notes-5.75%,6/15/11	151,118	153,322
Abbott Labs-5.6%,5/15/11	200,956	203,938
Abbott Labs-3.75%,3/15/11	599,083	604,152
WM Wrigley Notes-4.3%, 7/15/10		
Wells Fargo Global-4.875%, 1/12/11	299,859	300,225
Wal-Mart Stores-4.75%, 8/15/10		
US Bancorp Notes-4.5%, 07/29/10		
Toyota Motor Credit-4.25%, 3/15/10		
Merrill Lynch-4.5%, 11/4/10		
HSBC Finance Corp-5.25%, 1/14/11	899,910	900,909
Home Depot Global-4.625%, 8/15/10		
Goldman Sachs Group-5%, 1/15/11	299,150	300,327
DNA Finance Corp-4.4%, 7/15/10		
Du Pont EI De Nemou-4.125%, 4/30/10		
Cisco Systems-5.25%, 2/22/11	500,317	503,135
Berkshire Hathway-4.125%, 1/15/10		
American Express Co-5%, 12/2/10		
Wal Mart Stores-4%, 1/15/10		
JP Morgan Chase-4.5%,1/15/12	401,719	414,740
JP Morgan Chase-4.5%, 11/15/10		
Wells Fargo Global Notes-4.2%, 1/15/10		
Morgan Stanley-4.25%, 5/15/10		
Morgan Stanley-4%, 1/15/10		
GE Capital Corp Global-4.25%, 12/1/10		
Berkshire Hathway-4.2%, 12/15/10		
Bank of America-4.375%, 12/1/10		
Bank of America-4.250%, 10/01/10		

TY 2010 Investments Corporate  
Stock Schedule

**Name:** The Brunckhorst Foundation

**EIN:** 23-7000850

**Software ID:** 10000105

**Software Version:** 2010v3.2

Name of Stock	End of Year Book Value	End of Year Fair Market Value
HSBC Holding PLC-6.2%-Pfd	590,007	572,500
Deutsch Bank Ctg't-6.55%-Pfd	121,471	115,750
Barclays Bank PLC-7.1%-Pfd	98,529	99,720
Barclays Bank PLC-6.625%-Pfd	438,865	419,940
Bank of America-7.25%-Pfd	122,074	123,600
Bank of America-6.625%-Pfd	118,540	112,700
Aegon NV-7.25%-Pfd	572,188	598,000
Aegon NV-6.375%-Pfd	236,181	216,400
Windstream Corp	180,101	195,160
Verizon Communications	194,208	214,680
Unilever PLC	181,300	185,280
Total Fina ELF SA	167,523	160,440
Teco Energy	137,440	138,840
Southern Copper Corp	158,984	170,590
Southern Co	151,520	152,920
Seadrill Ltd	162,546	203,520
PPL Corp	54,988	52,640
Pfizer Inc	187,851	192,610
NY Community Bancorp	188,088	207,350
Duke Energy Corp	162,434	160,290
Consolidated Edison	133,700	133,839
Bristol Myers Squibb	105,029	105,920
BCE Inc	167,239	177,300
Bank of Montreal	242,071	230,280
American Electric Power	111,074	107,940
Altria Group Inc	132,140	135,410
Aberdeen Chile Fd Inc	142,683	136,020
Met Life-6.5%, Ser B Pfd		
Procter & Gamble		
Oneok Partners LP		

Name of Stock	End of Year Book Value	End of Year Fair Market Value
Merck & Co	134,124	133,348
Home Depot Inc		
DU Pont EI Nemours		
CSX Corp		
Citigroup Inc		
Caterpillar Inc		
BP PLC		
AT&T Inc		
Apple Inc		
Bank of America-8.625%-Pfd	250,000	258,100
JP Morgan Chase Cap-8%		
ING Group-8.5%-PFD	284,367	303,480
ING Group-7.375%-PFD	480,840	509,960
HSBC Holdings PLC-8.125%-Pfd		
Deutsch Bank-8.05%-Pfd		
Deutsche Bank-7.6%-PFD	497,599	508,600
Credit Suisse-7.9%-PFD		
Barclays Bank PLC-8.125%-Pfd	200,903	205,600
Bank of America-8.2%-Pfd	123,422	127,500
Allianz SE-8.375%-Pfd		

# TY 2010 Investments Government Obligations Schedule

**Name:** The Brunckhorst Foundation

**EIN:** 23-7000850

**Software ID:** 10000105

**Software Version:** 2010v3.2

**US Government Securities - End of  
Year Book Value:**

**US Government Securities - End of  
Year Fair Market Value:**

**State & Local Government  
Securities - End of Year Book  
Value:**

1,221,070

**State & Local Government  
Securities - End of Year Fair  
Market Value:**

1,245,156

**TY 2010 Investments - Other Schedule****Name:** The Brunckhorst Foundation**EIN:** 23-7000850**Software ID:** 10000105**Software Version:** 2010v3.2

Category/ Item	Listed at Cost or FMV	Book Value	End of Year Fair Market Value
UBS Cap XL-6.6%	AT COST	122,677	125,500
JP Chase Cap XL-5.875%,6/15/33	AT COST	356,589	365,250
Goldman Sachs-6.125%	AT COST	150,000	138,900
Corts GS Cap I-6%	AT COST	114,687	112,150
Citigroup Cap VII-7.125%	AT COST	461,028	497,000
Templeton Global Bond Fd	AT COST	703,331	746,153
Morgan Stanley Cap Tr-6.45%	AT COST	563,628	586,250
Columbia Marsico 21st Century	AT COST	85,000	76,379

## TY 2010 Other Expenses Schedule

**Name:** The Brunckhorst Foundation

**EIN:** 23-7000850

**Software ID:** 10000105

**Software Version:** 2010v3.2

Description	Revenue and Expenses per Books	Net Invest ment Income	Adjusted Net Income	Disbursements for Charitable Purposes
Service Charges	211	211		
Public Notice	125			125
Filing Fees	1,500			1,500

TY 2010 Taxes Schedule

**Name:** The Brunckhorst Foundation

**EIN:** 23-7000850

**Software ID:** 10000105

**Software Version:** 2010v3.2

Category	Amount	Net Investment Income	Adjusted Net Income	Disbursements for Charitable Purposes
Excise Tax -'10	34,091			