



See a Social Security Number? Say Something!
Report Privacy Problems to <https://public.resource.org/privacy>
Or call the IRS Identity Theft Hotline at 1-800-908-4490



Form **990-PF**

Department of the Treasury
Internal Revenue Service

Return of Private Foundation
or Section 4947(a)(1) Nonexempt Charitable Trust
Treated as a Private Foundation

Note. The foundation may be able to use a copy of this return to satisfy state reporting requirements

OMB No 1545-0052
2010

For calendar year 2010, or tax year beginning 01-01-2010 , and ending 12-31-2010

G Check all that apply

☐ Initial return

☐ Initial return of a former public charity

☐ Final return

☐ Amended return

☐ Address change

☐ Name change

Name of foundation
THE KINSLEY FAMILY FOUNDATION

Number and street (or P O box number if mail is not delivered to street address)
6259 REYNOLDS MILL ROAD

Room/suite

City or town, state, and ZIP code
SEVEN VALLEYS, PA 17630

A Employer identification number
23-2870170

B Telephone number (see page 10 of the instructions)
(717) 741-8407

C If exemption application is pending, check here ☐
D 1. Foreign organizations, check here ☐
2. Foreign organizations meeting the 85% test, check here and attach computation ☐
E If private foundation status was terminated under section 507(b)(1)(A), check here ☐
F If the foundation is in a 60-month termination under section 507(b)(1)(B), check here ☐

H Check type of organization ☒ Section 501(c)(3) exempt private foundation
☐ Section 4947(a)(1) nonexempt charitable trust ☐ Other taxable private foundation

I Fair market value of all assets at end of year (from Part II, col. (c), line 16)
\$ 7,372,698

J Accounting method ☐ Cash ☒ Accrual
☐ Other (specify) _____
(Part I, column (d) must be on cash basis.)

Part I Analysis of Revenue and Expenses (The total of amounts in columns (b), (c), and (d) may not necessarily equal the amounts in column (a) (see page 11 of the instructions))		(a) Revenue and expenses per books	(b) Net investment income	(c) Adjusted net income	(d) Disbursements for charitable purposes (cash basis only)
Revenue	1 Contributions, gifts, grants, etc , received (attach schedule)	287,000			
	2 Check <input type="checkbox"/> if the foundation is not required to attach Sch B				
	3 Interest on savings and temporary cash investments				
	4 Dividends and interest from securities.	101,301	101,112		
	5a Gross rents				
	b Net rental income or (loss) _____				
	6a Net gain or (loss) from sale of assets not on line 10	445,611			
	b Gross sales price for all assets on line 6a <u>3,466,574</u>				
	7 Capital gain net income (from Part IV , line 2)		445,611		
	8 Net short-term capital gain			0	
	9 Income modifications				
	10a Gross sales less returns and allowances				
	b Less Cost of goods sold				
	c Gross profit or (loss) (attach schedule)				
Operating and Administrative Expenses	11 Other income (attach schedule)	1,782	1,782		
	12 Total. Add lines 1 through 11	835,694	548,505		
	13 Compensation of officers, directors, trustees, etc				
	14 Other employee salaries and wages		0	0	0
	15 Pension plans, employee benefits		0	0	
	16a Legal fees (attach schedule).	396	0	0	396
	b Accounting fees (attach schedule).				
	c Other professional fees (attach schedule)	52,667	52,667		0
	17 Interest				0
	18 Taxes (attach schedule) (see page 14 of the instructions)	3,632	3,632		0
	19 Depreciation (attach schedule) and depletion	0	0		
	20 Occupancy				
	21 Travel, conferences, and meetings		0	0	
	22 Printing and publications		0	0	
	23 Other expenses (attach schedule).	17			17
	24 Total operating and administrative expenses. Add lines 13 through 23	56,712	56,299	0	413
	25 Contributions, gifts, grants paid	949,085			949,085
	26 Total expenses and disbursements. Add lines 24 and 25	1,005,797	56,299	0	949,498
	27 Subtract line 26 from line 12				
	a Excess of revenue over expenses and disbursements	-170,103			
	b Net investment income (if negative, enter -0-)		492,206		
	c Adjusted net income (if negative, enter -0-)			0	

Part II Balance Sheets		Attached schedules and amounts in the description column should be for end-of-year amounts only (See instructions)	Beginning of year	End of year	
			(a) Book Value	(b) Book Value	(c) Fair Market Value
Assets	1	Cash—non-interest-bearing	101,243	135,496	135,496
	2	Savings and temporary cash investments	820,457	196,198	196,198
	3	Accounts receivable ▶ _____ Less allowance for doubtful accounts ▶ _____		0	0
	4	Pledges receivable ▶ _____ Less allowance for doubtful accounts ▶ _____			
	5	Grants receivable			
	6	Receivables due from officers, directors, trustees, and other disqualified persons (attach schedule) (see page 15 of the instructions)			
	7	Other notes and loans receivable (attach schedule) ▶ _____ Less allowance for doubtful accounts ▶ _____ 0			
	8	Inventories for sale or use			
	9	Prepaid expenses and deferred charges			
	10a	Investments—U S and state government obligations (attach schedule)			
	b	Investments—corporate stock (attach schedule)	4,559,475	5,640,174	7,038,488
	c	Investments—corporate bonds (attach schedule).	658,937		
	11	Investments—land, buildings, and equipment basis ▶ _____ Less accumulated depreciation (attach schedule) ▶ _____			
	12	Investments—mortgage loans			
	13	Investments—other (attach schedule)			0
	14	Land, buildings, and equipment basis ▶ _____ Less accumulated depreciation (attach schedule) ▶ _____			
15	Other assets (describe ▶ _____)	3,996	2,516	2,516	
16	Total assets (to be completed by all filers—see the instructions Also, see page 1, item I)	6,144,108	5,974,384	7,372,698	
Liabilities	17	Accounts payable and accrued expenses			
	18	Grants payable			
	19	Deferred revenue			
	20	Loans from officers, directors, trustees, and other disqualified persons			
	21	Mortgages and other notes payable (attach schedule)			
	22	Other liabilities (describe ▶ _____)			
	23	Total liabilities (add lines 17 through 22)		0	
Net Assets or Fund Balances		Foundations that follow SFAS 117, check here ▶ <input type="checkbox"/> and complete lines 24 through 26 and lines 30 and 31.			
	24	Unrestricted			
	25	Temporarily restricted			
	26	Permanently restricted			
		Foundations that do not follow SFAS 117, check here ▶ <input checked="" type="checkbox"/> and complete lines 27 through 31.			
	27	Capital stock, trust principal, or current funds	6,144,108	5,974,384	
	28	Paid-in or capital surplus, or land, bldg , and equipment fund			
	29	Retained earnings, accumulated income, endowment, or other funds			
	30	Total net assets or fund balances (see page 17 of the instructions)	6,144,108	5,974,384	
31	Total liabilities and net assets/fund balances (see page 17 of the instructions)	6,144,108	5,974,384		

Part III Analysis of Changes in Net Assets or Fund Balances		
1	Total net assets or fund balances at beginning of year—Part II, column (a), line 30 (must agree with end-of-year figure reported on prior year’s return)	1 6,144,108
2	Enter amount from Part I, line 27a	2 -170,103
3	Other increases not included in line 2 (itemize) ▶ _____	3 400
4	Add lines 1, 2, and 3	4 5,974,405
5	Decreases not included in line 2 (itemize) ▶ _____	5 21
6	Total net assets or fund balances at end of year (line 4 minus line 5)—Part II, column (b), line 30	6 5,974,384

Part IV

Capital Gains and Losses for Tax on Investment Income

(a) List and describe the kind(s) of property sold (e g , real estate, 2-story brick warehouse, or common stock, 200 shs MLC Co)		(b) How acquired P—Purchase D—Donation	(c) Date acquired (mo , day, yr)	(d) Date sold (mo , day, yr)
1a	See Additional Data Table			
b				
c				
d				
e				

(e) Gross sales price	(f) Depreciation allowed (or allowable)	(g) Cost or other basis plus expense of sale	(h) Gain or (loss) (e) plus (f) minus (g)
a See Additional Data Table			
b			
c			
d			
e			

Complete only for assets showing gain in column (h) and owned by the foundation on 12/31/69			(I) Gains (Col (h) gain minus col (k), but not less than -0-) or Losses (from col (h))
(i) F M V as of 12/31/69	(j) Adjusted basis as of 12/31/69	(k) Excess of col (i) over col (j), if any	
a See Additional Data Table			
b			
c			
d			
e			

2	Capital gain net income or (net capital loss)	{ If gain, also enter in Part I, line 7 If (loss), enter -0- in Part I, line 7 }	2	445,611
3	Net short-term capital gain or (loss) as defined in sections 1222(5) and (6) If gain, also enter in Part I, line 8, column (c) (see pages 13 and 17 of the instructions) If (loss), enter -0- in Part I, line 8		3	

Part V

Qualification Under Section 4940(e) for Reduced Tax on Net Investment Income

(For optional use by domestic private foundations subject to the section 4940(a) tax on net investment income)

If section 4940(d)(2) applies, leave this part blank

Was the foundation liable for the section 4942 tax on the distributable amount of any year in the base period? ☐ Yes ☒ No
If "Yes," the foundation does not qualify under section 4940(e) Do not complete this part

1 Enter the appropriate amount in each column for each year, see page 18 of the instructions before making any entries			
(a) Base period years Calendar year (or tax year beginning in)	(b) Adjusted qualifying distributions	(c) Net value of noncharitable-use assets	(d) Distribution ratio (col (b) divided by col (c))
2009	967,829	5,298,680	0 182655
2008	937,311	5,602,752	0 167295
2007	384,647	5,707,837	0 067389
2006	274,881	5,205,695	0 052804
2005	364,616	4,546,171	0 080203

2	Total of line 1, column (d).	2	0 550346
3	Average distribution ratio for the 5-year base period—divide the total on line 2 by 5, or by the number of years the foundation has been in existence if less than 5 years	3	0 110069
4	Enter the net value of noncharitable-use assets for 2010 from Part X, line 5.	4	6,974,954
5	Multiply line 4 by line 3.	5	767,727
6	Enter 1% of net investment income (1% of Part I, line 27b).	6	4,922
7	Add lines 5 and 6.	7	772,649
8	Enter qualifying distributions from Part XII, line 4. If line 8 is equal to or greater than line 7, check the box in Part VI, line 1b, and complete that part using a 1% tax rate See the Part VI instructions on page 18	8	949,498

Part VIExcise Tax Based on Investment Income (Section 4940(a), 4940(b), 4940(e), or 4948—see page 18 of the instructions)			
1aExempt operating foundations described in section 4940(d)(2), check here <input type="checkbox"/> and enter "N/A" on line 1 Date of ruling or determination letter _____ (attach copy of letter if necessary—see instructions)			
bDomestic foundations that meet the section 4940(e) requirements in Part V, check here <input checked="" type="checkbox"/> and enter 1% of Part I, line 27b		1	4,922
cAll other domestic foundations enter 2% of line 27b Exempt foreign organizations enter 4% of Part I, line 12, col (b)			
2Tax under section 511 (domestic section 4947(a)(1) trusts and taxable foundations only Others enter -0-)		2	0
3Add lines 1 and 2.		3	4,922
4Subtitle A (income) tax (domestic section 4947(a)(1) trusts and taxable foundations only Others enter -0-)		4	0
5Tax based on investment income. Subtract line 4 from line 3 If zero or less, enter -0-		5	4,922
6Credits/Payments			
a	2010 estimated tax payments and 2009 overpayment credited to 2010	6a	123
b	Exempt foreign organizations—tax withheld at source	6b	
c	Tax paid with application for extension of time to file (Form 8868)	6c	0
d	Backup withholding erroneously withheld	6d	
7Total credits and payments Add lines 6a through 6d.		7	123
8Enter any penalty for underpayment of estimated tax Check here <input type="checkbox"/> if Form 2220 is attached		8	8
9Tax due. If the total of lines 5 and 8 is more than line 7, enter amount owed		9	4,807
10Overpayment. If line 7 is more than the total of lines 5 and 8, enter the amount overpaid.		10	
11Enter the amount of line 10 to be Credited to 2011 estimated tax <input checked="" type="checkbox"/> Refunded <input type="checkbox"/>		11	0

Part VII-AStatements Regarding Activities			
1aDuring the tax year, did the foundation attempt to influence any national, state, or local legislation or did it participate or intervene in any political campaign?			YesNo
bDid it spend more than \$100 during the year (either directly or indirectly) for political purposes (see page 19 of the instructions for definition)? If the answer is "Yes" to 1a or 1b, attach a detailed description of the activities and copies of any materials published or distributed by the foundation in connection with the activities.		1a1b	NoNo
cDid the foundation file Form 1120-POL for this year?.		1c	No
dEnter the amount (if any) of tax on political expenditures (section 4955) imposed during the year (1) On the foundation <input checked="" type="checkbox"/> \$ (2) On foundation managers <input checked="" type="checkbox"/> \$			
eEnter the reimbursement (if any) paid by the foundation during the year for political expenditure tax imposed on foundation managers <input checked="" type="checkbox"/> \$			
2Has the foundation engaged in any activities that have not previously been reported to the IRS? If "Yes," attach a detailed description of the activities.		2	No
3Has the foundation made any changes, not previously reported to the IRS, in its governing instrument, articles of incorporation, or bylaws, or other similar instruments? If "Yes," attach a conformed copy of the changes		3	No
4aDid the foundation have unrelated business gross income of \$1,000 or more during the year?.		4a	No
bIf "Yes," has it filed a tax return on Form 990-T for this year?.		4b	
5Was there a liquidation, termination, dissolution, or substantial contraction during the year? If "Yes," attach the statement required by General Instruction T.		5	No
6Are the requirements of section 508(e) (relating to sections 4941 through 4945) satisfied either • By language in the governing instrument, or • By state legislation that effectively amends the governing instrument so that no mandatory directions that conflict with the state law remain in the governing instrument?		6	Yes
7Did the foundation have at least \$5,000 in assets at any time during the year? If "Yes," complete Part II, col (c), and Part XV		7	Yes
8aEnter the states to which the foundation reports or with which it is registered (see page 19 of the instructions) <input checked="" type="checkbox"/> PA			
bIf the answer is "Yes" to line 7, has the foundation furnished a copy of Form 990-PF to the Attorney General (or designate) of each state as required by General Instruction G? If "No," attach explanation .		8b	Yes
9Is the foundation claiming status as a private operating foundation within the meaning of section 4942(j)(3) or 4942(j)(5) for calendar year 2010 or the taxable year beginning in 2010 (see instructions for Part XIV on page 27)? If "Yes," complete Part XIV		9	No
10Did any persons become substantial contributors during the tax year? If "Yes," attach a schedule listing their names and addresses		10	No

Part VII-A

Statements Regarding Activities *(continued)*

11	At any time during the year, did the foundation, directly or indirectly, own a controlled entity within the meaning of section 512(b)(13)? If "Yes," attach schedule (see page 20 of the instructions).	11		No
12	Did the foundation acquire a direct or indirect interest in any applicable insurance contract before August 17, 2008?	12		No
13	Did the foundation comply with the public inspection requirements for its annual returns and exemption application?	13	Yes	
Website address				
14	The books are in care of KINSLEY MANAGEMENT Telephone no (717) 741-3841 Located at 6259 REYNOLDS MILL ROAD SEVEN VALLEYS PA ZIP+4 17360			
15	Section 4947(a)(1) nonexempt charitable trusts filing Form 990-PF in lieu of Form 1041 —Check here and enter the amount of tax-exempt interest received or accrued during the year.	15		
16	At any time during calendar year 2010, did the foundation have an interest in or a signature or other authority over a bank, securities, or other financial account in a foreign country?	16		No
See page 20 of the instructions for exceptions and filing requirements for Form TD F 90-22.1 If "Yes", enter the name of the foreign country				

Part VII-B

Statements Regarding Activities for Which Form 4720 May Be Required

File Form 4720 if any item is checked in the "Yes" column, unless an exception applies.			Yes	No
1a	During the year did the foundation (either directly or indirectly) (1) Engage in the sale or exchange, or leasing of property with a disqualified person? (2) Borrow money from, lend money to, or otherwise extend credit to (or accept it from) a disqualified person? (3) Furnish goods, services, or facilities to (or accept them from) a disqualified person? (4) Pay compensation to, or pay or reimburse the expenses of, a disqualified person? (5) Transfer any income or assets to a disqualified person (or make any of either available for the benefit or use of a disqualified person)? (6) Agree to pay money or property to a government official? (Exception. Check "No" if the foundation agreed to make a grant to or to employ the official for a period after termination of government service, if terminating within 90 days).			
b	If any answer is "Yes" to 1a(1)–(6), did any of the acts fail to qualify under the exceptions described in Regulations section 53.4941(d)-3 or in a current notice regarding disaster assistance (see page 20 of the instructions)? Organizations relying on a current notice regarding disaster assistance check here.	1b		
c	Did the foundation engage in a prior year in any of the acts described in 1a, other than excepted acts, that were not corrected before the first day of the tax year beginning in 2010?	1c		No
2	Taxes on failure to distribute income (section 4942) (does not apply for years the foundation was a private operating foundation defined in section 4942(j)(3) or 4942(j)(5))			
a	At the end of tax year 2010, did the foundation have any undistributed income (lines 6d and 6e, Part XIII) for tax year(s) beginning before 2010? If "Yes," list the years 20 , 20 , 20 , 20			
b	Are there any years listed in 2a for which the foundation is not applying the provisions of section 4942(a)(2) (relating to incorrect valuation of assets) to the year's undistributed income? (If applying section 4942(a)(2) to all years listed, answer "No" and attach statement—see page 20 of the instructions).	2b		No
c	If the provisions of section 4942(a)(2) are being applied to any of the years listed in 2a, list the years here 20 , 20 , 20 , 20			
3a	Did the foundation hold more than a 2% direct or indirect interest in any business enterprise at any time during the year?			
b	If "Yes," did it have excess business holdings in 2010 as a result of (1) any purchase by the foundation or disqualified persons after May 26, 1969, (2) the lapse of the 5-year period (or longer period approved by the Commissioner under section 4943(c)(7)) to dispose of holdings acquired by gift or bequest, or (3) the lapse of the 10-, 15-, or 20-year first phase holding period? (Use Schedule C, Form 4720, to determine if the foundation had excess business holdings in 2010.).	3b		
4a	Did the foundation invest during the year any amount in a manner that would jeopardize its charitable purposes?	4a		No
b	Did the foundation make any investment in a prior year (but after December 31, 1969) that could jeopardize its charitable purpose that had not been removed from jeopardy before the first day of the tax year beginning in 2010?	4b		No

Part VII-B

Statements Regarding Activities for Which Form 4720 May Be Required (continued)

5a	During the year did the foundation pay or incur any amount to			
	(1) Carry on propaganda, or otherwise attempt to influence legislation (section 4945(e))?	<input type="checkbox"/> Yes	<input checked="" type="checkbox"/> No	
	(2) Influence the outcome of any specific public election (see section 4955), or to carry on, directly or indirectly, any voter registration drive?	<input type="checkbox"/> Yes	<input checked="" type="checkbox"/> No	
	(3) Provide a grant to an individual for travel, study, or other similar purposes?	<input type="checkbox"/> Yes	<input checked="" type="checkbox"/> No	
	(4) Provide a grant to an organization other than a charitable, etc , organization described in section 509(a)(1), (2), or (3), or section 4940(d)(2)? (see page 22 of the instructions).	<input type="checkbox"/> Yes	<input checked="" type="checkbox"/> No	
	(5) Provide for any purpose other than religious, charitable, scientific, literary, or educational purposes, or for the prevention of cruelty to children or animals?	<input type="checkbox"/> Yes	<input checked="" type="checkbox"/> No	
b	If any answer is "Yes" to 5a(1)–(5), did any of the transactions fail to qualify under the exceptions described in Regulations section 53.4945 or in a current notice regarding disaster assistance (see page 22 of the instructions)? Organizations relying on a current notice regarding disaster assistance check here.	5b		
c	If the answer is "Yes" to question 5a(4), does the foundation claim exemption from the tax because it maintained expenditure responsibility for the grant? <i>If "Yes," attach the statement required by Regulations section 53.4945–5(d).</i>	<input type="checkbox"/> Yes	<input type="checkbox"/> No	
6a	Did the foundation, during the year, receive any funds, directly or indirectly, to pay premiums on a personal benefit contract?	<input type="checkbox"/> Yes	<input checked="" type="checkbox"/> No	
b	Did the foundation, during the year, pay premiums, directly or indirectly, on a personal benefit contract? <i>If "Yes" to 6b, file Form 8870.</i>	6b		No
7a	At any time during the tax year, was the foundation a party to a prohibited tax shelter transaction?	<input type="checkbox"/> Yes	<input checked="" type="checkbox"/> No	
b	If yes, did the foundation receive any proceeds or have any net income attributable to the transaction?	7b		

Part VIII

Information About Officers, Directors, Trustees, Foundation Managers, Highly Paid Employees, and Contractors

1 List all officers, directors, trustees, foundation managers and their compensation (see page 22 of the instructions).				
(a) Name and address	(b) Title, and average hours per week devoted to position	(c) Compensation (If not paid, enter -0-)	(d) Contributions to employee benefit plans and deferred compensation	(e) Expense account, other allowances
ANNE W KINSLEY 2700 WATER STREET YORK, PA 17403	PRESIDENT 10	0		
CHRISTOPHER A KINSLEY RD 1 BOX 131BB SEVEN VALLEYS, PA 17360	SECRETARY 1	0		
TIMOTHY J KINSLEY RD1 BOX 133A SEVEN VALLEYS, PA 17360	TREASURER 1	0		
2 Compensation of five highest-paid employees (other than those included on line 1—see page 23 of the instructions). If none, enter "NONE."				
(a) Name and address of each employee paid more than \$50,000	(b) Title, and average hours per week devoted to position	(c) Compensation	(d) Contributions to employee benefit plans and deferred compensation	(e) Expense account, other allowances
NONE				
Total number of other employees paid over \$50,000.				0

Part VIII

Information About Officers, Directors, Trustees, Foundation Managers, Highly Paid Employees, and Contractors (continued)

3 Five highest-paid independent contractors for professional services (see page 23 of the instructions). If none, enter "NONE".		
(a) Name and address of each person paid more than \$50,000	(b) Type of service	(c) Compensation
NONE		
Total number of others receiving over \$50,000 for professional services.		0

Part IX-A

Summary of Direct Charitable Activities

List the foundation's four largest direct charitable activities during the tax year. Include relevant statistical information such as the number of organizations and other beneficiaries served, conferences convened, research papers produced, etc.	Expenses
1	
2	
3	
4	

Part IX-B

Summary of Program-Related Investments (see page 24 of the instructions)

Describe the two largest program-related investments made by the foundation during the tax year on lines 1 and 2	Amount
1	
2	
All other program-related investments. See page 24 of the instructions.	
3	
Total. Add lines 1 through 3.	

Part X

Minimum Investment Return (All domestic foundations must complete this part. Foreign foundations, see page 24 of the instructions.)

1	Fair market value of assets not used (or held for use) directly in carrying out charitable, etc , purposes		
a	Average monthly fair market value of securities.	1a	6,352,682
b	Average of monthly cash balances.	1b	728,490
c	Fair market value of all other assets (see page 24 of the instructions).	1c	0
d	Total (add lines 1a, b, and c).	1d	7,081,172
e	Reduction claimed for blockage or other factors reported on lines 1a and 1c (attach detailed explanation).	1e	0
2	Acquisition indebtedness applicable to line 1 assets.	2	0
3	Subtract line 2 from line 1d.	3	7,081,172
4	Cash deemed held for charitable activities Enter 1 1/2% of line 3 (for greater amount, see page 25 of the instructions).	4	106,218
5	Net value of noncharitable-use assets. Subtract line 4 from line 3 Enter here and on Part V, line 4	5	6,974,954
6	Minimum investment return. Enter 5% of line 5.	6	348,748

Part XI

Distributable Amount (see page 25 of the instructions) (Section 4942(j)(3) and (j)(5) private operating foundations and certain foreign organizations check here ☒ and do not complete this part.)

1	Minimum investment return from Part X, line 6.	1	348,748
2a	Tax on investment income for 2010 from Part VI, line 5.	2a	4,922
b	Income tax for 2010 (This does not include the tax from Part VI).	2b	
c	Add lines 2a and 2b.	2c	4,922
3	Distributable amount before adjustments Subtract line 2c from line 1.	3	343,826
4	Recoveries of amounts treated as qualifying distributions.	4	0
5	Add lines 3 and 4.	5	343,826
6	Deduction from distributable amount (see page 25 of the instructions).	6	0
7	Distributable amount as adjusted Subtract line 6 from line 5 Enter here and on Part XIII, line 1.	7	343,826

Part XII

Qualifying Distributions (see page 25 of the instructions)

1	Amounts paid (including administrative expenses) to accomplish charitable, etc , purposes		
a	Expenses, contributions, gifts, etc —total from Part I, column (d), line 26.	1a	949,498
b	Program-related investments—total from Part IX-B.	1b	0
2	Amounts paid to acquire assets used (or held for use) directly in carrying out charitable, etc , purposes.	2	0
3	Amounts set aside for specific charitable projects that satisfy the		
a	Suitability test (prior IRS approval required).	3a	0
b	Cash distribution test (attach the required schedule).	3b	0
4	Qualifying distributions. Add lines 1a through 3b Enter here and on Part V, line 8, and Part XIII, line 4	4	949,498
5	Foundations that qualify under section 4940(e) for the reduced rate of tax on net investment income Enter 1% of Part I, line 27b (see page 26 of the instructions).	5	4,922
6	Adjusted qualifying distributions. Subtract line 5 from line 4.	6	944,576
Note: The amount on line 6 will be used in Part V, column (b), in subsequent years when calculating whether the foundation qualifies for the section 4940(e) reduction of tax in those years			

Part XIII

Undistributed Income (see page 26 of the instructions)

	(a) Corpus	(b) Years prior to 2009	(c) 2009	(d) 2010
1 Distributable amount for 2010 from Part XI, line 7				343,826
2 Undistributed income, if any, as of the end of 2010				
a Enter amount for 2009 only.			0	
b Total for prior years 2008 , 20__ , 20__		0		
3 Excess distributions carryover, if any, to 2010				
a From 2005.	145,601			
b From 2006.	30,089			
c From 2007.	123,975			
d From 2008.	658,311			
e From 2009.	703,793			
f Total of lines 3a through e.	1,661,769			
4 Qualifying distributions for 2010 from Part XII, line 4 ▶ \$ 949,498				
a Applied to 2009, but not more than line 2a			0	
b Applied to undistributed income of prior years (Election required—see page 26 of the instructions)		0		
c Treated as distributions out of corpus (Election required—see page 26 of the instructions). . .	0			
d Applied to 2010 distributable amount.				343,826
e Remaining amount distributed out of corpus	605,672			
5 Excess distributions carryover applied to 2010 (If an amount appears in column (d), the same amount must be shown in column (a).)	0			0
6 Enter the net total of each column as indicated below:				
a Corpus Add lines 3f, 4c, and 4e Subtract line 5	2,267,441			
b Prior years' undistributed income Subtract line 4b from line 2b.		0		
c Enter the amount of prior years' undistributed income for which a notice of deficiency has been issued, or on which the section 4942(a) tax has been previously assessed.		0		
d Subtract line 6c from line 6b Taxable amount—see page 27 of the instructions . . .		0		
e Undistributed income for 2009 Subtract line 4a from line 2a Taxable amount—see page 27 of the instructions			0	
f Undistributed income for 2010 Subtract lines 4d and 5 from line 1 This amount must be distributed in 2011				0
7 Amounts treated as distributions out of corpus to satisfy requirements imposed by section 170(b)(1)(F) or 4942(g)(3) (see page 27 of the instructions)	0			
8 Excess distributions carryover from 2005 not applied on line 5 or line 7 (see page 27 of the instructions)	145,601			
9 Excess distributions carryover to 2011. Subtract lines 7 and 8 from line 6a	2,121,840			
10 Analysis of line 9				
a Excess from 2006. . . .	30,089			
b Excess from 2007. . . .	123,975			
c Excess from 2008. . . .	658,311			
d Excess from 2009. . . .	703,793			
e Excess from 2010. . . .	605,672			

Part XIV

Private Operating Foundations (see page 27 of the instructions and Part VII-A, question 9)

1a

If the foundation has received a ruling or determination letter that it is a private operating foundation, and the ruling is effective for 2010, enter the date of the ruling.

b

Check box to indicate whether the organization is a private operating foundation described in section 4942(j)(3) or 4942(j)(5)

☐ 4942(j)(3) or ☐ 4942(j)(5)

2a	Enter the lesser of the adjusted net income from Part I or the minimum investment return from Part X for each year listed.	Tax year	Prior 3 years			(e) Total
		(a) 2010	(b) 2009	(c) 2008	(d) 2007	
b	85% of line 2a					
c	Qualifying distributions from Part XII, line 4 for each year listed.					
d	Amounts included in line 2c not used directly for active conduct of exempt activities.					
e	Qualifying distributions made directly for active conduct of exempt activities. Subtract line 2d from line 2c.					
3	Complete 3a, b, or c for the alternative test relied upon					
a	"Assets" alternative test—enter					
	(1) Value of all assets					
	(2) Value of assets qualifying under section 4942(j)(3)(B)(i)					
b	"Endowment" alternative test— enter 2/3 of minimum investment return shown in Part X, line 6 for each year listed.					
c	"Support" alternative test—enter					
	(1) Total support other than gross investment income (interest, dividends, rents, payments on securities loans (section 512(a)(5)), or royalties).					
	(2) Support from general public and 5 or more exempt organizations as provided in section 4942(j)(3)(B)(iii).					
	(3) Largest amount of support from an exempt organization					
	(4) Gross investment income					

Part XV

Supplementary Information (Complete this part only if the organization had \$5,000 or more in assets at any time during the year—see page 27 of the instructions.)

1

Information Regarding Foundation Managers:

a

List any managers of the foundation who have contributed more than 2% of the total contributions received by the foundation before the close of any tax year (but only if they have contributed more than \$5,000) (See section 507(d)(2))

ANNE W KINSLEY

b

List any managers of the foundation who own 10% or more of the stock of a corporation (or an equally large portion of the ownership of a partnership or other entity) of which the foundation has a 10% or greater interest

2

Information Regarding Contribution, Grant, Gift, Loan, Scholarship, etc., Programs:

Check here ☐ if the foundation only makes contributions to preselected charitable organizations and does not accept unsolicited requests for funds. If the foundation makes gifts, grants, etc. (see page 28 of the instructions) to individuals or organizations under other conditions, complete items 2a, b, c, and d.

a

The name, address, and telephone number of the person to whom applications should be addressed

ANNE W KINSLEY
2700 WATER STREET
YORK, PA 17403
(410) 537-5491

b

The form in which applications should be submitted and information and materials they should include

APPLICATIONS SHOULD BE SUBMITTED IN THE FORM OF A LETTER STATING WHO IS APPLYING FOR THE GRANT, WHAT THE CHARITABLE PURPOSE IS AND HOW THE GRANT WILL BE UTILIZED

c

Any submission deadlines

NO DEADLINES FOR SUBMISSIONS

d

Any restrictions or limitations on awards, such as by geographical areas, charitable fields, kinds of institutions, or other factors

NO RESTRICTIONS NO LIMITATIONS ON AWARDS

Form 990-PF (2010)

Part XV

Supplementary Information (continued)

3 Grants and Contributions Paid During the Year or Approved for Future Payment

Recipient	If recipient is an individual, show any relationship to any foundation manager or substantial contributor	Foundation status of recipient	Purpose of grant or contribution	Amount
Name and address (home or business)				
a Paid during the year See Additional Data Table				
Total			▶ 3a	949,085
b Approved for future payment				
Total			▶ 3b	

Enter gross amounts unless otherwise indicated

Part XVI-B Relationship of Activities to the Accomplishment of Exempt Purposes

Form **990-PF** (2010)

Part XVII

Information Regarding Transfers To and Transactions and Relationships With Noncharitable Exempt Organizations

1

Did the organization directly or indirectly engage in any of the following with any other organization described in section 501(c) of the Code (other than section 501(c)(3) organizations) or in section 527, relating to political organizations?

a

Transfers from the reporting foundation to a noncharitable exempt organization of

1

Cash.

1a(1)

No

2

Other assets.

1a(2)

No

b

Other transactions

1

Sales of assets to a noncharitable exempt organization.

1b(1)

No

2

Purchases of assets from a noncharitable exempt organization.

1b(2)

No

3

Rental of facilities, equipment, or other assets.

1b(3)

No

4

Reimbursement arrangements.

1b(4)

No

5

Loans or loan guarantees.

1b(5)

No

6

Performance of services or membership or fundraising solicitations.

1b(6)

No

c

Sharing of facilities, equipment, mailing lists, other assets, or paid employees.

1c

No

d

If the answer to any of the above is "Yes," complete the following schedule. Column (b) should always show the fair market value of the goods, other assets, or services given by the reporting foundation. If the foundation received less than fair market value in any transaction or sharing arrangement, show in column (d) the value of the goods, other assets, or services received.

(a) Line No	(b) Amount involved	(c) Name of noncharitable exempt organization	(d) Description of transfers, transactions, and sharing arrangements

2a

Is the foundation directly or indirectly affiliated with, or related to, one or more tax-exempt organizations described in section 501(c) of the Code (other than section 501(c)(3)) or in section 527?

☐

Yes

☒

No

b

If "Yes," complete the following schedule

(a) Name of organization	(b) Type of organization	(c) Description of relationship
--------------------------	--------------------------	---------------------------------

Sign Here

Under penalties of perjury, I declare that I have examined this return, including accompanying schedules and statements, and to the best of my knowledge and belief, it is true, correct, and complete. Declaration of preparer (other than taxpayer or fiduciary) is based on all information of which preparer has any knowledge.

Signature of officer or trustee

2011-05-12

Date

Title

Paid Preparer's Use Only

Preparer's Signature

BROWN INVESTMENT ADVISORY

Firm's name

BROWN INVESTMENT ADVISORY & TRUST

Firm's address

901 SOUTH BOND STREET
BALTIMORE, MD 21231

Date

2011-05-12

Check if self-employed

☐

PTIN

Firm's EIN

Phone no

(410) 537-5484

Form 990-PF (2010)

<div>Schedule B</div> <div>(Form 990, 990-EZ, or 990-PF)</div> <div>Department of the Treasury Internal Revenue Service</div>	<div>Schedule of Contributors</div> <div>▶ Attach to Form 990, 990-EZ, or 990-PF.</div>	<div>OMB No 1545-0047</div>
		<div>2010</div>

<div>Name of organization</div> <div>THE KINSLEY FAMILY FOUNDATION</div>	<div>Employer identification number</div> <div>23-2870170</div>
--	---

Organization type (check one)

Filers of:	Section:
Form 990 or 990-EZ	<div><input type="checkbox"/> 501(c)() (enter number) organization</div> <div><input type="checkbox"/> 4947(a)(1) nonexempt charitable trust not treated as a private foundation</div> <div><input type="checkbox"/> 527 political organization</div>
Form 990-PF	<div><input checked="" type="checkbox"/> 501(c)(3) exempt private foundation</div> <div><input type="checkbox"/> 4947(a)(1) nonexempt charitable trust treated as a private foundation</div> <div><input type="checkbox"/> 501(c)(3) taxable private foundation</div>

Check if your organization is covered by the **General Rule** or a **Special Rule**.
Note. Only a section 501(c)(7), (8), or (10) organization can check boxes for both the General Rule and a Special Rule. See instructions.

General Rule—

☒ For an organization filing Form 990, 990-EZ, or 990-PF that received, during the year, \$5,000 or more (in money or property) from any one contributor. Complete Parts I and II.

Special Rules

☐ For a section 501(c)(3) organization filing Form 990 or 990-EZ, that met the 33¹/₃% support test of the regulations under sections 509(a)(1) and 170(b)(1)(A)(vi), and received from any one contributor, during the year, a contribution of the greater of **(1)** \$5,000 or **(2)** 2% of the amount on (i) Form 990, Part VIII, line 1h, or (ii) Form 990-EZ, line 1. Complete Parts I and II.

☐ For a section 501(c)(7), (8), or (10) organization filing Form 990, or 990-EZ, that received from any one contributor, during the year, aggregate contributions of more than \$1,000 for use *exclusively* for religious, charitable, scientific, literary, or educational purposes, or the prevention of cruelty to children or animals. Complete Parts I, II, and III.

☐ For a section 501(c)(7), (8), or (10) organization filing Form 990, or 990-EZ, that received from any one contributor, during the year, contributions for use *exclusively* for religious, charitable, etc., purposes, but these contributions did not aggregate to more than \$1,000. If this box is checked, enter here the total contributions that were received during the year for an *exclusively* religious, charitable, etc., purpose. Do not complete any of the parts unless the **General Rule** applies to this organization because it received nonexclusively religious, charitable, etc., contributions of \$5,000 or more during the year. ▶ \$ _____

Caution. An Organization that is not covered by the General Rule and/or the Special Rules does not file Schedule B (Form 990, 990-EZ, or 990-PF), but it **must** answer “No” on Part IV, line 2 of its Form 990, or check the box on line H of its Form 990-EZ, or on line 2 of its Form 990-PF, to certify that it does not meet the filing requirements of Schedule B (Form 990, 990-EZ, or 990-PF).

Name of organization THE KINSLEY FAMILY FOUNDATION	Employer identification number 23-2870170
--	---

Part I **Contributors** (see Instructions)

(a) No.	(b) Name, address, and ZIP + 4	(c) Aggregate contributions	(d) Type of contribution
<u>2</u>	ROBERT A ANNE W KINSLEY 2700 WATER STREET YORK, PA 17403	\$ 100,000	Person <input checked="" type="checkbox"/> Payroll <input type="checkbox"/> Noncash <input type="checkbox"/> (Complete Part II if there is a noncash contribution)
<u>3</u>	RA WALTON & CO INC 1800 INDUSTRIAL HIGHWAY YORK, PA 17402	\$ 36,000	Person <input checked="" type="checkbox"/> Payroll <input type="checkbox"/> Noncash <input type="checkbox"/> (Complete Part II if there is a noncash contribution)
<u>7</u>	KINSLEY CONSTRUCTION P O BOX 886 YORK, PA 17405	\$ 150,000	Person <input checked="" type="checkbox"/> Payroll <input type="checkbox"/> Noncash <input type="checkbox"/> (Complete Part II if there is a noncash contribution)
<u> </u>		\$	Person <input type="checkbox"/> Payroll <input type="checkbox"/> Noncash <input type="checkbox"/> (Complete Part II if there is a noncash contribution)
<u> </u>		\$	Person <input type="checkbox"/> Payroll <input type="checkbox"/> Noncash <input type="checkbox"/> (Complete Part II if there is a noncash contribution)
<u> </u>		\$	Person <input type="checkbox"/> Payroll <input type="checkbox"/> Noncash <input type="checkbox"/> (Complete Part II if there is a noncash contribution)
<u> </u>		\$	Person <input type="checkbox"/> Payroll <input type="checkbox"/> Noncash <input type="checkbox"/> (Complete Part II if there is a noncash contribution)

Name of organization THE KINSLEY FAMILY FOUNDATION	Employer identification number 23-2870170
---	--

Part II

Noncash Property (see Instructions)

(a) No. from Part I	(b) Description of noncash property given	(c) FMV (or estimate) (see instructions)	(d) Date received
—	<div></div> <div></div> <div></div> <div></div>	\$ <div></div>	<div></div>
(a) No. from Part I	(b) Description of noncash property given	(c) FMV (or estimate) (see instructions)	(d) Date received
—	<div></div> <div></div> <div></div> <div></div>	\$ <div></div>	<div></div>
(a) No. from Part I	(b) Description of noncash property given	(c) FMV (or estimate) (see instructions)	(d) Date received
—	<div></div> <div></div> <div></div> <div></div>	\$ <div></div>	<div></div>
(a) No. from Part I	(b) Description of noncash property given	(c) FMV (or estimate) (see instructions)	(d) Date received
—	<div></div> <div></div> <div></div> <div></div>	\$ <div></div>	<div></div>
(a) No. from Part I	(b) Description of noncash property given	(c) FMV (or estimate) (see instructions)	(d) Date received
—	<div></div> <div></div> <div></div> <div></div>	\$ <div></div>	<div></div>
(a) No. from Part I	(b) Description of noncash property given	(c) FMV (or estimate) (see instructions)	(d) Date received
—	<div></div> <div></div> <div></div> <div></div>	\$ <div></div>	<div></div>

Name of organization THE KINSLEY FAMILY FOUNDATION	Employer identification number 23-2870170
--	---

Part III

Exclusively religious, charitable, etc., individual contributions to section 501(c)(7), (8), or (10) organizations aggregating more than \$1,000 for the year. (Complete columns (a) through (e) and the following line entry)

For organizations completing Part III, enter the total of *exclusively* religious, charitable, etc , contributions of **\$1,000 or less** for the year (Enter this information once See instructions) ► \$

(a) No. from Part I	(b) Purpose of gift	(c) Use of gift	(d) Description of how gift is held
—	<div></div>	<div></div>	<div></div>
	<div>(e) Transfer of gift</div>		
	<div>Transferee's name, address, and ZIP + 4Relationship of transferor to transferee</div>		
—	<div></div>	<div></div>	<div></div>
	<div>(e) Transfer of gift</div>		
	<div>Transferee's name, address, and ZIP + 4Relationship of transferor to transferee</div>		
—	<div></div>	<div></div>	<div></div>
	<div>(e) Transfer of gift</div>		
	<div>Transferee's name, address, and ZIP + 4Relationship of transferor to transferee</div>		
—	<div></div>	<div></div>	<div></div>
	<div>(e) Transfer of gift</div>		
	<div>Transferee's name, address, and ZIP + 4Relationship of transferor to transferee</div>		
—	<div></div>	<div></div>	<div></div>
	<div>(e) Transfer of gift</div>		
	<div>Transferee's name, address, and ZIP + 4Relationship of transferor to transferee</div>		

Additional Data

Software ID:
Software Version:
EIN: 23-2870170
Name: THE KINSLEY FAMILY FOUNDATION

Form 990PF Part IV - Capital Gains and Losses for Tax on Investment Income - Columns a - d

(a) List and describe the kind(s) of property sold (e g , real estate, 2-story brick warehouse, or common stock, 200 shs MLC Co)		(b) How acquired P—Purchase D—Donation	(c) Date acquired (mo , day, yr)	(d) Date sold (mo , day, yr)
A	226 ABB LTD SPON ADR		2010-04-26	2010-11-08
B	68 ABB LTD SPON ADR		2009-09-25	2010-11-08
C	11 ASBC CAPITAL I 7 6250% PFD		2009-06-18	2010-03-02
D	67 ASBC CAPITAL I 7 6250% PFD		2009-06-18	2010-03-03
E	40 ASBC CAPITAL I 7 6250% PFD		2009-06-18	2010-03-04
F	124 ASBC CAPITAL I 7 6250% PFD		2009-06-18	2010-03-05
G	231 ASBC CAPITAL I 7 6250% PFD		2009-06-18	2010-03-08
H	110 ASBC CAPITAL I 7 6250% PFD		2009-06-18	2010-03-09
I	24 ASBC CAPITAL I 7 6250% PFD		2009-06-18	2010-03-09
J	31 ASBC CAPITAL I 7 6250% PFD		2009-06-18	2010-03-19
K	111 ASBC CAPITAL I 7 6250% PFD		2009-06-18	2010-03-22
L	63 ASBC CAPITAL I 7 6250% PFD		2009-06-18	2010-03-23
M	63 ASBC CAPITAL I 7 6250% PFD		2009-06-18	2010-03-24
N	70 AIR PRODUCTS & CHEMICALS INC		2010-04-22	2010-11-08
O	119 ALBERTO CULVER CO		2009-10-02	2010-09-27
P	124 ALBERTO CULVER CO		2009-03-17	2010-09-27
Q	112 ALBERTO CULVER CO		2010-05-24	2010-09-27
R	364 ALBERTO CULVER CO		2009-03-17	2010-10-05
S	190 ALBERTO CULVER CO		2009-03-11	2010-10-08
T	40 ALBERTO CULVER CO		2009-02-26	2010-10-08
U	228 ALBERTO CULVER CO		2009-02-26	2010-10-11
V	226 ALBERTO CULVER CO		2009-03-26	2010-10-13
W	327 ALBERTO CULVER CO		2009-04-27	2010-10-18
X	75 ALLERGAN INC		2010-03-02	2010-10-29
Y	96 ALLERGAN INC		2010-02-25	2010-11-08
Z	3 ALLERGAN INC		2010-05-24	2010-11-08
AA	14000 ALLIED CAPITAL CORP 6 625% DUE 07/15/2011		2009-11-04	2010-03-17
AB	175 AMERICAN EAGLE OUTFITTERS INC NEW COM		2010-07-16	2010-11-08
AC	228 AMERICAN EAGLE OUTFITTERS INC NEW COM		2010-11-16	2010-11-23
AD	190 AMERICAN EXPRESS CO		2008-11-28	2010-02-16

Form 990PF Part IV - Capital Gains and Losses for Tax on Investment Income - Columns a - d

(a) List and describe the kind(s) of property sold (e g , real estate, 2-story brick warehouse, or common stock, 200 shs MLC Co)		(b) How acquired P—Purchase D—Donation	(c) Date acquired (mo , day, yr)	(d) Date sold (mo , day, yr)
AE	90 AMERICAN EXPRESS CO		2009-08-20	2010-02-16
AF	185 AMERICAN EXPRESS CO		2008-11-12	2010-02-16
AG	55 AMERICAN EXPRESS CO		2008-11-12	2010-03-08
AH	125 AMERICAN EXPRESS CO		2008-11-12	2010-05-19
AI	80 AMERICAN EXPRESS CO		2010-10-15	2010-11-08
AJ	31000 AMERICAN EXPRESS CO 6 8% DUE 09/01/2066		2009-07-28	2010-03-02
AK	23 AMERICAN PUBLIC EDUCATION		2010-01-13	2010-02-22
AL	5 AMERICAN PUBLIC EDUCATION		2010-01-13	2010-06-23
AM	3 AMERICAN PUBLIC EDUCATION		2009-06-17	2010-06-23
AN	10 AMERICAN PUBLIC EDUCATION		2010-01-13	2010-06-23
AO	12 AMERICAN PUBLIC EDUCATION		2009-06-17	2010-06-23
AP	41 AMERICAN PUBLIC EDUCATION		2009-06-17	2010-06-24
AQ	12 AMERICAN PUBLIC EDUCATION		2009-06-17	2010-11-01
AR	117 AMERICAN PUBLIC EDUCATION		2009-07-24	2010-11-01
AS	20 AMERICAN PUBLIC EDUCATION		2009-11-18	2010-11-05
AT	45 AMERICAN PUBLIC EDUCATION		2009-08-05	2010-11-05
AU	84 AMETEK INC (NEW) COM		2007-12-03	2010-04-14
AV	77 AMETEK INC (NEW) COM		2007-12-03	2010-04-14
AW	60 AMETEK INC (NEW) COM		2008-02-12	2010-04-15
AX	43 AMETEK INC (NEW) COM		2008-02-12	2010-04-15
AY	110 AMETEK INC (NEW) COM		2008-10-20	2010-04-16
AZ	31 AMETEK INC (NEW) COM		2009-07-28	2010-04-19
BA	63 AMETEK INC (NEW) COM		2008-10-20	2010-04-19
BB	59 AMETEK INC (NEW) COM		2009-07-28	2010-04-20
BC	43 AMETEK INC (NEW) COM		2009-07-28	2010-04-20
BD	83 AMETEK INC (NEW) COM		2009-07-31	2010-04-20
BE	131 AMETEK INC (NEW) COM		2009-07-31	2010-04-21
BF	135 AMETEK INC (NEW) COM		2008-12-03	2010-04-21
BG	120 AMPHENOL CORP - CL A		2010-04-21	2010-11-08
BH	70 ANSYS INC		2010-10-18	2010-11-08

Form 990PF Part IV – Capital Gains and Losses for Tax on Investment Income - Columns a - d

(a) List and describe the kind(s) of property sold (e g , real estate, 2-story brick warehouse, or common stock, 200 shs MLC Co)		(b) How acquired P—Purchase D—Donation	(c) Date acquired (mo , day, yr)	(d) Date sold (mo , day, yr)
BI	14 APPLE COMPUTER INC		2008-10-10	2010-04-26
BJ	13 APPLE COMPUTER INC		2008-10-10	2010-11-08
BK	19 APPLE COMPUTER INC		2010-05-24	2010-11-08
BL	530 ARES CAP CORP		2009-08-14	2010-03-02
BM	625 ARES CAP CORP		2009-10-29	2010-03-02
BN	191 ARGON ST, INC		2009-06-17	2010-02-03
BO	4 ARGON ST, INC		2009-06-17	2010-02-04
BP	15 ARGON ST, INC		2007-12-17	2010-02-04
BQ	60 ARGON ST, INC		2007-12-17	2010-04-06
BR	44 ARGON ST, INC		2007-12-04	2010-04-21
BS	35 ARGON ST, INC		2007-12-04	2010-04-21
BT	46 ARGON ST, INC		2007-12-04	2010-04-22
BU	24 ARGON ST, INC		2007-12-03	2010-08-02
BV	333 ARGON ST, INC		2008-01-09	2010-08-03
BW	38 ARGON ST, INC		2008-01-09	2010-08-03
BX	35 ASSURANT INC		2009-09-25	2010-07-16
BY	175 ASSURANT INC		2010-05-24	2010-07-16
BZ	185 ASSURANT INC		2009-10-13	2010-09-28
CA	45 ASSURANT INC		2009-09-25	2010-09-28
CB	60 ASSURANT INC		2009-10-13	2010-10-04
CC	250 ASSURANT INC		2009-08-20	2010-10-04
CD	130 ASSURANT INC		2009-04-16	2010-10-15
CE	50 ASSURANT INC		2009-04-16	2010-11-08
CF	155 ATHENAHEALTH INC		2009-10-16	2010-05-28
CG	55 ATHENAHEALTH INC		2010-04-07	2010-05-28
CH	35 ATHENAHEALTH INC		2009-10-28	2010-05-28
CI	25 ATHENAHEALTH INC		2010-04-07	2010-05-28
CJ	461 BB&T CAP TRST VI 9 60% PFD		2009-07-22	2010-03-02
CK	150 BB&T CAP TRST VI 9 60% PFD		2009-07-22	2010-03-03
CL	55 BB&T CAP TRST VI 9 60% PFD		2009-07-21	2010-03-04

Form 990PF Part IV - Capital Gains and Losses for Tax on Investment Income - Columns a - d

(a) List and describe the kind(s) of property sold (e g , real estate, 2-story brick warehouse, or common stock, 200 shs MLC Co)		(b) How acquired P—Purchase D—Donation	(c) Date acquired (mo , day, yr)	(d) Date sold (mo , day, yr)
CM	253 BB&T CAP TRST VI 9 60% PFD		2009-07-21	2010-03-05
CN	17000 BANK OF AMERICA CORP PERPETUAL		2009-11-17	2010-03-02
CO	180 BANK OF NEW YORK MELLON CORP		2007-12-17	2010-11-08
CP	180 BANK OF NEW YORK MELLON CORP		2008-09-17	2010-11-08
CQ	1140 BARCLAYS BK PLC 8 125% PFD		2009-06-24	2010-03-02
CR	15 BECTON DICKINSON & CO		2009-11-09	2010-11-08
CS	65 BECTON DICKINSON & CO		2010-06-22	2010-11-08
CT	59 BRINK'S HOME SECURITY HOLDINGS, INC		2009-09-21	2010-04-21
CU	26 BRINK'S HOME SECURITY HOLDINGS, INC		2009-09-21	2010-04-21
CV	35 BRINK'S HOME SECURITY HOLDINGS, INC		2009-02-18	2010-04-21
CW	80 BRINK'S HOME SECURITY HOLDINGS, INC		2009-01-22	2010-04-22
CX	80 BRINK'S HOME SECURITY HOLDINGS, INC		2009-02-24	2010-05-04
CY	80 BROADRIDGE FINANCIAL SOLUTIONS INC		2009-06-17	2010-04-21
CZ	85 BROADRIDGE FINANCIAL SOLUTIONS INC		2008-12-17	2010-04-21
DA	225 BROADRIDGE FINANCIAL SOLUTIONS INC		2008-12-26	2010-05-12
DB	16000 BROADRIDGE FINANCIAL SOLUTIONS INC 6 125% DUE 06/01/2017		2009-07-07	2010-02-09
DC	31000 CIT GROUP, INC 7% DUE 5/1/16		2010-02-08	2010-03-10
DD	165 CA INC		2010-09-28	2010-11-08
DE	130 CANADIAN NATURAL RESOURCES LTD		2009-11-06	2010-07-22
DF	70 CANADIAN NATURAL RESOURCES LTD		2009-11-06	2010-07-28
DG	35 CANADIAN NATURAL RESOURCES LTD		2010-05-24	2010-07-28
DH	115 CANADIAN NATURAL RESOURCES LTD		2010-05-24	2010-07-29
DI	95 CANADIAN NATURAL RESOURCES LTD		2010-10-27	2010-11-08
DJ	193 CANADIAN NATURAL RESOURCES LTD		2010-10-29	2010-11-08
DK	75 CANADIAN NATURAL RESOURCES LTD		2009-08-20	2010-12-22
DL	20 CANADIAN NATURAL RESOURCES LTD		2010-10-27	2010-12-22
DM	12 CANADIAN NATURAL RESOURCES LTD		2010-05-24	2010-12-31
DN	148 CANADIAN NATURAL RESOURCES LTD		2009-11-19	2010-12-31
DO	33 CANADIAN NATURAL RESOURCES LTD		2010-10-29	2010-12-31
DP	29000 CAPITAL ONE CAPITAL V 10 25% PFD DUE 08/15/2039		2009-08-17	2010-03-02

Form 990PF Part IV - Capital Gains and Losses for Tax on Investment Income - Columns a - d

(a) List and describe the kind(s) of property sold (e g , real estate, 2-story brick warehouse, or common stock, 200 shs MLC Co)		(b) How acquired P—Purchase D—Donation	(c) Date acquired (mo , day, yr)	(d) Date sold (mo , day, yr)
DQ	145 CHUBB CORP		2010-05-24	2010-10-25
DR	65 CHUBB CORP		2010-01-27	2010-11-08
DS	20 CHUBB CORP		2009-08-20	2010-11-08
DT	5 CHUBB CORP		2010-05-24	2010-11-08
DU	92 CISCO SYSTEMS		2007-12-03	2010-02-16
DV	256 CISCO SYSTEMS		2007-12-03	2010-11-08
DW	195 CISCO SYSTEMS		2010-05-20	2010-11-08
DX	53 CITI TRENDS INC		2009-10-01	2010-06-08
DY	30 CITI TRENDS INC		2010-05-19	2010-06-08
DZ	93 CITRIX SYSTEMS INC		2008-06-26	2010-01-28
EA	20 CITRIX SYSTEMS INC		2009-06-17	2010-03-12
EB	85 CITRIX SYSTEMS INC		2008-07-15	2010-03-12
EC	40 CITRIX SYSTEMS INC		2008-07-15	2010-03-16
ED	9 CITRIX SYSTEMS INC		2008-06-26	2010-08-05
EE	69 CITRIX SYSTEMS INC		2010-05-24	2010-08-05
EF	109 CITRIX SYSTEMS INC		2008-07-01	2010-09-03
EG	102 CITRIX SYSTEMS INC		2008-09-29	2010-09-27
EH	44 CITRIX SYSTEMS INC		2008-07-01	2010-10-19
EI	47 CITRIX SYSTEMS INC		2008-09-29	2010-10-19
EJ	87 CITRIX SYSTEMS INC		2008-07-21	2010-11-08
EK	91 CITRIX SYSTEMS INC		2009-02-24	2010-12-09
EL	94 COACH INC		2010-05-24	2010-06-03
EM	137 COACH INC		2010-01-20	2010-11-08
EN	16 COACH INC		2010-01-20	2010-12-06
EO	56 COACH INC		2008-04-02	2010-12-06
EP	72 COACH INC		2008-09-11	2010-12-07
EQ	100 COGNIZANT TECH SOLUTIONS CRP COM		2008-11-07	2010-03-29
ER	64 COGNIZANT TECH SOLUTIONS CRP COM		2010-06-02	2010-08-05
ES	55 COGNIZANT TECH SOLUTIONS CRP COM		2010-06-02	2010-10-20
ET	41 COGNIZANT TECH SOLUTIONS CRP COM		2008-10-30	2010-10-29

Form 990PF Part IV - Capital Gains and Losses for Tax on Investment Income - Columns a - d

(a) List and describe the kind(s) of property sold (e g , real estate, 2-story brick warehouse, or common stock, 200 shs MLC Co)		(b) How acquired P—Purchase D—Donation	(c) Date acquired (mo , day, yr)	(d) Date sold (mo , day, yr)
EU	30 COGNIZANT TECH SOLUTIONS CRP COM		2010-05-24	2010-10-29
EV	86 COGNIZANT TECH SOLUTIONS CRP COM		2008-10-30	2010-11-08
EW	181 COMMVAULT SYSTEMS INC		2010-05-04	2010-08-23
EX	59 COMMVAULT SYSTEMS INC		2010-05-04	2010-10-04
EY	10 COMMVAULT SYSTEMS INC		2010-04-05	2010-10-08
EZ	101 COMMVAULT SYSTEMS INC		2009-07-14	2010-10-08
FA	130 COMPELLENT TECHNOLOGIES INC		2010-03-22	2010-10-08
FB	63 COSTCO WHOLESALE CORPORATION		2009-05-29	2010-02-16
FC	41 COSTCO WHOLESALE CORPORATION		2009-05-29	2010-11-08
FD	62 COSTCO WHOLESALE CORPORATION		2010-05-24	2010-11-08
FE	51 COSTCO WHOLESALE CORPORATION		2009-05-29	2010-12-06
FF	52 COSTCO WHOLESALE CORPORATION		2009-05-29	2010-12-07
FG	775 COUNTRYWIDE CAP V PFD 7%		2009-06-18	2010-03-04
FH	57 COVANCE INC		2010-03-02	2010-11-08
FI	93 COVANCE INC		2009-10-09	2010-11-08
FJ	66 CYBERSOURCE CORP		2009-07-16	2010-02-04
FK	15 CYBERSOURCE CORP		2009-09-01	2010-02-04
FL	60 CYBERSOURCE CORP		2009-07-16	2010-02-05
FM	124 CYBERSOURCE CORP		2009-07-07	2010-02-05
FN	45 DANAHER CORP		2008-03-28	2010-11-08
FO	68 DANAHER CORP		2010-05-24	2010-11-08
FP	155 DARDEN RESTAURANTS INC		2009-11-18	2010-04-15
FQ	160 DARDEN RESTAURANTS INC		2009-11-18	2010-04-22
FR	80 DARDEN RESTAURANTS INC		2009-11-18	2010-05-14
FS	245 DARDEN RESTAURANTS INC		2009-11-19	2010-05-19
FT	102 DAVITA INC		2010-01-11	2010-09-03
FU	73 DAVITA INC		2010-01-11	2010-11-08
FV	7 DAVITA INC		2010-05-24	2010-11-08
FW	40 DEERE & CO		2009-07-29	2010-01-29
FX	40 DEERE & CO		2009-04-21	2010-02-25

Form 990PF Part IV - Capital Gains and Losses for Tax on Investment Income - Columns a - d

(a) List and describe the kind(s) of property sold (e g , real estate, 2-story brick warehouse, or common stock, 200 shs MLC Co)		(b) How acquired P—Purchase D—Donation	(c) Date acquired (mo , day, yr)	(d) Date sold (mo , day, yr)
FY	60 DEERE & CO		2009-04-21	2010-03-03
FZ	95 DEERE & CO		2009-04-02	2010-04-29
GA	95 DEERE & CO		2010-05-24	2010-06-03
GB	115 DEERE & CO		2009-07-10	2010-07-16
GC	5 DEERE & CO		2010-05-24	2010-07-16
GD	60 DEERE & CO		2009-07-10	2010-07-28
GE	55 DEERE & CO		2009-03-30	2010-10-15
GF	40 DEERE & CO		2009-03-30	2010-11-08
GG	240 DELL INC		2008-09-22	2010-11-08
GH	328 DB CONT CAPT TR 8 05% PFD		2009-08-11	2010-02-04
GI	626 DB CONT CAPT TR 8 05% PFD		2009-07-28	2010-02-08
GJ	96 DB CONT CAPT TR 8 05% PFD		2009-08-11	2010-02-08
GK	60 DIAMOND OFFSHORE DRILLING		2009-08-20	2010-04-16
GL	115 DIAMOND OFFSHORE DRILLING		2008-12-26	2010-04-16
GM	75 DIAMOND OFFSHORE DRILLING		2010-05-25	2010-11-08
GN	8 DOUBLE-TAKE SOFTWARE INC		2008-12-31	2010-02-08
GO	8 DOUBLE-TAKE SOFTWARE INC		2008-12-31	2010-02-09
GP	21 DOUBLE-TAKE SOFTWARE INC		2009-07-24	2010-02-16
GQ	14 DOUBLE-TAKE SOFTWARE INC		2008-12-31	2010-02-16
GR	27 DOUBLE-TAKE SOFTWARE INC		2009-07-24	2010-02-18
GS	7 DOUBLE-TAKE SOFTWARE INC		2009-07-24	2010-02-18
GT	66 DOUBLE-TAKE SOFTWARE INC		2009-07-24	2010-02-19
GU	59 DOUBLE-TAKE SOFTWARE INC		2009-07-24	2010-02-19
GV	21 DOUBLE-TAKE SOFTWARE INC		2009-06-17	2010-03-10
GW	24 DOUBLE-TAKE SOFTWARE INC		2009-06-17	2010-03-10
GX	2 DOUBLE-TAKE SOFTWARE INC		2009-02-25	2010-03-10
GY	101 DOUBLE-TAKE SOFTWARE INC		2009-02-25	2010-03-11
GZ	27 DOUBLE-TAKE SOFTWARE INC		2009-02-25	2010-03-12
HA	23 DOUBLE-TAKE SOFTWARE INC		2009-02-24	2010-03-22
HB	63 DOUBLE-TAKE SOFTWARE INC		2009-02-24	2010-03-23

Form 990PF Part IV - Capital Gains and Losses for Tax on Investment Income - Columns a - d

(a) List and describe the kind(s) of property sold (e g , real estate, 2-story brick warehouse, or common stock, 200 shs MLC Co)		(b) How acquired P—Purchase D—Donation	(c) Date acquired (mo , day, yr)	(d) Date sold (mo , day, yr)
HC	64 DOUBLE-TAKE SOFTWARE INC		2008-10-06	2010-03-23
HD	90 DOUBLE-TAKE SOFTWARE INC		2009-02-06	2010-03-24
HE	26 DOUBLE-TAKE SOFTWARE INC		2009-02-06	2010-03-24
HF	29 DOUBLE-TAKE SOFTWARE INC		2009-02-06	2010-03-25
HG	325 DOVER CORP		2007-12-17	2010-01-27
HH	175 DOVER CORP		2008-02-12	2010-01-29
HI	105 DOVER CORP		2008-02-12	2010-01-29
HJ	60 DOVER CORP		2008-09-29	2010-03-08
HK	170 DOVER CORP		2008-09-29	2010-05-07
HL	75 DOVER CORP		2010-05-24	2010-06-08
HM	95 DOVER CORP		2009-08-20	2010-10-15
HN	30 DOVER CORP		2010-05-24	2010-10-15
HO	160 DOVER CORP		2009-08-20	2010-10-25
HP	45 DOVER CORP		2009-07-29	2010-11-08
HQ	125 DRESSER RAND GROUP INC		2010-10-18	2010-12-27
HR	80 E I DU PONT DE NEMOURS & CO		2007-11-21	2010-04-29
HS	105 E I DU PONT DE NEMOURS & CO		2007-12-27	2010-10-15
HT	175 E I DU PONT DE NEMOURS & CO		2007-12-27	2010-10-21
HU	80 E I DU PONT DE NEMOURS & CO		2008-01-23	2010-11-08
HV	30 E I DU PONT DE NEMOURS & CO		2010-05-24	2010-11-08
HW	14000 E TRADE FINANCIAL CORP 7 375% DUE 09/15/2013		2009-10-15	2010-03-16
HX	75 EATON CORP		2008-12-12	2010-02-04
HY	65 EATON CORP		2008-12-18	2010-04-15
HZ	10 EATON CORP		2008-12-18	2010-06-08
IA	35 EATON CORP		2010-05-24	2010-06-08
IB	75 EATON CORP		2008-12-18	2010-09-22
IC	200 EATON CORP		2009-03-06	2010-09-30
ID	585 EBAY INC		2009-06-16	2010-02-05
IE	270 EBAY INC		2009-10-23	2010-02-05
IF	46 ESCO TECHNOLOGIES, INC		2007-12-03	2010-01-13

Form 990PF Part IV - Capital Gains and Losses for Tax on Investment Income - Columns a - d

(a) List and describe the kind(s) of property sold (e g , real estate, 2-story brick warehouse, or common stock, 200 shs MLC Co)		(b) How acquired P—Purchase D—Donation	(c) Date acquired (mo , day, yr)	(d) Date sold (mo , day, yr)
IG	25 ESCO TECHNOLOGIES, INC		2008-01-09	2010-01-13
IH	12 ESCO TECHNOLOGIES, INC		2008-01-09	2010-01-14
II	22 ESCO TECHNOLOGIES, INC		2008-01-09	2010-01-14
IJ	13 ESCO TECHNOLOGIES, INC		2008-01-09	2010-03-08
IK	12 ESCO TECHNOLOGIES, INC		2008-01-09	2010-03-09
IL	55 ESCO TECHNOLOGIES, INC		2009-01-22	2010-03-24
IM	98 ESCO TECHNOLOGIES, INC		2009-01-22	2010-04-19
IN	10 EXXON MOBIL CORP		2010-01-07	2010-09-20
IO	90 EXXON MOBIL CORP		2009-09-11	2010-09-20
IP	60 EXXON MOBIL CORP		2010-01-07	2010-09-28
IQ	210 EXXON MOBIL CORP		2009-09-04	2010-09-28
IR	60 EXXON MOBIL CORP		2010-04-16	2010-10-26
IS	60 EXXON MOBIL CORP		2009-09-04	2010-10-26
IT	40 EXXON MOBIL CORP		2010-04-16	2010-10-27
IU	25 EXXON MOBIL CORP		2010-05-07	2010-10-27
IV	50 EXXON MOBIL CORP		2010-05-07	2010-11-08
IW	97 EXXON MOBIL CORP		2010-11-16	2010-11-30
IX	101 FMC TECHNOLOGIES INC		2010-05-10	2010-09-03
IY	87 FMC TECHNOLOGIES INC		2010-10-29	2010-11-08
IZ	1241 FIFTH STREET FINANCIAL CORP		2009-10-29	2010-03-02
JA	446 FIFTH THIRD CAPITAL TRUST V 7 25% PF		2009-08-11	2010-03-02
JB	809 FIFTH THIRD CAPITAL TRUST V 7 25% PF		2009-06-18	2010-03-03
JC	26000 FIRST AMERICAN CAPITAL TRUST I 8 5% DUE 04/15/2012		2009-11-18	2010-03-17
JD	1 FRESH MARKET INC THE		2010-11-05	2010-11-12
JE	260 GENOPTIX INC		2009-09-24	2010-05-07
JF	135 GENOPTIX INC		2010-03-02	2010-05-07
JG	80 GLOBAL PMTS INC COM W/RIGHTS ATTACHED EXP 1/26/2011		2008-04-15	2010-07-28
JH	10 GLOBAL PMTS INC COM W/RIGHTS ATTACHED EXP 1/26/2011		2010-04-21	2010-07-28
JI	16 GOOGLE INC CL A		2010-04-26	2010-11-08
JJ	6 GREEN DOT CORP		2010-07-21	2010-08-30

Form 990PF Part IV - Capital Gains and Losses for Tax on Investment Income - Columns a - d

(a) List and describe the kind(s) of property sold (e g , real estate, 2-story brick warehouse, or common stock, 200 shs MLC Co)		(b) How acquired P—Purchase D—Donation	(c) Date acquired (mo , day, yr)	(d) Date sold (mo , day, yr)
JK	10 GULF IS FABRICATION INC		2009-11-17	2010-05-18
JL	5 GULF IS FABRICATION INC		2010-03-03	2010-05-18
JM	14 GULF IS FABRICATION INC		2010-03-03	2010-05-26
JN	20 GULF IS FABRICATION INC		2009-11-12	2010-05-27
JO	26 GULF IS FABRICATION INC		2010-03-03	2010-05-27
JP	5 GULF IS FABRICATION INC		2009-11-12	2010-06-07
JQ	3 GULF IS FABRICATION INC		2009-11-12	2010-06-08
JR	54 GULF IS FABRICATION INC		2009-11-12	2010-06-18
JS	2 GULF IS FABRICATION INC		2009-09-21	2010-06-22
JT	11 GULF IS FABRICATION INC		2009-09-21	2010-06-23
JU	26 GULF IS FABRICATION INC		2009-09-21	2010-07-30
JV	17 GULF IS FABRICATION INC		2009-09-21	2010-08-02
JW	22 GULF IS FABRICATION INC		2009-09-17	2010-08-03
JX	9 GULF IS FABRICATION INC		2009-09-17	2010-09-13
JY	12 GULF IS FABRICATION INC		2009-09-17	2010-09-14
JZ	8 GULF IS FABRICATION INC		2009-09-16	2010-09-14
KA	8 GULF IS FABRICATION INC		2009-09-15	2010-09-15
KB	54 GULF IS FABRICATION INC		2009-09-10	2010-09-15
KC	124 GULF IS FABRICATION INC		2009-09-08	2010-09-16
KD	152 GULFMARK OFFSHORE INC CL A		2010-04-19	2010-06-08
KE	59 GULFMARK OFFSHORE INC CL A		2010-03-09	2010-06-16
KF	118 GULFMARK OFFSHORE INC CL A		2010-04-14	2010-06-18
KG	122 GULFMARK OFFSHORE INC CL A		2010-04-13	2010-06-24
KH	45 HARMAN INTERNATIONAL		2009-09-29	2010-02-22
KI	45 HARMAN INTERNATIONAL		2009-09-29	2010-02-23
KJ	135 HARMAN INTERNATIONAL		2009-10-02	2010-04-22
KK	35 HARMAN INTERNATIONAL		2008-11-18	2010-04-22
KL	95 HARMAN INTERNATIONAL		2010-05-04	2010-05-28
KM	143 HARMAN INTERNATIONAL		2010-08-09	2010-09-24
KN	150 HARRIS CORP		2009-09-21	2010-04-16

Form 990PF Part IV - Capital Gains and Losses for Tax on Investment Income - Columns a - d

(a) List and describe the kind(s) of property sold (e g , real estate, 2-story brick warehouse, or common stock, 200 shs MLC Co)		(b) How acquired P—Purchase D—Donation	(c) Date acquired (mo , day, yr)	(d) Date sold (mo , day, yr)
KO	160 HARRIS CORP		2009-08-20	2010-05-07
KP	75 HARRIS CORP		2009-07-23	2010-05-25
KQ	115 HARRIS CORP		2010-05-24	2010-05-25
KR	65 HARRIS CORP		2010-10-07	2010-11-08
KS	850 HARSCO CORP		2010-01-08	2010-07-29
KT	505 HARSCO CORP		2010-05-24	2010-07-29
KU	111 IDEXX LABORATORIES CORP		2008-10-10	2010-01-08
KV	32 IDEXX LABORATORIES CORP		2008-10-10	2010-11-08
KW	48 IDEXX LABORATORIES CORP		2010-05-24	2010-11-08
KX	39 IDEXX LABORATORIES CORP		2008-08-25	2010-12-29
KY	390 ILLINOIS TOOL WORKS		2008-11-07	2010-01-07
KZ	30 ILLINOIS TOOL WORKS		2009-08-20	2010-01-07
LA	45 ILLINOIS TOOL WORKS		2010-10-25	2010-11-08
LB	86 IMMUCOR INC		2010-04-21	2010-10-13
LC	118 IMMUCOR INC		2010-04-21	2010-10-27
LD	108 IMMUCOR INC		2010-04-21	2010-11-01
LE	39 IMMUCOR INC		2010-05-04	2010-11-29
LF	39 IMMUCOR INC		2010-05-04	2010-12-28
LG	58 IMMUCOR INC		2010-05-04	2010-12-29
LH	16 INFORMATICA CORP		2010-03-02	2010-10-06
LI	20 INFORMATICA CORP		2010-04-21	2010-10-06
LJ	19 INFORMATICA CORP		2010-03-02	2010-10-08
LK	31 INFORMATICA CORP		2010-04-29	2010-10-08
LL	20 INTUITIVE SURGICAL INC		2008-11-20	2010-01-08
LM	4 INTUITIVE SURGICAL INC		2009-02-09	2010-02-04
LN	11 INTUITIVE SURGICAL INC		2008-11-20	2010-02-04
LO	11 INTUITIVE SURGICAL INC		2009-02-09	2010-04-15
LP	19 INTUITIVE SURGICAL INC		2010-08-23	2010-11-08
LQ	71 J CREW GROUP INC		2010-10-08	2010-11-18
LR	135 JACOBS ENGR GROUP INC		2009-12-07	2010-04-07

Form 990PF Part IV - Capital Gains and Losses for Tax on Investment Income - Columns a - d

(a) List and describe the kind(s) of property sold (e g , real estate, 2-story brick warehouse, or common stock, 200 shs MLC Co)		(b) How acquired P—Purchase D—Donation	(c) Date acquired (mo , day, yr)	(d) Date sold (mo , day, yr)
LS	55 JACOBS ENGR GROUP INC		2009-12-07	2010-04-29
LT	310 JACOBS ENGR GROUP INC		2009-12-08	2010-05-20
LU	137 JACOBS ENGR GROUP INC		2009-04-27	2010-11-08
LV	147 JACOBS ENGR GROUP INC		2009-04-27	2010-11-18
LW	58 JACOBS ENGR GROUP INC		2009-04-27	2010-11-18
LX	17 JACOBS ENGR GROUP INC		2009-05-04	2010-11-18
LY	45 JACOBS ENGR GROUP INC		2009-05-04	2010-11-19
LZ	30 JACOBS ENGR GROUP INC		2010-05-24	2010-11-19
MA	42 JACOBS ENGR GROUP INC		2009-05-04	2010-11-19
MB	52 JACOBS ENGR GROUP INC		2010-05-24	2010-11-19
MC	2 JACOBS ENGR GROUP INC		2009-05-04	2010-11-19
MD	331 JACOBS ENGR GROUP INC		2009-11-18	2010-11-22
ME	97 JACOBS ENGR GROUP INC		2009-11-18	2010-11-22
MF	196 JACOBS ENGR GROUP INC		2009-12-02	2010-11-23
MG	108 JACOBS ENGR GROUP INC		2009-11-18	2010-11-23
MH	45 JOHNSON & JOHNSON		2009-08-20	2010-05-25
MI	95 JOHNSON & JOHNSON		2010-01-20	2010-05-25
MJ	65 JOHNSON & JOHNSON		2009-08-20	2010-06-22
MK	35 JOHNSON & JOHNSON		2009-08-20	2010-11-08
ML	85 JOHNSON & JOHNSON		2010-05-24	2010-12-16
MM	345 JOHNSON & JOHNSON		2009-09-25	2010-12-16
MN	115 KEYCORP CAPITAL X 8% PFD CALL 03/13		2009-06-18	2010-03-02
MO	23 KNOLOGY INC		2010-03-02	2010-05-26
MP	83 KNOLOGY INC		2009-09-18	2010-05-27
MQ	17 KNOLOGY INC		2010-03-02	2010-05-27
MR	17 KNOLOGY INC		2009-09-18	2010-05-28
MS	29 KNOLOGY INC		2009-09-18	2010-06-01
MT	86 KNOLOGY INC		2009-09-18	2010-06-02
MU	1100 KRAFT FOODS INC		2009-06-30	2010-01-20
MV	85 KRAFT FOODS INC		2009-08-20	2010-01-20

Form 990PF Part IV - Capital Gains and Losses for Tax on Investment Income - Columns a - d

(a) List and describe the kind(s) of property sold (e g , real estate, 2-story brick warehouse, or common stock, 200 shs MLC Co)		(b) How acquired P—Purchase D—Donation	(c) Date acquired (mo , day, yr)	(d) Date sold (mo , day, yr)
MW	135 LENDER PROCESSING SVCS INC		2010-02-11	2010-10-05
MX	54 LENDER PROCESSING SVCS INC		2009-07-24	2010-10-05
MY	45 LENDER PROCESSING SVCS INC		2010-04-21	2010-10-05
MZ	465 LENDER PROCESSING SVCS INC		2010-03-26	2010-10-05
NA	175 LENDER PROCESSING SVCS INC		2010-04-30	2010-10-05
NB	145 LENDER PROCESSING SVCS INC		2010-04-07	2010-10-07
NC	455 LENDER PROCESSING SVCS INC		2010-07-29	2010-10-07
ND	126 LENDER PROCESSING SVCS INC		2009-07-14	2010-10-18
NE	120 LOWES COS INC		2010-10-21	2010-11-08
NF	40 M & T BK CORP COM		2009-08-20	2010-03-03
NG	76 M & T BK CORP COM		2008-12-26	2010-03-03
NH	34 M & T BK CORP COM		2009-10-02	2010-03-03
NI	45 M & T BK CORP COM		2008-12-26	2010-03-08
NJ	90 M & T BK CORP COM		2009-01-08	2010-05-19
NK	40 M & T BK CORP COM		2009-01-08	2010-05-28
NL	35 M & T BK CORP COM		2010-05-24	2010-05-28
NM	194 M & T BK CORP COM		2009-05-15	2010-06-03
NN	20 MASTERCARD INC		2010-02-04	2010-11-08
NO	9 MASTERCARD INC		2010-05-24	2010-11-08
NP	105 MCCORMICK & CO INC (NON-VOTING)		2010-05-14	2010-11-08
NQ	140 MEDTRONIC INC		2010-04-22	2010-11-08
NR	45 MERCK AND CO INC NEW		2009-11-20	2010-07-22
NS	310 MERCK AND CO INC NEW		2008-04-29	2010-07-22
NT	140 MERCK AND CO INC NEW		2010-04-16	2010-11-08
NU	229 MICROS SYSTEMS INC		2008-05-06	2010-02-03
NV	88 MICROS SYSTEMS INC		2009-07-22	2010-02-03
NW	5 MICROS SYSTEMS INC		2008-05-06	2010-02-03
NX	39 MICROS SYSTEMS INC		2009-06-17	2010-02-04
NY	65 MICROS SYSTEMS INC		2008-09-29	2010-02-04
NZ	26 MICROS SYSTEMS INC		2009-03-02	2010-02-04

Form 990PF Part IV - Capital Gains and Losses for Tax on Investment Income - Columns a - d

(a) List and describe the kind(s) of property sold (e g , real estate, 2-story brick warehouse, or common stock, 200 shs MLC Co)		(b) How acquired P—Purchase D—Donation	(c) Date acquired (mo , day, yr)	(d) Date sold (mo , day, yr)
OA	6 MICROS SYSTEMS INC		2009-01-22	2010-02-04
OB	86 MICROS SYSTEMS INC		2009-07-22	2010-02-04
OC	141 MICROS SYSTEMS INC		2008-10-30	2010-02-04
OD	68 MICROS SYSTEMS INC		2008-10-30	2010-02-04
OE	41 MICROS SYSTEMS INC		2008-11-07	2010-02-05
OF	19 MICROS SYSTEMS INC		2009-01-22	2010-02-05
OG	200 MICROSOFT CORP		2010-04-28	2010-11-08
OH	40 MILLIPORE CORP		2008-01-15	2010-02-12
OI	20 MILLIPORE CORP		2007-12-17	2010-02-16
OJ	19 MILLIPORE CORP		2007-12-17	2010-02-16
OK	20 MILLIPORE CORP		2007-12-17	2010-02-16
OL	312 MILLIPORE CORP		2008-01-07	2010-02-22
OM	138 MILLIPORE CORP		2008-02-12	2010-02-22
ON	30 MILLIPORE CORP		2009-06-17	2010-02-22
OO	100 MILLIPORE CORP		2008-02-05	2010-02-22
OP	165 MILLIPORE CORP		2008-11-07	2010-03-01
OQ	32 NATIONAL CINEMEDIA INC		2009-06-17	2010-04-29
OR	54 NATIONAL CINEMEDIA INC		2008-06-19	2010-04-29
OS	81 NATIONAL CINEMEDIA INC		2008-08-04	2010-04-30
OT	18 NATIONAL CINEMEDIA INC		2008-07-02	2010-05-03
OU	75 NATIONAL CINEMEDIA INC		2008-07-01	2010-05-04
OV	1180 NAT CITY CAP TRUST IV 8 0% PFD		2009-06-22	2010-03-02
OW	70 NATIONAL-OILWELL INC		2010-07-29	2010-11-08
OX	232 NETAPP INC		2008-07-01	2010-05-27
OY	96 NETAPP INC		2010-05-24	2010-05-27
OZ	68 NETAPP INC		2008-07-01	2010-10-20
PA	119 NETAPP INC		2008-07-01	2010-11-08
PB	101 NETAPP INC		2008-01-24	2010-11-12
PC	215 NORFOLK SOUTHERN CORP		2009-02-05	2010-04-22
PD	185 NORFOLK SOUTHERN CORP		2009-04-03	2010-04-28

Form 990PF Part IV - Capital Gains and Losses for Tax on Investment Income - Columns a - d

(a) List and describe the kind(s) of property sold (e g , real estate, 2-story brick warehouse, or common stock, 200 shs MLC Co)		(b) How acquired P—Purchase D—Donation	(c) Date acquired (mo , day, yr)	(d) Date sold (mo , day, yr)
PE	25 NORFOLK SOUTHERN CORP		2009-05-29	2010-05-14
PF	55 NORFOLK SOUTHERN CORP		2009-04-03	2010-05-14
PG	25 NORFOLK SOUTHERN CORP		2010-05-24	2010-11-08
PH	20 NORFOLK SOUTHERN CORP		2010-05-24	2010-11-30
PI	240 NORFOLK SOUTHERN CORP		2009-05-29	2010-11-30
PJ	35 NORTHERN TR CORP		2010-10-25	2010-11-08
PK	55 NORTHROP GRUMMAN CORP		2010-05-24	2010-11-08
PL	15 NUVASIVE INC		2009-06-17	2010-04-13
PM	95 NUVASIVE INC		2008-09-11	2010-04-13
PN	50 NUVASIVE INC		2009-09-30	2010-04-14
PO	22 NUVASIVE INC		2010-04-21	2010-06-23
PP	55 NUVASIVE INC		2009-11-17	2010-06-23
PQ	3 NUVASIVE INC		2010-04-21	2010-06-23
PR	70 NUVASIVE INC		2009-11-20	2010-07-26
PS	10 NUVASIVE INC		2009-01-22	2010-07-26
PT	15 NUVASIVE INC		2010-05-07	2010-07-26
PU	40 NUVASIVE INC		2009-11-20	2010-07-27
PV	68 NUVASIVE INC		2009-12-15	2010-10-29
PW	45 NUVASIVE INC		2009-04-14	2010-10-29
PX	92 NUVASIVE INC		2010-10-08	2010-10-29
PY	1370 NUVEEN GLOBAL GOVERNMENT ENHANCED INCOME FUND		2009-08-17	2010-03-02
PZ	35 OCCIDENTAL PETROLEUM CORP		2010-10-20	2010-11-08
QA	55 OCEANEERING INTERNATIONAL INC		2008-07-31	2010-03-15
QB	50 OCEANEERING INTERNATIONAL INC		2010-10-26	2010-11-08
QC	15 OCEANEERING INTERNATIONAL INC		2010-05-07	2010-11-18
QD	42 OCEANEERING INTERNATIONAL INC		2008-09-29	2010-11-18
QE	27 OCEANEERING INTERNATIONAL INC		2010-10-26	2010-11-18
QF	125 OCEANEERING INTERNATIONAL INC		2010-10-26	2010-11-18
QG	50 OCEANEERING INTERNATIONAL INC		2010-10-26	2010-11-22
QH	85 OCEANEERING INTERNATIONAL INC		2010-10-26	2010-11-30

Form 990PF Part IV - Capital Gains and Losses for Tax on Investment Income - Columns a - d

(a) List and describe the kind(s) of property sold (e g , real estate, 2-story brick warehouse, or common stock, 200 shs MLC Co)		(b) How acquired P—Purchase D—Donation	(c) Date acquired (mo , day, yr)	(d) Date sold (mo , day, yr)
QI	120 OCEANEERING INTERNATIONAL INC		2010-06-03	2010-12-02
QJ	200 OCEANEERING INTERNATIONAL INC		2010-06-03	2010-12-08
QK	45 OCEANEERING INTERNATIONAL INC		2010-05-28	2010-12-09
QL	1 OCEANEERING INTERNATIONAL INC		2008-09-29	2010-12-09
QM	13 OCEANEERING INTERNATIONAL INC		2010-07-09	2010-12-09
QN	30 OCEANEERING INTERNATIONAL INC		2009-06-17	2010-12-27
QO	7 OCEANEERING INTERNATIONAL INC		2010-07-09	2010-12-27
QP	46 ORBITZ WORLDWIDE INC		2008-12-31	2010-03-05
QQ	56 ORBITZ WORLDWIDE INC		2009-11-03	2010-03-05
QR	31 ORBITZ WORLDWIDE INC		2008-12-31	2010-03-05
QS	25 ORBITZ WORLDWIDE INC		2008-12-30	2010-03-08
QT	39 ORBITZ WORLDWIDE INC		2008-12-22	2010-03-08
QU	23 ORBITZ WORLDWIDE INC		2008-12-22	2010-03-09
QV	20 ORBITZ WORLDWIDE INC		2008-12-29	2010-04-29
QW	299 ORBITZ WORLDWIDE INC		2008-12-29	2010-04-29
QX	1 ORBITZ WORLDWIDE INC		2008-10-28	2010-04-30
QY	25 ORBITZ WORLDWIDE INC		2009-06-02	2010-05-03
QZ	4 ORBITZ WORLDWIDE INC		2008-10-28	2010-05-03
RA	234 ORBITZ WORLDWIDE INC		2009-06-04	2010-05-04
RB	50 ORBITZ WORLDWIDE INC		2009-06-03	2010-05-05
RC	36 ORBITZ WORLDWIDE INC		2009-06-03	2010-05-14
RD	31 ORBITZ WORLDWIDE INC		2009-06-08	2010-05-14
RE	9 ORBITZ WORLDWIDE INC		2009-06-05	2010-05-17
RF	2 ORBITZ WORLDWIDE INC		2009-06-05	2010-05-18
RG	22 ORBITZ WORLDWIDE INC		2009-06-09	2010-06-03
RH	115 ORBITZ WORLDWIDE INC		2009-06-11	2010-06-08
RI	51 ORBITZ WORLDWIDE INC		2009-06-10	2010-06-08
RJ	30 ORBITZ WORLDWIDE INC		2008-11-21	2010-06-08
RK	54 ORBITZ WORLDWIDE INC		2008-11-21	2010-06-18
RL	182 ORBITZ WORLDWIDE INC		2009-03-06	2010-06-18

Form 990PF Part IV - Capital Gains and Losses for Tax on Investment Income - Columns a - d

(a) List and describe the kind(s) of property sold (e g , real estate, 2-story brick warehouse, or common stock, 200 shs MLC Co)		(b) How acquired P—Purchase D—Donation	(c) Date acquired (mo , day, yr)	(d) Date sold (mo , day, yr)
RM	64 ORBITZ WORLDWIDE INC		2009-03-06	2010-06-21
RN	97 ORBITZ WORLDWIDE INC		2009-03-02	2010-06-22
RO	12 PLC CAPITAL TRUST V 6 125% CALL 06/15/2009 @25		2009-06-25	2010-03-01
RP	7 PLC CAPITAL TRUST V 6 125% CALL 06/15/2009 @25		2009-06-25	2010-03-02
RQ	59 PLC CAPITAL TRUST V 6 125% CALL 06/15/2009 @25		2009-06-25	2010-03-03
RR	34 PLC CAPITAL TRUST V 6 125% CALL 06/15/2009 @25		2009-06-25	2010-03-04
RS	33 PLC CAPITAL TRUST V 6 125% CALL 06/15/2009 @25		2009-06-25	2010-03-08
RT	180 PLC CAPITAL TRUST V 6 125% CALL 06/15/2009 @25		2009-06-25	2010-03-19
RU	323 PLC CAPITAL TRUST V 6 125% CALL 06/15/2009 @25		2009-06-24	2010-03-22
RV	145 PLC CAPITAL TRUST V 6 125% CALL 06/15/2009 @25		2009-06-24	2010-03-23
RW	55 PLC CAPITAL TRUST V 6 125% CALL 06/15/2009 @25		2009-06-23	2010-03-24
RX	234 PLC CAPITAL TRUST V 6 125% CALL 06/15/2009 @25		2009-06-23	2010-03-25
RY	7 PLC CAPITAL TRUST V 6 125% CALL 06/15/2009 @25		2009-06-23	2010-03-26
RZ	266 PLC CAPITAL TRUST V 6 125% CALL 06/15/2009 @25		2009-06-23	2010-03-30
SA	11 PEGASYSTEMS INC		2010-01-13	2010-07-14
SB	20 PEGASYSTEMS INC		2010-04-23	2010-07-14
SC	10 PEGASYSTEMS INC		2010-01-13	2010-07-15
SD	9 PEGASYSTEMS INC		2010-02-23	2010-07-15
SE	19 PEGASYSTEMS INC		2010-01-13	2010-07-16
SF	21 PEGASYSTEMS INC		2010-02-23	2010-07-16
SG	70 PEGASYSTEMS INC		2010-01-27	2010-07-29
SH	75 PEGASYSTEMS INC		2010-01-27	2010-07-30
SI	25 PEGASYSTEMS INC		2010-04-23	2010-07-30
SJ	41 PEGASYSTEMS INC		2010-06-24	2010-10-06
SK	44 PEGASYSTEMS INC		2010-05-04	2010-10-08
SL	3 PEGASYSTEMS INC		2010-05-04	2010-10-11
SM	2 PEGASYSTEMS INC		2010-05-04	2010-10-13
SN	105 PEGASYSTEMS INC		2010-05-04	2010-11-09
SO	43 PEGASYSTEMS INC		2010-09-09	2010-11-09
SP	112 PEGASYSTEMS INC		2010-08-12	2010-11-09

Form 990PF Part IV - Capital Gains and Losses for Tax on Investment Income - Columns a - d

(a) List and describe the kind(s) of property sold (e g , real estate, 2-story brick warehouse, or common stock, 200 shs MLC Co)		(b) How acquired P—Purchase D—Donation	(c) Date acquired (mo , day, yr)	(d) Date sold (mo , day, yr)
SQ	70 PETMED EXPRESS INC		2009-11-17	2010-05-28
SR	35 PETMED EXPRESS INC		2009-07-16	2010-05-28
SS	38 PETMED EXPRESS INC		2009-06-04	2010-06-18
ST	166 PETMED EXPRESS INC		2009-06-04	2010-06-18
SU	106 PETMED EXPRESS INC		2009-06-17	2010-07-19
SV	11 PETSMART INC		2007-12-17	2010-03-08
SW	45 PETSMART INC		2007-12-17	2010-03-08
SX	135 PETSMART INC		2007-12-17	2010-03-08
SY	91 PETSMART INC		2008-02-12	2010-03-08
SZ	267 PETSMART INC		2008-02-12	2010-05-24
TA	256 PETSMART INC		2009-05-20	2010-05-24
TB	238 PETSMART INC		2009-10-09	2010-05-25
TC	412 PETSMART INC		2009-05-20	2010-05-25
TD	48 PETSMART INC		2008-10-20	2010-05-25
TE	455 PETSMART INC		2009-05-21	2010-05-26
TF	105 PETSMART INC		2009-08-13	2010-05-27
TG	145 PETSMART INC		2009-08-13	2010-05-28
TH	166 POLYCOM INC		2010-01-29	2010-09-03
TI	155 POLYCOM INC		2010-07-09	2010-09-03
TJ	63 POLYCOM INC		2010-01-29	2010-10-08
TK	135 POLYCOM INC		2009-11-19	2010-10-08
TL	427 PRINCIPAL FINANCIAL GROUP 6 518% PFD CALL 06/30/15 @25		2009-09-15	2010-03-02
TM	96 PRINCIPAL FINANCIAL GROUP 6 518% PFD CALL 06/30/15 @25		2009-09-15	2010-03-04
TN	101 PRINCIPAL FINANCIAL GROUP 6 518% PFD CALL 06/30/15 @25		2009-09-15	2010-03-05
TO	96 PRINCIPAL FINANCIAL GROUP 6 518% PFD CALL 06/30/15 @25		2009-09-15	2010-03-08
TP	20 PRINCIPAL FINANCIAL GROUP 6 518% PFD CALL 06/30/15 @25		2009-09-15	2010-03-10
TQ	131 PRINCIPAL FINANCIAL GROUP 6 518% PFD CALL 06/30/15 @25		2009-09-15	2010-03-11
TR	479 PRINCIPAL FINANCIAL GROUP 6 518% PFD CALL 06/30/15 @25		2009-09-15	2010-03-12
TS	80 PROCTER & GAMBLE CO		2010-05-24	2010-07-22
TT	60 PROCTER & GAMBLE CO		2010-01-27	2010-07-28

Form 990PF Part IV – Capital Gains and Losses for Tax on Investment Income – Columns a – d

(a) List and describe the kind(s) of property sold (e g , real estate, 2-story brick warehouse, or common stock, 200 shs MLC Co)		(b) How acquired P—Purchase D—Donation	(c) Date acquired (mo , day, yr)	(d) Date sold (mo , day, yr)
TU	30 PROCTER & GAMBLE CO		2010-01-27	2010-10-25
TV	350 PROCTER & GAMBLE CO		2009-08-20	2010-10-25
TW	3225 806 BROWN ADVISORY INTERMED INCOME FUND		2009-06-17	2010-11-08
TX	30809 859 BROWN ADVISORY INTERMED INCOME FUND		2009-06-17	2010-11-16
TY	12772 216 BROWN ADVISORY INTERMED INCOME FUND		2009-06-17	2010-12-15
TZ	49 888 BROWN ADVISORY INTERMED INCOME FUND		2010-12-09	2010-12-15
UA	9785 456 BROWN ADVISORY CORE INTERNATIONAL FD CL I #1292		2008-12-11	2010-05-28
UB	160 QUALCOMM CORP		2009-08-31	2010-11-08
UC	90 QUALCOMM CORP		2010-04-16	2010-11-08
UD	95 QUALCOMM CORP		2010-04-22	2010-12-30
UE	130 ROCKWOOD HLDGS INC		2008-12-01	2010-04-06
UF	35 ROPER INDUSTRIES INC NEW		2009-10-27	2010-11-08
UG	53 ROPER INDUSTRIES INC NEW		2010-05-24	2010-11-08
UH	16 ROSETTA STONE INC		2009-06-17	2010-02-12
UI	18 ROSETTA STONE INC		2009-06-17	2010-02-12
UJ	20 ROSETTA STONE INC		2009-06-02	2010-02-16
UK	16 ROSETTA STONE INC		2009-06-02	2010-02-19
UL	43 ROSETTA STONE INC		2009-09-14	2010-02-19
UM	84 ROSETTA STONE INC		2009-08-17	2010-02-19
UN	42 ROSETTA STONE INC		2009-09-14	2010-02-19
UO	6 ROSETTA STONE INC		2009-04-15	2010-02-22
UP	115 ROSETTA STONE INC		2009-11-17	2010-02-22
UQ	59 SALESFORCE COM INC		2009-03-11	2010-04-26
UR	75 SALESFORCE COM INC		2009-03-11	2010-05-10
US	7 SALESFORCE COM INC		2009-02-10	2010-08-23
UT	30 SALESFORCE COM INC		2010-05-24	2010-08-23
UU	24 SALESFORCE COM INC		2009-02-10	2010-10-19
UV	43 SALESFORCE COM INC		2009-02-10	2010-11-08
UW	99 SALESFORCE COM INC		2009-02-10	2010-11-30
UX	55 SCHLUMBERGER LTD		2008-10-20	2010-05-10

Form 990PF Part IV – Capital Gains and Losses for Tax on Investment Income – Columns a – d

(a) List and describe the kind(s) of property sold (e g , real estate, 2-story brick warehouse, or common stock, 200 shs MLC Co)		(b) How acquired P—Purchase D—Donation	(c) Date acquired (mo , day, yr)	(d) Date sold (mo , day, yr)
UY	75 SCHLUMBERGER LTD		2010-09-03	2010-10-29
UZ	100 SCHLUMBERGER LTD		2010-09-03	2010-11-08
VA	84 SCHLUMBERGER LTD		2010-09-03	2010-12-31
VB	344 CHARLES SCHWAB CORP		2008-05-13	2010-11-08
VC	230 SELECTIVE INSURANCE GROUP INC 7 5% CALL 09/26/11 @25		2009-08-21	2010-03-02
VD	891 SELECTIVE INSURANCE GROUP INC 7 5% CALL 09/26/11 @25		2009-07-20	2010-03-05
VE	90 SHERWIN WILLIAMS CO		2009-10-23	2010-05-07
VF	75 SHERWIN WILLIAMS CO		2009-10-23	2010-05-14
VG	185 SHERWIN WILLIAMS CO		2009-03-19	2010-05-21
VH	100 SNAP-ON INC		2009-08-27	2010-04-20
VI	55 SNAP-ON INC		2009-10-30	2010-04-20
VJ	180 SNAP-ON INC		2010-05-24	2010-09-28
VK	30 SNAP-ON INC		2009-10-30	2010-10-04
VL	25 SNAP-ON INC		2010-05-24	2010-10-04
VM	10 SNAP-ON INC		2009-10-30	2010-10-05
VN	45 SNAP-ON INC		2009-08-20	2010-10-05
VO	110 SNAP-ON INC		2009-08-20	2010-10-27
VP	105 SNAP-ON INC		2009-07-29	2010-11-08
VQ	85 SNAP-ON INC		2009-07-20	2010-11-09
VR	60 SNAP-ON INC		2009-05-19	2010-12-17
VS	80 SNAP-ON INC		2009-05-19	2010-12-22
VT	115 SOUTHWESTERN ENERGY CO		2010-08-27	2010-11-08
VU	625 SOVEREIGN CAP TR V 7 75% PFD		2009-06-18	2010-03-01
VV	60 STAPLES INC		2008-01-23	2010-03-04
VW	100 STAPLES INC		2009-09-11	2010-03-04
VX	200 STAPLES INC		2009-09-11	2010-06-22
VY	430 STAPLES INC		2008-11-07	2010-06-22
VZ	90 STAPLES INC		2010-05-24	2010-06-22
WA	103 STERICYCLE INC		2010-03-02	2010-09-03
WB	65 STERICYCLE INC		2010-05-24	2010-09-03

Form 990PF Part IV - Capital Gains and Losses for Tax on Investment Income - Columns a - d

(a) List and describe the kind(s) of property sold (e g , real estate, 2-story brick warehouse, or common stock, 200 shs MLC Co)		(b) How acquired P—Purchase D—Donation	(c) Date acquired (mo , day, yr)	(d) Date sold (mo , day, yr)
WC	86 STERICYCLE INC		2010-03-02	2010-11-08
WD	645 SUNTRUST CAPITAL IX 7 875% PFD CALL 03/13		2009-08-12	2010-03-02
WE	437 SUSQUEHANNA CAPITAL 9 3750% PFD CALL 12/12/12 @25		2009-07-02	2010-03-02
WF	208 SUSQUEHANNA CAPITAL 9 3750% PFD CALL 12/12/12 @25		2009-06-30	2010-03-03
WG	60 SYBASE INC COM		2009-10-14	2010-05-12
WH	225 SYBASE INC COM		2009-09-16	2010-07-30
WI	390 SYMANTEC CORP		2009-09-23	2010-06-30
WJ	870 SYMANTEC CORP		2008-11-07	2010-06-30
WK	945 SYMANTEC CORP		2010-05-24	2010-06-30
WL	120 SYSCO CORP		2009-02-13	2010-04-15
WM	110 SYSCO CORP		2009-04-21	2010-04-16
WN	395 SYSCO CORP		2009-04-03	2010-04-16
WO	70 T-3 ENERGY SERVICES, INC		2009-07-06	2010-05-04
WP	35 T-3 ENERGY SERVICES, INC		2009-11-17	2010-05-04
WQ	50 T-3 ENERGY SERVICES, INC		2009-07-06	2010-06-01
WR	11 T-3 ENERGY SERVICES, INC		2009-07-06	2010-06-24
WS	10 T-3 ENERGY SERVICES, INC		2009-07-06	2010-06-24
WT	98 T-3 ENERGY SERVICES, INC		2009-07-06	2010-06-25
WU	58 T-3 ENERGY SERVICES, INC		2009-07-02	2010-06-28
WV	25 3M COMPANY		2010-07-22	2010-11-08
WW	75 3PAR INC		2009-11-17	2010-08-25
WX	120 3PAR INC		2009-06-17	2010-08-25
WY	27 3PAR INC		2010-07-09	2010-08-25
WZ	167 3PAR INC		2009-04-30	2010-08-26
XA	83 3PAR INC		2010-07-12	2010-08-26
XB	343 3PAR INC		2009-04-28	2010-09-13
XC	65 TIDEWATER INC		2009-10-16	2010-05-12
XD	60 TIDEWATER INC		2009-10-16	2010-05-18
XE	70 TIDEWATER INC		2009-09-28	2010-05-24
XF	50 TIDEWATER INC		2009-09-21	2010-05-25

Form 990PF Part IV - Capital Gains and Losses for Tax on Investment Income - Columns a - d

(a) List and describe the kind(s) of property sold (e g , real estate, 2-story brick warehouse, or common stock, 200 shs MLC Co)		(b) How acquired P—Purchase D—Donation	(c) Date acquired (mo , day, yr)	(d) Date sold (mo , day, yr)
XG	95 TIDEWATER INC		2009-11-17	2010-05-28
XH	55 TIDEWATER INC		2009-12-15	2010-05-28
XI	450 TIDEWATER INC		2009-10-16	2010-08-27
XJ	195 TIDEWATER INC		2009-09-21	2010-10-20
XK	45 TIDEWATER INC		2009-09-18	2010-11-08
XL	15 TITAN MACHY INC		2010-04-14	2010-08-17
XM	250 TITAN MACHY INC		2010-04-14	2010-08-17
XN	37 TITAN MACHY INC		2010-03-03	2010-10-13
XO	43 TITAN MACHY INC		2010-03-02	2010-10-13
XP	41 TITAN MACHY INC		2009-10-08	2010-10-13
XQ	48 TITAN MACHY INC		2009-10-08	2010-12-09
XR	47 TITAN MACHY INC		2009-10-08	2010-12-09
XS	105 TOTAL FINA ELF S A ADS REPSTG 1/2 OF A 'B' SH		2009-09-04	2010-11-08
XT	138 TRIMBLE NAV LTD		2008-02-12	2010-02-16
XU	105 TRIMBLE NAV LTD		2008-02-05	2010-04-06
XV	158 TRIMBLE NAV LTD		2008-09-29	2010-04-13
XW	50 TRIMBLE NAV LTD		2009-06-05	2010-04-14
XX	17 TRIMBLE NAV LTD		2008-09-29	2010-04-14
XY	115 TRIMBLE NAV LTD		2009-06-17	2010-05-04
XZ	99 TRIMBLE NAV LTD		2008-02-12	2010-05-10
YA	79 TRIMBLE NAV LTD		2008-02-07	2010-05-10
YB	53 TRIMBLE NAV LTD		2010-05-24	2010-07-13
YC	15 TRIMBLE NAV LTD		2008-01-22	2010-07-14
YD	45 TRIMBLE NAV LTD		2010-05-24	2010-07-14
YE	30 TRIMBLE NAV LTD		2009-06-17	2010-07-14
YF	49 TRIMBLE NAV LTD		2008-01-22	2010-07-15
YG	60 TRIMBLE NAV LTD		2008-01-22	2010-07-16
YH	58 TRIMBLE NAV LTD		2008-01-22	2010-07-19
YI	55 TRIMBLE NAV LTD		2008-01-22	2010-07-20
YJ	111 TRIMBLE NAV LTD		2008-11-07	2010-07-21

Form 990PF Part IV – Capital Gains and Losses for Tax on Investment Income – Columns a - d

(a) List and describe the kind(s) of property sold (e g , real estate, 2-story brick warehouse, or common stock, 200 shs MLC Co)		(b) How acquired P—Purchase D—Donation	(c) Date acquired (mo , day, yr)	(d) Date sold (mo , day, yr)
YK	60 TRIMBLE NAV LTD		2009-06-17	2010-07-22
YL	87 TRIMBLE NAV LTD		2008-11-07	2010-07-22
YM	133 TRIMBLE NAV LTD		2008-10-22	2010-07-29
YN	67 TRIMBLE NAV LTD		2009-06-17	2010-08-11
YO	61 TRIMBLE NAV LTD		2009-04-22	2010-10-06
YP	52 TRIMBLE NAV LTD		2009-04-22	2010-10-06
YQ	100 TRIMBLE NAV LTD		2009-02-24	2010-11-03
YR	91 TRIMBLE NAV LTD		2008-10-22	2010-11-08
YS	110 US BANCORP DEL COM NEW		2010-06-22	2010-11-08
YT	190 URBAN OUTFITTERS INC		2010-05-26	2010-11-08
YU	106 URBAN OUTFITTERS INC		2010-05-26	2010-12-06
YV	106 URBAN OUTFITTERS INC		2010-05-26	2010-12-07
YW	33 VITACOST COM INC		2010-04-07	2010-08-25
YX	38 VITACOST COM INC		2010-04-07	2010-08-25
YY	12 VITACOST COM INC		2010-04-07	2010-08-26
YZ	108 VITACOST COM INC		2010-04-07	2010-08-27
ZA	21 VITACOST COM INC		2010-04-07	2010-08-30
ZB	269 VITACOST COM INC		2010-04-07	2010-08-31
ZC	17 VITACOST COM INC		2010-04-06	2010-08-31
ZD	92 VITACOST COM INC		2010-05-27	2010-09-01
ZE	95 VOLTERRA SEMICONDUCTOR CORP		2009-11-17	2010-01-26
ZF	70 VOLTERRA SEMICONDUCTOR CORP		2009-06-17	2010-03-26
ZG	40 VOLTERRA SEMICONDUCTOR CORP		2007-12-11	2010-03-26
ZH	20 VOLTERRA SEMICONDUCTOR CORP		2009-11-11	2010-03-26
ZI	90 VOLTERRA SEMICONDUCTOR CORP		2007-12-11	2010-04-27
ZJ	165 WMS INDS INC		2009-06-17	2010-06-18
ZK	75 WALGREEN CO		2010-10-07	2010-11-08
ZL	5 WASTE CONNECTIONS INC		2009-07-24	2010-05-12
ZM	90 WASTE CONNECTIONS INC		2009-04-14	2010-05-12
ZN	20 WATERS CORP		2010-05-24	2010-11-08

Form 990PF Part IV - Capital Gains and Losses for Tax on Investment Income - Columns a - d

(a) List and describe the kind(s) of property sold (e g , real estate, 2-story brick warehouse, or common stock, 200 shs MLC Co)		(b) How acquired P—Purchase D—Donation	(c) Date acquired (mo , day, yr)	(d) Date sold (mo , day, yr)
ZO	55 WATERS CORP		2009-08-20	2010-11-11
ZP	10 WATERS CORP		2010-05-24	2010-11-11
ZQ	45 WATERS CORP		2008-10-24	2010-11-22
ZR	120 WATERS CORP		2008-12-12	2010-11-26
ZS	44 ZYMOGENETICS INC		2008-05-22	2010-03-22
ZT	14 ZYMOGENETICS INC		2009-06-17	2010-03-23
ZU	173 ZYMOGENETICS INC		2008-05-22	2010-03-23
ZV	231 ZYMOGENETICS INC		2009-06-17	2010-03-24
ZW	180 ZYMOGENETICS INC		2009-05-21	2010-03-24
ZX	55 ACCENTURE PLC CL A		2008-02-20	2010-03-29
ZY	80 ACCENTURE PLC CL A		2009-12-31	2010-03-29
ZZ	250 ACCENTURE PLC CL A		2008-11-07	2010-06-02
AAA	108 ACCENTURE PLC CL A		2010-05-24	2010-06-02
AAB	60 ACCENTURE PLC CL A		2009-08-20	2010-09-28
AAC	140 ACCENTURE PLC CL A		2010-05-24	2010-09-28
AAD	139 ACCENTURE PLC CL A		2008-11-07	2010-11-08
AAE	80 ACCENTURE PLC CL A		2009-08-31	2010-11-08
AAF	96 GENPACT LIMITED		2010-06-18	2010-10-20
AAG	71 GENPACT LIMITED		2010-06-18	2010-10-20
AAH	14 GENPACT LIMITED		2010-06-01	2010-10-21
AAI	49 GENPACT LIMITED		2010-06-01	2010-10-21
AAJ	299 GENPACT LIMITED		2010-04-15	2010-11-08
AAK	22 PRIMUS GUARANTY, LTD 7% PFD 12/27/2036 SERIES		2009-06-18	2010-03-02
AAL	216 PRIMUS GUARANTY, LTD 7% PFD 12/27/2036 SERIES		2009-06-18	2010-03-03
AAM	291 PRIMUS GUARANTY, LTD 7% PFD 12/27/2036 SERIES		2009-06-18	2010-03-05
AAN	221 PRIMUS GUARANTY, LTD 7% PFD 12/27/2036 SERIES		2009-06-18	2010-03-08
AAO	110 U T I WORLDWIDE INC		2007-12-03	2010-10-14
AAP	124 U T I WORLDWIDE INC		2007-12-03	2010-11-29
AAQ	47 U T I WORLDWIDE INC		2007-12-17	2010-11-29
AAR	145 ACE LTD		2009-08-27	2010-10-25

Form 990PF Part IV - Capital Gains and Losses for Tax on Investment Income - Columns a - d

(a) List and describe the kind(s) of property sold (e g , real estate, 2-story brick warehouse, or common stock, 200 shs MLC Co)		(b) How acquired P—Purchase D—Donation	(c) Date acquired (mo , day, yr)	(d) Date sold (mo , day, yr)
AAS	105 ACE LTD		2009-09-25	2010-11-08
AAT	265 TRANSOCEAN LTD		2010-01-20	2010-05-25
AAU	125 TRANSOCEAN LTD		2010-04-16	2010-05-26
AAV	395 TRANSOCEAN LTD		2010-05-24	2010-06-30

Form 990PF Part IV - Capital Gains and Losses for Tax on Investment Income - Columns e - h

(e) Gross sales price		(f) Depreciation allowed (or allowable)	(g) Cost or other basis plus expense of sale	(h) Gain or (loss) (e) plus (f) minus (g)
A	4,782		4,705	77
B	1,439		1,373	66
C	243		220	23
D	1,478		1,342	136
E	882		801	81
F	2,735		2,485	250
G	5,096		4,628	468
H	2,427		2,204	223
I	529		481	48
J	678		621	57
K	2,424		2,224	200
L	1,374		1,262	112
M	1,375		1,262	113
N	6,060		5,346	714
O	4,473		3,281	1,192
P	4,661		2,908	1,753
Q	4,210		3,061	1,149
R	13,653		8,271	5,382
S	7,148		4,204	2,944
T	1,506		885	621
U	8,548		5,042	3,506
V	8,500		4,962	3,538
W	12,279		7,068	5,211
X	5,391		4,523	868
Y	6,777		5,675	1,102
Z	212		173	39
AA	13,860		13,147	713
AB	2,831		2,083	748
AC	3,869		3,520	349
AD	7,403		4,221	3,182

Form 990PF Part IV - Capital Gains and Losses for Tax on Investment Income - Columns e - h

(e) Gross sales price		(f) Depreciation allowed (or allowable)	(g) Cost or other basis plus expense of sale	(h) Gain or (loss) (e) plus (f) minus (g)
A E	3,507		2,898	609
A F	7,211		3,913	3,298
A G	2,178		1,163	1,015
A H	4,950		2,644	2,306
A I	3,506		3,139	367
A J	29,295		22,948	6,347
A K	915		874	41
A L	228		188	40
A M	137		111	26
A N	455		377	78
A O	550		443	107
A P	1,877		1,512	365
A Q	325		443	-118
A R	3,152		4,052	-900
A S	537		683	-146
A T	1,209		1,467	-258
A U	3,566		3,770	-204
A V	3,268		3,456	-188
A W	2,539		2,655	-116
A X	1,821		1,862	-41
A Y	4,608		4,540	68
A Z	1,286		1,027	259
B A	2,614		2,213	401
B B	2,462		1,955	507
B C	1,798		1,425	373
B D	3,471		2,737	734
B E	5,506		4,277	1,229
B F	5,674		4,358	1,316
B G	6,264		5,673	591
B H	3,205		3,200	5

Form 990PF Part IV - Capital Gains and Losses for Tax on Investment Income - Columns e - h

(e) Gross sales price		(f) Depreciation allowed (or allowable)	(g) Cost or other basis plus expense of sale	(h) Gain or (loss) (e) plus (f) minus (g)
BI	3,767		1,350	2,417
BJ	4,122		1,254	2,868
BK	6,024		4,703	1,321
BL	7,107		4,863	2,244
BM	8,381		6,849	1,532
BN	4,934		4,215	719
BO	101		88	13
BP	378		281	97
BQ	1,566		1,120	446
BR	1,152		816	336
BS	916		649	267
BT	1,192		853	339
BU	827		445	382
BV	11,474		5,968	5,506
BW	1,310		625	685
BX	1,284		1,097	187
BY	6,420		5,889	531
BZ	7,441		5,739	1,702
CA	1,810		1,411	399
CB	2,422		1,861	561
CC	10,091		6,930	3,161
CD	5,312		3,578	1,734
CE	2,056		1,376	680
CF	3,839		6,006	-2,167
CG	1,362		2,110	-748
CH	864		1,270	-406
CI	617		932	-315
CJ	13,175		11,659	1,516
CK	4,288		3,770	518
CL	1,571		1,375	196

Form 990PF Part IV - Capital Gains and Losses for Tax on Investment Income - Columns e - h

(e) Gross sales price		(f) Depreciation allowed (or allowable)	(g) Cost or other basis plus expense of sale	(h) Gain or (loss) (e) plus (f) minus (g)
CM	7,228		6,325	903
CN	16,363		15,028	1,335
CO	5,033		8,679	-3,646
CP	5,009		6,066	-1,057
CQ	28,857		22,799	6,058
CR	1,157		1,076	81
CS	5,012		4,704	308
CT	2,512		1,880	632
CU	1,107		758	349
CV	1,490		756	734
CW	3,411		1,648	1,763
CX	3,358		1,620	1,738
CY	1,825		1,342	483
CZ	1,939		1,082	857
DA	4,931		2,797	2,134
DB	16,048		13,854	2,194
DC	27,978		26,801	1,177
DD	3,849		3,480	369
DE	4,568		4,236	332
DF	2,454		2,281	173
DG	1,227		1,117	110
DH	4,046		3,670	376
DI	3,752		3,332	420
DJ	7,565		6,987	578
DK	3,280		2,104	1,176
DL	875		701	174
DM	534		382	152
DN	6,581		4,938	1,643
DO	1,467		1,195	272
DP	32,886		29,423	3,463

Form 990PF Part IV - Capital Gains and Losses for Tax on Investment Income - Columns e - h

(e) Gross sales price		(f) Depreciation allowed (or allowable)	(g) Cost or other basis plus expense of sale	(h) Gain or (loss) (e) plus (f) minus (g)
DQ	8,458		7,195	1,263
DR	3,842		3,224	618
DS	1,182		963	219
DT	296		248	48
DU	2,198		2,575	-377
DV	6,218		7,164	-946
DW	4,750		4,590	160
DX	1,645		1,532	113
DY	931		959	-28
DZ	3,945		2,835	1,110
EA	940		683	257
EB	3,996		2,278	1,718
EC	1,940		1,072	868
ED	517		274	243
EE	3,964		3,050	914
EF	6,770		3,189	3,581
EG	7,105		2,727	4,378
EH	2,506		1,276	1,230
EI	2,677		1,150	1,527
EJ	5,660		2,436	3,224
EK	6,357		2,013	4,344
EL	3,932		3,633	299
EM	7,195		4,875	2,320
EN	893		569	324
EO	3,125		1,794	1,331
EP	4,055		2,238	1,817
EQ	5,111		1,886	3,225
ER	3,888		3,181	707
ES	3,639		2,704	935
ET	2,700		762	1,938

Form 990PF Part IV - Capital Gains and Losses for Tax on Investment Income - Columns e - h

(e) Gross sales price		(f) Depreciation allowed (or allowable)	(g) Cost or other basis plus expense of sale	(h) Gain or (loss) (e) plus (f) minus (g)
EU	1,976		1,458	518
EV	5,407		1,588	3,819
EW	4,287		3,780	507
EX	1,591		1,226	365
EY	256		208	48
EZ	2,589		1,718	871
FA	2,193		2,386	-193
FB	3,755		3,026	729
FC	2,650		1,969	681
FD	4,008		3,519	489
FE	3,519		2,449	1,070
FF	3,617		2,497	1,120
FG	16,961		12,816	4,145
FH	2,506		3,337	-831
FI	4,089		5,188	-1,099
FJ	1,162		968	194
FK	264		231	33
FL	1,041		873	168
FM	2,128		1,796	332
FN	2,006		1,692	314
FO	3,031		2,678	353
FP	7,311		5,031	2,280
FQ	7,703		5,193	2,510
FR	3,461		2,597	864
FS	10,644		7,868	2,776
FT	6,542		6,221	321
FU	5,230		4,439	791
FV	501		423	78
FW	1,994		1,629	365
FX	2,255		1,493	762

Form 990PF Part IV - Capital Gains and Losses for Tax on Investment Income - Columns e - h

(e) Gross sales price		(f) Depreciation allowed (or allowable)	(g) Cost or other basis plus expense of sale	(h) Gain or (loss) (e) plus (f) minus (g)
FY	3,533		2,223	1,310
FZ	5,740		3,443	2,297
GA	5,638		5,350	288
GB	6,999		4,107	2,892
GC	304		282	22
GD	3,858		2,066	1,792
GE	4,178		1,773	2,405
GF	3,127		1,288	1,839
GG	3,425		4,301	-876
GH	8,302		7,356	946
GI	15,564		13,228	2,336
GJ	2,387		2,153	234
GK	5,208		4,925	283
GL	9,982		6,557	3,425
GM	5,275		5,102	173
GN	68		69	-1
GO	68		69	-1
GP	178		176	2
GQ	119		120	-1
GR	229		226	3
GS	59		59	
GT	559		552	7
GU	501		489	12
GV	184		174	10
GW	211		199	12
GX	18		15	3
GY	880		734	146
GZ	232		195	37
HA	207		166	41
HB	562		447	115

Form 990PF Part IV - Capital Gains and Losses for Tax on Investment Income - Columns e - h

(e) Gross sales price		(f) Depreciation allowed (or allowable)	(g) Cost or other basis plus expense of sale	(h) Gain or (loss) (e) plus (f) minus (g)
HC	571		453	118
HD	797		617	180
HE	231		177	54
HF	258		196	62
HG	13,734		14,664	-930
HH	7,514		7,554	-40
HI	4,512		4,103	409
HJ	2,798		2,301	497
HK	8,242		6,468	1,774
HL	3,113		3,307	-194
HM	5,123		3,280	1,843
HN	1,618		1,323	295
HO	8,575		5,397	3,178
HP	2,454		1,504	950
HQ	5,326		4,814	512
HR	3,229		3,580	-351
HS	4,872		4,695	177
HT	8,218		7,734	484
HU	3,833		3,467	366
HV	1,437		1,064	373
HW	13,461		12,748	713
HX	4,654		3,306	1,348
HY	5,234		2,858	2,376
HZ	666		438	228
IA	2,331		2,418	-87
IB	6,078		3,173	2,905
IC	16,545		7,434	9,111
ID	13,151		10,252	2,899
IE	6,070		6,422	-352
IF	1,604		1,689	-85

Form 990PF Part IV - Capital Gains and Losses for Tax on Investment Income - Columns e - h

(e) Gross sales price		(f) Depreciation allowed (or allowable)	(g) Cost or other basis plus expense of sale	(h) Gain or (loss) (e) plus (f) minus (g)
IG	872		918	-46
IH	417		440	-23
II	764		807	-43
IJ	448		477	-29
IK	410		440	-30
IL	1,649		2,008	-359
IM	2,941		3,182	-241
IN	616		700	-84
IO	5,543		6,365	-822
IP	3,678		4,200	-522
IQ	12,872		14,436	-1,564
IR	3,975		4,111	-136
IS	3,975		4,125	-150
IT	2,613		2,741	-128
IU	1,633		1,600	33
IV	3,487		3,200	287
IW	6,715		6,713	2
IX	6,726		6,482	244
IY	6,748		6,322	426
IZ	13,726		12,957	769
JA	10,059		7,930	2,129
JB	18,210		13,492	4,718
JC	25,844		25,271	573
JD	33		22	11
JE	7,730		8,288	-558
JF	4,013		4,291	-278
JG	2,880		3,441	-561
JH	360		453	-93
JI	9,969		8,989	980
JJ	274		216	58

Form 990PF Part IV - Capital Gains and Losses for Tax on Investment Income - Columns e - h

(e) Gross sales price		(f) Depreciation allowed (or allowable)	(g) Cost or other basis plus expense of sale	(h) Gain or (loss) (e) plus (f) minus (g)
JK	220		222	-2
JL	110		109	1
JM	266		304	-38
JN	380		427	-47
JO	493		562	-69
JP	81		106	-25
JQ	44		64	-20
JR	1,030		1,089	-59
JS	35		39	-4
JT	182		214	-32
JU	464		504	-40
JV	309		328	-19
JW	396		424	-28
JX	143		173	-30
JY	189		231	-42
JZ	126		153	-27
KA	124		147	-23
KB	837		914	-77
KC	1,920		1,939	-19
KD	3,702		4,294	-592
KE	1,595		1,659	-64
KF	3,251		3,276	-25
KG	3,308		3,310	-2
KH	1,990		1,511	479
KI	1,947		1,511	436
KJ	6,900		4,312	2,588
KK	1,789		524	1,265
KL	3,073		3,875	-802
KM	4,818		4,603	215
KN	7,391		5,546	1,845

Form 990PF Part IV - Capital Gains and Losses for Tax on Investment Income - Columns e - h

(e) Gross sales price		(f) Depreciation allowed (or allowable)	(g) Cost or other basis plus expense of sale	(h) Gain or (loss) (e) plus (f) minus (g)
KO	7,553		5,171	2,382
KP	3,404		2,265	1,139
KQ	5,220		5,235	-15
KR	3,049		2,859	190
KS	19,320		28,242	-8,922
KT	11,478		14,367	-2,889
KU	6,213		5,860	353
KV	1,962		1,357	605
KW	2,943		2,937	6
KX	2,760		2,231	529
KY	18,819		13,014	5,805
KZ	1,448		1,254	194
LA	2,152		2,124	28
LB	1,441		1,861	-420
LC	1,999		2,553	-554
LD	1,868		2,337	-469
LE	721		844	-123
LF	789		830	-41
LG	1,169		1,235	-66
LH	580		420	160
LI	724		548	176
LJ	686		499	187
LK	1,119		801	318
LL	6,178		2,379	3,799
LM	1,299		455	844
LN	3,571		1,272	2,299
LO	4,283		1,252	3,031
LP	5,243		5,917	-674
LQ	2,588		2,461	127
LR	6,092		4,709	1,383

Form 990PF Part IV - Capital Gains and Losses for Tax on Investment Income - Columns e - h

(e) Gross sales price		(f) Depreciation allowed (or allowable)	(g) Cost or other basis plus expense of sale	(h) Gain or (loss) (e) plus (f) minus (g)
LS	2,723		1,918	805
LT	12,738		10,698	2,040
LU	5,776		6,312	-536
LV	6,008		6,773	-765
LW	2,397		2,672	-275
LX	705		731	-26
LY	1,812		1,839	-27
LZ	1,208		1,224	-16
MA	1,691		1,704	-13
MB	2,093		2,122	-29
MC	81		81	
MD	13,039		13,334	-295
ME	3,794		3,785	9
MF	7,598		6,923	675
MG	4,187		4,214	-27
MH	2,673		2,751	-78
MI	5,642		6,251	-609
MJ	3,897		3,974	-77
MK	2,248		2,140	108
ML	5,289		5,152	137
MM	21,467		18,789	2,678
MN	2,867		2,168	699
MO	276		292	-16
MP	991		699	292
MQ	203		216	-13
MR	200		138	62
MS	349		235	114
MT	1,030		697	333
MU	31,467		25,973	5,494
MV	2,432		2,405	27

Form 990PF Part IV - Capital Gains and Losses for Tax on Investment Income - Columns e - h

(e) Gross sales price		(f) Depreciation allowed (or allowable)	(g) Cost or other basis plus expense of sale	(h) Gain or (loss) (e) plus (f) minus (g)
MW	3,673		5,268	-1,595
MX	1,469		1,538	-69
MY	1,224		1,750	-526
MZ	12,749		18,755	-6,006
NA	4,798		6,662	-1,864
NB	4,000		5,366	-1,366
NC	12,551		15,189	-2,638
ND	3,334		3,489	-155
NE	2,627		2,668	-41
NF	3,082		2,366	716
NG	5,855		4,433	1,422
NH	2,619		2,051	568
NI	3,542		2,517	1,025
NJ	7,522		4,754	2,768
NK	3,205		1,995	1,210
NL	2,805		2,854	-49
NM	15,253		8,699	6,554
NN	5,099		4,535	564
NO	2,295		1,934	361
NP	4,648		4,123	525
NQ	4,922		6,123	-1,201
NR	1,587		1,643	-56
NS	10,935		11,653	-718
NT	4,988		5,049	-61
NU	6,665		6,853	-188
NV	2,571		2,333	238
NW	146		150	-4
NX	1,077		946	131
NY	1,794		1,810	-16
NZ	727		416	311

Form 990PF Part IV - Capital Gains and Losses for Tax on Investment Income - Columns e - h

(e) Gross sales price		(f) Depreciation allowed (or allowable)	(g) Cost or other basis plus expense of sale	(h) Gain or (loss) (e) plus (f) minus (g)
OA	168		86	82
OB	2,374		2,280	94
OC	3,893		2,736	1,157
OD	1,902		1,237	665
OE	1,095		669	426
OF	507		273	234
OG	5,346		6,163	-817
OH	2,736		2,822	-86
OI	1,382		1,490	-108
OJ	1,312		1,416	-104
OK	1,376		1,490	-114
OL	28,956		22,965	5,991
OM	11,821		9,632	2,189
ON	2,784		2,039	745
OO	9,281		6,772	2,509
OP	17,271		9,312	7,959
OQ	623		412	211
OR	1,051		691	360
OS	1,563		965	598
OT	344		198	146
OU	1,421		820	601
OV	30,397		25,712	4,685
OW	4,085		2,691	1,394
OX	8,804		5,140	3,664
OY	3,643		3,117	526
OZ	3,547		1,501	2,046
PA	6,564		2,626	3,938
PB	5,478		2,225	3,253
PC	12,912		8,278	4,634
PD	10,955		7,025	3,930

Form 990PF Part IV - Capital Gains and Losses for Tax on Investment Income - Columns e - h

(e) Gross sales price		(f) Depreciation allowed (or allowable)	(g) Cost or other basis plus expense of sale	(h) Gain or (loss) (e) plus (f) minus (g)
PE	1,451		925	526
PF	3,193		2,040	1,153
PG	1,556		1,362	194
PH	1,207		1,090	117
PI	14,489		8,656	5,833
PJ	1,795		1,688	107
PK	3,571		3,318	253
PL	648		634	14
PM	4,102		4,629	-527
PN	2,150		2,094	56
PO	815		945	-130
PP	2,033		2,226	-193
PQ	111		129	-18
PR	2,396		2,442	-46
PS	342		383	-41
PT	513		586	-73
PU	1,335		1,358	-23
PV	1,806		2,138	-332
PW	1,195		1,379	-184
PX	2,443		3,084	-641
PY	22,958		22,766	192
PZ	2,931		2,827	104
QA	3,514		3,360	154
QB	3,421		2,753	668
QC	1,047		822	225
QD	2,930		2,441	489
QE	1,884		1,474	410
QF	8,722		6,882	1,840
QG	3,558		2,753	805
QH	5,941		4,330	1,611

Form 990PF Part IV - Capital Gains and Losses for Tax on Investment Income - Columns e - h

(e) Gross sales price		(f) Depreciation allowed (or allowable)	(g) Cost or other basis plus expense of sale	(h) Gain or (loss) (e) plus (f) minus (g)
Q I	8,780		5,208	3,572
Q J	14,850		8,624	6,226
Q K	3,263		2,259	1,004
Q L	73		53	20
Q M	943		622	321
Q N	2,200		1,396	804
Q O	513		335	178
Q P	314		177	137
Q Q	382		288	94
Q R	212		117	95
Q S	168		92	76
Q T	263		142	121
Q U	155		84	71
Q V	140		71	69
Q W	2,082		937	1,145
Q X	7		3	4
Q Y	170		61	109
Q Z	27		12	15
RA	1,518		566	952
RB	325		120	205
RC	211		87	124
RD	182		75	107
RE	53		22	31
RF	12		5	7
RG	110		53	57
RH	536		274	262
RI	239		119	120
RJ	140		69	71
RK	243		124	119
RL	817		404	413

Form 990PF Part IV - Capital Gains and Losses for Tax on Investment Income - Columns e - h

(e) Gross sales price		(f) Depreciation allowed (or allowable)	(g) Cost or other basis plus expense of sale	(h) Gain or (loss) (e) plus (f) minus (g)
RM	285		138	147
RN	414		209	205
RO	256		204	52
RP	149		119	30
RQ	1,257		1,005	252
RR	725		579	146
RS	703		562	141
RT	3,748		3,059	689
RU	6,698		5,472	1,226
RV	3,007		2,411	596
RW	1,140		910	230
RX	4,852		3,870	982
RY	145		116	29
RZ	5,394		4,400	994
SA	363		386	-23
SB	660		703	-43
SC	324		351	-27
SD	292		316	-24
SE	600		664	-64
SF	663		736	-73
SG	2,182		2,446	-264
SH	2,322		2,544	-222
SI	774		833	-59
SJ	1,151		1,336	-185
SK	1,231		1,409	-178
SL	84		96	-12
SM	54		64	-10
SN	2,808		3,362	-554
SO	1,150		996	154
SP	3,023		2,572	451

Form 990PF Part IV - Capital Gains and Losses for Tax on Investment Income - Columns e - h

(e) Gross sales price		(f) Depreciation allowed (or allowable)	(g) Cost or other basis plus expense of sale	(h) Gain or (loss) (e) plus (f) minus (g)
SQ	1,395		1,157	238
SR	695		557	138
SS	664		588	76
ST	2,897		2,555	342
SU	1,592		1,573	19
SV	327		288	39
SW	1,332		1,178	154
SX	4,038		3,532	506
SY	2,694		2,297	397
SZ	8,522		6,545	1,977
TA	8,220		5,925	2,295
TB	7,362		5,322	2,040
TC	12,744		8,812	3,932
TD	1,480		996	484
TE	14,160		8,823	5,337
TF	3,312		2,274	1,038
TG	4,570		3,140	1,430
TH	4,627		3,829	798
TI	4,320		4,715	-395
TJ	1,727		1,415	312
TK	3,680		3,004	676
TL	9,664		7,717	1,947
TM	2,166		1,735	431
TN	2,280		1,825	455
TO	2,166		1,735	431
TP	451		361	90
TQ	2,955		2,367	588
TR	10,805		8,657	2,148
TS	4,914		4,891	23
TT	3,770		3,614	156

Form 990PF Part IV - Capital Gains and Losses for Tax on Investment Income - Columns e - h

(e) Gross sales price		(f) Depreciation allowed (or allowable)	(g) Cost or other basis plus expense of sale	(h) Gain or (loss) (e) plus (f) minus (g)
TU	1,909		1,807	102
TV	22,277		17,906	4,371
TW	37,000		34,742	2,258
TX	350,000		331,822	18,178
TY	141,644		137,557	4,087
TZ	553		557	-4
UA	51,472		117,778	-66,306
UB	7,675		7,406	269
UC	4,304		3,836	468
UD	4,717		3,865	852
UE	3,565		865	2,700
UF	2,497		1,818	679
UG	3,781		3,039	742
UH	284		402	-118
UI	320		437	-117
UJ	341		481	-140
UK	272		385	-113
UL	731		996	-265
UM	1,424		1,724	-300
UN	712		953	-241
UO	103		108	-5
UP	1,968		1,939	29
UQ	5,229		1,963	3,266
UR	6,352		2,418	3,934
US	785		194	591
UT	3,365		2,468	897
UU	2,507		665	1,842
UV	4,847		1,192	3,655
UW	13,997		2,744	11,253
UX	3,633		3,347	286

Form 990PF Part IV - Capital Gains and Losses for Tax on Investment Income - Columns e - h

(e) Gross sales price		(f) Depreciation allowed (or allowable)	(g) Cost or other basis plus expense of sale	(h) Gain or (loss) (e) plus (f) minus (g)
UY	5,201		4,316	885
UZ	7,537		5,738	1,799
VA	7,007		4,820	2,187
VB	5,486		7,657	-2,171
VC	5,228		4,660	568
VD	20,270		17,788	2,482
VE	6,869		5,311	1,558
VF	5,796		4,394	1,402
VG	13,913		8,180	5,733
VH	4,833		3,855	978
VI	2,658		2,022	636
VJ	8,294		7,718	576
VK	1,390		1,103	287
VL	1,158		1,072	86
VM	467		368	99
VN	2,103		1,646	457
VO	5,459		3,784	1,675
VP	5,521		3,251	2,270
VQ	4,425		2,621	1,804
VR	3,435		1,842	1,593
VS	4,589		2,336	2,253
VT	4,167		3,837	330
VU	15,353		13,069	2,284
VV	1,375		1,356	19
VW	2,291		2,238	53
VX	4,291		4,442	-151
VY	9,225		8,178	1,047
VZ	1,931		1,922	9
WA	6,874		5,776	1,098
WB	4,338		3,695	643

Form 990PF Part IV - Capital Gains and Losses for Tax on Investment Income - Columns e - h

(e) Gross sales price		(f) Depreciation allowed (or allowable)	(g) Cost or other basis plus expense of sale	(h) Gain or (loss) (e) plus (f) minus (g)
WC	6,181		4,760	1,421
WD	15,991		13,712	2,279
WE	10,776		9,102	1,674
WF	5,137		4,274	863
WG	3,308		2,470	838
WH	14,625		8,019	6,606
WI	5,475		6,056	-581
WJ	12,214		13,389	-1,175
WK	13,267		14,751	-1,484
WL	3,571		2,851	720
WM	3,253		2,375	878
WN	11,680		9,163	2,517
WO	2,041		824	1,217
WP	1,020		875	145
WQ	1,302		587	715
WR	322		129	193
WS	290		118	172
WT	2,876		1,148	1,728
WU	1,692		678	1,014
WV	2,143		2,120	23
WW	1,993		764	1,229
WX	3,189		1,308	1,881
WY	718		270	448
WZ	4,395		1,273	3,122
XA	2,184		828	1,356
XB	11,274		2,407	8,867
XC	3,319		3,052	267
XD	2,914		2,790	124
XE	2,949		3,230	-281
XF	2,013		2,305	-292

Form 990PF Part IV - Capital Gains and Losses for Tax on Investment Income - Columns e - h

(e) Gross sales price		(f) Depreciation allowed (or allowable)	(g) Cost or other basis plus expense of sale	(h) Gain or (loss) (e) plus (f) minus (g)
XG	3,918		4,373	-455
XH	2,268		2,510	-242
XI	18,312		21,020	-2,708
XJ	8,942		8,991	-49
XK	2,225		2,073	152
XL	249		226	23
XM	4,079		3,495	584
XN	686		473	213
XO	796		543	253
XP	759		513	246
XQ	913		600	313
XR	893		582	311
XS	5,907		6,010	-103
XT	3,417		3,722	-305
XU	3,022		2,790	232
XV	4,637		4,155	482
XW	1,480		1,063	417
XX	503		444	59
XY	3,560		2,422	1,138
XZ	2,955		2,626	329
YA	2,335		2,034	301
YB	1,565		1,493	72
YC	446		375	71
YD	1,337		1,268	69
YE	891		611	280
YF	1,442		1,225	217
YG	1,712		1,501	211
YH	1,640		1,451	189
YI	1,535		1,376	159
YJ	3,158		2,568	590

Form 990PF Part IV - Capital Gains and Losses for Tax on Investment Income - Columns e - h

(e) Gross sales price		(f) Depreciation allowed (or allowable)	(g) Cost or other basis plus expense of sale	(h) Gain or (loss) (e) plus (f) minus (g)
YK	1,732		1,221	511
YL	2,512		1,780	732
YM	3,777		2,526	1,251
YN	1,874		1,348	526
YO	2,108		1,152	956
YP	1,795		920	875
YQ	3,706		1,494	2,212
YR	3,420		1,630	1,790
YS	2,826		2,623	203
YT	6,089		7,016	-927
YU	4,008		3,914	94
YV	3,984		3,860	124
YW	207		433	-226
YX	237		499	-262
YY	74		158	-84
YZ	641		1,418	-777
ZA	121		276	-155
ZB	1,510		3,526	-2,016
ZC	96		220	-124
ZD	514		1,062	-548
ZE	1,967		1,458	509
ZF	1,700		944	756
ZG	971		479	492
ZH	486		284	202
ZI	2,527		1,079	1,448
ZJ	7,296		4,734	2,562
ZK	2,619		2,564	55
ZL	176		142	34
ZM	3,176		2,409	767
ZN	1,538		1,327	211

Form 990PF Part IV - Capital Gains and Losses for Tax on Investment Income - Columns e - h

(e) Gross sales price		(f) Depreciation allowed (or allowable)	(g) Cost or other basis plus expense of sale	(h) Gain or (loss) (e) plus (f) minus (g)
ZO	4,221		2,440	1,781
ZP	768		663	105
ZQ	3,541		1,824	1,717
ZR	9,361		4,479	4,882
ZS	247		524	-277
ZT	77		64	13
ZU	945		1,598	-653
ZV	1,271		1,035	236
ZW	991		745	246
ZX	2,332		1,854	478
ZY	3,392		3,336	56
ZZ	9,133		8,038	1,095
AAA	3,945		4,149	-204
AAB	2,502		2,176	326
AAC	5,837		5,380	457
AAD	6,299		4,021	2,278
AAE	3,595		2,702	893
AAF	1,635		1,666	-31
AAG	1,197		1,214	-17
AAH	234		238	-4
AAI	814		835	-21
AAJ	4,590		5,405	-815
AAK	373		259	114
AAL	3,663		2,545	1,118
AAM	4,939		3,429	1,510
AAN	3,752		2,604	1,148
AAO	1,945		2,617	-672
AAP	2,387		2,826	-439
AAQ	906		910	-4
AAR	8,790		7,546	1,244

Form 990PF Part IV - Capital Gains and Losses for Tax on Investment Income - Columns e - h

(e) Gross sales price		(f) Depreciation allowed (or allowable)	(g) Cost or other basis plus expense of sale	(h) Gain or (loss) (e) plus (f) minus (g)
AAS	6,448		5,375	1,073
AAT	14,732		24,252	-9,520
AAU	7,154		11,152	-3,998
AAV	18,565		28,821	-10,256

Form 990PF Part IV - Capital Gains and Losses for Tax on Investment Income - Columns i - I

Complete only for assets showing gain in column (h) and owned by the foundation on 12/31/69				(l) Gains (Col (h) gain minus col (k), but not less than -0-) or Losses (from col (h))
(i) F M V as of 12/31/69		(j) Adjusted basis as of 12/31/69	(k) Excess of col (i) over col (j), if any	
A				77
B				66
C				23
D				136
E				81
F				250
G				468
H				223
I				48
J				57
K				200
L				112
M				113
N				714
O				1,192
P				1,753
Q				1,149
R				5,382
S				2,944
T				621
U				3,506
V				3,538
W				5,211
X				868
Y				1,102
Z				39
AA				713
AB				748
AC				349
AD				3,182

Form 990PF Part IV - Capital Gains and Losses for Tax on Investment Income - Columns i - I

Complete only for assets showing gain in column (h) and owned by the foundation on 12/31/69			(l) Gains (Col (h) gain minus col (k), but not less than -0-) or Losses (from col (h))
(i) F M V as of 12/31/69		(j) Adjusted basis as of 12/31/69	
AE			609
AF			3,298
AG			1,015
AH			2,306
AI			367
AJ			6,347
AK			41
AL			40
AM			26
AN			78
AO			107
AP			365
AQ			-118
AR			-900
AS			-146
AT			-258
AU			-204
AV			-188
AW			-116
AX			-41
AY			68
AZ			259
BA			401
BB			507
BC			373
BD			734
BE			1,229
BF			1,316
BG			591
BH			5

Form 990PF Part IV - Capital Gains and Losses for Tax on Investment Income - Columns i - l

Complete only for assets showing gain in column (h) and owned by the foundation on 12/31/69				(l) Gains (Col (h) gain minus col (k), but not less than -0-) or Losses (from col (h))
(i) F M V as of 12/31/69		(j) Adjusted basis as of 12/31/69	(k) Excess of col (i) over col (j), if any	
BI				2,417
BJ				2,868
BK				1,321
BL				2,244
BM				1,532
BN				719
BO				13
BP				97
BQ				446
BR				336
BS				267
BT				339
BU				382
BV				5,506
BW				685
BX				187
BY				531
BZ				1,702
CA				399
CB				561
CC				3,161
CD				1,734
CE				680
CF				-2,167
CG				-748
CH				-406
CI				-315
CJ				1,516
CK				518
CL				196

Form 990PF Part IV - Capital Gains and Losses for Tax on Investment Income - Columns i - I

Complete only for assets showing gain in column (h) and owned by the foundation on 12/31/69				(l) Gains (Col (h) gain minus col (k), but not less than -0-) or Losses (from col (h))
(i) F M V as of 12/31/69		(j) Adjusted basis as of 12/31/69	(k) Excess of col (i) over col (j), if any	
CM				903
CN				1,335
CO				-3,646
CP				-1,057
CQ				6,058
CR				81
CS				308
CT				632
CU				349
CV				734
CW				1,763
CX				1,738
CY				483
CZ				857
DA				2,134
DB				2,194
DC				1,177
DD				369
DE				332
DF				173
DG				110
DH				376
DI				420
DJ				578
DK				1,176
DL				174
DM				152
DN				1,643
DO				272
DP				3,463

Form 990PF Part IV - Capital Gains and Losses for Tax on Investment Income - Columns i - l

Complete only for assets showing gain in column (h) and owned by the foundation on 12/31/69			(l) Gains (Col (h) gain minus col (k), but not less than -0-) or Losses (from col (h))
(i) F M V as of 12/31/69		(j) Adjusted basis as of 12/31/69	
DQ			1,263
DR			618
DS			219
DT			48
DU			-377
DV			-946
DW			160
DX			113
DY			-28
DZ			1,110
EA			257
EB			1,718
EC			868
ED			243
EE			914
EF			3,581
EG			4,378
EH			1,230
EI			1,527
EJ			3,224
EK			4,344
EL			299
EM			2,320
EN			324
EO			1,331
EP			1,817
EQ			3,225
ER			707
ES			935
ET			1,938

Form 990PF Part IV - Capital Gains and Losses for Tax on Investment Income - Columns i - l

Complete only for assets showing gain in column (h) and owned by the foundation on 12/31/69				(l) Gains (Col (h) gain minus col (k), but not less than -0-) or Losses (from col (h))
(i) F M V as of 12/31/69		(j) Adjusted basis as of 12/31/69	(k) Excess of col (i) over col (j), if any	
EU				518
EV				3,819
EW				507
EX				365
EY				48
EZ				871
FA				-193
FB				729
FC				681
FD				489
FE				1,070
FF				1,120
FG				4,145
FH				-831
FI				-1,099
FJ				194
FK				33
FL				168
FM				332
FN				314
FO				353
FP				2,280
FQ				2,510
FR				864
FS				2,776
FT				321
FU				791
FV				78
FW				365
FX				762

Form 990PF Part IV - Capital Gains and Losses for Tax on Investment Income - Columns i - I

Complete only for assets showing gain in column (h) and owned by the foundation on 12/31/69			(l) Gains (Col (h) gain minus col (k), but not less than -0-) or Losses (from col (h))
(i) F M V as of 12/31/69		(j) Adjusted basis as of 12/31/69	
		(k) Excess of col (i) over col (j), if any	
FY			1,310
FZ			2,297
GA			288
GB			2,892
GC			22
GD			1,792
GE			2,405
GF			1,839
GG			-876
GH			946
GI			2,336
GJ			234
GK			283
GL			3,425
GM			173
GN			-1
GO			-1
GP			2
GQ			-1
GR			3
GS			
GT			7
GU			12
GV			10
GW			12
GX			3
GY			146
GZ			37
HA			41
HB			115

Form 990PF Part IV - Capital Gains and Losses for Tax on Investment Income - Columns i - l

Complete only for assets showing gain in column (h) and owned by the foundation on 12/31/69				(l) Gains (Col (h) gain minus col (k), but not less than -0-) or Losses (from col (h))
(i) F M V as of 12/31/69		(j) Adjusted basis as of 12/31/69	(k) Excess of col (i) over col (j), if any	
HC				118
HD				180
HE				54
HF				62
HG				-930
HH				-40
HI				409
HJ				497
HK				1,774
HL				-194
HM				1,843
HN				295
HO				3,178
HP				950
HQ				512
HR				-351
HS				177
HT				484
HU				366
HV				373
HW				713
HX				1,348
HY				2,376
HZ				228
IA				-87
IB				2,905
IC				9,111
ID				2,899
IE				-352
IF				-85

Form 990PF Part IV - Capital Gains and Losses for Tax on Investment Income - Columns i - I

Complete only for assets showing gain in column (h) and owned by the foundation on 12/31/69				(I) Gains (Col (h) gain minus col (k), but not less than -0-) or Losses (from col (h))
(i) F M V as of 12/31/69		(j) Adjusted basis as of 12/31/69	(k) Excess of col (i) over col (j), if any	
IG				-46
IH				-23
II				-43
IJ				-29
IK				-30
IL				-359
IM				-241
IN				-84
IO				-822
IP				-522
IQ				-1,564
IR				-136
IS				-150
IT				-128
IU				33
IV				287
IW				2
IX				244
IY				426
IZ				769
JA				2,129
JB				4,718
JC				573
JD				11
JE				-558
JF				-278
JG				-561
JH				-93
JI				980
JJ				58

Form 990PF Part IV - Capital Gains and Losses for Tax on Investment Income - Columns i - l

Complete only for assets showing gain in column (h) and owned by the foundation on 12/31/69				(l) Gains (Col (h) gain minus col (k), but not less than -0-) or Losses (from col (h))
(i) F M V as of 12/31/69		(j) Adjusted basis as of 12/31/69	(k) Excess of col (i) over col (j), if any	
JK				-2
JL				1
JM				-38
JN				-47
JO				-69
JP				-25
JQ				-20
JR				-59
JS				-4
JT				-32
JU				-40
JV				-19
JW				-28
JX				-30
JY				-42
JZ				-27
KA				-23
KB				-77
KC				-19
KD				-592
KE				-64
KF				-25
KG				-2
KH				479
KI				436
KJ				2,588
KK				1,265
KL				-802
KM				215
KN				1,845

Form 990PF Part IV - Capital Gains and Losses for Tax on Investment Income - Columns i - l

Complete only for assets showing gain in column (h) and owned by the foundation on 12/31/69				(l) Gains (Col (h) gain minus col (k), but not less than -0-) or Losses (from col (h))
(i) F M V as of 12/31/69		(j) Adjusted basis as of 12/31/69	(k) Excess of col (i) over col (j), if any	
KO				2,382
KP				1,139
KQ				-15
KR				190
KS				-8,922
KT				-2,889
KU				353
KV				605
KW				6
KX				529
KY				5,805
KZ				194
LA				28
LB				-420
LC				-554
LD				-469
LE				-123
LF				-41
LG				-66
LH				160
LI				176
LJ				187
LK				318
LL				3,799
LM				844
LN				2,299
LO				3,031
LP				-674
LQ				127
LR				1,383

Form 990PF Part IV - Capital Gains and Losses for Tax on Investment Income - Columns i - l

Complete only for assets showing gain in column (h) and owned by the foundation on 12/31/69				(l) Gains (Col (h) gain minus col (k), but not less than -0-) or Losses (from col (h))
(i) F M V as of 12/31/69		(j) Adjusted basis as of 12/31/69	(k) Excess of col (i) over col (j), if any	
LS				805
LT				2,040
LU				-536
LV				-765
LW				-275
LX				-26
LY				-27
LZ				-16
MA				-13
MB				-29
MC				
MD				-295
ME				9
MF				675
MG				-27
MH				-78
MI				-609
MJ				-77
MK				108
ML				137
MM				2,678
MN				699
MO				-16
MP				292
MQ				-13
MR				62
MS				114
MT				333
MU				5,494
MV				27

Form 990PF Part IV - Capital Gains and Losses for Tax on Investment Income - Columns i - l

Complete only for assets showing gain in column (h) and owned by the foundation on 12/31/69				(l) Gains (Col (h) gain minus col (k), but not less than -0-) or Losses (from col (h))
(i) F M V as of 12/31/69		(j) Adjusted basis as of 12/31/69	(k) Excess of col (i) over col (j), if any	
MW				-1,595
MX				-69
MY				-526
MZ				-6,006
NA				-1,864
NB				-1,366
NC				-2,638
ND				-155
NE				-41
NF				716
NG				1,422
NH				568
NI				1,025
NJ				2,768
NK				1,210
NL				-49
NM				6,554
NN				564
NO				361
NP				525
NQ				-1,201
NR				-56
NS				-718
NT				-61
NU				-188
NV				238
NW				-4
NX				131
NY				-16
NZ				311

Form 990PF Part IV - Capital Gains and Losses for Tax on Investment Income - Columns i - I

Complete only for assets showing gain in column (h) and owned by the foundation on 12/31/69				(l) Gains (Col (h) gain minus col (k), but not less than -0-) or Losses (from col (h))
(i) F M V as of 12/31/69		(j) Adjusted basis as of 12/31/69	(k) Excess of col (i) over col (j), if any	
OA				82
OB				94
OC				1,157
OD				665
OE				426
OF				234
OG				-817
OH				-86
OI				-108
OJ				-104
OK				-114
OL				5,991
OM				2,189
ON				745
OO				2,509
OP				7,959
OQ				211
OR				360
OS				598
OT				146
OU				601
OV				4,685
OW				1,394
OX				3,664
OY				526
OZ				2,046
PA				3,938
PB				3,253
PC				4,634
PD				3,930

Form 990PF Part IV - Capital Gains and Losses for Tax on Investment Income - Columns i - l

Complete only for assets showing gain in column (h) and owned by the foundation on 12/31/69			(l) Gains (Col (h) gain minus col (k), but not less than -0-) or Losses (from col (h))
(i) F M V as of 12/31/69		(j) Adjusted basis as of 12/31/69	
PE			526
PF			1,153
PG			194
PH			117
PI			5,833
PJ			107
PK			253
PL			14
PM			-527
PN			56
PO			-130
PP			-193
PQ			-18
PR			-46
PS			-41
PT			-73
PU			-23
PV			-332
PW			-184
PX			-641
PY			192
PZ			104
QA			154
QB			668
QC			225
QD			489
QE			410
QF			1,840
QG			805
QH			1,611

Form 990PF Part IV - Capital Gains and Losses for Tax on Investment Income - Columns i - I

Complete only for assets showing gain in column (h) and owned by the foundation on 12/31/69			(l) Gains (Col (h) gain minus col (k), but not less than -0-) or Losses (from col (h))
(i) F M V as of 12/31/69		(j) Adjusted basis as of 12/31/69	
Q I			3,572
Q J			6,226
Q K			1,004
Q L			20
Q M			321
Q N			804
Q O			178
Q P			137
Q Q			94
Q R			95
Q S			76
Q T			121
Q U			71
Q V			69
Q W			1,145
Q X			4
Q Y			109
Q Z			15
RA			952
RB			205
RC			124
RD			107
RE			31
RF			7
RG			57
RH			262
RI			120
RJ			71
RK			119
RL			413

Form 990PF Part IV - Capital Gains and Losses for Tax on Investment Income - Columns i - l

Complete only for assets showing gain in column (h) and owned by the foundation on 12/31/69				(l) Gains (Col (h) gain minus col (k), but not less than -0-) or Losses (from col (h))
(i) F M V as of 12/31/69		(j) Adjusted basis as of 12/31/69	(k) Excess of col (i) over col (j), if any	
RM				147
RN				205
RO				52
RP				30
RQ				252
RR				146
RS				141
RT				689
RU				1,226
RV				596
RW				230
RX				982
RY				29
RZ				994
SA				-23
SB				-43
SC				-27
SD				-24
SE				-64
SF				-73
SG				-264
SH				-222
SI				-59
SJ				-185
SK				-178
SL				-12
SM				-10
SN				-554
SO				154
SP				451

Form 990PF Part IV - Capital Gains and Losses for Tax on Investment Income - Columns i - I

Complete only for assets showing gain in column (h) and owned by the foundation on 12/31/69				(l) Gains (Col (h) gain minus col (k), but not less than -0-) or Losses (from col (h))
(i) F M V as of 12/31/69		(j) Adjusted basis as of 12/31/69	(k) Excess of col (i) over col (j), if any	
SQ				238
SR				138
SS				76
ST				342
SU				19
SV				39
SW				154
SX				506
SY				397
SZ				1,977
TA				2,295
TB				2,040
TC				3,932
TD				484
TE				5,337
TF				1,038
TG				1,430
TH				798
TI				-395
TJ				312
TK				676
TL				1,947
TM				431
TN				455
TO				431
TP				90
TQ				588
TR				2,148
TS				23
TT				156

Form 990PF Part IV - Capital Gains and Losses for Tax on Investment Income - Columns i - l

Complete only for assets showing gain in column (h) and owned by the foundation on 12/31/69				(l) Gains (Col (h) gain minus col (k), but not less than -0-) or Losses (from col (h))
(i) F M V as of 12/31/69		(j) Adjusted basis as of 12/31/69	(k) Excess of col (i) over col (j), if any	
TU				102
TV				4,371
TW				2,258
TX				18,178
TY				4,087
TZ				-4
UA				-66,306
UB				269
UC				468
UD				852
UE				2,700
UF				679
UG				742
UH				-118
UI				-117
UJ				-140
UK				-113
UL				-265
UM				-300
UN				-241
UO				-5
UP				29
UQ				3,266
UR				3,934
US				591
UT				897
UU				1,842
UV				3,655
UW				11,253
UX				286

Form 990PF Part IV - Capital Gains and Losses for Tax on Investment Income - Columns i - I

Complete only for assets showing gain in column (h) and owned by the foundation on 12/31/69				(l) Gains (Col (h) gain minus col (k), but not less than -0-) or Losses (from col (h))
(i) F M V as of 12/31/69		(j) Adjusted basis as of 12/31/69	(k) Excess of col (i) over col (j), if any	
UY				885
UZ				1,799
VA				2,187
VB				-2,171
VC				568
VD				2,482
VE				1,558
VF				1,402
VG				5,733
VH				978
VI				636
VJ				576
VK				287
VL				86
VM				99
VN				457
VO				1,675
VP				2,270
VQ				1,804
VR				1,593
VS				2,253
VT				330
VU				2,284
VV				19
VW				53
VX				-151
VY				1,047
VZ				9
WA				1,098
WB				643

Form 990PF Part IV - Capital Gains and Losses for Tax on Investment Income - Columns i - l

Complete only for assets showing gain in column (h) and owned by the foundation on 12/31/69				(l) Gains (Col (h) gain minus col (k), but not less than -0-) or Losses (from col (h))
(i) F M V as of 12/31/69		(j) Adjusted basis as of 12/31/69	(k) Excess of col (i) over col (j), if any	
WC				1,421
WD				2,279
WE				1,674
WF				863
WG				838
WH				6,606
WI				-581
WJ				-1,175
WK				-1,484
WL				720
WM				878
WN				2,517
WO				1,217
WP				145
WQ				715
WR				193
WS				172
WT				1,728
WU				1,014
WV				23
WW				1,229
WX				1,881
WY				448
WZ				3,122
XA				1,356
XB				8,867
XC				267
XD				124
XE				-281
XF				-292

Form 990PF Part IV - Capital Gains and Losses for Tax on Investment Income - Columns i - I

Complete only for assets showing gain in column (h) and owned by the foundation on 12/31/69				(l) Gains (Col (h) gain minus col (k), but not less than -0-) or Losses (from col (h))
(i) F M V as of 12/31/69		(j) Adjusted basis as of 12/31/69	(k) Excess of col (i) over col (j), if any	
XG				-455
XH				-242
XI				-2,708
XJ				-49
XK				152
XL				23
XM				584
XN				213
XO				253
XP				246
XQ				313
XR				311
XS				-103
XT				-305
XU				232
XV				482
XW				417
XX				59
XY				1,138
XZ				329
YA				301
YB				72
YC				71
YD				69
YE				280
YF				217
YG				211
YH				189
YI				159
YJ				590

Form 990PF Part IV - Capital Gains and Losses for Tax on Investment Income - Columns i - l

Complete only for assets showing gain in column (h) and owned by the foundation on 12/31/69				(l) Gains (Col (h) gain minus col (k), but not less than -0-) or Losses (from col (h))
(i) F M V as of 12/31/69		(j) Adjusted basis as of 12/31/69	(k) Excess of col (i) over col (j), if any	
YK				511
YL				732
YM				1,251
YN				526
YO				956
YP				875
YQ				2,212
YR				1,790
YS				203
YT				-927
YU				94
YV				124
YW				-226
YX				-262
YY				-84
YZ				-777
ZA				-155
ZB				-2,016
ZC				-124
ZD				-548
ZE				509
ZF				756
ZG				492
ZH				202
ZI				1,448
ZJ				2,562
ZK				55
ZL				34
ZM				767
ZN				211

Form 990PF Part IV - Capital Gains and Losses for Tax on Investment Income - Columns i - l

Complete only for assets showing gain in column (h) and owned by the foundation on 12/31/69				(l) Gains (Col (h) gain minus col (k), but not less than -0-) or Losses (from col (h))
(i) F M V as of 12/31/69		(j) Adjusted basis as of 12/31/69	(k) Excess of col (i) over col (j), if any	
ZO				1,781
ZP				105
ZQ				1,717
ZR				4,882
ZS				-277
ZT				13
ZU				-653
ZV				236
ZW				246
ZX				478
ZY				56
ZZ				1,095
AAA				-204
AAB				326
AAC				457
AAD				2,278
AAE				893
AAF				-31
AAG				-17
AAH				-4
AAI				-21
AAJ				-815
AAK				114
AAL				1,118
AAM				1,510
AAN				1,148
AAO				-672
AAP				-439
AAQ				-4
AAR				1,244


Form 990PF Part IV - Capital Gains and Losses for Tax on Investment Income - Columns i - l

Complete only for assets showing gain in column (h) and owned by the foundation on 12/31/69				(l) Gains (Col (h) gain minus col (k), but not less than -0-) or Losses (from col (h))
(i) F M V as of 12/31/69		(j) Adjusted basis as of 12/31/69	(k) Excess of col (i) over col (j), if any	
AAS				1,073
AAT				-9,520
AAU				-3,998
AAV				-10,256


Form 990PF Part XV Line 3 - Grants and Contributions Paid During the Year or Approved for Future Payment

Recipient	If recipient is an individual, show any relationship to any foundation manager or substantial contributor	Foundation status of recipient	Purpose of grant or contribution	Amount
Name and address (home or business)				
a Paid during the year				
CRISPUS ATTUCKS 605 SOUTH DUKE STREET YORK, PA 174013199	NONE	PUBLIC CHARITY	GENERAL	50,000
YMCA - CAPITAL CAMPAIGN 264 WEST MARKET STREET YORK, PA 17401	NONE	PUBLIC CHARITY	GENERAL	100,000
YMCA - STRONG KIDS 264 WEST MARKET STREET YORK, PA 17403	NONE	PUBLIC CHARITY	GENERAL	5,000
HOPE 16580 GREEN VALLEY COURT STEWARTSTOWN, PA 17363	NONE	PUBLIC CHARITY	GENERAL	250
YWCA 320 EAST MARKET STREET YORK, PA 17403	NONE	PUBLIC CHARITY	GENERAL	175,000
YORK COUNTY COMMUNITY FDN 14 WEST MARKET STREET YORK, PA 17401	NONE	PUBLIC CHARITY	GENERAL	7,850
ANGELS GIVING TO THOSE IN NEED 2897 DEER CHASE LANE YORK, PA 17403	NONE	PUBLIC CHARITY	GENERAL	1,000
YORK HEALTH FOUNDATION 9012 S GEORGE STREET YORK, PA 17403	NONE	PUBLIC CHARITY	GENERAL	104,000
MAKE A WISH FOUNDATION 2951 WHITEFORD RD SUITE 304 YORK, PA 17403	NONE	PUBLIC CHARITY	GENERAL	650
JR LEAGUE OF YORK 166 WEST MARKET STREET YORK, PA 17402	NONE	PUBLIC CHARITY	GENERAL	10,000
NATIONAL MS SOCIETY ONE REED STREET SUITE 200 PHILADELPHIA, PA 19147	NONE	PUBLIC CHARITY	GENERAL	150
THE GILDER LEHRMAN INSTITUTE 19 WEST 55TH STREET SUITE 500 NEW YORK, NY 10036	NONE	PUBLIC CHARITY	GENERAL	2,000
YORK COLLEGE OF PA DEVELOPMENT OFFICE YORK, PA 17405	NONE	PUBLIC CHARITY	GENERAL	309,500
NATIONAL PARKS CONSERVATION ASS 1300 19TH STREET NW SUITE 300 WASHINGTON, DC 20038	NONE	PUBLIC CHARITY	GENERAL	2,500
AMERICAN RED CROSS - YORK CHPTR 724 S GEORGE STREET YORK, PA 17401	NONE	PUBLIC CHARITY	GENERAL	3,000
Total  3a				949,085


Form 990PF Part XV Line 3 - Grants and Contributions Paid During the Year or Approved for Future Payment

Recipient	If recipient is an individual, show any relationship to any foundation manager or substantial contributor	Foundation status of recipient	Purpose of grant or contribution	Amount
Name and address (home or business)				
a Paid during the year				
UMMS FOUNDATION 110 S PACA STREET 9TH FLR BALTIMORE,MD 21201	NONE	PUBLIC CHARITY	GENERAL	650
MEMORIAL HOSPITAL 325 BELMONT STREET YORK,PA 17403	NONE	PUBLIC CHARITY	GENERAL	250
PREGNANCY & FAMILY RESOURCE 48 W PRINCESS STREET YORK,PA 17405	NONE	PUBLIC CHARITY	GENERAL	2,500
YORK JEWISH COMMUNITY CENTER 2000 HOLLYWOOD DRIVE YORK,PA 17403	NONE	PUBLIC CHARITY	GENERAL	2,500
PAN-MASSACHUSETTS CHALLENGE 77 4TH AVENUE NEEDHAM,MA 02494	NONE	PUBLIC CHARITY	GENERAL	250
SHILOH FAITH BASED ENPOWERMENT 740 LOCUST STREET PO BOX 286 YORK,PA 17405	NONE	PUBLIC CHARITY	GENERAL	250
HANOVER YMCA 500 N GEORGE STREET HANOVER,PA 17331	NONE	PUBLIC CHARITY	GENERAL	2,000
BALTIMORE CO AGRICULTURAL RESOURCE P O BOX 1542 COCKEYSVILLE,MD 21030	NONE	PUBLIC CHARITY	GENERAL	1,000
FAMILY CHILD RESOURCES INC 3995 EAST MARKET STREET YORK,PA 17402	NONE	PUBLIC CHARITY	GENERAL	250
ST JUDES CHILDRENS HOSPITAL 2802 RHODE ISLAND AVENUE WASHINGTON,DC 20018	NONE	PUBLIC CHARITY	GENERAL	200
PENN-MAR FOUNDATION 310 OLD FREELAND ROAD FREELAND,MD 21053	NONE	PUBLIC CHARITY	GENERAL	5,000
AMERICAN CANCER SOCIETY 924 N COLONIAL AVENUE YORK,PA 17403	NONE	PUBLIC CHARITY	GENERAL	1,360
YORK COUNTY RAIL TRAIL AUTHORITY P O BOX 335 SEVEN VALLEYS,PA 17380	NONE	PUBLIC CHARITY	GENERAL	350
THE MANOR CONSERVANCY INC P O BOX 408 MONKTON,MD 21111	NONE	PUBLIC CHARITY	GENERAL	500
HOUSE OF HOPE YORK COUNTY P O BOX 230 JACOBUS,PA 17407	NONE	PUBLIC CHARITY	GENERAL	400
Total  3a				949,085

Form 990PF Part XV Line 3 - Grants and Contributions Paid During the Year or Approved for Future Payment

Recipient	If recipient is an individual, show any relationship to any foundation manager or substantial contributor	Foundation status of recipient	Purpose of grant or contribution	Amount
Name and address (home or business)				
a Paid during the year				
YORK COUNTY FOOD BANK INC 254 EAST PRINCESS STREET YORK,PA 17401	NONE	PUBLIC CHARITY	GENERAL	100
YORK COUNTY HONORS CHOIR 14 WEST MARKET STREET YORK,PA 17401	NONE	PUBLIC CHARITY	GENERAL	250
YORK COUNTY HERITAGE TRUST 250 EAST MARKET STREET YORK,PA 17403	NONE	PUBLIC CHARITY	GENERAL	500
LAND CONSERVANCY OF ADAMS CO 670 OLD HARRISBURG ROAD GETTYSBURG,PA 17325	NONE	PUBLIC CHARITY	GENERAL	100
UPPER CHESAPEAKE HEALTH FDN 520 UPPER CHESAPEAKE DRIVE STE 405 BEL AIR,MD 21014	NONE	PUBLIC CHARITY	GENERAL	26,500
YORK COUNTY SPCA 3159 N SUSQUEHANNA TRL YORK,PA 174067922	NONE	PUBLIC CHARITY	GENERAL	9,000
LADEW TOPIARY GARDENS 3535 JARRETTSVILLE PIKE MONKTON,MD 21111	NONE	PUBLIC CHARITY	GENERAL	15,000
OLIVIA'S HOUSE 830 S GEORGE STREET YORK,PA 17403	NONE	PUBLIC CHARITY	GENERAL	500
YORK COUNTY 4-H ENDOWMENT 4813 SHAFFER ROAD SEVEN VALLEYS,PA 17360	NONE	PUBLIC CHARITY	GENERAL	2,000
GARDEN CLUB OF YORK 372 HOLYOKE DRIVE YORK,PA 17402	NONE	PUBLIC CHARITY	GENERAL	500
NATIONAL STEEPLECHASE FDN 400 FAIR HILL DRIVE ELKTON,MD 21921	NONE	PUBLIC CHARITY	GENERAL	400
RMHC OF CENTRAL PA 745 WEST GOVERNOR ROAD HERSHEY,PA 17033	NONE	PUBLIC CHARITY	GENERAL	100
FRIENDS OF THE VILLAGE LIBRARY 35-C NORTH MAIN STREET JACOBUS,PA 17407	NONE	PUBLIC CHARITY	GENERAL	125
ADAMS COUNTY HISTORICAL SOCIETY P O BOX 4325 GETTYSBURG,PA 17325	NONE	PUBLIC CHARITY	GENERAL	150
FARM & NATURAL LANDS TRUST 156 NORTH GEORGE STREET YORK,PA 17401	NONE	PUBLIC CHARITY	GENERAL	5,250
Total  3a				949,085

Form 990PF Part XV Line 3 - Grants and Contributions Paid During the Year or Approved for Future Payment

Recipient	If recipient is an individual, show any relationship to any foundation manager or substantial contributor	Foundation status of recipient	Purpose of grant or contribution	Amount
Name and address (home or business)				
a Paid during the year				
STRAND CAPITOL 50 NORTH GEORGE STREET YORK, PA 17401	NONE	PUBLIC CHARITY	GENERAL	100,000
PA PARTNERSHIPS FOR CHILDREN 116 PINE STREET SUITE 430 HARRISBURG, PA 17101	NONE	PUBLIC CHARITY	GENERAL	250
Total  3a				949,085

TY 2010 Investments Corporate Bonds Schedule

Name: THE KINSLEY FAMILY FOUNDATION

EIN: 23-2870170

Name of Bond	End of Year Book Value	End of Year Fair Market Value
CORPORATE BONDS		
FIXED INCOME MUTUAL FDS		
NUVEEN GLOBAL GVT ENHANCED		

**TY 2010 Investments Corporate
Stock Schedule****Name:** THE KINSLEY FAMILY FOUNDATION**EIN:** 23-2870170

Name of Stock	End of Year Book Value	End of Year Fair Market Value
COMMON STOCK	2,904,892	3,929,734
EQUITY MUTUAL FUNDS	2,231,314	2,459,073
REAL ESTATE LP	70,823	70,823
PREFERRED STOCK	6,836	6,772
FOREIGN STOCK	426,309	572,086

TY 2010 Legal Fees Schedule

Name: THE KINSLEY FAMILY FOUNDATION

EIN: 23-2870170

Category	Amount	Net Investment Income	Adjusted Net Income	Disbursements for Charitable Purposes
LEGAL EXPENSES	396			396

TY 2010 Other Assets Schedule

Name: THE KINSLEY FAMILY FOUNDATION

EIN: 23-2870170

Description	Beginning of Year - Book Value	End of Year - Book Value	End of Year - Fair Market Value
DIVIDENDS IN TRANSIT	3,996	2,516	2,516
MARKETING EXPENSE RECEIVABLE		0	0

TY 2010 Other Decreases Schedule

Name: THE KINSLEY FAMILY FOUNDATION

EIN: 23-2870170

Description	Amount
OTHER BK VALUE ADJ AND ROUNDING	21

TY 2010 Other Expenses Schedule

Name: THE KINSLEY FAMILY FOUNDATION

EIN: 23-2870170

Description	Revenue and Expenses per Books	Net Invest ment Income	Adjusted Net Income	Disbursement s for Charit able Purposes
OFFICE EXPENSE	17	0		17

TY 2010 Other Income Schedule

Name: THE KINSLEY FAMILY FOUNDATION

EIN: 23-2870170

Description	Revenue And Expenses Per Books	Net Invest ment Income	Adjusted Net Income
TISHMAN SPEYER	1,782	1,782	

TY 2010 Other Increases Schedule

Name: THE KINSLEY FAMILY FOUNDATION

EIN: 23-2870170

Description	Amount
GIFTS RETURNED	400

TY 2010 Other Professional Fees Schedule

Name: THE KINSLEY FAMILY FOUNDATION

EIN: 23-2870170

Category	Amount	Net Investment Income	Adjusted Net Income	Disbursements for Charitable Purposes
INVESTMENT FEES-PRIN	52,667	52,667		

TY 2010 Taxes Schedule**Name:** THE KINSLEY FAMILY FOUNDATION**EIN:** 23-2870170

Category	Amount	Net Investment Income	Adjusted Net Income	Disbursements for Charitable Purposes
FOREIGN TAXES	877	877		0
FOREIGN TAXES ON QUALIFIED FOR	2,297	2,297		0
FOREIGN TAXES ON NONQUALIFIED	458	458		0