



See a Social Security Number? Say Something!  
Report Privacy Problems to <https://public.resource.org/privacy>  
Or call the IRS Identity Theft Hotline at 1-800-908-4490



# Return of Private Foundation

## or Section 4947(a)(1) Nonexempt Charitable Trust

### Treated as a Private Foundation

OMB No 1545-0052

Department of the Treasury  
Internal Revenue Service

Note. The foundation may be able to use a copy of this return to satisfy state reporting requirements.

**2010**

For calendar year 2010, or tax year beginning , 2010, and ending , 20

**G** Check all that apply: ☐ Initial return ☐ Initial return of a former public charity ☐ Final return  
☐ Amended return ☐ Address change ☐ Name change

Name of foundation <b>Evergreen Development Foundation</b>		<b>A</b> Employer identification number <b>20-1812585</b>
Number and street (or P.O. box number if mail is not delivered to street address) <b>200 N. Maryland Avenue</b>	Room/suite <b>201</b>	<b>B</b> Telephone number (see page 10 of the instructions) <b>818-240-8727</b>
City or town, state, and ZIP code <b>Glendale, CA 91206</b>		<b>C</b> If exemption application is pending, check here <input type="checkbox"/>
<b>H</b> Check type of organization: <input checked="" type="checkbox"/> Section 501(c)(3) exempt private foundation <input type="checkbox"/> Section 4947(a)(1) nonexempt charitable trust <input type="checkbox"/> Other taxable private foundation		<b>D</b> 1. Foreign organizations, check here <input type="checkbox"/> 2. Foreign organizations meeting the 85% test, check here and attach computation <input type="checkbox"/>
<b>I</b> Fair market value of all assets at end of year (from Part II, col. (c), line 16) <b>\$ 338,597</b>	<b>J</b> Accounting method: <input type="checkbox"/> Cash <input type="checkbox"/> Accrual <input checked="" type="checkbox"/> Other (specify) <b>Modified Cash</b>	<b>E</b> If private foundation status was terminated under section 507(b)(1)(A), check here <input type="checkbox"/>
(Part I, column (d) must be on cash basis.)		<b>F</b> If the foundation is in a 60-month termination under section 507(b)(1)(B), check here <input type="checkbox"/>

<b>Part I Analysis of Revenue and Expenses</b> (The total of amounts in columns (b), (c), and (d) may not necessarily equal the amounts in column (a) (see page 11 of the instructions))		(a) Revenue and expenses per books	(b) Net investment income	(c) Adjusted net income	(d) Disbursements for charitable purposes (cash basis only)
<b>Revenue</b>	<b>1</b> Contributions, gifts, grants, etc., received (attach schedule)	<b>25,750</b>			
	<b>2</b> Check <input checked="" type="checkbox"/> if the foundation is not required to attach Sch. B				
	<b>3</b> Interest on savings and temporary cash investments				
	<b>4</b> Dividends and interest from securities	<b>10,369</b>	<b>10,369</b>		
	<b>5a</b> Gross rents				
	<b>b</b> Net rental income or (loss)				
	<b>6a</b> Net gain or (loss) from sale of assets not on line 10	<b>20,578</b>			
	<b>b</b> Gross sales price for all assets on line 6a <b>448,806</b>				
	<b>7</b> Capital gain net income (from Part IV, line 2)		<b>20,578</b>		
	<b>8</b> Net short-term capital gain				
	<b>9</b> Income modifications				
	<b>10a</b> Gross sales less returns and allowances				
<b>b</b> Less: Cost of goods sold					
<b>c</b> Gross profit or (loss) (attach schedule)					
<b>11</b> Other income (attach schedule)					
<b>12</b> Total. Add lines 1 through 11	<b>56,697</b>	<b>30,947</b>	<b>N/A</b>		
<b>Operating and Administrative Expenses</b>	<b>13</b> Compensation of officers, directors, trustees, etc.				
	<b>14</b> Other employee salaries and wages				
	<b>15</b> Pension plans, employee benefits				
	<b>16a</b> Legal fees (attach schedule)				
	<b>b</b> Accounting fees (attach schedule)				
	<b>c</b> Other professional fees (attach schedule)	<b>1,470</b>	<b>1,470</b>		
	<b>17</b> Interest				
	<b>18</b> Taxes (attach schedule) (see page 14 of the instructions)	<b>132</b>	<b>66</b>		
	<b>19</b> Depreciation (attach schedule) and depletion				
	<b>20</b> Occupancy				
	<b>21</b> Travel, conferences, and meetings				
	<b>22</b> Printing and publication				
	<b>23</b> Other expenses (attach schedule)	<b>352</b>	<b>352</b>		
	<b>24</b> Total operating and administrative expenses. Add lines 13 through 23	<b>1,954</b>	<b>1,888</b>		<b>0</b>
	<b>25</b> Contributions, gifts, grants paid	<b>11,417</b>			<b>11,417</b>
<b>26</b> Total expenses and disbursements. Add lines 24 and 25	<b>13,371</b>	<b>29,059</b>	<b>N/A</b>	<b>11,417</b>	
<b>27</b> Subtract line 26 from line 12:					
<b>a</b> Excess of revenue over expenses and disbursements	<b>43,326</b>				
<b>b</b> Net investment income (if negative, enter -0-)		<b>29,059</b>			
<b>c</b> Adjusted net income (if negative, enter -0-)			<b>N/A</b>		

For Paperwork Reduction Act Notice, see page 30 of the instructions.

Cat No 11289X

Form **990-PF** (2010)

5

<b>Part II Balance Sheets</b>		Attached schedules and amounts in the description column should be for end-of-year amounts only. (See instructions.)		Beginning of year	End of year	
		(a) Book Value	(b) Book Value	(c) Fair Market Value		
<b>Assets</b>	<b>1</b> Cash—non-interest-bearing . . . . .					
	<b>2</b> Savings and temporary cash investments . . . . .	10,605	30,535	30,535		
	<b>3</b> Accounts receivable ▶ . . . . .					
	Less: allowance for doubtful accounts ▶ . . . . .					
	<b>4</b> Pledges receivable ▶ . . . . .					
	Less: allowance for doubtful accounts ▶ . . . . .					
	<b>5</b> Grants receivable . . . . .					
	<b>6</b> Receivables due from officers, directors, trustees, and other disqualified persons (attach schedule) (see page 15 of the instructions) . . . . .					
	<b>7</b> Other notes and loans receivable (attach schedule) ▶ . . . . .					
	Less: allowance for doubtful accounts ▶ . . . . .					
	<b>8</b> Inventories for sale or use . . . . .					
	<b>9</b> Prepaid expenses and deferred charges . . . . .					
	<b>10a</b> Investments—U.S. and state government obligations (attach schedule)					
	<b>b</b> Investments—corporate stock (attach schedule) . . . . .	288,142	308,062	308,062		
	<b>c</b> Investments—corporate bonds (attach schedule) . . . . .					
	<b>11</b> Investments—land, buildings, and equipment: basis ▶ . . . . .					
Less: accumulated depreciation (attach schedule) ▶ . . . . .						
<b>12</b> Investments—mortgage loans . . . . .						
<b>13</b> Investments—other (attach schedule) . . . . .						
<b>14</b> Land, buildings, and equipment: basis ▶ . . . . .						
Less: accumulated depreciation (attach schedule) ▶ . . . . .						
<b>15</b> Other assets (describe ▶ . . . . . )						
<b>16</b> <b>Total assets</b> (to be completed by all filers—see the instructions. Also, see page 1, item I) . . . . .	298,747	338,597	338,897			
<b>Liabilities</b>	<b>17</b> Accounts payable and accrued expenses . . . . .					
	<b>18</b> Grants payable . . . . .					
	<b>19</b> Deferred revenue . . . . .					
	<b>20</b> Loans from officers, directors, trustees, and other disqualified persons					
	<b>21</b> Mortgages and other notes payable (attach schedule) . . . . .					
	<b>22</b> Other liabilities (describe ▶ . . . . . )					
<b>23</b> <b>Total liabilities</b> (add lines 17 through 22) . . . . .						
<b>Net Assets or Fund Balances</b>	<b>Foundations that follow SFAS 117, check here</b> . . . ▶ <input type="checkbox"/> <b>and complete lines 24 through 26 and lines 30 and 31.</b>					
	<b>24</b> Unrestricted . . . . .	298,747	338,597			
	<b>25</b> Temporarily restricted . . . . .					
	<b>26</b> Permanently restricted . . . . .					
	<b>Foundations that do not follow SFAS 117, check here</b> ▶ <input type="checkbox"/> <b>and complete lines 27 through 31.</b>					
	<b>27</b> Capital stock, trust principal, or current funds . . . . .					
	<b>28</b> Paid-in or capital surplus, or land, bldg., and equipment fund					
	<b>29</b> Retained earnings, accumulated income, endowment, or other funds					
<b>30</b> <b>Total net assets or fund balances</b> (see page 17 of the instructions) . . . . .	298,747	338,597				
<b>31</b> <b>Total liabilities and net assets/fund balances</b> (see page 17 of the instructions) . . . . .	298,747	338,597				

<b>Part III Analysis of Changes in Net Assets or Fund Balances</b>		
<b>1</b> Total net assets or fund balances at beginning of year—Part II, column (a), line 30 (must agree with end-of-year figure reported on prior year's return) . . . . .		<b>1</b> 298,747
<b>2</b> Enter amount from Part I, line 27a . . . . .		<b>2</b> 43,326
<b>3</b> Other increases not included in line 2 (itemize) ▶ . . . . .		<b>3</b>
<b>4</b> Add lines 1, 2, and 3 . . . . .		<b>4</b> 342,073
<b>5</b> Decreases not included in line 2 (itemize) ▶ Unrealized losses . . . . .		<b>5</b> 3,476
<b>6</b> Total net assets or fund balances at end of year (line 4 minus line 5)—Part II, column (b), line 30 . . . . .		<b>6</b> 338,597

**Part IV Capital Gains and Losses for Tax on Investment Income**

(a) List and describe the kind(s) of property sold (e.g., real estate, 2-story brick warehouse, or common stock, 200 shs MLC Co.)		(b) How acquired P—Purchase D—Donation	(c) Date acquired (mo., day, yr.)	(d) Date sold (mo., day, yr.)
<b>1a</b>	UBS Financial Services-Nominee Schedule Attached	P	Various	Various
<b>b</b>	UBS Financial Services-Nominee Schedule Attached	P	Various	Various
<b>c</b>				
<b>d</b>				
<b>e</b>				

(e) Gross sales price	(f) Depreciation allowed (or allowable)	(g) Cost or other basis plus expense of sale	(h) Gain or (loss) (e) plus (f) minus (g)
<b>a</b> 283,729		269,528	14,201
<b>b</b> 165,077		158,700	6,377
<b>c</b>			
<b>d</b>			
<b>e</b>			

Complete only for assets showing gain in column (h) and owned by the foundation on 12/31/69

(i) F.M.V. as of 12/31/69	(j) Adjusted basis as of 12/31/69	(k) Excess of col. (i) over col. (j), if any	(l) Gains (Col. (h) gain minus col. (k), but not less than -0-) or Losses (from col. (h))
<b>a</b>			
<b>b</b>			
<b>c</b>			
<b>d</b>			
<b>e</b>			

<b>2</b> Capital gain net income or (net capital loss) { If gain, also enter in Part I, line 7 If (loss), enter -0- in Part I, line 7 }	<b>2</b>	20,578
<b>3</b> Net short-term capital gain or (loss) as defined in sections 1222(5) and (6): If gain, also enter in Part I, line 8, column (c) (see pages 13 and 17 of the instructions). If (loss), enter -0- in Part I, line 8	<b>3</b>	N/A

**Part V Qualification Under Section 4940(e) for Reduced Tax on Net Investment Income**

(For optional use by domestic private foundations subject to the section 4940(a) tax on net investment income.)

If section 4940(d)(2) applies, leave this part blank.

Was the foundation liable for the section 4942 tax on the distributable amount of any year in the base period? ☐ Yes ☐ No  
 If "Yes," the foundation does not qualify under section 4940(e). Do not complete this part.

**1** Enter the appropriate amount in each column for each year; see page 18 of the instructions before making any entries.

(a) Base period years Calendar year (or tax year beginning in)	(b) Adjusted qualifying distributions	(c) Net value of noncharitable-use assets	(d) Distribution ratio (col. (b) divided by col. (c))
2009	15,680	267,485	.058620
2008	18,321	319,917	.057268
2007	27,209	322,899	.084265
2006	17,156	303,206	.056582
2005	4,204	298,961	.014062

<b>2</b> Total of line 1, column (d)	<b>2</b>	.270797
<b>3</b> Average distribution ratio for the 5-year base period—divide the total on line 2 by 5, or by the number of years the foundation has been in existence if less than 5 years	<b>3</b>	.054159
<b>4</b> Enter the net value of noncharitable-use assets for 2010 from Part X, line 5	<b>4</b>	302,859
<b>5</b> Multiply line 4 by line 3	<b>5</b>	16,403
<b>6</b> Enter 1% of net investment income (1% of Part I, line 27b)	<b>6</b>	291
<b>7</b> Add lines 5 and 6	<b>7</b>	16,694
<b>8</b> Enter qualifying distributions from Part XII, line 4 If line 8 is equal to or greater than line 7, check the box in Part VI, line 1b, and complete that part using a 1% tax rate. See the Part VI instructions on page 18.	<b>8</b>	11,417

**Part VI Excise Tax Based on Investment Income (Section 4940(a), 4940(b), 4940(e), or 4948—see page 18 of the instructions)**

<b>1a</b>	Exempt operating foundations described in section 4940(d)(2), check here <input type="checkbox"/> and enter "N/A" on line 1. Date of ruling or determination letter: _____ (attach copy of letter if necessary—see instructions)			
<b>b</b>	Domestic foundations that meet the section 4940(e) requirements in Part V, check here <input type="checkbox"/> and enter 1% of Part I, line 27b			
<b>c</b>	All other domestic foundations enter 2% of line 27b. Exempt foreign organizations enter 4% of Part I, line 12, col. (b).			
<b>2</b>	Tax under section 511 (domestic section 4947(a)(1) trusts and taxable foundations only. Others enter -0-)		581	
<b>3</b>	Add lines 1 and 2		581	
<b>4</b>	Subtitle A (income) tax (domestic section 4947(a)(1) trusts and taxable foundations only. Others enter -0-)			
<b>5</b>	<b>Tax based on investment income.</b> Subtract line 4 from line 3. If zero or less, enter -0-		581	
<b>6</b>	<b>Credits/Payments:</b>			
<b>a</b>	2010 estimated tax payments and 2009 overpayment credited to 2010	<b>6a</b>		
<b>b</b>	Exempt foreign organizations—tax withheld at source	<b>6b</b>		
<b>c</b>	Tax paid with application for extension of time to file (Form 8868)	<b>6c</b>		
<b>d</b>	Backup withholding erroneously withheld	<b>6d</b>		
<b>7</b>	Total credits and payments. Add lines 6a through 6d	<b>7</b>		
<b>8</b>	Enter any <b>penalty</b> for underpayment of estimated tax. Check here <input type="checkbox"/> if Form 2220 is attached	<b>8</b>		
<b>9</b>	<b>Tax due.</b> If the total of lines 5 and 8 is more than line 7, enter <b>amount owed</b>	<b>9</b>	581	
<b>10</b>	<b>Overpayment.</b> If line 7 is more than the total of lines 5 and 8, enter the <b>amount overpaid</b>	<b>10</b>		
<b>11</b>	Enter the amount of line 10 to be: <b>Credited to 2011 estimated tax</b> <b>Refunded</b>	<b>11</b>		

**Part VII-A Statements Regarding Activities**

	Yes	No
<b>1a</b> During the tax year, did the foundation attempt to influence any national, state, or local legislation or did it participate or intervene in any political campaign?		✓
<b>b</b> Did it spend more than \$100 during the year (either directly or indirectly) for political purposes (see page 19 of the instructions for definition)? <i>If the answer is "Yes" to 1a or 1b, attach a detailed description of the activities and copies of any materials published or distributed by the foundation in connection with the activities.</i>		✓
<b>c</b> Did the foundation file <b>Form 1120-POL</b> for this year?		✓
<b>d</b> Enter the amount (if any) of tax on political expenditures (section 4955) imposed during the year: (1) On the foundation. ▶ \$ _____ (2) On foundation managers. ▶ \$ _____		
<b>e</b> Enter the reimbursement (if any) paid by the foundation during the year for political expenditure tax imposed on foundation managers. ▶ \$ _____		
<b>2</b> Has the foundation engaged in any activities that have not previously been reported to the IRS? <i>If "Yes," attach a detailed description of the activities.</i>		✓
<b>3</b> Has the foundation made any changes, not previously reported to the IRS, in its governing instrument, articles of incorporation, or bylaws, or other similar instruments? <i>If "Yes," attach a conformed copy of the changes.</i>		✓
<b>4a</b> Did the foundation have unrelated business gross income of \$1,000 or more during the year?		✓
<b>b</b> If "Yes," has it filed a tax return on <b>Form 990-T</b> for this year?		N/A
<b>5</b> Was there a liquidation, termination, dissolution, or substantial contraction during the year? <i>If "Yes," attach the statement required by General Instruction T.</i>		✓
<b>6</b> Are the requirements of section 508(e) (relating to sections 4941 through 4945) satisfied either: • By language in the governing instrument, or • By state legislation that effectively amends the governing instrument so that no mandatory directions that conflict with the state law remain in the governing instrument?		✓
<b>7</b> Did the foundation have at least \$5,000 in assets at any time during the year? <i>If "Yes," complete Part II, col. (c), and Part XV</i>	✓	
<b>8a</b> Enter the states to which the foundation reports or with which it is registered (see page 19 of the instructions) ▶ _____		
<b>b</b> If the answer is "Yes" to line 7, has the foundation furnished a copy of Form 990-PF to the Attorney General (or designate) of each state as required by <i>General Instruction G</i> ? <i>If "No," attach explanation</i>	✓	
<b>9</b> Is the foundation claiming status as a private operating foundation within the meaning of section 4942(j)(3) or 4942(j)(5) for calendar year 2010 or the taxable year beginning in 2010 (see instructions for Part XIV on page 27)? <i>If "Yes," complete Part XIV</i>		✓
<b>10</b> Did any persons become substantial contributors during the tax year? <i>If "Yes," attach a schedule listing their names and addresses</i>		✓

**Part VII-A Statements Regarding Activities (continued)**

11	At any time during the year, did the foundation, directly or indirectly, own a controlled entity within the meaning of section 512(b)(13)? If "Yes," attach schedule (see page 20 of the instructions)	11		✓
12	Did the foundation acquire a direct or indirect interest in any applicable insurance contract before August 17, 2008?	12		✓
13	Did the foundation comply with the public inspection requirements for its annual returns and exemption application? Website address ► <u>N/A</u>	13	✓	
14	The books are in care of ► <u>Laurie Skipper</u> Telephone no. ► <u>818-240-8727</u> Located at ► <u>200 N. Maryland Ave. #201, Glendale, CA</u> ZIP+4 ► <u>91206</u>			
15	Section 4947(a)(1) nonexempt charitable trusts filing Form 990-PF in lieu of Form 1041—Check here. . . . . and enter the amount of tax-exempt interest received or accrued during the year . . . . . ► <u>15</u>			
16	At any time during calendar year 2010, did the foundation have an interest in or a signature or other authority over a bank, securities, or other financial account in a foreign country? . . . . . See page 20 of the instructions for exceptions and filing requirements for Form TD F 90-22.1. If "Yes," enter the name of the foreign country ►	16	Yes	No ✓

**Part VII-B Statements Regarding Activities for Which Form 4720 May Be Required**

File Form 4720 if any item is checked in the "Yes" column, unless an exception applies.

		Yes	No
1a	During the year did the foundation (either directly or indirectly):		
(1)	Engage in the sale or exchange, or leasing of property with a disqualified person? . . . . . <input type="checkbox"/> Yes <input checked="" type="checkbox"/> No		
(2)	Borrow money from, lend money to, or otherwise extend credit to (or accept it from) a disqualified person? . . . . . <input type="checkbox"/> Yes <input checked="" type="checkbox"/> No		
(3)	Furnish goods, services, or facilities to (or accept them from) a disqualified person? . . . . . <input type="checkbox"/> Yes <input checked="" type="checkbox"/> No		
(4)	Pay compensation to, or pay or reimburse the expenses of, a disqualified person? . . . . . <input type="checkbox"/> Yes <input checked="" type="checkbox"/> No		
(5)	Transfer any income or assets to a disqualified person (or make any of either available for the benefit or use of a disqualified person)? . . . . . <input type="checkbox"/> Yes <input checked="" type="checkbox"/> No		
(6)	Agree to pay money or property to a government official? (Exception. Check "No" if the foundation agreed to make a grant to or to employ the official for a period after termination of government service, if terminating within 90 days.) . . . . . <input type="checkbox"/> Yes <input checked="" type="checkbox"/> No		
b	If any answer is "Yes" to 1a(1)–(6), did any of the acts fail to qualify under the exceptions described in Regulations section 53.4941(d)-3 or in a current notice regarding disaster assistance (see page 22 of the instructions)? . . . . . Organizations relying on a current notice regarding disaster assistance check here . . . . . ► <input type="checkbox"/>	1b	N/A
c	Did the foundation engage in a prior year in any of the acts described in 1a, other than excepted acts, that were not corrected before the first day of the tax year beginning in 2010? . . . . .	1c	✓
2	Taxes on failure to distribute income (section 4942) (does not apply for years the foundation was a private operating foundation defined in section 4942(j)(3) or 4942(j)(5)):		
a	At the end of tax year 2010, did the foundation have any undistributed income (lines 6d and 6e, Part XIII) for tax year(s) beginning before 2010? . . . . . <input type="checkbox"/> Yes <input type="checkbox"/> No If "Yes," list the years ► 20____, 20____, 20____, 20____		
b	Are there any years listed in 2a for which the foundation is <b>not</b> applying the provisions of section 4942(a)(2) (relating to incorrect valuation of assets) to the year's undistributed income? (If applying section 4942(a)(2) to all years listed, answer "No" and attach statement—see page 22 of the instructions.) . . . . .	2b	N/A
c	If the provisions of section 4942(a)(2) are being applied to any of the years listed in 2a, list the years here. ► 20____, 20____, 20____, 20____		
3a	Did the foundation hold more than a 2% direct or indirect interest in any business enterprise at any time during the year? . . . . . <input type="checkbox"/> Yes <input checked="" type="checkbox"/> No		
b	If "Yes," did it have excess business holdings in 2010 as a result of (1) any purchase by the foundation or disqualified persons after May 26, 1969; (2) the lapse of the 5-year period (or longer period approved by the Commissioner under section 4943(c)(7)) to dispose of holdings acquired by gift or bequest; or (3) the lapse of the 10-, 15-, or 20-year first phase holding period? (Use Schedule C, Form 4720, to determine if the foundation had excess business holdings in 2010.) . . . . .	3b	N/A
4a	Did the foundation invest during the year any amount in a manner that would jeopardize its charitable purposes?	4a	✓
b	Did the foundation make any investment in a prior year (but after December 31, 1969) that could jeopardize its charitable purpose that had not been removed from jeopardy before the first day of the tax year beginning in 2010?	4b	✓

**Part VII-B Statements Regarding Activities for Which Form 4720 May Be Required (continued)****5a** During the year did the foundation pay or incur any amount to:

- (1) Carry on propaganda, or otherwise attempt to influence legislation (section 4945(e))? ☐ Yes ☒ No
- (2) Influence the outcome of any specific public election (see section 4955); or to carry on, directly or indirectly, any voter registration drive? ☐ Yes ☒ No
- (3) Provide a grant to an individual for travel, study, or other similar purposes? ☐ Yes ☒ No
- (4) Provide a grant to an organization other than a charitable, etc., organization described in section 509(a)(1), (2), or (3), or section 4940(d)(2)? (see page 22 of the instructions) ☐ Yes ☒ No
- (5) Provide for any purpose other than religious, charitable, scientific, literary, or educational purposes, or for the prevention of cruelty to children or animals? ☐ Yes ☒ No

**b** If any answer is "Yes" to 5a(1)–(5), did **any** of the transactions fail to qualify under the exceptions described in Regulations section 53.4945 or in a current notice regarding disaster assistance (see page 22 of the instructions)?Organizations relying on a current notice regarding disaster assistance check here ☐**c** If the answer is "Yes" to question 5a(4), does the foundation claim exemption from the tax because it maintained expenditure responsibility for the grant? ☐ Yes ☐ No

If "Yes," attach the statement required by Regulations section 53.4945–5(d).

**6a** Did the foundation, during the year, receive any funds, directly or indirectly, to pay premiums on a personal benefit contract? ☐ Yes ☒ No**b** Did the foundation, during the year, pay premiums, directly or indirectly, on a personal benefit contract? ☐ Yes ☒ No

If "Yes" to 6b, file Form 8870.

**7a** At any time during the tax year, was the foundation a party to a prohibited tax shelter transaction? ☐ Yes ☒ No**b** If "Yes," did the foundation receive any proceeds or have any net income attributable to the transaction? ☐ Yes ☒ No**Part VIII Information About Officers, Directors, Trustees, Foundation Managers, Highly Paid Employees, and Contractors****1** List all officers, directors, trustees, foundation managers and their compensation (see page 22 of the instructions).

(a) Name and address	(b) Title, and average hours per week devoted to position	(c) Compensation (If not paid, enter -0-)	(d) Contributions to employee benefit plans and deferred compensation	(e) Expense account, other allowances
Andrew Skipper 200 N. Maryland Ave. #201, Glendale, CA 91206	President	0	0	0
Bruce Pomeroy 200 N. Maryland Ave. #201, Glendale, CA 91206	Secretary	0	0	0

**2** Compensation of five highest-paid employees (other than those included on line 1—see page 23 of the instructions). If none, enter "NONE."

(a) Name and address of each employee paid more than \$50,000	(b) Title, and average hours per week devoted to position	(c) Compensation	(d) Contributions to employee benefit plans and deferred compensation	(e) Expense account, other allowances
NONE				

**Total** number of other employees paid over \$50,000 ☐ 0

**Part VIII Information About Officers, Directors, Trustees, Foundation Managers, Highly Paid Employees, and Contractors (continued)**

**3 Five highest-paid independent contractors for professional services (see page 23 of the instructions). If none, enter "NONE."**

(a) Name and address of each person paid more than \$50,000	(b) Type of service	(c) Compensation
NONE		
Total number of others receiving over \$50,000 for professional services		0

## Part IX-A Summary of Direct Charitable Activities

List the foundation's four largest direct charitable activities during the tax year. Include relevant statistical information such as the number of organizations and other beneficiaries served, conferences convened, research papers produced, etc.

List the foundation's four largest direct charitable activities during the tax year. Include relevant statistical information such as the number of organizations and other beneficiaries served, conferences convened, research papers produced, etc.		Expenses
1	N/A	
2		—
3		
4		

**Part IX-B Summary of Program-Related Investments** (see page 24 of the instructions)

Describe the two largest program-related investments made by the foundation during the tax year on lines 1 and 2

Describe the two largest program-related investments made by the foundation during the tax year on lines 1 and 2		Amount
1	N/A	
2		
All other program-related investments. See page 24 of the instructions		
3		
<b>Total.</b> Add lines 1 through 3		



**Part X Minimum Investment Return** (All domestic foundations must complete this part. Foreign foundations, see page 24 of the instructions.)

<b>1</b>	Fair market value of assets not used (or held for use) directly in carrying out charitable, etc., purposes:		
<b>a</b>	Average monthly fair market value of securities . . . . .	<b>1a</b>	291,755
<b>b</b>	Average of monthly cash balances . . . . .	<b>1b</b>	15,716
<b>c</b>	Fair market value of all other assets (see page 25 of the instructions) . . . . .	<b>1c</b>	
<b>d</b>	<b>Total</b> (add lines 1a, b, and c) . . . . .	<b>1d</b>	307,471
<b>e</b>	Reduction claimed for blockage or other factors reported on lines 1a and 1c (attach detailed explanation) . . . . .	<b>1e</b>	
<b>2</b>	Acquisition indebtedness applicable to line 1 assets . . . . .	<b>2</b>	
<b>3</b>	Subtract line 2 from line 1d . . . . .	<b>3</b>	307,471
<b>4</b>	Cash deemed held for charitable activities. Enter 1 1/2 % of line 3 (for greater amount, see page 25 of the instructions) . . . . .	<b>4</b>	4,612
<b>5</b>	<b>Net value of noncharitable-use assets.</b> Subtract line 4 from line 3. Enter here and on Part V, line 4	<b>5</b>	302,859
<b>6</b>	<b>Minimum investment return.</b> Enter 5% of line 5 . . . . .	<b>6</b>	15,143

**Part XI Distributable Amount** (see page 25 of the instructions) (Section 4942(j)(3) and (j)(5) private operating foundations and certain foreign organizations check here ☐ and do not complete this part.)

<b>1</b>	Minimum investment return from Part X, line 6 . . . . .	<b>1</b>	15,143
<b>2a</b>	Tax on investment income for 2010 from Part VI, line 5 . . . . .	<b>2a</b>	581
<b>b</b>	Income tax for 2010. (This does not include the tax from Part VI.) . . . . .	<b>2b</b>	
<b>c</b>	Add lines 2a and 2b . . . . .	<b>2c</b>	581
<b>3</b>	Distributable amount before adjustments. Subtract line 2c from line 1 . . . . .	<b>3</b>	14,562
<b>4</b>	Recoveries of amounts treated as qualifying distributions . . . . .	<b>4</b>	
<b>5</b>	Add lines 3 and 4 . . . . .	<b>5</b>	
<b>6</b>	Deduction from distributable amount (see page 25 of the instructions) . . . . .	<b>6</b>	
<b>7</b>	<b>Distributable amount</b> as adjusted. Subtract line 6 from line 5. Enter here and on Part XIII, line 1 . . . . .	<b>7</b>	14,562

**Part XII Qualifying Distributions** (see page 25 of the instructions)

<b>1</b>	Amounts paid (including administrative expenses) to accomplish charitable, etc., purposes:		
<b>a</b>	Expenses, contributions, gifts, etc.—total from Part I, column (d), line 26 . . . . .	<b>1a</b>	11,417
<b>b</b>	Program-related investments—total from Part IX-B . . . . .	<b>1b</b>	
<b>2</b>	Amounts paid to acquire assets used (or held for use) directly in carrying out charitable, etc., purposes . . . . .	<b>2</b>	
<b>3</b>	Amounts set aside for specific charitable projects that satisfy the:		
<b>a</b>	Suitability test (prior IRS approval required) . . . . .	<b>3a</b>	
<b>b</b>	Cash distribution test (attach the required schedule) . . . . .	<b>3b</b>	
<b>4</b>	<b>Qualifying distributions.</b> Add lines 1a through 3b. Enter here and on Part V, line 8, and Part XIII, line 4	<b>4</b>	11,417
<b>5</b>	Foundations that qualify under section 4940(e) for the reduced rate of tax on net investment income. Enter 1% of Part I, line 27b (see page 26 of the instructions) . . . . .	<b>5</b>	
<b>6</b>	<b>Adjusted qualifying distributions.</b> Subtract line 5 from line 4 . . . . .	<b>6</b>	11,417

**Note.** The amount on line 6 will be used in Part V, column (b), in subsequent years when calculating whether the foundation qualifies for the section 4940(e) reduction of tax in those years.

**Part XIII Undistributed Income** (see page 26 of the instructions)

	(a) Corpus	(b) Years prior to 2009	(c) 2009	(d) 2010
<b>1</b> Distributable amount for 2010 from Part XI, line 7 . . . . .				<b>14,562</b>
<b>2</b> Undistributed income, if any, as of the end of 2010:				
<b>a</b> Enter amount for 2009 only . . . . .			<b>0</b>	
<b>b</b> Total for prior years: 20____, 20____, 20____		<b>0</b>		
<b>3</b> Excess distributions carryover, if any, to 2010:				
<b>a</b> From 2005 . . . . .				
<b>b</b> From 2006 . . . . .				
<b>c</b> From 2007 . . . . .			<b>2,328</b>	
<b>d</b> From 2008 . . . . .			<b>2,361</b>	
<b>e</b> From 2009 . . . . .			<b>2,438</b>	
<b>f</b> <b>Total</b> of lines 3a through e . . . . .	<b>7,127</b>			
<b>4</b> Qualifying distributions for 2010 from Part XII, line 4: ► \$ <b>11,417</b>				
<b>a</b> Applied to 2009, but not more than line 2a . . . . .			<b>0</b>	
<b>b</b> Applied to undistributed income of prior years (Election required—see page 26 of the instructions)		<b>0</b>		
<b>c</b> Treated as distributions out of corpus (Election required—see page 26 of the instructions) . . . . .	<b>0</b>			
<b>d</b> Applied to 2010 distributable amount . . . . .				<b>11,417</b>
<b>e</b> Remaining amount distributed out of corpus . . . . .	<b>0</b>			
<b>5</b> Excess distributions carryover applied to 2010 (If an amount appears in column (d), the same amount must be shown in column (a).)	<b>3,145</b>			<b>3,145</b>
<b>6</b> Enter the net total of each column as indicated below:				
<b>a</b> Corpus. Add lines 3f, 4c, and 4e. Subtract line 5 . . . . .	<b>3,982</b>			
<b>b</b> Prior years' undistributed income. Subtract line 4b from line 2b . . . . .		<b>0</b>		
<b>c</b> Enter the amount of prior years' undistributed income for which a notice of deficiency has been issued, or on which the section 4942(a) tax has been previously assessed . . . . .		<b>0</b>		
<b>d</b> Subtract line 6c from line 6b. Taxable amount—see page 27 of the instructions . . . . .		<b>0</b>		
<b>e</b> Undistributed income for 2009. Subtract line 4a from line 2a. Taxable amount—see page 27 of the instructions . . . . .			<b>0</b>	
<b>f</b> Undistributed income for 2010. Subtract lines 4d and 5 from line 1. This amount must be distributed in 2011 . . . . .				<b>0</b>
<b>7</b> Amounts treated as distributions out of corpus to satisfy requirements imposed by section 170(b)(1)(F) or 4942(g)(3) (see page 27 of the instructions) . . . . .	<b>0</b>			
<b>8</b> Excess distributions carryover from 2005 not applied on line 5 or line 7 (see page 27 of the instructions) . . . . .	<b>0</b>			
<b>9</b> <b>Excess distributions carryover to 2011.</b> Subtract lines 7 and 8 from line 6a . . . . .	<b>3,982</b>			
<b>10</b> Analysis of line 9:				
<b>a</b> Excess from 2006 . . . . .				
<b>b</b> Excess from 2007 . . . . .				
<b>c</b> Excess from 2008 . . . . .			<b>1,544</b>	
<b>d</b> Excess from 2009 . . . . .			<b>2,438</b>	
<b>e</b> Excess from 2010 . . . . .	<b>0</b>			

**Part XIV Private Operating Foundations** (see page 27 of the instructions and Part VII-A, question 9)

**1a** If the foundation has received a ruling or determination letter that it is a private operating foundation, and the ruling is effective for 2010, enter the date of the ruling . . . . . **N/A**

**b** Check box to indicate whether the foundation is a private operating foundation described in section ☐ 4942(j)(3) or ☐ 4942(j)(5)

	Tax year	Prior 3 years			(e) Total
	(a) 2010	(b) 2009	(c) 2008	(d) 2007	
<b>2a</b> Enter the lesser of the adjusted net income from Part I or the minimum investment return from Part X for each year listed . . . . .					
<b>b</b> 85% of line 2a . . . . .					
<b>c</b> Qualifying distributions from Part XII, line 4 for each year listed . . . . .					
<b>d</b> Amounts included in line 2c not used directly for active conduct of exempt activities . . . . .					
<b>e</b> Qualifying distributions made directly for active conduct of exempt activities. Subtract line 2d from line 2c . . . . .					
<b>3</b> Complete 3a, b, or c for the alternative test relied upon:					
<b>a</b> "Assets" alternative test—enter:					
<b>(1)</b> Value of all assets . . . . .					
<b>(2)</b> Value of assets qualifying under section 4942(j)(3)(B)(i) . . . . .					
<b>b</b> "Endowment" alternative test—enter $\frac{2}{3}$ of minimum investment return shown in Part X, line 6 for each year listed . . . . .					
<b>c</b> "Support" alternative test—enter:					
<b>(1)</b> Total support other than gross investment income (interest, dividends, rents, payments on securities loans (section 512(a)(5)), or royalties) . . . . .					
<b>(2)</b> Support from general public and 5 or more exempt organizations as provided in section 4942(j)(3)(B)(iii) . . . . .					
<b>(3)</b> Largest amount of support from an exempt organization . . . . .					
<b>(4)</b> Gross investment income . . . . .					

**Part XV Supplementary Information** (Complete this part only if the foundation had \$5,000 or more in assets at any time during the year—see page 28 of the instructions.)

- 1 Information Regarding Foundation Managers:**
- a** List any managers of the foundation who have contributed more than 2% of the total contributions received by the foundation before the close of any tax year (but only if they have contributed more than \$5,000). (See section 507(d)(2).)
- NONE**
- b** List any managers of the foundation who own 10% or more of the stock of a corporation (or an equally large portion of the ownership of a partnership or other entity) of which the foundation has a 10% or greater interest.
- NONE**
- 2 Information Regarding Contribution, Grant, Gift, Loan, Scholarship, etc., Programs:**
- Check here ☒ if the foundation only makes contributions to preselected charitable organizations and does not accept unsolicited requests for funds. If the foundation makes gifts, grants, etc. (see page 28 of the instructions) to individuals or organizations under other conditions, complete items 2a, b, c, and d.
- a** The name, address, and telephone number of the person to whom applications should be addressed:
- b** The form in which applications should be submitted and information and materials they should include:
- c** Any submission deadlines:
- d** Any restrictions or limitations on awards, such as by geographical areas, charitable fields, kinds of institutions, or other factors:



**Part XVI-A Analysis of Income-Producing Activities**

Enter gross amounts unless otherwise indicated.

Enter gross amounts unless otherwise indicated.		Unrelated business income		Excluded by section 512, 513, or 514		(e) Related or exempt function income (See page 28 of the instructions.)
		(a) Business code	(b) Amount	(c) Exclusion code	(d) Amount	
1	Program service revenue:					
a						
b						
c						
d						
e						
f						
g	Fees and contracts from government agencies					
2	Membership dues and assessments . . . . .					
3	Interest on savings and temporary cash investments					
4	Dividends and interest from securities . . . . .			514	10,369	
5	Net rental income or (loss) from real estate:					
a	Debt-financed property . . . . .					
b	Not debt-financed property . . . . .					
6	Net rental income or (loss) from personal property					
7	Other investment income . . . . .					
8	Gain or (loss) from sales of assets other than inventory			518	20,578	
9	Net income or (loss) from special events . . . . .					
10	Gross profit or (loss) from sales of inventory . . . . .					
11	Other revenue: a _____					
b	_____					
c	_____					
d	_____					
e	_____					
12	Subtotal. Add columns (b), (d), and (e) . . . . .		0		30,947	0
13	Total. Add line 12, columns (b), (d), and (e) . . . . .				13	30,947

(See worksheet in line 13 instructions on page 29 to verify calculations.)

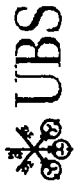
## Part XVI-B Relationship of Activities to the Accomplishment of Exempt Purposes

[illegible]

**Part XVII**    **Information Regarding Transfers To and Transactions and Relationships With Noncharitable Exempt Organizations**[illegible]

**EVERGREEN DEVELOPMENT FOUNDATION**  
**SCHEDULE OF DONATIONS**  
**For Calendar Year Ended December 31, 2010**

<b>501(c)(3) Organization</b>	<b>Amount</b>
Fresno Firechief Foundation PO Box 107, Fresno, CA 93707-0107	150
Susan G. Komen 3 Day for the Cure 2040 W. Bethany Home Rd., Suite 120, Phoenix, AZ 85015	100
Neighborhood Ministries 1918 W. Van Buren St , Phoenix, AZ 85009-3848	4,000
Coolidge Little League PO Box 2029, Coolidge, AZ 85228	250
Safeway Foundation 2750 S Priest Drive, Tempe, AZ 85282	1,000
American Diabetes Association 1701 N. Beauregard Street, Alexandria, VA 22311	1,000
Diamond Children's Medical Center 655 E. River Road, Tucson, AZ 85704	2,500
Valley Partnership 2817 E Camelback Road, Phoenix, AZ 85016	250
Stillpoint Family Resources P.O. Box 5103, West Hills, CA 91308	400
Rio Vista Mission Center 1431 E. Southern, Phoenix, AZ 85040	253
Nationwide Vision 5026 W. Cactus, Suite #4, Glendale, AZ 85304	1,000
Sunnyslope Families 245 E Mountain View Rd., Phoenix, AZ 85020	514
	<u>11,417</u>



UBS Financial Services Inc  
601 W. RIVERSIDE AVENUE  
SUITE 1200  
SPOKANE WA 99201-0622

ANP7002381601 1210 X2 WH 0

# 2010 Year End Summary

**Account name:** EVERGREEN DEVELOPMENT  
FOUNDATION

**Friendly account name:** 6/4I Evergreen

**Account number:** WH 08638 SH

**Your Financial Advisor:**

SHEA & HARLEY WEALTH CONSULTIN  
Phone 509-624-3330/800-824-9212

EVERGREEN DEVELOPMENT  
FOUNDATION  
2390 E CAMELBACK ROAD  
SUITE 410  
PHOENIX AZ 85016-3479

## Summary of gains and losses

	Amount (\$)
Short term	14,201.31
Long term	6,376.45
<b>Total</b>	<b>\$20,577.76</b>

## Realized gains and losses

Estimated 2010 gains and losses for transactions with trade dates through 12/31/10 have been incorporated into this statement. To calculate gains and losses, we liquidate the oldest security lot first. This is known as the "first-in, first-out or FIFO" accounting method. We use this method unless you specified which tax lot to close when you placed your order. This is known as a versus purchases or VSP order. See *Important information about your statement* on the last page of this statement for more information.

We may not adjust gains and losses for all capital changes. Cost basis for coupon tax-exempt municipal securities include securities subject to AMT, has been adjusted for mandatory amortization of bond premium. Estimates in the Unclassified section can not be classified as short term or long term because information is missing, or the product is one in which the gain/loss calculation is not provided.

## Short-term capital gains and losses

Security description	Method	Quantity or face value (\$)	Purchase date	Sale date	Purchase amount (\$)	Loss (\$)	Gain (\$)	Net gain or loss (\$)
BARCLAYS BANK PLC IPATH DOW JONES-UBS COMM INDX TOTAL RETURN	FIFO	301.000	Sep 08, 09	May 21, 10	11,148.85	-289.15	11,438.00	

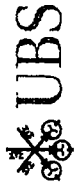
continued next page

Member SIPC

ANP70006002381601 NP7000276466 00002 1210X2 000000000 0 WH 5H

Page 1 of 8





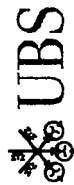
Friendly account name: 6/41 Evergreen  
Account number: WH 08638 SH

Realized gains and losses (continued)

Short-term capital gains and losses (continued)

Security description	Method	Quantity or face value (\$)	Purchase date	Sale date	Sale amount (\$)	Purchase amount (\$)	Loss (\$)	Gain (\$)	Net gain or loss (\$)
ISHARES BARCLAYS AGGREGATE BOND FUND	FIFO	24,000	Sep 08, 09	Jul 06, 10	2,568.86	2,489.04		79.82	
	FIFO	3,000	Sep 08, 09	May 21, 10	317.81	311.13		6.68	
ISHARES BARCLAYS INTER GOVT CR BD FD	FIFO	165,000	Mar 17, 10	Oct 20, 10	18,273.10	17,622.56		650.54	
	FIFO	8,000	Jul 06, 10	Oct 20, 10	885.97	866.77		19.20	
	FIFO	31,000	Mar 17, 10	May 21, 10	3,334.75	3,310.91		23.84	
ISHARES MSCI EAFE INDEX FUND	FIFO	112,000	Sep 08, 09	May 21, 10	5,357.15	6,002.77	-645.62		
ISHARES TRUST RUSSELL 3000 INDEX FUND	FIFO	84,000	Sep 08, 09	Jul 06, 10	5,034.87	5,049.74	-14.87		
	FIFO	59,000	Sep 08, 09	May 21, 10	3,746.11	3,546.84		199.27	
ISHARES TRUST RUSSELL 1000 VALUE INDEX FUND	FIFO	267,000	Sep 08, 09	Jul 06, 10	14,225.51	14,364.51	-139.00		
	FIFO	89,000	May 21, 10	Jul 06, 10	4,741.84	4,999.98	-258.14		
ISHARES TRUST RUSSELL 1000 GROWTH INDEX FUND	FIFO	1,668	Jul 09, 09	Jul 06, 10	75.46	65.95		9.51	
	FIFO	5,000	May 21, 10	Jul 06, 10	226.20	238.94	-12.74		
ISHARES TRUST RUSSELL 2000 VALUE INDEX FD	FIFO	63,000	May 21, 10	Oct 20, 10	4,097.78	3,809.17		288.61	
	FIFO	2,000	Sep 08, 09	Jul 06, 10	109.38	107.96		1.42	
ISHARES TRUST RUSSELL MIDCAP VALUE INDEX FUND	FIFO	212,000	Sep 08, 09	May 21, 10	7,959.82	7,161.21		798.61	
SPDR S&P 500 ETF TR	FIFO	52,000	May 21, 10	Oct 20, 10	6,143.18	5,590.00		553.18	
	FIFO	-250,000	Jul 06, 10	Oct 20, 10	29,534.50	25,592.50		3,942.00	
VANGUARD INTL EQUITY INDEX FD EMERGING MARKETS ETF	FIFO	176,000	May 21, 10	Oct 20, 10	8,240.18	6,478.56		1,761.62	
	FIFO	41,000	Jul 06, 10	Oct 20, 10	1,919.59	1,589.38		330.21	
ALLIANZ NFJ INTL VALUE FUND CLASS A	FIFO	1,260	Sep 17, 09	Jul 06, 10	21.71	22.68	-0.97		
	FIFO	0.643	Dec 17, 09	Jul 06, 10	11.08	11.95	-0.87		
	FIFO	431,529	Sep 08, 09	Jul 06, 10	7,435.25	7,465.45	-30.20		

continued next page



# Portfolio Management Program

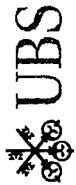
Account name: EVERGREEN DEVELOPMENT  
Friendly account name: 6/41 Evergreen  
Account number: WH 08638 SH

Your Financial Advisor:  
SHEA & HARLEY WEALTH CONSULTING  
509-624-3330/800-824-9212

## Realized gains and losses (continued)

### Short-term capital gains and losses (continued)

Security description	Method	Quantity or face value (\$)	Purchase date	Sale date	Sale amount (\$)	Purchase amount (\$)	Loss (\$)	Gain (\$)	Net gain or loss (\$)
ALLIANZ NFJ LARGE-CAP VALUE FUND CLASS A	FIFO	42 406	May 21, 10	Jul 06, 10	730 66	724 72		5 94	
	FIFO	5 503	Earnings	Jul 06, 10	94 81	99 50	-4 69		
AMERICAN CENTURY EQUITY INCOME FUND A	FIFO	634 648	Mar 17, 10	Jul 06, 10	7 349 22	8 390 05	-1,040 83		
	FIFO	25 736	May 21, 10	Jul 06, 10	298 02	315 52	-17 50		
	FIFO	7 371	Earnings	Jul 06, 10	85 35	94 30	-8 95		
AMERICAN CENTURY EQUITY INCOME FUND A	FIFO	2,840 273	Jul 06, 10	Oct 20, 10	19,683.09	17,666 50		2,016 59	
	FIFO	25 210	Earnings	Oct 20, 10	174 71	170 42		4 29	
AMERICAN CENTURY EQUITY MARKET NEUTRAL CL A	FIFO	2 490	Sep 08, 09	Jul 06, 10	24 70	24 78	-0 08		
	FIFO	0 260	Sep 08, 09	May 21, 10	2 59	2 59			
AMERICAN FUNDS INVESTMENT COMPANY OF AMERICA FUND CLASS F	FIFO	1 646	Dec 24, 09	Mar 17, 10	43 83	42 88		0 95	
	FIFO	312 101	Sep 08, 09	Mar 17, 10	8 311 25	7 465 46		845 79	
	FIFO	1 541	Earnings	Mar 17, 10	41 04	40 16		0 88	
AMERICAN FUNDS BOND FUND OF AMERICA CLASS F	FIFO	5 855	Mar 26, 09	Mar 17, 10	70 32	63 50		6 82	
	FIFO	5 410	Apr 27, 09	Mar 17, 10	64 97	58 68		6 29	
	FIFO	5 329	May 26, 09	Mar 17, 10	64 00	57 80		6 20	
	FIFO	4 261	Jun 26, 09	Mar 17, 10	51 17	46 21		4 96	
	FIFO	3 792	Jul 27, 09	Mar 17, 10	45 54	41 13		4 41	
	FIFO	3 770	Aug 26, 09	Mar 17, 10	45 28	43 58		1 70	
	FIFO	4 578	Sep 28, 09	Mar 17, 10	54 98	53 84		1 14	
	FIFO	5 580	Oct 26, 09	Mar 17, 10	67 02	65 73		1 29	
	FIFO	5 559	Nov 27, 09	Mar 17, 10	66 76	66 37		0 39	
	FIFO	6 139	Dec 28, 09	Mar 17, 10	73 73	72 44		1 29	
	FIFO	579 947	Sep 08, 09	Mar 17, 10	6 965 16	6 727 39		237 77	
	FIFO	10 644	Earnings	Mar 17, 10	127 84	127 30		0 54	
									continued next page



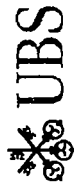
Friendly account name: 6/41 Evergreen  
Account number: WH 08638 SH

Realized gains and losses (continued)

Short-term capital gains and losses (continued)

Security description	Method	Quantity or face value (\$)	Purchase date	Sale date	Sale amount (\$)	Purchase amount (\$)	Loss (\$)	Gain (\$)	Net gain or loss (\$)
AMERICAN FUNDS GROWTH FUND OF AMERICA CLASS F									
	FIFO	3 755	Dec 22, 09	Jul 06, 10	93.88	101.27	-7.39		
	FIFO	10 925	May 21, 10	Jul 06, 10	273.13	283.83	-10.70		
AQR MANAGED FUTURES STRATEGY FUND CLASS N									
	FIFO	849 605	Sep 02, 10	Oct 20, 10	8,638.19	8,275.15		363.04	
BLACKROCK HIGH YIELD BOND A									
	FIFO	1,472 473	Jul 06, 10	Oct 20, 10	11,176.07	10,542.91		633.16	
	FIFO	23,791	Earnings	Oct 20, 10	180.57	175.59		4.98	
CALAMOS MARKET NEUTRAL INCOME FUND CLASS A									
	FIFO	2 737	Dec 17, 09	Oct 20, 10	32.60	31.37		1.23	
	FIFO	5,773	Earnings	Oct 20, 10	68.76	66.75		2.01	
	FIFO	13 702	Sep 08, 09	May 21, 10	155.65	153.87		1.78	
CALVERT SHORT DURATION INCOME FUND CLASS A									
	FIFO	10 744	Dec 03, 09	Oct 20, 10	179.53	174.92		4.61	
	FIFO	1,714	Oct 30, 09	Oct 20, 10	28.64	28.25		0.39	
	FIFO	1 707	Nov 25, 09	Oct 20, 10	28.52	28.18		0.34	
	FIFO	1 686	Dec 24, 09	Oct 20, 10	28.17	27.43		0.74	
	FIFO	47 080	Jul 06, 10	Oct 20, 10	786.71	774.00		12.71	
	FIFO	12 600	Earnings	Oct 20, 10	210.54	207.31		3.23	
	FIFO	135 427	Sep 08, 09	May 21, 10	2,229.13	2,207.46		21.67	
FT TEMPLETON GLOBAL BOND A									
	FIFO	3 477	Nov 18, 09	Oct 20, 10	47.67	44.40		3.27	
	FIFO	3 523	Dec 17, 09	Oct 20, 10	48.30	44.57		3.73	
	FIFO	3,150	Jul 06, 10	Oct 20, 10	43.19	40.73		2.46	
	FIFO	35,764	Earnings	Oct 20, 10	490.31	474.68		15.63	
	FIFO	43,067	Sep 08, 09	May 21, 10	549.97	530.15		19.82	
GABELLI SMALL CAP GROWTH FUND									
	FIFO	165 005	May 21, 10	Oct 20, 10	5,116.81	4,514.54		602.27	
	FIFO	13,164	May 21, 10	Jul 06, 10	339.63	360.17	-20.54		
HARTFORD INTERNATIONAL OPPORTUNITIES FUND CL A									
	FIFO	2 015	Dec 22, 09	Oct 20, 10	29.70	26.26		3.44	
	FIFO	196 075	May 21, 10	Oct 20, 10	2,890.14	2,337.21		552.93	
	FIFO	58 034	Sep 08, 09	Jul 06, 10	707.43	737.61	-30.18		

continued next page



## Portfolio Management Program

Account name:  
Evergreen Development  
Friendly account name: 6/41 Evergreen  
Account number: WH 08638 SH

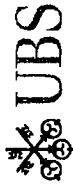
Your Financial Advisor:  
SHEA & HARLEY WEALTH CONSULTING  
509-624-3330/800-824-9212

## Realized gains and losses (continued)

## Short-term capital gains and losses (continued)

Security description	Method	Quantity or face value (\$)	Purchase date	Sale date	Sale amount (\$)	Purchase amount (\$)	Loss (\$)	Gain (\$)	Net gain or loss (\$)
JP MORGAN CORE BOND FUND									
CLASS A	FIFO	4,790	Nov 02, 09	Oct 20, 10	56.28	53.60		2.68	
	FIFO	4,445	Dec 01, 09	Oct 20, 10	52.23	50.05		2.18	
	FIFO	55,972	Jul 06, 10	Oct 20, 10	657.67	643.12		14.55	
	FIFO	36,353	Earnings	Oct 20, 10	427.15	412.58		14.57	
	FIFO	244,285	Sep 08, 09	May 21, 10	2,789.73	2,711.56		78.17	
JP MORGAN HIGHBRIDGE									
STAT MARKET NEUTRAL	FIFO	21,691	May 21, 10	Oct 20, 10	331.44	335.78	-4.34		
FUND A	FIFO	2,144	Jul 06, 10	Oct 20, 10	32.76	32.85	-0.09		
JP MORGAN MULTI-CAP									
MARKET NEUTRAL FUND	FIFO	6,189	May 21, 10	Oct 20, 10	60.34	60.59	-0.25		
CLASS A	FIFO	31,619	Jul 06, 10	Oct 20, 10	308.29	305.76		2.53	
LOOMIS SAYLES									
INVESTMENT GRADE BOND	FIFO	2,483	Nov 06, 09	Oct 20, 10	31.43	28.88		2.55	
FUND CLASS A	FIFO	2,247	Dec 04, 09	Oct 20, 10	28.45	26.54		1.91	
	FIFO	907,952	May 21, 10	Oct 20, 10	11,494.67	10,877.26		617.41	
	FIFO	39,472	Earnings	Oct 20, 10	499.71	476.48		23.23	
	FIFO	252,236	Sep 08, 09	Jul 06, 10	3,029.36	2,860.36		169.00	
MAINSTAY ICAP									
INTERNATIONAL FUND A	FIFO	121,116	May 21, 10	Oct 20, 10	3,553.54	2,957.65		595.89	
	FIFO	5,932	Earnings	Oct 20, 10	174.04	141.24		32.80	
	FIFO	26,875	Sep 08, 09	Jul 06, 10	654.13	726.43	-72.30		
NEUBERGER BERMAN									
EQUITY INCOME	FIFO	1,855,724	Jul 06, 10	Oct 20, 10	19,559.33	17,666.49		1,892.84	
FUND CLASS A	FIFO	31,853	Earnings	Oct 20, 10	335.73	328.09		7.64	
OPPENHEIMER INTL BOND FD									
CL A	FIFO	13,840	Dec 30, 09	Oct 20, 10	96.19	88.44		7.75	
	FIFO	6,372	Oct 30, 09	Oct 20, 10	44.29	41.67		2.62	

continued next page



Friendly account name: 6/41 Evergreen  
Account number: WH 08638 SH

## Realized gains and losses (continued)

### Short-term capital gains and losses (continued)

Security description	Method	Quantity or face value (\$)	Purchase date	Sale date	Sale amount (\$)	Purchase amount (\$)	Loss (\$)	Gain (\$)	Net gain or loss (\$)
PIMCO TOTAL RETURN FUND CLASS A	FIFO	5,515	Nov 30, 09	Oct 20, 10	38.33	36.95		1.38	
	FIFO	6,366	Dec 30, 09	Oct 20, 10	44.24	40.68		3.56	
	FIFO	50,115	Earnings	Oct 20, 10	348.29	320.69		27.60	
	FIFO	91,751	Sep 08, 09	Jul 06, 10	575.28	586.29	-11.01		
	FIFO	637,141	Sep 08, 09	May 21, 10	3,918.42	4,071.33	-152.91		
RYDEX/S&P MANAGED FUTURES STRATEGY FUND A	FIFO	209,826	Sep 08, 09	Jul 06, 10	2,364.74	2,261.92		102.82	
	FIFO	413,445	Sep 08, 09	May 21, 10	4,601.64	4,456.94		144.70	
VIRTUS MULTI-SECTOR SHORT TERM BOND FUND - CLASS A	FIFO	316,457	Sep 08, 09	Aug 23, 10	7,579.14	8,613.97	-1,034.83		
	FIFO	5,303	May 21, 10	Aug 23, 10	127.01	132.10	-5.09		
	FIFO	19,600	Jul 06, 10	Aug 23, 10	469.42	491.18	-21.76		
	FIFO	20,707	Oct 30, 09	Oct 20, 10	100.43	94.84		5.59	
	FIFO	19,458	Nov 30, 09	Oct 20, 10	94.37	89.31		5.06	
	FIFO	31,967	Dec 31, 09	Oct 20, 10	155.04	146.73		8.31	
	FIFO	167,241	Earnings	Oct 20, 10	811.12	784.21		26.91	
	FIFO	617,234	Sep 08, 09	Jul 06, 10	2,870.14	2,740.52		129.62	
	FIFO	236,259	Sep 08, 09	May 21, 10	1,096.24	1,048.99		47.25	
<b>Total</b>					<b>\$283,728.84</b>	<b>\$269,527.53</b>	<b>-\$3,835.00</b>	<b>\$18,036.31</b>	<b>\$14,201.31</b>

### Long-term capital gains and losses

Security description	Method	Quantity or face value (\$)	Purchase date	Sale date	Sale amount (\$)	Purchase amount (\$)	Loss (\$)	Gain (\$)	Net gain or loss (\$)
ISHARES TRUST RUSSELL 1000 GROWTH INDEX FUND	FIFO	244,000	Nov 04, 08	Jul 06, 10	11,038.37	9,924.48		1,113.89	
	FIFO	1,729	Dec 30, 08	Jul 06, 10	78.22	61.14		17.08	
	FIFO	1,603	Mar 30, 09	Jul 06, 10	72.52	57.98		14.54	
ISHARES TRUST RUSSELL 2000 VALUE INDEX FD	FIFO	13,000	Sep 08, 09	Oct 20, 10	845.57	701.71		143.86	
AMERICAN CENTURY EQUITY MARKET NEUTRAL CL A	FIFO	516,686	Sep 08, 09	Oct 20, 10	5,099.69	5,141.03	-41.34		
									continued next page



## Portfolio Management Program

Account name: EVERGREEN DEVELOPMENT  
Friendly account name: 6/41 Evergreen  
Account number: WH 08638 SH

Your Financial Advisor:  
SHEA & HARLEY WEALTH CONSULTING  
509-624-3330/800-824-9212

## Realized gains and losses (continued)

## Long-term capital gains and losses (continued)

Security description	Method	Quantity or face value (\$)	Purchase date	Sale date	Sale amount (\$)	Purchase amount (\$)	Loss (\$)	Gain (\$)	Net gain or loss (\$)
<b>AMERICAN FUNDS BOND</b>									
FUND OF AMERICA CLASS F	FIFO	1,072.258	Nov 04, 08	Mar 17, 10	12,877.82	11,629.54		1,248.28	1
	FIFO	3,694	Nov 26, 08	Mar 17, 10	44.36	40.06		4.30	1
	FIFO	15,336	Dec 26, 08	Mar 17, 10	184.19	166.33		17.86	1
	FIFO	2,857	Jan 26, 09	Mar 17, 10	34.31	30.99		3.32	1
	FIFO	5,824	Feb 26, 09	Mar 17, 10	69.95	63.17		6.78	1
<b>AMERICAN FUNDS GROWTH</b>									
FUND OF AMERICA CLASS F	FIFO	216.281	Oct 23, 06	Jul 06, 10	5,407.03	6,925.34	-1,518.31		1
	FIFO	32.284	Dec 19, 06	Jul 06, 10	807.10	1,033.74	-226.64		1
	FIFO	29.771	Mar 07, 07	Jul 06, 10	744.28	953.27	-208.99		1
	FIFO	57.939	Dec 19, 07	Jul 06, 10	1,448.48	1,855.22	-406.74		1
	FIFO	34.937	Mar 17, 08	Jul 06, 10	873.43	1,118.69	-245.26		1
	FIFO	72.763	Nov 04, 08	Jul 06, 10	1,819.08	2,329.88	-510.80		1
	FIFO	11.722	Dec 23, 08	Jul 06, 10	293.05	375.32	-82.27		1
<b>CALAMOS MARKET NEUTRAL</b>									
INCOME FUND CLASS A	FIFO	3.080	Sep 17, 09	Oct 20, 10	36.68	34.68		2.00	
	FIFO	753.350	Sep 08, 09	Oct 20, 10	8,972.40	8,460.12		512.28	
<b>CALVERT SHORT DURATION</b>									
INCOME FUND CLASS A	FIFO	1.393	Sep 25, 09	Oct 20, 10	23.28	22.89		0.39	
	FIFO	622.040	Sep 08, 09	Oct 20, 10	10,394.29	10,139.25		255.04	
<b>FT TEMPLETON GLOBAL BOND</b>									
A	FIFO	3.575	Sep 17, 09	Oct 20, 10	49.01	44.08		4.93	
	FIFO	3.482	Oct 19, 09	Oct 20, 10	47.74	44.26		3.48	
	FIFO	936.591	Sep 08, 09	Oct 20, 10	12,840.67	11,529.44		1,311.23	
<b>HARTFORD INTERNATIONAL</b>									
OPPORTUNITIES FUND CL A	FIFO	303.423	Sep 08, 09	Oct 20, 10	4,472.45	3,856.51		615.94	
<b>JP MORGAN CORE BOND FUND</b>									
CLASS A	FIFO	4.788	Oct 01, 09	Oct 20, 10	56.26	53.39		2.87	
	FIFO	997.371	Sep 08, 09	Oct 20, 10	11,719.11	11,070.82		648.29	
<b>JP MORGAN HIGHBRIDGE</b>									
STAT MARKET NEUTRAL									
FUND A	FIFO	646.049	Sep 08, 09	Oct 20, 10	9,871.63	10,336.78	-465.15		

continued next page



Friendly account name: 6/41 Evergreen  
Account number: WH 08638 SH

Realized gains and losses (continued)

Long-term capital gains and losses (continued)

Security description	Method	Quantity or face value (\$)	Purchase date	Sale date	Sale amount (\$)	Purchase amount (\$)	Loss (\$)	Gain (\$)	Net gain or loss (\$)
JP MORGAN MULTI-CAP MARKET NEUTRAL FUND CLASS A	FIFO	1,020 414	Sep 08, 09	Oct 20, 10	9,949 03	10,336 79	-387 76		
LOOMIS SAYLES INVESTMENT GRADE BOND FUND CLASS A	FIFO	2 277	Oct 06, 09	Oct 20, 10	28.83	26 44		2.39	
	FIFO	330 133	Sep 08, 09	Oct 20, 10	4,179.48	3,743.71		435 77	
MAINSTAY ICAP INTERNATIONAL FUND A	FIFO	302 430	Sep 08, 09	Oct 20, 10	8,873 29	8,174 68		698 61	
OPPENHEIMER INTL BOND FD CL A	FIFO	3 300	Sep 30, 09	Oct 20, 10	22.94	21 58		1.36	
	FIFO	1,158 368	Sep 08, 09	Oct 20, 10	8,050 66	7,401 97		648 69	
PIMCO TOTAL RETURN FUND CLASS A	FIFO	1,384 401	Sep 08, 09	Oct 20, 10	16,197.49	14,923 84		1,273 65	
VIRTUS MULTI-SECTOR SHORT TERM BOND FUND - CLASS A	FIFO	10 630	Sep 30, 09	Oct 20, 10	51 56	48 26		3.30	
	FIFO	3,608 712	Sep 08, 09	Oct 20, 10	17,502 26	16,022 68		1,479 58	
<b>Total</b>					<b>\$165,076.51</b>	<b>\$158,700.06</b>	<b>-\$4,093.26</b>	<b>\$10,469.71</b>	<b>\$6,376.45</b>
<b>Net capital gains/losses:</b>									<b>\$20,577.76</b>

<sup>1</sup> Indicates cost basis information provided by you or another third party. UBS FS has not verified this information and does not guarantee its accuracy.

22