



See a Social Security Number? Say Something!  
Report Privacy Problems to <https://public.resource.org/privacy>  
Or call the IRS Identity Theft Hotline at 1-800-908-4490



**Return of Private Foundation  
or Section 4947(a)(1) Nonexempt Charitable Trust  
Treated as a Private Foundation**

**2010**

Department of the Treasury  
Internal Revenue Service

*Note* The foundation may be able to use a copy of this return to satisfy state reporting requirements

**For calendar year 2010, or tax year beginning** \_\_\_\_\_, **2010, and ending** \_\_\_\_\_

**G** Check all that apply:  Initial return  Initial Return of a former public charity  Final return  
 Amended return  Address change  Name change

**THE LAPKIN FOUNDATION**  
C/O CATANIO, MOSKOWITZ, & GUTWETTER P.C.  
70 GRAND AVENUE  
RIVER EDGE, NJ 07661

**A** Employer identification number  
**13-6112550**

**B** Telephone number (see the instructions)  
**201-487-5000**

**C** If exemption application is pending, check here

**D** 1 Foreign organizations, check here   
2 Foreign organizations meeting the 85% test, check here and attach computation

**E** If private foundation status was terminated under section 507(b)(1)(A), check here

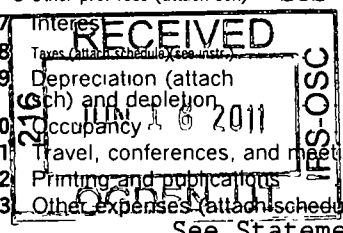
**F** If the foundation is in a 60-month termination under section 507(b)(1)(B), check here

**H** Check type of organization  Section 501(c)(3) exempt private foundation  
 Section 4947(a)(1) nonexempt charitable trust  Other taxable private foundation

**I** Fair market value of all assets at end of year (from Part II, column (c), line 16)  
 ▶ \$ **496,430.**

**J** Accounting method  Cash  Accrual  
 Other (specify) \_\_\_\_\_ (Part I, column (d) must be on cash basis)

<b>Part I Analysis of Revenue and Expenses</b> (The total of amounts in columns (b), (c), and (d) may not necessarily equal the amounts in column (a) (see the instructions))		(a) Revenue and expenses per books	(b) Net investment income	(c) Adjusted net income	(d) Disbursements for charitable purposes (cash basis only)
<b>REVENUE</b>	<b>1</b> Contributions, gifts, grants, etc. received (att sch)				
	<b>2</b> Ck ▶ <input checked="" type="checkbox"/> if the foundn is not req to att Sch B				
	<b>3</b> Interest on savings and temporary cash investments				
	<b>4</b> Dividends and interest from securities	11,885.	11,885.	11,885.	
	<b>5a</b> Gross rents				
	<b>b</b> Net rental income or (loss)				
	<b>6a</b> Net gain/(loss) from sale of assets not on line 10	7,659.			
	<b>b</b> Gross sales price for all assets on line 6a	459,579.			
	<b>7</b> Capital gain net income (from Part IV, line 2)		7,659.		
	<b>8</b> Net short-term capital gain			7,659.	
	<b>9</b> Income modifications				
	<b>10a</b> Gross sales less returns and allowances				
<b>b</b> Less Cost of goods sold					
<b>c</b> Gross profit/(loss) (att sch)					
<b>11</b> Other income (attach schedule)					
<b>12 Total.</b> Add lines 1 through 11	19,544.	19,544.	19,544.		
<b>ADMINISTRATIVE EXPENSES</b>	<b>13</b> Compensation of officers, directors, trustees, etc	0.			
	<b>14</b> Other employee salaries and wages				
	<b>15</b> Pension plans, employee benefits				
	<b>16a</b> Legal fees (attach schedule)				
	<b>b</b> Accounting fees (attach sch) See St 1	4,000.			4,000.
	<b>c</b> Other prof fees (attach sch) See St 2	4,088.	4,088.		
	<b>17</b> Interest				
	<b>18</b> Taxes (attach schedule) (see instr.)				
	<b>19</b> Depreciation (attach sch) and depletion				
	<b>20</b> Occupancy	4,000.			4,000.
<b>21</b> Travel, conferences, and meetings					
<b>22</b> Printing and publications					
<b>23</b> Other expenses (attach schedule)					
<b>24 Total operating and administrative expenses.</b> Add lines 13 through 23	13,595.	4,088.		9,507.	
<b>25</b> Contributions, gifts, grants paid Part XV	19,550.			19,550.	
<b>26 Total expenses and disbursements.</b> Add lines 24 and 25	33,145.	4,088.	0.	29,057.	
<b>27 Subtract line 26 from line 12:</b>					
<b>a Excess of revenue over expenses and disbursements</b>	-13,601.				
<b>b Net investment income</b> (if negative, enter -0-)		15,456.			
<b>c Adjusted net income</b> (if negative, enter -0-)			19,544.		



SCANNED JUN 20 2011

Part II Balance Sheets		Attached schedules and amounts in the description column should be for end of year amounts only (See instructions)			
		Beginning of year	End of year		
		(a) Book Value	(b) Book Value	(c) Fair Market Value	
ASSETS	1	Cash – non-interest-bearing			
	2	Savings and temporary cash investments	42,878.	34,026.	34,026.
	3	Accounts receivable			
		Less allowance for doubtful accounts			
	4	Pledges receivable			
		Less allowance for doubtful accounts			
	5	Grants receivable			
	6	Receivables due from officers, directors, trustees, and other disqualified persons (attach schedule) (see the instructions)			
	7	Other notes and loans receivable (attach sch)			
		Less allowance for doubtful accounts			
	8	Inventories for sale or use			
	9	Prepaid expenses and deferred charges			
	10a	Investments – U S and state government obligations (attach schedule)			
		b Investments – corporate stock (attach schedule)	419,069.	414,320.	462,404.
		c Investments – corporate bonds (attach schedule)			
	11	Investments – land, buildings, and equipment basis			
	Less accumulated depreciation (attach schedule)				
12	Investments – mortgage loans				
13	Investments – other (attach schedule)				
14	Land, buildings, and equipment basis				
	Less accumulated depreciation (attach schedule)				
15	Other assets (describe )				
16	<b>Total assets</b> (to be completed by all filers – see instructions Also, see page 1, item I)	461,947.	448,346.	496,430.	
LIABILITIES	17	Accounts payable and accrued expenses			
	18	Grants payable			
	19	Deferred revenue			
	20	Loans from officers, directors, trustees, & other disqualified persons			
	21	Mortgages and other notes payable (attach schedule)			
	22	Other liabilities (describe )			
	23	<b>Total liabilities</b> (add lines 17 through 22)	0.	0.	
NET ASSETS OR FUND BALANCES	<b>Foundations that follow SFAS 117, check here and complete lines 24 through 26 and lines 30 and 31.</b> <input type="checkbox"/>				
	24	Unrestricted			
	25	Temporarily restricted			
	26	Permanently restricted			
	<b>Foundations that do not follow SFAS 117, check here and complete lines 27 through 31.</b> <input checked="" type="checkbox"/>				
	27	Capital stock, trust principal, or current funds			
	28	Paid-in or capital surplus, or land, building, and equipment fund	288,076.	288,076.	
	29	Retained earnings, accumulated income, endowment, or other funds	173,871.	160,270.	
30	<b>Total net assets or fund balances</b> (see the instructions)	461,947.	448,346.		
31	<b>Total liabilities and net assets/fund balances</b> (see the instructions)	461,947.	448,346.		

Part III Analysis of Changes in Net Assets or Fund Balances		
1	Total net assets or fund balances at beginning of year – Part II, column (a), line 30 (must agree with end-of-year figure reported on prior year's return)	1 461,947.
2	Enter amount from Part I, line 27a	2 -13,601.
3	Other increases not included in line 2 (itemize)	3
4	Add lines 1, 2, and 3	4 448,346.
5	Decreases not included in line 2 (itemize)	5
6	Total net assets or fund balances at end of year (line 4 minus line 5) – Part II, column (b), line 30	6 448,346.

**Part IV Capital Gains and Losses for Tax on Investment Income**

(a) List and describe the kind(s) of property sold (e.g., real estate, 2-story brick warehouse, or common stock, 200 shares MLC Company)	(b) How acquired P — Purchase D — Donation	(c) Date acquired (month, day, year)	(d) Date sold (month, day, year)
1 a UBS #19813 S/T GAIN SEE STMT	P	Various	Various
b ubs #19813 L/T LOSS SEE STMT	P	Various	Various
c			
d			
e			

(e) Gross sales price	(f) Depreciation allowed (or allowable)	(g) Cost or other basis plus expense of sale	(h) Gain or (loss) (e) plus (f) minus (g)
a 310,476.		297,396.	13,080.
b 149,103.		154,524.	-5,421.
c			
d			
e			

Complete only for assets showing gain in column (h) and owned by the foundation on 12/31/69			(l) Gains (Column (h) gain minus column (k), but not less than -0-) or Losses (from column (h))
(i) Fair Market Value as of 12/31/69	(j) Adjusted basis as of 12/31/69	(k) Excess of column (i) over column (j), if any	
a			13,080.
b			-5,421.
c			
d			
e			

2 Capital gain net income or (net capital loss) <span style="float:right">[ If gain, also enter in Part I, line 7 If (loss), enter -0- in Part I, line 7 ]</span>	2	7,659.
3 Net short-term capital gain or (loss) as defined in sections 1222(5) and (6) <span style="float:right">[ If gain, also enter in Part I, line 8, column (c) (see the instructions) If (loss), enter -0- in Part I, line 8 ]</span>	3	7,659.

**Part V Qualification Under Section 4940(e) for Reduced Tax on Net Investment Income**

(For optional use by domestic private foundations subject to the section 4940(a) tax on net investment income)

If section 4940(d)(2) applies, leave this part blank.

Was the foundation liable for the section 4942 tax on the distributable amount of any year in the base period?  Yes  No  
If 'Yes,' the foundation does not qualify under section 4940(e) Do not complete this part

(a) Base period years Calendar year (or tax year beginning in)	(b) Adjusted qualifying distributions	(c) Net value of noncharitable-use assets	(d) Distribution ratio (column (b) divided by column (c))
2009	26,755.	441,069.	0.060659
2008	26,491.	562,185.	0.047121
2007	25,806.	635,183.	0.040628
2006	24,428.	584,912.	0.041764
2005	20,366.	565,147.	0.036037

2 Total of line 1, column (d)	2	0.226209
3 Average distribution ratio for the 5-year base period — divide the total on line 2 by 5, or by the number of years the foundation has been in existence if less than 5 years	3	0.045242
4 Enter the net value of noncharitable-use assets for 2010 from Part X, line 5	4	481,550.
5 Multiply line 4 by line 3	5	21,786.
6 Enter 1% of net investment income (1% of Part I, line 27b)	6	155.
7 Add lines 5 and 6	7	21,941.
8 Enter qualifying distributions from Part XII, line 4	8	29,057.

If line 8 is equal to or greater than line 7, check the box in Part VI, line 1b, and complete that part using a 1% tax rate See the Part VI instructions

<b>Part VI Excise Tax Based on Investment Income (Section 4940(a), 4940(b), 4940(e), or 4948 – see the instructions)</b>	
<b>1 a</b> Exempt operating foundations described in section 4940(d)(2), check here <input type="checkbox"/> and enter 'N/A' on line 1 Date of ruling or determination letter _____ (attach copy of letter if necessary – see instr.)	
<b>b</b> Domestic foundations that meet the section 4940(e) requirements in Part V, check here <input checked="" type="checkbox"/> and enter 1% of Part I, line 27b	1 155.
<b>c</b> All other domestic foundations enter 2% of line 27b Exempt foreign organizations enter 4% of Part I, line 12, column (b)	
<b>2</b> Tax under section 511 (domestic section 4947(a)(1) trusts and taxable foundations only Others enter -0-)	2 0.
<b>3</b> Add lines 1 and 2	3 155.
<b>4</b> Subtitle A (income) tax (domestic section 4947(a)(1) trusts and taxable foundations only Others enter -0-)	4 0.
<b>5 Tax based on investment income.</b> Subtract line 4 from line 3 If zero or less, enter -0-	5 155.
<b>6 Credits/Payments.</b>	
<b>a</b> 2010 estimated tax pmts and 2009 overpayment credited to 2010	6a 771.
<b>b</b> Exempt foreign organizations – tax withheld at source	6b
<b>c</b> Tax paid with application for extension of time to file (Form 8868)	6c
<b>d</b> Backup withholding erroneously withheld	6d
<b>7</b> Total credits and payments Add lines 6a through 6d	7 771.
<b>8</b> Enter any <b>penalty</b> for underpayment of estimated tax Check here <input type="checkbox"/> if Form 2220 is attached	8
<b>9</b> Tax due. If the total of lines 5 and 8 is more than line 7, enter amount owed	9 0.
<b>10</b> Overpayment If line 7 is more than the total of lines 5 and 8, enter the amount overpaid	10 616.
<b>11</b> Enter the amount of line 10 to be Credited to 2011 estimated tax <b>616.</b> Refunded	11 0.

<b>Part VII-A Statements Regarding Activities</b>		Yes	No
<b>1 a</b> During the tax year, did the foundation attempt to influence any national, state, or local legislation or did it participate or intervene in any political campaign?			X
<b>b</b> Did it spend more than \$100 during the year (either directly or indirectly) for political purposes (see the instructions for definition)? <i>If the answer is 'Yes' to 1a or 1b, attach a detailed description of the activities and copies of any materials published or distributed by the foundation in connection with the activities</i>			X
<b>c</b> Did the foundation file <b>Form 1120-POL</b> for this year?			X
<b>d</b> Enter the amount (if any) of tax on political expenditures (section 4955) imposed during the year (1) On the foundation ▶ \$ 0. (2) On foundation managers ▶ \$ 0.			
<b>e</b> Enter the reimbursement (if any) paid by the foundation during the year for political expenditure tax imposed on foundation managers ▶ \$ 0.			
<b>2</b> Has the foundation engaged in any activities that have not previously been reported to the IRS? <i>If 'Yes,' attach a detailed description of the activities.</i>			X
<b>3</b> Has the foundation made any changes, not previously reported to the IRS, in its governing instrument, articles of incorporation, or bylaws, or other similar instruments? <i>If 'Yes,' attach a conformed copy of the changes</i>			X
<b>4 a</b> Did the foundation have unrelated business gross income of \$1,000 or more during the year?			X
<b>b</b> If 'Yes,' has it filed a tax return on <b>Form 990-T</b> for this year?			N/A
<b>5</b> Was there a liquidation, termination, dissolution, or substantial contraction during the year? <i>If 'Yes,' attach the statement required by General Instruction T.</i>			X
<b>6</b> Are the requirements of section 508(e) (relating to sections 4941 through 4945) satisfied either • By language in the governing instrument, or • By state legislation that effectively amends the governing instrument so that no mandatory directions that conflict with the state law remain in the governing instrument?		X	
<b>7</b> Did the foundation have at least \$5,000 in assets at any time during the year? <i>If 'Yes,' complete Part II, column (c), and Part XV</i>		X	
<b>8 a</b> Enter the states to which the foundation reports or with which it is registered (see the instructions) <b>NY NJ</b>			
<b>b</b> If the answer is 'Yes' to line 7, has the foundation furnished a copy of Form 990-PF to the Attorney General (or designate) of each state as required by <i>General Instruction G</i> ? <i>If 'No,' attach explanation</i>		X	
<b>9</b> Is the foundation claiming status as a private operating foundation within the meaning of section 4942(j)(3) or 4942(j)(5) for calendar year 2010 or the taxable year beginning in 2010 (see instructions for Part XIV)? <i>If 'Yes,' complete Part XIV</i>			X
<b>10</b> Did any persons become substantial contributors during the tax year? <i>If 'Yes,' attach a schedule listing their names and addresses</i>			X

BAA

Form 990-PF (2010)

**Part VII-A Statements Regarding Activities (Continued)**

11	At any time during the year, did the foundation, directly or indirectly, own a controlled entity within the meaning of section 512(b)(13)? If 'Yes', attach schedule (see instructions)	11		X
12	Did the foundation acquire a direct or indirect interest in any applicable insurance contract before August 17, 2008?	12		X
13	Did the foundation comply with the public inspection requirements for its annual returns and exemption application? Website address <u>▶ N/A</u>	13	X	
14	The books are in care of <u>▶ CATANIO, MOSKOWITZ &amp; GUTWETTER</u> Telephone no <u>▶ 201-487-5000</u> Located at <u>▶ 70 GRAND AVE, RIVER EDGE, NJ</u> ZIP + 4 <u>▶ 07661</u>			
15	Section 4947(a)(1) nonexempt charitable trusts filing Form 990-PF in lieu of Form 1041 - Check here and enter the amount of tax-exempt interest received or accrued during the year <u>▶ 15</u>	N/A	<input type="checkbox"/>	N/A
16	At any time during calendar year 2010, did the foundation have an interest in or a signature or other authority over a bank, securities, or other financial account in a foreign country? See the instructions for exceptions and filing requirements for Form TD F 90-22.1 If 'Yes,' enter the name of the foreign country <u>▶</u>	16	Yes	No X

**Part VII-B Statements Regarding Activities for Which Form 4720 May Be Required**

File Form 4720 if any item is checked in the 'Yes' column, unless an exception applies.

		Yes	No
1a	During the year did the foundation (either directly or indirectly)		
(1)	Engage in the sale or exchange, or leasing of property with a disqualified person? <input type="checkbox"/> Yes <input checked="" type="checkbox"/> No		
(2)	Borrow money from, lend money to, or otherwise extend credit to (or accept it from) a disqualified person? <input type="checkbox"/> Yes <input checked="" type="checkbox"/> No		
(3)	Furnish goods, services, or facilities to (or accept them from) a disqualified person? <input type="checkbox"/> Yes <input checked="" type="checkbox"/> No		
(4)	Pay compensation to, or pay or reimburse the expenses of, a disqualified person? <input type="checkbox"/> Yes <input checked="" type="checkbox"/> No		
(5)	Transfer any income or assets to a disqualified person (or make any of either available for the benefit or use of a disqualified person)? <input type="checkbox"/> Yes <input checked="" type="checkbox"/> No		
(6)	Agree to pay money or property to a government official? (Exception. Check 'No' if the foundation agreed to make a grant to or to employ the official for a period after termination of government service, if terminating within 90 days) <input type="checkbox"/> Yes <input checked="" type="checkbox"/> No		
b	If any answer is 'Yes' to 1a(1)-(6), did any of the acts fail to qualify under the exceptions described in Regulations section 53.4941(d)-3 or in a current notice regarding disaster assistance (see the instructions)? Organizations relying on a current notice regarding disaster assistance check here <input type="checkbox"/>	1b	N/A
c	Did the foundation engage in a prior year in any of the acts described in 1a, other than excepted acts, that were not corrected before the first day of the tax year beginning in 2010?	1c	X
2	Taxes on failure to distribute income (section 4942) (does not apply for years the foundation was a private operating foundation defined in section 4942(j)(3) or 4942(j)(5))		
a	At the end of tax year 2010, did the foundation have any undistributed income (lines 6d and 6e, Part XIII) for tax year(s) beginning before 2010? <input type="checkbox"/> Yes <input checked="" type="checkbox"/> No If 'Yes,' list the years <u>▶ 20__ , 20__ , 20__ , 20__</u>		
b	Are there any years listed in 2a for which the foundation is <b>not</b> applying the provisions of section 4942(a)(2) (relating to incorrect valuation of assets) to the year's undistributed income? (If applying section 4942(a)(2) to all years listed, answer 'No' and attach statement - see the instructions)	2b	N/A
c	If the provisions of section 4942(a)(2) are being applied to any of the years listed in 2a, list the years here <u>▶ 20__ , 20__ , 20__ , 20__</u>		
3a	Did the foundation hold more than a 2% direct or indirect interest in any business enterprise at any time during the year? <input type="checkbox"/> Yes <input checked="" type="checkbox"/> No		
b	If 'Yes,' did it have excess business holdings in 2010 as a result of (1) any purchase by the foundation or disqualified persons after May 26, 1969, (2) the lapse of the 5-year period (or longer period approved by the Commissioner under section 4943(c)(7)) to dispose of holdings acquired by gift or bequest, or (3) the lapse of the 10-, 15-, or 20-year first phase holding period? (Use Schedule C, Form 4720, to determine if the foundation had excess business holdings in 2010.)	3b	N/A
4a	Did the foundation invest during the year any amount in a manner that would jeopardize its charitable purposes?	4a	X
b	Did the foundation make any investment in a prior year (but after December 31, 1969) that could jeopardize its charitable purpose that had not been removed from jeopardy before the first day of the tax year beginning in 2010?	4b	X

BAA

**Part VII-B Statements Regarding Activities for Which Form 4720 May Be Required** (continued)

**5a** During the year did the foundation pay or incur any amount to

(1) Carry on propoganda, or otherwise attempt to influence legislation (section 4945(e))?  Yes  No

(2) Influence the outcome of any specific public election (see section 4955), or to carry on, directly or indirectly, any voter registration drive?  Yes  No

(3) Provide a grant to an individual for travel, study, or other similar purposes?  Yes  No

(4) Provide a grant to an organization other than a charitable, etc, organization described in section 509(a)(1), (2), or (3), or section 4940(d)(2)? (see instructions)  Yes  No

(5) Provide for any purpose other than religious, charitable, scientific, literary, or educational purposes, or for the prevention of cruelty to children or animals?  Yes  No

**b** If any answer is 'Yes' to 5a(1)-(5), did any of the transactions fail to qualify under the exceptions described in Regulations section 53.4945 or in a current notice regarding disaster assistance (see instructions)? 5b N/A

Organizations relying on a current notice regarding disaster assistance check here ▶

**c** If the answer is 'Yes' to question 5a(4), does the foundation claim exemption from the tax because it maintained expenditure responsibility for the grant? N/A  Yes  No

If 'Yes,' attach the statement required by Regulations section 53.4945-5(d)

**6a** Did the foundation, during the year, receive any funds, directly or indirectly, to pay premiums on a personal benefit contract?  Yes  No

**b** Did the foundation, during the year, pay premiums, directly or indirectly, on a personal benefit contract? 6b X

If 'Yes' to 6b, file Form 8870

**7a** At any time during the tax year, was the foundation a party to a prohibited tax shelter transaction?  Yes  No

**b** If yes, did the foundation receive any proceeds or have any net income attributable to the transaction? 7b

**Part VIII Information About Officers, Directors, Trustees, Foundation Managers, Highly Paid Employees, and Contractors**

**1 List all officers, directors, trustees, foundation managers and their compensation (see instructions).**

(a) Name and address	(b) Title and average hours per week devoted to position	(c) Compensation (If not paid, enter -0-)	(d) Contributions to employee benefit plans and deferred compensation	(e) Expense account, other allowances
DAVID J. GUTWETTER 70 GRAND AVE RIVER EDGE, NJ 07661	PRES/TREAS/T 2.00	0.	0.	0.
HESTER BAUSBACK C/O D. GUTWETTER 70 GRAND AVE RIVER EDGE, NJ 07661	VP/TRUSTEE 0	0.	0.	0.
CAREN YEGELWEL C/O D. GUTWETTER 70 GRAND AVE RIVER EDGE,, NJ 07661	Sec./Trustee 0	0.	0.	0.
-----				

**2 Compensation of five highest-paid employees (other than those included on line 1— see instructions). If none, enter 'NONE.'**

(a) Name and address of each employee paid more than \$50,000	(b) Title and average hours per week devoted to position	(c) Compensation	(d) Contributions to employee benefit plans and deferred compensation	(e) Expense account, other allowances
None				
-----				
-----				
-----				
-----				

Total number of other employees paid over \$50,000 ▶ 0

**Part VIII** Information About Officers, Directors, Trustees, Foundation Managers, Highly Paid Employees, and Contractors (continued)

**3** Five highest-paid independent contractors for professional services (see instructions). If none, enter 'NONE'.

(a) Name and address of each person paid more than \$50,000	(b) Type of service	(c) Compensation
None		
-----		
-----		
-----		
-----		
<b>Total</b> number of others receiving over \$50,000 for professional services		<b>0</b>

**Part IX-A** Summary of Direct Charitable Activities

List the foundation's four largest direct charitable activities during the tax year. Include relevant statistical information such as the number of organizations and other beneficiaries served, conferences convened, research papers produced, etc.	Expenses
1 N/A	
-----	
2	
-----	
3	
-----	
4	
-----	

**Part IX-B** Summary of Program-Related Investments (see instructions)

Describe the two largest program-related investments made by the foundation during the tax year on lines 1 and 2	Amount
1 N/A	
-----	
2	
-----	
All other program-related investments See instructions	
3	
-----	
<b>Total.</b> Add lines 1 through 3	<b>0.</b>

BAA

**Part X** Minimum Investment Return (All domestic foundations must complete this part. Foreign foundations, see instructions.)

<b>1</b> Fair market value of assets not used (or held for use) directly in carrying out charitable, etc., purposes		
<b>a</b> Average monthly fair market value of securities	<b>1a</b>	456,857.
<b>b</b> Average of monthly cash balances	<b>1b</b>	32,026.
<b>c</b> Fair market value of all other assets (see instructions)	<b>1c</b>	
<b>d Total</b> (add lines 1a, b, and c)	<b>1d</b>	488,883.
<b>e</b> Reduction claimed for blockage or other factors reported on lines 1a and 1c (attach detailed explanation)	<b>1e</b>	0.
<b>2</b> Acquisition indebtedness applicable to line 1 assets	<b>2</b>	0.
<b>3</b> Subtract line 2 from line 1d	<b>3</b>	488,883.
<b>4</b> Cash deemed held for charitable activities. Enter 1-1/2% of line 3 (for greater amount, see instructions)	<b>4</b>	7,333.
<b>5 Net value of noncharitable-use assets.</b> Subtract line 4 from line 3. Enter here and on Part V, line 4	<b>5</b>	481,550.
<b>6 Minimum investment return.</b> Enter 5% of line 5	<b>6</b>	24,078.

**Part XI** Distributable Amount (see instructions) (Section 4942(j)(3) and (j)(5) private operating foundations and certain foreign organizations check here  and do not complete this part.)

<b>1</b> Minimum investment return from Part X, line 6	<b>1</b>	24,078.
<b>2a</b> Tax on investment income for 2010 from Part VI, line 5	<b>2a</b>	155.
<b>b</b> Income tax for 2010 (This does not include the tax from Part VI)	<b>2b</b>	
<b>c</b> Add lines 2a and 2b	<b>2c</b>	155.
<b>3</b> Distributable amount before adjustments. Subtract line 2c from line 1	<b>3</b>	23,923.
<b>4</b> Recoveries of amounts treated as qualifying distributions	<b>4</b>	
<b>5</b> Add lines 3 and 4	<b>5</b>	23,923.
<b>6</b> Deduction from distributable amount (see instructions)	<b>6</b>	
<b>7 Distributable amount as adjusted.</b> Subtract line 6 from line 5. Enter here and on Part XIII, line 1	<b>7</b>	23,923.

**Part XII** Qualifying Distributions (see instructions)

<b>1</b> Amounts paid (including administrative expenses) to accomplish charitable, etc., purposes.		
<b>a</b> Expenses, contributions, gifts, etc. — total from Part I, column (d), line 26	<b>1a</b>	29,057.
<b>b</b> Program-related investments — total from Part IX-B	<b>1b</b>	
<b>2</b> Amounts paid to acquire assets used (or held for use) directly in carrying out charitable, etc., purposes	<b>2</b>	
<b>3</b> Amounts set aside for specific charitable projects that satisfy the:		
<b>a</b> Suitability test (prior IRS approval required)	<b>3a</b>	
<b>b</b> Cash distribution test (attach the required schedule)	<b>3b</b>	
<b>4 Qualifying distributions.</b> Add lines 1a through 3b. Enter here and on Part V, line 8, and Part XIII, line 4	<b>4</b>	29,057.
<b>5</b> Foundations that qualify under section 4940(e) for the reduced rate of tax on net investment income. Enter 1% of Part I, line 27b (see instructions)	<b>5</b>	155.
<b>6 Adjusted qualifying distributions.</b> Subtract line 5 from line 4	<b>6</b>	28,902.

**Note.** The amount on line 6 will be used in Part V, column (b), in subsequent years when calculating whether the foundation qualifies for the section 4940(e) reduction of tax in those years

**Part XIII** Undistributed Income (see instructions)

	(a) Corpus	(b) Years prior to 2009	(c) 2009	(d) 2010
1 Distributable amount for 2010 from Part XI, line 7				23,923.
2 Undistributed income, if any, as of the end of 2010				
a Enter amount for 2009 only			21,393.	
b Total for prior years 20 __, 20 __, 20 __		0.		
3 Excess distributions carryover, if any, to 2010				
a From 2005				
b From 2006				
c From 2007				
d From 2008				
e From 2009				
f Total of lines 3a through e	0.			
4 Qualifying distributions for 2010 from Part XII, line 4 ▶ \$ 29,057.				
a Applied to 2009, but not more than line 2a			21,393.	
b Applied to undistributed income of prior years (Election required – see instructions)		0.		
c Treated as distributions out of corpus (Election required – see instructions)	0.			
d Applied to 2010 distributable amount				7,664.
e Remaining amount distributed out of corpus	0.			
5 Excess distributions carryover applied to 2010 (If an amount appears in column (d), the same amount must be shown in column (a))	0.			0.
6 Enter the net total of each column as indicated below:				
a Corpus Add lines 3f, 4c, and 4e Subtract line 5	0.			
b Prior years' undistributed income Subtract line 4b from line 2b		0.		
c Enter the amount of prior years' undistributed income for which a notice of deficiency has been issued, or on which the section 4942(a) tax has been previously assessed		0.		
d Subtract line 6c from line 6b Taxable amount – see instructions		0.		
e Undistributed income for 2009 Subtract line 4a from line 2a. Taxable amount – see instructions			0.	
f Undistributed income for 2010 Subtract lines 4d and 5 from line 1 This amount must be distributed in 2011				16,259.
7 Amounts treated as distributions out of corpus to satisfy requirements imposed by section 170(b)(1)(F) or 4942(g)(3) (see instructions)	0.			
8 Excess distributions carryover from 2005 not applied on line 5 or line 7 (see instructions)	0.			
9 Excess distributions carryover to 2011. Subtract lines 7 and 8 from line 6a	0.			
10 Analysis of line 9				
a Excess from 2006				
b Excess from 2007				
c Excess from 2008				
d Excess from 2009				
e Excess from 2010				

**Part XIV Private Operating Foundations** (see instructions and Part VII-A, question 9) N/A

**1 a** If the foundation has received a ruling or determination letter that it is a private operating foundation, and the ruling is effective for 2010, enter the date of the ruling ▶

**b** Check box to indicate whether the foundation is a private operating foundation described in section  4942(j)(3) or  4942(j)(5)

	Tax year	Prior 3 years			(e) Total
	(a) 2010	(b) 2009	(c) 2008	(d) 2007	
<b>2 a</b> Enter the lesser of the adjusted net income from Part I or the minimum investment return from Part X for each year listed					
<b>b</b> 85% of line 2a					
<b>c</b> Qualifying distributions from Part XII, line 4 for each year listed					
<b>d</b> Amounts included in line 2c not used directly for active conduct of exempt activities					
<b>e</b> Qualifying distributions made directly for active conduct of exempt activities Subtract line 2d from line 2c					
<b>3</b> Complete 3a, b, or c for the alternative test relied upon					
<b>a</b> 'Assets' alternative test – enter					
<b>(1)</b> Value of all assets					
<b>(2)</b> Value of assets qualifying under section 4942(j)(3)(B)(i)					
<b>b</b> 'Endowment' alternative test – enter 2/3 of minimum investment return shown in Part X, line 6 for each year listed					
<b>c</b> 'Support' alternative test – enter					
<b>(1)</b> Total support other than gross investment income (interest, dividends, rents, payments on securities loans (section 512(a)(5)), or royalties)					
<b>(2)</b> Support from general public and 5 or more exempt organizations as provided in section 4942(j)(3)(B)(iii)					
<b>(3)</b> Largest amount of support from an exempt organization					
<b>(4)</b> Gross investment income					

**Part XV Supplementary Information (Complete this part only if the organization had \$5,000 or more in assets at any time during the year – see instructions.)**

**1 Information Regarding Foundation Managers:**

**a** List any managers of the foundation who have contributed more than 2% of the total contributions received by the foundation before the close of any tax year (but only if they have contributed more than \$5,000) (See section 507(d)(2) )  
None

**b** List any managers of the foundation who own 10% or more of the stock of a corporation (or an equally large portion of the ownership of a partnership or other entity) of which the foundation has a 10% or greater interest  
None

**2 Information Regarding Contribution, Grant, Gift, Loan, Scholarship, etc, Programs:**

Check here  if the foundation only makes contributions to preselected charitable organizations and does not accept unsolicited requests for funds. If the foundation makes gifts, grants, etc, (see instructions) to individuals or organizations under other conditions, complete items 2a, b, c, and d

**a** The name, address, and telephone number of the person to whom applications should be addressed

See Statement 4

**b** The form in which applications should be submitted and information and materials they should include

See Statement for Line 2a

**c** Any submission deadlines

See Statement for Line 2a

**d** Any restrictions or limitations on awards, such as by geographical areas, charitable fields, kinds of institutions, or other factors

See Statement for Line 2a

**Part VII** Supplementary Information (continued)

**3 Grants and Contributions Paid During the Year or Approved for Future Payment**

Recipient	If recipient is an individual, show any relationship to any foundation manager or substantial contributor	Foundation status of recipient	Purpose of grant or contribution	Amount
Name and address (home or business)				
<p><b>a</b> Paid during the year See Statement 5</p>				
<b>Total</b>			▶ <b>3a</b>	19,550.
<b>b</b> Approved for future payment				
<b>Total</b>			▶ <b>3b</b>	





THE LAPKIN FOUNDATION  
C/O CATANIO, MOSKOWITZ, & GUTWETTER P.C.

13-6112550

**Statement 1**  
**Form 990-PF, Part I, Line 16b**  
**Accounting Fees**

	(a) Expenses per Books	(b) Net Investment Income	(c) Adjusted Net Income	(d) Charitable Purposes
ACCOUNTING & INFORMATION RETURN	\$ 4,000.			\$ 4,000.
Total	<u>\$ 4,000.</u>	<u>\$ 0.</u>	<u>\$ 0.</u>	<u>\$ 4,000.</u>

**Statement 2**  
**Form 990-PF, Part I, Line 16c**  
**Other Professional Fees**

	(a) Expenses per Books	(b) Net Investment Income	(c) Adjusted Net Income	(d) Charitable Purposes
INVESTMENT MANAGEMENT	\$ 4,088.	\$ 4,088.		
Total	<u>\$ 4,088.</u>	<u>\$ 4,088.</u>	<u>\$ 0.</u>	<u>\$ 0.</u>

**Statement 3**  
**Form 990-PF, Part I, Line 23**  
**Other Expenses**

	(a) Expenses per Books	(b) Net Investment Income	(c) Adjusted Net Income	(d) Charitable Purposes
ASSOC. DUES	\$ 495.			\$ 495.
D & O INSURANCE	757.			757.
NJ FILING FEES	30.			30.
NYS DEPT OF CHARITIES	100.			100.
PUBLIC NOTICE	125.			125.
Total	<u>\$ 1,507.</u>	<u>\$ 0.</u>	<u>\$ 0.</u>	<u>\$ 1,507.</u>

**Statement 4**  
**Form 990-PF, Part XV, Line 2a-d**  
**Application Submission Information**

Name of Grant Program:

Name: LAPKIN FOUNDATION  
Care Of: DAVID GUTWETTER  
Street Address: 70 GRAND AND STE 105  
City, State, Zip Code: RIVER EDGE, NJ 07661  
Telephone: 201-487-5000

Form and Content:

A BRIEF LETTER STATING THE REASON FOR THE REQUEST OR PROPOSED USE OF THE FUNDS, INCLUDING A COPY OF THE MOST RECENT IRS DETERMINATION LETTER

Submission Deadlines:

NO SUBMISSION DEADLINES

Restrictions on Awards:

ONLY GRANTS TO OTHER 501(C)(3) ORGANIZATIONS, FOR SCIENTIFIC, RELIGIOUS, EDUCATION, PUBLIC SUPPORT, AND SIMILAR PURPOSES.

THE LAPKIN FOUNDATION  
C/O CATANIO, MOSKOWITZ, & GUTWETTER P.C.

13-6112550

Statement 5  
Form 990-PF, Part XV, Line 3a  
Recipient Paid During the Year

<u>Name and Address</u>	<u>Donee Relationship</u>	<u>Found- ation Status</u>	<u>Purpose of Grant</u>	<u>Amount</u>
THE GLEN ROCK JEWISH CTR 682 HARRISTOWN RD GLEN ROCK,, NJ 07452		PUB CH	FOR GENERAL OPERATING PURPOSES AND FUNDS WERE ALSO DONATED TO FUND THE PURCHASE A TORAH	\$ 5,800.
THE NATION INSTITUTE 116 EAST 16TH ST 8TH FL NEW YORK,, NY 10003		PUB CH	TO SUPPORT ISSUES OF THE ORGANIZATION SUCH AS FREE SPEECH AND FREEDOM OF THE PRESS.	4,000.
NATIONAL MULTIPLE SCLEROSIS ALLEGHENY DIST. 506 3RD AVE DUNCANSVILLE,, PA 16635		PUB.CH	GENERAL SUPPORT FOR THE ORGANIZATION TO CONDUCT RESEARCH INTO CURES	250.
GLEN ROCK PUBLIC LIBRARY 315 ROCK ROAD GLEN ROCK, NEW JERSEY 07452,		GOV'T	TO ADD TO THE VOLUME OF THE LIBRARY BOOKS	5,000.
GLEN ROCK HIGH SCHOOL THEATRE COMPANY 400 HAMILTON AVE GLEN ROCK, NJ 07452		GOVT	TO PURCHASE EQUIPMENT FOR HIGH SCHOOL THEATRE PRODUCTIONS	1,500.
LONG MEMORIAL SCHOOL, SADDLE BROOK 260 FLORAL LANE SADDLE BROOK, NJ 07663		GOVT	TO PURCHASE LIBRARY BOOKS FOR THE STUDENTS	2,000.
URJ EISNER AND CRANE LAKE CAMPS 56 RIDGEWOOD ROAD WASHINGTON TWP, NJ 07676			TO PROVIDE CAPITAL FUNDS TO BUILD CAMP CABINS	1,000.
Total \$				<u>19,550.</u>



UBS Financial Services Inc  
61 SOUTH PARAMUS ROAD  
2ND FLOOR  
PARAMUS NJ 07652-1238

CPZ6001191417 1210 X2 HK 0

# Business Services Account

December 2010


00004902 05 AT 1.222 05 TR 00069 B601F033 010000 edg  
LAPKIN FOUNDATION  
C/O CATANIO MOSKOWITZ  
GLUTWETTER  
70 GRAND AVENUE  
RIVER EDGE NJ 07661-1935



**Account name:** LAPKIN FOUNDATION  
C/O CATANIO MOSKOWITZ

**Account type:** PACE Multi

**Account number:** HK 19813 CM



**Your Financial Advisor:**

CAGAN / SUDOL

Phone: 201-845-4415/800-698-2707

**Questions about your statement?**

Call your Financial Advisor or the  
ResourceLine at 800-762-1000,  
account 063019813.

**Visit our website:**

[www.ubs.com/financialservices](http://www.ubs.com/financialservices)

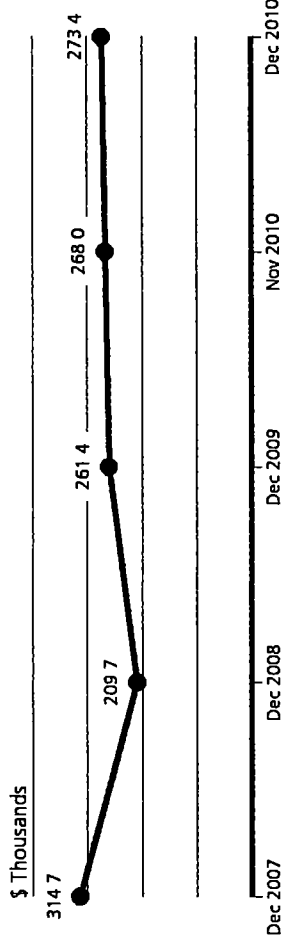
**Items for your attention**

- ▶ If you use UBS Online Services, consider changing your User Name and Password regularly to protect your personal data
- Not enrolled? Go to [ubs.com/online-services](http://ubs.com/online-services).

## Value of your account

	on November 30 (\$)	on December 31 (\$)
Your assets	268,044.82	273,440.12
Your liabilities	0.00	0.00
<b>Value of your account</b>	<b>\$268,044.82</b>	<b>\$273,440.12</b>

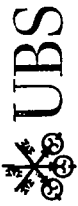
## Tracking the value of your account



**Sources of your account growth during 2010**

Value of your account at year end 2009	\$261,410.90
Net deposits and withdrawals	-\$3,959.69
Your investment return*	
Dividend and interest income	\$5,974.82
Change in market value	\$10,014.09
<b>Value of your account on Dec 31, 2010</b>	<b>\$273,440.12</b>





Account name:  
Account number:

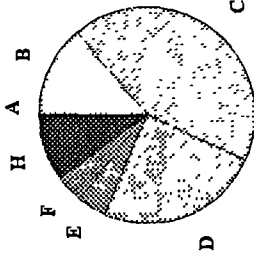
LAPKIN FOUNDATION  
HK 19813 CM

## Your account balance sheet

### Summary of your assets

	Value on December 31 (\$)	Percentage of your account
<b>A</b> Cash and money balances	8 54	0.00%
<b>B</b> Cash alternatives	37,701 08	13.79%
<b>C</b> Equities	117,624.61	43.02%
<b>D</b> Fixed income	67,256 49	24 59%
<b>E</b> Alternative strategies	11,704 46	4 28%
<b>F</b> Broad commodities	11,343 20	4 15%
<b>G</b> Real estate	0.00	0.00%
<b>H</b> Other	27,801 74	10 17%
<b>Total assets</b>	<b>\$273,440.12</b>	<b>100.00%</b>

### Your current asset allocation



### Value of your account

**\$273,440.12**

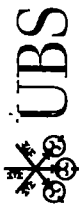
### Eye on the markets

Index	Percentage change	
	December 2010	Year to date
S&P 500	6.78%	15 16%
Russell 3000	6.78%	16.93%
MSCI - Europe, Australia & Far East	8 11%	8.21%
Barclays Capital Aggregate Bond Index 10+ Yrs	-2 13%	9 38%

### Interest rates on December 31, 2010

3-month Treasury bills: 0.12%

One-month LIBOR: 0.26%



Business Services Account  
December 2010

Account name:  
Account type:  
Account number:

LAPKIN FOUNDATION  
PACE Multi  
HK 19813 CM

Your Financial Advisor:  
CAGAN / SUDOL  
201-845-4415/800-698-2707

## Change in the value of your account

	December 2010 (\$)	Year to date (\$)
<b>Opening account value</b>	<b>\$268,044.82</b>	<b>\$261,410.90</b>
Withdrawals and fees, including investments transferred out	-1.61	-3,959.69
Dividend and interest income	1,874.28	5,974.82
Change in market value	3,522.63	10,014.09
<b>Closing account value</b>	<b>\$273,440.12</b>	<b>\$273,440.12</b>

## Dividend and interest income earned

For purposes of this statement, taxability of interest and dividend income has been determined from a US tax reporting perspective. Based upon the residence of the account holder, account type, or product type, some interest and/or dividend payments may not be subject to United States (US) and/or Puerto Rico (PR) income taxes. The client monthly statement is not intended to be used and cannot be relied upon for tax purposes. Clients should refer to the applicable tax reporting forms they receive from UBS annually, such as the Forms 1099 and the Forms 480, for tax reporting information. It is the practice of UBS to file the applicable tax reporting forms with the US Internal Revenue Service and PR Treasury Department, and in such forms accurately classify dividends and/or interest as tax exempt or taxable income. Please consult your individual tax preparer.

	December 2010 (\$)	Year to date (\$)
Taxable dividends	1,874.28	5,974.81
<b>Total current year</b>	<b>\$1,874.28</b>	<b>\$5,974.81</b>
Prior year adjustment	0.00	0.01
<b>Total dividend &amp; interest</b>	<b>\$1,874.28</b>	<b>\$5,974.82</b>

## Summary of gains and losses

Values reported below exclude products for which gains and losses are not classified

	Realized gains and losses		Unrealized gains and losses (\$)
	December 2010 (\$)	Year to date (\$)	
Short term	41.48	13,080.47	9,194.07
Long term	0.00	-5,421.23	0.00
<b>Total</b>	<b>\$41.48</b>	<b>\$7,659.24</b>	<b>\$9,194.07</b>

## Cash activity summary

See the section *Account activity this month* for details. UBS Bank USA deposit account balances are included in the *opening and closing balances* value, are insured by the FDIC within applicable limits, but are not protected by SIPC. See *Important information about your statement* at the end of this document for details about those balances.

	December 2010 (\$)	Year to date (\$)
<b>Opening balances</b>	<b>\$0.00</b>	<b>\$10,584.67</b>
<i>Additions</i>		
Dividend and interest income	1,874.28	5,974.82
Proceeds from investment transactions	39,858.96	461,406.14
<b>Total additions</b>	<b>\$41,733.24</b>	<b>\$467,380.96</b>
<i>Subtractions</i>		
Professional management fees and related services	0.00	-3,932.60
Other fees	-0.09	-5.85
Other funds debited	-1.52	-21.24
Funds withdrawn for investments bought	-41,723.09	-473,997.40
<b>Total subtractions</b>	<b>-\$41,724.70</b>	<b>-\$477,957.09</b>
<b>Net cash flow</b>	<b>\$8.54</b>	<b>-\$10,576.13</b>
<b>Closing balances</b>	<b>\$8.54</b>	<b>\$8.54</b>





LAPKIN FOUNDATION  
HK 19813 CM

Account name:  
Account number:

## Withholdings and tax summary

	December 2010 (\$)	Year to date (\$)
Foreign taxes paid	-1 52	-21.24

## Your investment objectives:

You have identified the following investment objectives for this account. If you have questions about these objectives, disagree with them, or wish to change them, please contact your Financial Advisor or Branch Manager. You can find a full description of the alternative investment objectives in *Important information about your statement* at the end of this document

**Your return objective:**

Capital appreciation

**Your risk profile:**

Primary - Aggressive/Speculative  
Secondary - None selected

**Your PACE investment objectives:**

Your PACE return objective:

Income and capital appreciation

Your PACE risk profile:

Moderately aggressive



Business Services Account  
December 2010

Account name:  
Account type:  
Account number:

LAPKIN FOUNDATION  
PACE Multi  
HK 19813 CM

Your Financial Advisor:  
CAGAN / SUDOL  
201-845-4415/800-698-2707

## Your PACE assets

Some prices, income and current values shown may be approximate. As a result, gains and losses may not be accurately reflected. Gains and losses for zero-coupon investments are not shown. See important information about your statement at the end of this document for more information.

Investment return is the current value minus the amount you invested. It does not include any cash dividends that were not reinvested.

Total reinvested is the total of all reinvested dividends. It does not include any cash dividends. It is not a tax lot for the purposes of determining holding periods or cost basis. The shares you receive each time you reinvest dividends become a separate tax lot.

Cost basis is the total purchase cost of the security, including reinvested dividends. The cost basis may need to be adjusted for return of capital payments in order to determine the adjusted cost basis for tax reporting purposes.

Unrealized gain or loss is the difference between the current value and the cost basis. The unrealized gain or loss may need to be adjusted for return of capital payments in order to determine the realized gain or loss for tax reporting purposes.

### Cash alternatives

Holding	Number of shares	Purchase price per share (\$)	Client investment (\$)	Cost basis (\$)	Price per share on Dec 31 (\$)	Value on Dec 31 (\$)	Unrealized gain or loss (\$)	Investment return (\$)	Holding period
PACE MONEY MARKET INVESTMENTS FUND CLASS P									
Trade date: May 7, 10	8,803.300	1,000	8,803.30	8,803.30	1,000	8,803.30			ST
Trade date: May 19, 10	28,893.600	1,000	28,893.60	28,893.60	1,000	28,893.60			ST
Total reinvested	4,180	1,000	4,180	4,180	1,000	4,180			
Security total	37,701.080		37,696.90	37,701.08		37,701.08		4.18	

### Equities

Holding	Number of shares	Purchase price per share (\$)	Client investment (\$)	Cost basis (\$)	Price per share on Dec 31 (\$)	Value on Dec 31 (\$)	Unrealized gain or loss (\$)	Investment return (\$)	Holding period
FIRST AMERICAN EQUITY INCOME FUND CLASS A Symbol: FFEIX									
Trade date: Jan 8, 10	708.782	11,860	8,406.15	8,406.15	13,220	9,370.09	963.94		ST
Trade date: May 7, 10	19,170	11,680	223.90	223.90	13,220	253.43	29.53		ST
Total reinvested	22,127	12,166	269.20	269.20	13,220	292.52	23.32		
EAI \$227 Current yield 2.29%									
Security total	750,079		8,630.05	8,899.25		9,916.04	1,016.79	1,285.99	

HARTFORD CAPITAL APPRECIATION II FUND CLASS A



continued next page



Account name: LARKIN FOUNDATION  
 Account number: HK 19813 CM

Your PACE assets • Equities (continued)

Holding	Number of shares	Purchase price per share (\$)	Client investment (\$)	Cost basis (\$)	Price per share on Dec 31 (\$)	Value on Dec 31 (\$)	Unrealized gain or loss (\$)	Investment return (\$)	Holding period
<b>MILLER CONVERTIBLE FUND</b>									
CLASS A									
Symbol: MCFAX									
Trade date: Jan 8, 10	752,546	12.330	9,278.89	9,278.89	13.960	10,505.54	1,226.65		ST
Trade date: May 7, 10	56,768	11.700	664.18	664.18	13.960	792.48	128.30		ST
Security total	809,314		9,943.07	9,943.07		11,298.02	1,354.95	1,354.95	
<b>NEUBERGER BERMAN EQUITY INCOME FUND CLASS A</b>									
Symbol: NBHAX									
Trade date: Jan 8, 10	916,729	9.830	9,011.45	9,011.45	10.900	9,992.34	980.89		ST
Trade date: Feb 9, 10	28,015	9.280	259.98	259.98	10.900	305.36	45.38		ST
Trade date: Dec 2, 10	25,416	10.790	274.24	274.24	10.900	277.03	2.79		ST
Total reinvested	48,214	10.204	491.98	491.98	10.900	525.53	33.55		
EAI: \$452 Current yield: 4.07%									
Security total	1,018,374		9,545.67	10,037.65		11,100.27	1,062.61	1,554.59	
<b>R S VALUE FUND CLASS A</b>									
Symbol: RSVAX									
Trade date: Jan 8, 10	298,536	21.760	6,496.14	6,496.14	25.910	7,735.06	1,238.92		ST
Trade date: Feb 9, 10	8,657	20.520	177.64	177.64	25.910	224.30	46.66		ST
Trade date: May 7, 10	1,808	22.030	39.83	39.83	25.910	46.85	7.02		ST
Trade date: Dec 2, 10	20,894	24.910	520.48	520.48	25.910	541.36	20.88		ST
EAI: \$12 Current yield: 0.14%									
Security total	329,895		7,234.09	7,234.09		8,547.57	1,313.48	1,313.48	
<b>ROYCE SPECIAL EQUITY FD</b>									
Symbol: RYSEX									
Trade date: Jan 8, 10	373,398	17.870	6,672.62	6,672.62	20.870	7,792.81	1,120.19		ST

continued next page



Business Services Account  
December 2010

Account name: LARKIN FOUNDATION  
Account type: PACE Multi  
Account number: HK 19813 CM

Your Financial Advisor:  
CAGAN / SUDOL  
201-845-4415/800-698-2707

Your PACE assets • Equities (continued)

Holding	Number of shares	Purchase price per share (\$)	Client investment (\$)	Cost basis (\$)	Price per share on Dec 31 (\$)	Value on Dec 31 (\$)	Unrealized gain or loss (\$)	Investment return (\$)	Holding period
Trade date: May 7, 10	2,668	18 100	48 29	48 29	20 870	55 68	7 39		ST
Trade date: Dec 2, 10	23,598	20,430	482.11	482.11	20 870	492.49	10.38		ST
Total reinvested	1,192	20 679		24 65	20 870	24 88	0.23		
EAI \$25 Current yield: 0.30%									
Security total	400,856		7,203.02	7,227.67		8,365.86	1,138.19	1,162.84	
STADION MANAGED									
PORTFOLIO FUND CLASS A									
Symbol: ETRFX									
Trade date: Feb 9, 10	1,822,492	9 150	16,675.80	16,675.80	10 290	18,753.44	2,077.64		ST
Trade date: Mar 30, 10	1,402,481	9,650	13,533.94	13,533.94	10 290	14,431.53	897.59		ST
Trade date: Dec 2, 10	1,550,701	10,170	15,770.63	15,770.63	10 290	15,956.71	186.08		ST
Security total	4,775,674		45,980.37	45,980.37		49,141.68	3,161.31	3,161.31	
<b>PACE portfolio total</b>			<b>\$107,386.42</b>	<b>\$108,539.55</b>		<b>\$117,624.61</b>	<b>\$9,085.05</b>	<b>\$10,238.19</b>	
Total estimated annual income:									\$1,325

Fixed income

Holding	Number of shares	Purchase price per share (\$)	Client investment (\$)	Cost basis (\$)	Price per share on Dec 31 (\$)	Value on Dec 31 (\$)	Unrealized gain or loss (\$)	Investment return (\$)	Holding period
DELAWARE LIMITED-TERM									
DIVERSIFIED INCOME FUND									
CLA									
Symbol: DTRIX									
Trade date: Jan 8, 10	1,086,401	8 940	9,712.42	9,712.42	8 920	9,690.69	-21.73		ST
Trade date: Mar 30, 10	72,803	8 970	653.04	653.04	8 920	649.40	-3.64		ST
Total reinvested	46,632	8 960		417.83	8 920	415.96	-1.87		
EAI: \$296 Current yield: 2.75%									
Security total	1,205,836		10,365.46	10,783.29		10,756.05	-27.24	390.59	
EATON VANCE GLOBAL MACRO									
ABSOLUTE RETURN									
FUND A									
Symbol: EAGMX									
Trade date: Jan 8, 10	1,470,725	10 360	15,236.71	15,236.71	10 280	15,119.04	-117.67		ST



continued next page



Account name: LAPKIN FOUNDATION  
 Account number: HK 19813 CM

Your PACE assets • Fixed income (continued)

Holding	Number of shares	Purchase price per share (\$)	Client investment (\$)	Cost basis (\$)	Price per share on Dec 31 (\$)	Value on Dec 31 (\$)	Unrealized gain or loss (\$)	Investment return (\$)	Holding period
Total reinvested	94,200	10,365		976,41	10,280	968,38	-8,03		
EAI \$824 Current yield 5.12%								850,71	
Security total	1,564,925		15,236,71	16,213,12		16,087,42	-125,70		
GOLDMAN SACHS STRATEGIC INCOME CL A									
Symbol: GSZAX									
Trade date: Oct 13, 10	2,083,298	10,120	21,082,98	21,082,98	10,080	20,999,64	-83,34		ST
Trade date: Dec 2, 10	47,819	10,110	483,45	483,45	10,080	482,02	-1,43		ST
Total reinvested	10,271	10,095		103,69	10,080	103,53	-0,16		
EAI \$409 Current yield 1.89%									
Security total	2,141,388		21,566,43	21,670,12		21,585,19	-84,93	18,76	
SENTINEL SHORT MATURITY GOVERNMENT FUND CL A									
Symbol: SSIGX									
Trade date: May 26, 10	1,989,337	9,300	18,500,83	18,500,83	9,240	18,381,46	-119,37		ST
Trade date: Jun 8, 10	12,308	9,320	114,71	114,71	9,240	113,73	-0,98		ST
Total reinvested	36,000	9,316		335,41	9,240	332,64	-2,77		
EAI \$497 Current yield 2.64%									
Security total	2,037,645		18,615,54	18,950,95		18,827,83	-123,12	212,29	
<b>PACE portfolio total</b>			<b>\$65,784.14</b>	<b>\$67,617.48</b>		<b>\$67,256.49</b>	<b>-\$360.99</b>	<b>\$1,472.35</b>	
Total estimated annual income:								\$2,026	

Alternative strategies

Holding	Number of shares	Purchase price per share (\$)	Client investment (\$)	Cost basis (\$)	Price per share on Dec 31 (\$)	Value on Dec 31 (\$)	Unrealized gain or loss (\$)	Investment return (\$)	Holding period
FEDERATED PRUDENT BEAR FUND CLASS A									
Symbol: BEARX									
Trade date: Jun 8, 10	2,355,204	5,500	12,953,62	12,953,62	4,730	11,140,11	-1,813,51		ST
Trade date: Dec 2, 10	119,312	4,840	577,47	577,47	4,730	564,35	-13,12		ST
Security total	2,474,516		13,531,09	13,531,09		11,704,46	-1,826,63	-1,826,63	



Business Services Account  
December 2010

LAPKIN FOUNDATION  
PACE Multi  
HK 19813 CM

Your Financial Advisor:  
CAGAN / SUDOL  
201-845-4415/800-698-2707

Your PACE assets (continued)

**Broad commodities**

Holding	RYDEXGILUS	Number of shares	Purchase price per share (\$)	Client investment (\$)	Cost basis (\$)	Price per share on Dec 31 (\$)	Value on Dec 31 (\$)	Unrealized gain or loss (\$)	Investment return (\$)	Holding period
COMMODITIES STRATEGY CLASS A										
Symbol: RYLBX										
Trade date: May 26, 10		317,866	23.570	7,492.10	7,492.10	25.780	8,194.59	702.49		ST
Trade date: Jun 8, 10		11,435	23.660	270.55	270.55	25.780	294.79	24.24		ST
Trade date: Dec 2, 10		78,692	26.190	2,084.56	2,084.56	25.780	2,028.68	-55.88		ST
Total reinvested		32,007	24.899	796.97	796.97	25.780	825.14	28.17		
Security total		440,000		9,847.21	10,644.18		11,343.20	699.02	1,495.99	

**Other**

Holding	BLACKROCK GLOBAL ALLOCATION FUND INC A	Number of shares	Purchase price per share (\$)	Client investment (\$)	Cost basis (\$)	Price per share on Dec 31 (\$)	Value on Dec 31 (\$)	Unrealized gain or loss (\$)	Investment return (\$)	Holding period
Symbol: MDLOX										
Trade date: Jan 8, 10		1,324,745	18.300	24,242.83	24,242.83	19.420	25,726.54	1,483.71		ST
Trade date: Feb 9, 10		19,269	17.350	334.31	334.31	19.420	374.20	39.89		ST
Trade date: Mar 30, 10		6,444	18.170	117.08	117.08	19.420	125.14	8.06		ST
Trade date: May 7, 10		21,759	17.460	379.91	379.91	19.420	422.56	42.65		ST
Trade date: Dec 2, 10		42,604	19.150	815.87	815.87	19.420	827.37	11.50		ST
Total reinvested		16,783	18.716	314.12	314.12	19.420	325.93	11.81		
EAI \$319 Current yield: 1.15%										
Security total		1,431,604		25,890.00	26,204.12		27,801.74	1,597.62	1,911.74	

**Your assets not enrolled in PACE**

Some prices, income and current values shown may be approximate. As a result, gains and losses may not be accurately reflected. See *Important information about your statement* at the end of this document for more information.





Account name: LARKIN FOUNDATION  
 Account number: HK 19813 CM

Your assets not enrolled in PACE (continued)

**Cash**

**Cash and money balances**

Holding	Opening balance on Dec 1 (\$)	Closing balance on Dec 31 (\$)	Price per share on Dec 31 (\$)	Average rate	Dividend/interest period	Days in period
RMA GOVERNMENT PORTFOLIO	0 00	8 54	1 00	0 01%	Nov 23 to Dec 26	34

**Your total assets**

	Value on Dec 31 (\$)	Percentage of your account	Cost basis (\$)	Estimated annual income (\$)	Unrealized gain or loss (\$)
<b>Cash</b>	<b>8.54</b>		<b>8.54</b>		
<b>Cash and money balances</b>					
Cash alternatives	37,701.08	13.79%	37,701.08		
Equities	117,624.61	43.02%	108,539.55	1,325.00	9,085.05
Fixed income	67,256.49	24.59%	67,617.48	2,026.00	-360.99
Alternative strategies	11,704.46	4.28%	13,531.09		-1,826.63
Broad commodities	11,343.20	4.15%	10,644.18		699.02
Other	27,801.74	10.17%	26,204.12	319.00	1,597.62
<b>Total</b>	<b>\$273,440.12</b>	<b>100.00%</b>	<b>\$264,246.04</b>	<b>\$3,670.00</b>	<b>\$9,194.07</b>
<b>Your total PACE assets**</b>	<b>\$273,431.58</b>	<b>100.00%</b>	<b>\$264,237.50</b>	<b>\$3,670.00</b>	<b>\$9,194.07</b>

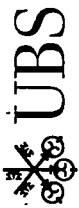
\*\* Your total PACE assets are included in the Total reported above

**Account activity this month**

For more information about the price/value shown for restricted securities, see *Important information about your statement* at the end of this document

Date	Activity	Description	Your expense code	Quantity/Face value	Price/Value (\$)	Cash amount (\$)	Cash and money balance (\$)
<b>Nov 30</b>		<b>Cash and money balance</b>					<b>\$0.00</b>
Dec 1	Dividend	EATON VANCE GLOBAL MACRO ABSOLUTE RETURN FUND A AS OF 11/30/10				87.60	
Dec 1	Reinvestment	EATON VANCE GLOBAL MACRO ABSOLUTE RETURN FUND A DIVIDEND REINVESTED AT 10.33 NAV ON 11/30/10 AS OF 11/30/10		8 480		-87.60	
Dec 2	Dividend	GOLDMAN SACHS STRATEGIC INCOME CL A AS OF 11/30/10				43.91	

continued next page



Business Services Account  
December 2010

Account name: LARKIN FOUNDATION  
Account type: PACE Multi  
Account number: HK 19813 CM

Your Financial Advisor:  
CAGAN / SUDOL  
201-845-4415/800-698-2707

Account activity this month (continued)

Date	Activity	Description	Your expense code	Quantity/ Face value	Price/Value (\$)	Cash amount (\$)	Cash and money balance (\$)
Dec 2	Reinvestment	GOLDMAN SACHS STRATEGIC INCOME CL A DIVIDEND REINVESTED AT 10.14 NAV ON 11/30/10 AS OF 11/30/10		4 330		-43 91	
Dec 3	Sold	PACE MONEY MARKET INVESTMENTS FUND CLASS P REBALANCE BATCH # HK-664579		-24,045 230	1 000	24,045.23	
Dec 3	Bought	FEDERATED PRUDENT BEAR FUND CLASS A FBOID 03362505907 REBALANCE BATCH # HK-664579		119 312	4 840	-577.47	
Dec 3	Bought	NEUBERGER BERMAN EQUITY INCOME FUND CLASS A FBOID 03362505964 REBALANCE BATCH # HK-664579		25 416	10.790	-274.24	
Dec 3	Sold	EATON VANCE GLOBAL MACRO ABSOLUTE RETURN FUND A FBOID 03362505915 REBALANCE BATCH # HK-664579		-726 108	10.310	7,486.17	
Dec 3	Bought	STADION MANAGED PORTFOLIO FUND CLASS A FBOID 03362506038 REBALANCE BATCH # HK-664579		1,550 701	10.170	-15,770.63	
Dec 3	Bought	MILLER CONVERTIBLE FUND CLASS A FBOID 03362505899 REBALANCE BATCH # HK-664579		1,672.595	11 270	-18,850.15	
Dec 3	Bought	RYDEX/SGL US COMMODITIES STRATEGY CLASS A FBOID 03362505923 REBALANCE BATCH # HK-664579		78 692	26 490	-2,084.56	
Dec 3	Bought	GOLDMAN SACHS STRATEGIC INCOME CL A FBOID 03362505980 REBALANCE BATCH # HK-664579		47 819	10.110	-483.45	
Dec 3	Sold	FIRST AMERICAN EQUITY INCOME FUND CLASS A FBOID 03362505931 REBALANCE BATCH # HK-664579		-91 103	12 850	1,170.67	
Dec 3	Bought	R S VALUE FUND CLASS A FBOID 03362506012 REBALANCE BATCH # HK-664579		20 894	24 910	-520.48	
Dec 3	Sold	HARTFORD CAPITAL APPRECIATION II FUND CLASS A FBOID 03362505956 REBALANCE BATCH # HK-664579		-2 208	13 510	29.83	
Dec 3	Bought	ROYCE SPECIAL EQUITY FD FBOID 03362505998 REBALANCE BATCH # HK-664579		23 598	20.430	-482.11	
Dec 3	Bought	BLACKROCK GLOBAL ALLOCATION FUND INC A FBOID 03362505949 REBALANCE BATCH # HK-664579		42 604	19.150	-815.87	

continued next page



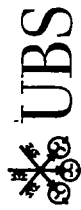


Account name: LAPKIN FOUNDATION  
 Account number: HK 19813 CM

Account activity this month (continued)

Date	Activity	Description	Your expense code	Quantity/ Face value	Price/Value (\$)	Cash amount (\$)	Cash and money balance (\$)
Dec 3	Sold	DELAWARE LIMITED-TERM DIVERSIFIED INCOME FUND CL A FBOID 03362505972 REBALANCE BATCH # HK-664579		-278 619	8 940	2,490 85	
Dec 3	Sold	SENTINEL SHORT MATURITY GOVERNMENT FUND CL A FBOID 03362506020 REBALANCE BATCH # HK-664579		-500 131	9 270	4,636 21	
Dec 10	St Cap Gain	PACE MONEY MARKET INVESTMENTS FUND CLASS P SHORT TERM CAPITAL GAIN AS OF 12/09/10				14	
Dec 10	Reinvestment	PACE MONEY MARKET INVESTMENTS FUND CLASS P ST CAP GAINS REINVESTED AT 1 00 NAV ON 12/09/10 AS OF 12/09/10		0.140		- 14	
Dec 13	Dividend	ROYCE SPECIAL EQUITY FD AS OF 12/09/10				24 66	
Dec 13	Reinvestment	ROYCE SPECIAL EQUITY FD DIVIDEND REINVESTED AT 20 68 NAV ON 12/09/10 AS OF 12/09/10		1 192		-24 66	
Dec 14	Dividend	RYDEX/S&I US COMMODITIES STRATEGY CLASS A AS OF 12/13/10				796 98	
Dec 14	Reinvestment	RYDEX/S&I US COMMODITIES STRATEGY CLASS A DIVIDEND REINVESTED AT 24 90 NAV ON 12/13/10 AS OF 12/13/10		32 007		-796.98	
Dec 16	Lt Cap Gain	MILLER CONVERTIBLE FUND CLASS A LONG TERM CAPITAL GAIN AS OF 12/15/10				50.18	
Dec 16	Dividend	MILLER CONVERTIBLE FUND CLASS A AS OF 12/15/10				317.12	
Dec 16	Reinvestment	MILLER CONVERTIBLE FUND CLASS A LT CAP GAINS REINVESTED AT 11.16 NAV ON 12/15/10 AS OF 12/15/10		4.496		-50.18	
Dec 16	Reinvestment	MILLER CONVERTIBLE FUND CLASS A DIVIDEND REINVESTED AT 11 16 NAV ON 12/15/10 AS OF 12/15/10		28 416		-317 12	
Dec 17	Lt Cap Gain	GOLDMAN SACHS STRATEGIC INCOME CL A LONG TERM CAPITAL GAIN AS OF 12/16/10				17 53	
Dec 17	St Cap Gain	GOLDMAN SACHS STRATEGIC INCOME CL A SHORT TERM CAPITAL GAIN AS OF 12/16/10				23 94	
Dec 17	Reinvestment	GOLDMAN SACHS STRATEGIC INCOME CL A LT CAP GAINS REINVESTED AT 10 04 NAV ON 12/15/10 AS OF 12/16/10		1 746		-17.53	
Dec 17	Reinvestment	GOLDMAN SACHS STRATEGIC INCOME CL A ST CAP GAINS REINVESTED AT 10 04 NAV ON 12/15/10 AS OF 12/16/10		2.384		-23.94	

continued next page



Business Services Account  
December 2010

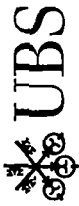
Account name: LARKIN FOUNDATION  
Account type: PACE Multi  
Account number: HK 19813 CM

Your Financial Advisor:  
CAGAN / SUDOL  
201-845-4415/800-698-2707

Account activity this month (continued)

Date	Activity	Description	Your expense code	Quantity/ Face value	Price/Value (\$)	Cash amount (\$)	Cash and money balance (\$)	
Dec 21	Dividend	NEUBERGER BERMAN EQUITY INCOME FUND CLASS A AS OF 12/17/10				136.65		
Dec 21	Reinvestment	NEUBERGER BERMAN EQUITY INCOME FUND CLASS A DIVIDEND REINVESTED AT 10.66 NAV ON 12/17/10 AS OF 12/17/10		12 819		-136.65		
Dec 21	Dividend	BLACKROCK GLOBAL ALLOCATION FUND INC A				238.00		
Dec 21	Reinvestment	BLACKROCK GLOBAL ALLOCATION FUND INC A DIVIDEND REINVESTED AT 19.10 NAV ON 12/20/10		12 461		-238.00		
Dec 23	Dividend	DELAWARE LIMITED-TERM DIVERSIFIED INCOME FUND CL A AS OF 12/22/10				23.42		
Dec 23	Reinvestment	DELAWARE LIMITED-TERM DIVERSIFIED INCOME FUND CL A DIVIDEND REINVESTED AT 8.92 NAV ON 12/22/10 AS OF 12/22/10		2 626		-23.42		
Dec 29	Fee	EMBRAER AIRCRAFT CORP **NAME CHANGE 12/2010** ADR AS OF 12/27/10				-.09		
Dec 29	Foreign Tax Withheld	EMBRAER AIRCRAFT CORP **NAME CHANGE 12/2010** ADR AS OF 12/27/10				-1.52		
Dec 29	Foreign Dividend	EMBRAER AIRCRAFT CORP **NAME CHANGE 12/2010** ADR AS OF 12/27/10				10.15		
Dec 29	Dividend	SENTINEL SHORT MATURITY GOVERNMENT FUND CLASS A				38.64		
Dec 29	Reinvestment	SENTINEL SHORT MATURITY GOVERNMENT FUND CLASS A DIVIDEND REINVESTED AT 9.23 NAV ON 12/22/10		4 186		-38.64	8.54	
Dec 30	Dividend	PACE MONEY MARKET INVESTMENTS FUND CLASS P AS OF 12/29/10				.60		
Dec 30	Reinvestment	PACE MONEY MARKET INVESTMENTS FUND CLASS P DIVIDEND REINVESTED AT 1.00 NAV ON 12/29/10 AS OF 12/29/10		0 600		-.60	8.54	
Dec 31	Dividend	FIRST AMERICAN EQUITY INCOME FUND CLASS A AS OF 12/30/10				64.76		
Dec 31	Reinvestment	FIRST AMERICAN EQUITY INCOME FUND CLASS A DIVIDEND REINVESTED AT 13.23 NAV ON 12/29/10 AS OF 12/30/10		4,895		-64.76	8.54	
Dec 31	Closing cash and money balance						\$8.54	
	Proceeds from investment transactions						\$39,858.96	
	Funds used for investment transactions						-\$41,723.09	





Account name: LARKIN FOUNDATION  
 Account number: HK 19813 CM

Account activity this month (continued)

Date	Activity	Description	Amount (\$)
Nov 30	Balance forward		\$0.00
Dec 30	Bought	RMA GOVERNMENT PORTFOLIO	8.54
Dec 31	Closing RMA Government Portfolio		\$8.54

The RMA U S Government Portfolio is your primary sweep option

Realized gains and losses

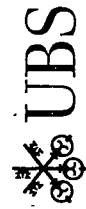
The estimated realized gains and losses shown below are not for tax purposes. Please note that gain or loss recognized on the sale or redemption of certain Structured Products, like Contingent Debt Securities, may be ordinary, and not capital, gain or loss. Please check with your tax advisor. To calculate gains and losses, we liquidate the oldest security lot first. This is known as the first-in, first-out or FIFO accounting method. We use this method unless you specified which tax lot to close when you placed your order. This is known as a versus purchases or VSP order. See *Important information about your statement* at the end of this document for more information. We may not adjust gains and losses for all capital changes.

We automatically adjust cost basis for tax-exempt and AMT coupon municipal securities for estimated amortization of bond premiums and for accreted OID for securities issued at a discount. If you requested that UBS adjust cost basis for the bond premium amortization on taxable debt securities then cost basis reflected for these securities has been adjusted. Estimates in the *Unclassified* section can not be classified as short term or long term because information is missing, or the product is one in which the gain/loss calculation is not provided.

Short-term capital gains and losses

Security description	Method	Quantity or face value (\$)	Purchase date	Sale date	Sale amount (\$)	Purchase amount (\$)	Loss (\$)	Gain (\$)	Net gain or loss (\$)
DELAWARE LIMITED-TERM DIVERSIFIED INCOME FUND									
CL A	FIFO	278,619	Jan 08, 10	Dec 02, 10	2,490.85	2,490.85			
EATON VANCE GLOBAL MACRO ABSOLUTE RETURN FUND A									
FUND A	FIFO	726,108	Jan 08, 10	Dec 02, 10	7,486.17	7,522.48	-36.31		
FIRST AMERICAN EQUITY INCOME FUND CLASS A									
FUND CLASS A	FIFO	91,103	Jan 08, 10	Dec 02, 10	1,170.67	1,080.48		90.19	
HARTFORD CAPITAL APPRECIATION II FUND CLASS A									
CLASS A	FIFO	2,208	Jan 08, 10	Dec 02, 10	29.83	27.22		2.61	
SENTINEL SHORT MATURITY GOVERNMENT FUND									
CL A	FIFO	500,131	May 26, 10	Dec 02, 10	4,636.21	4,651.22	-15.01		
PACE MONEY MARKET INVESTMENTS FUND CLASS P									
CLASS P	FIFO	2,139,250	Jan 08, 10	Dec 02, 10	2,139.25	2,139.25			
	FIFO	1,340,510	Feb 09, 10	Dec 02, 10	1,340.51	1,340.51			
	FIFO	465,640	Mar 30, 10	Dec 02, 10	465.64	465.64			

continued next page



Business Services Account  
December 2010

Account name:  
Account type:  
Account number:

LAPKIN FOUNDATION  
PACE Multi  
HK 19813 CM

Your Financial Advisor:  
CAGAN / SUDOL  
201-845-4415/800-698-2707

Realized gains and losses (continued)

**Short-term capital gains and losses (continued)**

Security description	Method	Quantity or face value (\$)	Purchase date	Sale date	Sale amount (\$)	Purchase amount (\$)	Loss (\$)	Gain (\$)	Net gain or loss (\$)
	FIFO	20,099.700	May 07, 10	Dec 02, 10	20,099.70	20,099.70			
	FIFO	0.130	Earnings	Dec 02, 10	0.13	0.13			
<b>Total</b>					<b>\$39,858.96</b>	<b>\$39,817.48</b>	<b>-\$51.32</b>	<b>\$92.80</b>	<b>\$41.48</b>

Net capital gains/losses:

**\$41.48**





Your notes



UBS Financial Services Inc.  
61 SOUTH PARAMUS ROAD  
2ND FLOOR  
PARAMUS NJ 07652-1238

APZ6001085077 1210 X2 HK 0

# Business Services Account

December 2010

00025606 02 AT 0.482 02 TR 00136 B601B034 010000 col  
LAPKIN FOUNDATION  
C/O CATANIO MOSKOWITZ  
GUTWETTER  
70 GRAND AVE SUITE 105  
RIVER EDGE NJ 07661-1936

**Account name:** LAPKIN FOUNDATION  
C/O CATANIO MOSKOWITZ

**Account number:** HK 19816 CM

**Your Financial Advisor:**

CAGAN / SUDOL  
Phone: 201-845-4415/800-698-2707

**Questions about your statement?**

Call your Financial Advisor or the  
ResourceLine at 800-762-1000,  
account 063019816.

**Visit our website:**

[www.ubs.com/financialservices](http://www.ubs.com/financialservices)

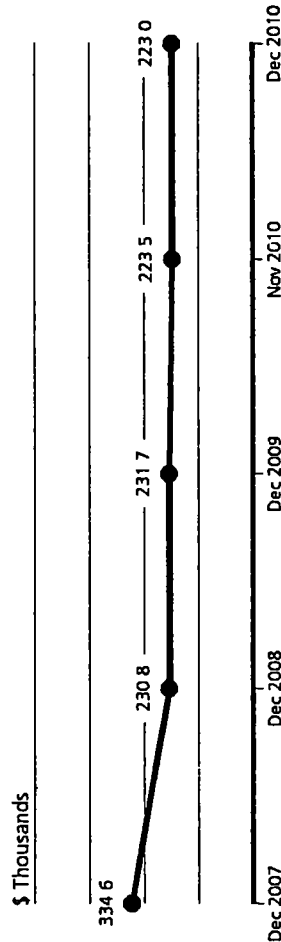
**Items for your attention**

► If you use UBS Online Services, consider  
changing your User Name and Password  
regularly to protect your personal data.  
Not enrolled? Go to  
[ubs.com/onlineservices](http://ubs.com/onlineservices).

## Value of your account

	on November 30 (\$)	on December 31 (\$)
Your assets	223,483.22	222,987.62
Your liabilities	0.00	0.00
<b>Value of your account</b>	<b>\$223,483.22</b>	<b>\$222,987.62</b>

## Tracking the value of your account



**Sources of your account growth during 2010**

Value of your account at year end 2009	\$231,706.88
Net deposits and withdrawals	-\$29,173.82
<b>Your investment return:</b>	
Dividend and interest income	\$5,928.35
Change in market value	\$14,526.21
<b>Value of your account on Dec 31, 2010</b>	<b>\$222,987.62</b>





LAPKIN FOUNDATION  
HK 19816 CM

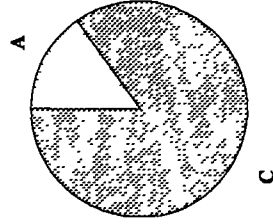
Account name:  
Account number:

## Your account balance sheet

### Summary of your assets

	Value on December 31 (\$)	Percentage of your account
<b>A</b> Cash and money balances	34,014.72	15.25%
<b>B</b> Cash alternatives	0.00	0.00%
<b>C</b> Equities	188,972.90	84.75%
<b>D</b> Fixed income	0.00	0.00%
<b>E</b> Alternative strategies	0.00	0.00%
<b>F</b> Broad commodities	0.00	0.00%
<b>G</b> Real estate	0.00	0.00%
<b>H</b> Other	0.00	0.00%
<b>Total assets</b>	<b>\$222,987.62</b>	<b>100.00%</b>

### Your current asset allocation



**Value of your account**

**\$222,987.62**

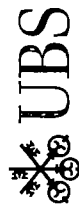
### Eye on the markets

Index	Percentage change	
	December 2010	Year to date
S&P 500	6.78%	15.16%
Russell 3000	6.78%	16.93%
MSCI - Europe, Australia & Far East	8.11%	8.21%
Barclays Capital Aggregate Bond Index 10+ Yrs	-2.13%	9.38%

### Interest rates on December 31, 2010

3-month Treasury bills: 0.12%

One-month LIBOR: 0.26%



Business Services Account  
December 2010

Account name:  
Account number:

LAPKIN FOUNDATION  
HK 19816 CM

Your Financial Advisor:  
CAGAN / SUDOL  
201-845-4415/800-698-2707

## Change in the value of your account

	December 2010 (\$)	Year to date (\$)
<b>Opening account value</b>	<b>\$223,483.22</b>	<b>\$231,706.88</b>
Deposits, including investments transferred in	0 00	33 18
Withdrawals and fees, including investments transferred out	-13,650.00	-29,207 00
Dividend and interest income	902.88	5,928.35
Change in market value	12,251 52	14,526 21
<b>Closing account value</b>	<b>\$222,987.62</b>	<b>\$222,987.62</b>

## Dividend and interest income earned

For purposes of this statement, taxability of interest and dividend income has been determined from a US tax reporting perspective. Based upon the residence of the account holder, account type, or product type, some interest and/or dividend payments may not be subject to United States (US) and/or Puerto Rico (PR) income taxes. The client monthly statement is not intended to be used and cannot be relied upon for tax purposes. Clients should refer to the applicable tax reporting forms they receive from UBS annually, such as the Forms 1099 and the Forms 480, for tax reporting information. It is the practice of UBS to file the applicable tax reporting forms with the US Internal Revenue Service and PR Treasury Department, and in such forms accurately classify dividends and/or interest as tax exempt or taxable income. Please consult your individual tax preparer.

	December 2010 (\$)	Year to date (\$)
Taxable dividends	902.88	4,928.26
Taxable interest	0 00	1,000.00
<b>Total current year</b>	<b>\$902.88</b>	<b>\$5,928.26</b>
Prior year adjustment	0 00	0 09
<b>Total dividend &amp; interest</b>	<b>\$902.88</b>	<b>\$5,928.35</b>

## Summary of gains and losses

Values reported below exclude products for which gains and losses are not classified

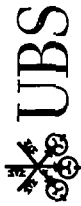
	Realized gains and losses		Unrealized gains and losses (\$)
	December 2010 (\$)	Year to date (\$)	
Long term	0 00	0 00	34,710.19

## Cash activity summary

See the section *Account activity this month* for details. UBS Bank USA deposit account balances are included in the *opening and closing balances* value, are insured by the FDIC within applicable limits, but are not protected by SIPC. See *Important information about your statement* at the end of this document for details about those balances.

	December 2010 (\$)	Year to date (\$)
<b>Opening balances</b>	<b>\$46,761.84</b>	<b>\$32,260.19</b>
<i>Additions</i>		
Deposits and other funds credited	0 00	33.18
Dividend and interest income	902.88	5,928.35
Proceeds from investment transactions	0 00	25,000 00
<b>Total additions</b>	<b>\$902.88</b>	<b>\$30,961.53</b>
<i>Subtractions</i>		
Checks and bill payments	-13,500.00	-29,057 00
Annual fee	-150 00	-150 00
<b>Total subtractions</b>	<b>-\$13,650.00</b>	<b>-\$29,207.00</b>
<b>Net cash flow</b>	<b>-\$12,747.12</b>	<b>\$1,754.53</b>
<b>Closing balances</b>	<b>\$34,014.72</b>	<b>\$34,014.72</b>





Account name: LAPKIN FOUNDATION  
Account number: HK 19816 CM

## Your investment objectives:

You have identified the following investment objectives for this account. If you have questions about these objectives, disagree with them, or wish to change them, please contact your Financial Advisor or Branch Manager. You can find a full description of the alternative investment objectives in *Important information about your statement* at the end of this document.

### Your return objective:

Capital appreciation

### Your risk profile:

Primary - Moderate

Secondary - None selected



Business Services Account  
December 2010

Account name: LAPKIN FOUNDATION  
Account number: HK 19816 CM

Your Financial Advisor:  
CAGAN / SUDOL  
201-845-4415/800-698-2707

## Your assets

Some prices, income and current values shown may be approximate. As a result, gains and losses may not be accurately reflected. See *Important information about your statement* at the end of this document for more information.

### Cash

#### Cash and money balances

Holding	Opening balance on Dec 1 (\$)	Closing balance on Dec 31 (\$)	Price per share on Dec 31 (\$)	Average rate	Dividend/Interest period	Days in period
RMA GOVERNMENT PORTFOLIO	46,761.84	34,014.72	1.00	0.01%	Nov 23 to Dec 26	34

### Equities

#### Common stock

Holding	Trade date	Number of shares	Purchase price per share (\$)	Cost basis (\$)	Price per share on Dec 31 (\$)	Value on Dec 31 (\$)	Unrealized gain or loss (\$)	Holding period
ALTRIA GROUP INC Symbol: MO Exchange: NYSE EAI: \$152 Current yield: 6.17%	Jan 4, 99	100,000	12.486	1,248.67 <sup>1</sup>	24.620	2,462.00	1,213.33	LT
CHEVRON CORP Symbol: CVX Exchange: NYSE EAI: \$118.181 Current yield: 3.16%	Dec 23, 98	92,000	32.990	3,035.50 <sup>1</sup>	91.250	8,395.00	5,359.50	LT
	Jan 4, 99	238,000	41.970	9,988.86 <sup>1</sup>	91.250	21,717.50	11,728.64	LT
	Mar 11, 99	80,000	42.580	3,406.40 <sup>1</sup>	91.250	7,300.00	3,893.60	LT
Security total		410,000		16,430.76		37,412.50	20,981.74	
CISCO SYSTEMS INC Symbol: CSCO Exchange: OTC	Dec 23, 98	128,000	23.730	3,038.00 <sup>1</sup>	20.230	2,589.44	-448.56	LT
	Feb 8, 01	200,000	30.560	6,112.50 <sup>1</sup>	20.230	4,046.00	-2,066.50	LT
Security total		328,000		9,150.50		6,635.44	-2,515.06	
COCA COLA CO COM Symbol: KO Exchange: NYSE EAI: \$616 Current yield: 2.68%	May 26, 00	150,000	49.790	7,468.55 <sup>1</sup>	65.770	9,865.50	2,396.95	LT
	May 26, 00	100,000	64.010	6,401.10 <sup>1</sup>	65.770	6,577.00	175.90	LT
	May 26, 00	100,000	68.640	6,864.00 <sup>1</sup>	65.770	6,577.00	-287.00	LT
Security total		350,000		20,733.65		23,019.50	2,285.85	

continued next page



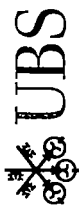


Account name: LAKIN FOUNDATION  
 Account number: HK 19816 CM

Your assets > Equities > Common stock (continued)

Holding	Trade date	Number of shares	Purchase price per share (\$)	Cost basis (\$)	Price per share on Dec. 31 (\$)	Value on Dec. 31 (\$)	Unrealized gain or loss (\$)	Holding period
<b>EXXON MOBIL CORP</b>								
Symbol: XOM Exchange: NYSE								
EAI: \$482 Current yield: 2.41%								
<b>GENELECTRIC CO</b>								
Symbol: GE Exchange: NYSE								
EAI: \$171 Current yield: 3.07%								
Security total								
<b>HEINZ H J CO</b>								
Symbol: HNZ Exchange: NYSE								
EAI: \$180 Current yield: 3.64%								
<b>INTEL CORP</b>								
Symbol: INTC Exchange: OTC								
EAI: \$328 Current yield: 3.00%								
Security total								
<b>INTERPUBLIC GROUP OF COS INC</b>								
Symbol: IPG Exchange: NYSE								
EAI: \$432 Current yield: 3.49%								
<b>JOHNSON &amp; JOHNSON COM</b>								
Symbol: JNJ Exchange: NYSE								
EAI: \$432 Current yield: 3.49%								
<b>KRAFT FOODS INC CLA</b>								
Symbol: KFT Exchange: NYSE								
EAI: \$80 Current yield: 3.68%								
<b>MICROSOFT CORP</b>								
Symbol: MSFT Exchange: OTC								
EAI: \$438 Current yield: 2.29%								
Security total								
<b>PHILIP MORRIS INTL INC</b>								
Symbol: PM Exchange: NYSE								
EAI: \$256 Current yield: 4.37%								

continued next page



Business Services Account  
December 2010

Account name: LAPKIN FOUNDATION  
Account number: HK 19816 CM

Your Financial Advisor:  
CAGAN / SUDOL  
201-845-4415/800-698-2707

Your assets > Equities > Common stock (continued)

Holding	Trade date	Number of shares	Purchase price per share (\$)	Cost basis (\$)	Price per share on Dec 31 (\$)	Value on Dec 31 (\$)	Unrealized gain or loss (\$)	Holding period
<b>PROCTER &amp; GAMBLE CO</b>								
Symbol: PG Exchange: NYSE								
EAI: \$674 Current yield: 2.99%	Jan 23, 01	350.000	34.790	12,176.50 <sup>1</sup>	64.330	22,515.50	10,339.00	LT
<b>VIACOM INC NEW CL B</b>								
Symbol: VIA.B Exchange: NYSE								
EAI: \$53 Current yield: 1.52%	May 18, 99	88.000	57.760	5,082.88 <sup>1</sup>	39.610	3,485.68	-1,597.20	LT
<b>WELLS FARGO &amp; CO NEW</b>								
Symbol: WFC Exchange: NYSE								
EAI: \$80 Current yield: 0.65%	May 7, 99	400.000	22.110	8,844.00 <sup>1</sup>	30.990	12,396.00	3,552.00	LT
<b>Total</b>				<b>\$154,198.99</b>		<b>\$188,972.90</b>	<b>\$34,710.19</b>	
<b>Total estimated annual income: \$5,123</b>								

<sup>1</sup> Indicates cost basis information provided by you or another third party. UBS FS has not verified this information and does not guarantee its accuracy.

Your total assets

Cash	Value on Dec 31 (\$)	Percentage of your account	Cost basis (\$)	Estimated annual income (\$)	Unrealized gain or loss (\$)
Cash and money balances	34,014.72	15.25%	34,014.72	5,123.00	34,710.19
* Common stock	188,972.90	84.75%	154,198.99	\$5,123.00	\$34,710.19
<b>Total</b>	<b>\$222,987.62</b>	<b>100.00%</b>	<b>\$188,213.71</b>	<b>\$5,123.00</b>	<b>\$34,710.19</b>

\* Missing cost basis information

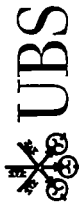
Account activity this month

For more information about the price/value shown for restricted securities, see *Important information about your statement* at the end of this document.

Date	Activity	Description	Your expense code	Quantity/ Face value	Price/Value (\$)	Cash amount (\$)	Cash and money balance (\$)
<b>Nov 30</b>							
Dec 1	Dividend	INTEL CORP PAID ON	520			81.90	
Dec 1	Dividend	WELLS FARGO & CO NEW PAID ON	400			20.00	46,863.74
Dec 6	Fee Charge	ANNUAL FEE CHARGE				-150.00	46,713.74
Dec 9	Dividend	MICROSOFT CORP PAID ON	684			109.44	46,823.18
Dec 10	St Cap Gain	RMA GOVERNMENT PORTFOLIO AS OF 12/09/10				.20	
							<b>\$46,761.84</b>

continued next page





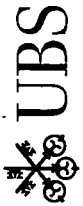
Account name: LAPKIN FOUNDATION  
 Account number: HK 19816 CM

Account activity this month (continued)

Date	Activity	Description	Your expense code	Quantity/ Face value	Price/Value (\$)	Cash amount (\$)	Cash and money balance (\$)
Dec 10	Dividend	CHEVRON CORP PAID ON	410			295.20	
Dec 10	Dividend	EXXON MOBIL CORP PAID ON	274			120.56	47,239.14
Dec 14	Dividend	JOHNSON & JOHNSON COM PAID ON	200			108.00	47,347.14
Dec 15	Dividend	COCA COLA CO COM PAID ON	350			154.00	47,501.14
Dec 16	Bsa Check	GLEN ROCK PUBLIC LIBRARY CHECK PAID	000296			-5,000.00	42,501.14
Dec 20	Bsa Check	LONG MEM SCH CHECK PAID	000298			-2,000.00	40,501.14
Dec 23	Bsa Check	GLEN ROCK HS CHECK PAID	000299			-1,500.00	39,001.14
Dec 27	Dividend	RMA GOVERNMENT PORTFOLIO AS OF 12/23/10				.38	39,001.52
Dec 29	Bsa Check	GLEN ROCK JEWISH CENTER CHECK PAID	000300			-5,000.00	34,001.52
Dec 30	Dividend	VIACOM INC NEW CL B PAID ON	88			13.20	34,014.72
Dec 31		<b>Closing cash and money balance</b>					<b>\$34,014.72</b>

Date	Activity	Description	Amount (\$)
Nov 30	Balance forward		\$46,761.84
Dec 2	Bought	RMA GOVERNMENT PORTFOLIO	101.90
Dec 7	Sold	RMA GOVERNMENT PORTFOLIO	-150.00
Dec 10	Bought	RMA GOVERNMENT PORTFOLIO AS OF 12/09/10	0.20
Dec 10	Bought	RMA GOVERNMENT PORTFOLIO	109.44
Dec 13	Bought	RMA GOVERNMENT PORTFOLIO	415.76
Dec 15	Bought	RMA GOVERNMENT PORTFOLIO	108.00
Dec 16	Bought	RMA GOVERNMENT PORTFOLIO	154.00
Dec 17	Sold	RMA GOVERNMENT PORTFOLIO AS OF 12/16/10	-5,000.00
Dec 21	Sold	RMA GOVERNMENT PORTFOLIO AS OF 12/20/10	-2,000.00
Dec 27	Sold	RMA GOVERNMENT PORTFOLIO AS OF 12/23/10	-1,500.00
Dec 27	Bought	RMA GOVERNMENT PORTFOLIO AS OF 12/23/10	0.38
Dec 30	Sold	RMA GOVERNMENT PORTFOLIO AS OF 12/29/10	-5,000.00
Dec 31	Bought	RMA GOVERNMENT PORTFOLIO	13.20
Dec 31		<b>Closing RMA Government Portfolio</b>	<b>\$34,014.72</b>

The RMA U S Government Portfolio is your primary sweep option.



UBS Financial Services Inc  
 61 SOUTH PARAMUS ROAD  
 2ND FLOOR  
 PARAMUS NJ 07652-1238  
 CPZ6001191433 1210 X2 HK 0

# 2010 Year End Summary

**Account name:** LAPKIN FOUNDATION

C/O CATANIO MOSKOWITZ

**Account type:** PACE Multi

**Account number:** HK 19813 CM

**Your Financial Advisor:**

CAGAN / SUDOL

Phone 201-845-4415/800-698-2707

LAPKIN FOUNDATION  
 C/O CATANIO MOSKOWITZ  
 GUTWETTER  
 70 GRAND AVENUE  
 RIVER EDGE NJ 07661-1935

## Summary of gains and losses

	Amount (\$)
Short term	13,080.47 ✓
Long term	-5,421.23 ✓
<b>Total</b>	<b>\$7,659.24</b>

## Realized gains and losses

Estimated 2010 gains and losses for transactions with trade dates through 12/31/10 have been incorporated into this statement. To calculate gains and losses, we liquidate the oldest security lot first. This is known as the first-in, first-out or FIFO accounting method. We use this method unless you specified which tax lot to close when you placed your order. This is known as a versus purchases or VSP order. See important information about your statement on the last page of this statement for more information.

We may not adjust gains and losses for all capital changes. Cost basis for coupon tax-exempt municipal securities, include securities subject to AMT, has been adjusted for mandatory amortization of bond premium. Estimates in the Unclassified section can not be classified as short term or long term because information is missing, or the product is one in which the gain/loss calculation is not provided.

## Short-term capital gains and losses

Security description	Method	Quantity or face value (\$)	Purchase date	Sale date	Purchase amount (\$)	Sale amount (\$)	Loss (\$)	Gain (\$)	Net gain or loss (\$)
ABBOTT LABS	FIFO	20,000	Jun 05, 09	Jan 05, 10	900.00	1,085.77		185.77	
	FIFO	6,000	Jun 08, 09	Jan 05, 10	266.26	325.73		59.47	
	FIFO	12,000	Jul 01, 09	Jan 05, 10	560.16	651.46		91.30	

continued next page





Account name: LAPKIN FOUNDATION  
 Account number: HK 19813 CM

Realized gains and losses (continued)  
**Short-term capital gains and losses (continued)**

Security description	Method	Quantity or face value (\$)	Purchase date	Sale date	Sale amount (\$)	Purchase amount (\$)	Loss (\$)	Gain (\$)	Net gain or loss (\$)
ACE LTD CHF	FIFO	4 000	Jan 23, 09	Jan 05, 10	194 35	178 90		15 45	
	FIFO	2 000	Apr 09, 09	Jan 05, 10	97 18	87 71		9 47	
	FIFO	4 000	Sep 17, 09	Jan 05, 10	194 35	207 60	-13.25		
ACTIVISION BLIZZARD INC	FIFO	56 000	Apr 08, 09	Jan 05, 10	628 86	590 58		38 28	
	FIFO	61 000	Sep 08, 09	Jan 05, 10	685.01	723 08	-38 07		
ADVENT SOFTWARE INC	FIFO	7 000	Mar 04, 09	Jan 05, 10	292 80	189 26		103 54	
AEGON NV ADR N Y SHS	FIFO	80 000	Feb 20, 09	Jan 05, 10	551 18	328 64		222 54	
NETHERLANDS ADR	FIFO	30 000	Dec 17, 09	Jan 05, 10	779 07	757 72		21 35	
AKAMAI TECHNOLOGIES INC	FIFO	9 000	Mar 31, 09	Jan 05, 10	422 18	160 08		262.10	
ALPHA NATURAL RESOURCES INC	FIFO	10 000	Apr 24, 09	Jan 05, 10	198 29	172 20		26.09	
ALTRIA GROUP INC	FIFO	10 000	May 01, 09	Jan 05, 10	198 29	163 26		35 03	
	FIFO	9 000	Sep 21, 09	Jan 05, 10	178 47	161 91		16 56	
AMPHENOL CORP NEW CL A	FIFO	22 000	Feb 23, 09	Jan 05, 10	1,009 11	562 69		446 42	
	FIFO	13 000	Oct 30, 09	Jan 05, 10	596 29	537.22		59.07	
ANADARKO PETROLEUM CORP	FIFO	10 000	Mar 16, 09	Jan 05, 10	650 18	377 10		273 08	
APOGEE ENTERPRISES INC	FIFO	12 000	Feb 06, 09	Jan 05, 10	170 87	142 02		28 85	
	FIFO	16 000	Mar 20, 09	Jan 05, 10	227.83	176 97		50 86	
APPLIED MATERIALS INC	FIFO	105 000	Oct 02, 09	Jan 05, 10	1,494 11	1,333 73		160.38	
ASPEN INSURANCE HOLDINGS LTD ORD	FIFO	7 000	Feb 03, 09	Jan 05, 10	178 84	149 92		28 92	
AXIS CAPITAL HOLDINGS LTD SHS	FIFO	25 000	Oct 22, 09	Jan 05, 10	714 48	763 15	-48 67		
BANK OF NEW YORK MELLON CORP	FIFO	45 000	Sep 09, 09	Jan 05, 10	1,264 91	1,305 00	-40 09		
	FIFO	6 000	Oct 14, 09	Jan 05, 10	168 66	165.68		2 98	
BARD C R INC	FIFO	1 000	Feb 04, 09	Jan 05, 10	78 50	86 31	-7.81		
BARRICK GOLD CORP CAD	FIFO	7 000	Apr 09, 09	Jan 05, 10	285 10	201 71		83 39	
	FIFO	15 000	Aug 18, 09	Jan 05, 10	610.93	502 25		108 68	
	FIFO	7 000	Dec 17, 09	Jan 05, 10	285.10	269 55		15.55	
BAXTER INTL INC	FIFO	26 000	Dec 22, 09	Jan 05, 10	1,515 24	1,527 60	-12.36		

continued next page



Business Services Account

Account name:  
Account type:  
Account number:

LAPKIN FOUNDATION  
PACE Multi  
HK 19813 CM

Your Financial Advisor:  
CAGAN / SUDOL  
201-845-4415/800-698-2707

Realized gains and losses (continued)  
**Short-term capital gains and losses (continued)**

Security description	Method	Quantity or face value (\$)	Purchase date	Sale date	Sale amount (\$)	Purchase amount (\$)	Loss (\$)	Gain (\$)	Net gain or loss (\$)
BP PLC SPON ADR	FIFO	10,000	Apr 08, 09	Jan 05, 10	596.38	397.00		199.38	
BUNGE LIMITED	FIFO	3,000	Jun 03, 09	Jan 05, 10	195.05	191.13		3.92	
CARREFOUR SA ADR	FIFO	42,000	Sep 25, 09	Jan 05, 10	414.95	380.48		34.47	
	FIFO	43,000	Oct 05, 09	Jan 05, 10	424.83	375.76		49.07	
	FIFO	40,000	Oct 22, 09	Jan 05, 10	395.19	366.35		28.84	
	FIFO	42,000	Oct 28, 09	Jan 05, 10	414.95	369.38		45.57	
CENTENE CORP	FIFO	14,000	Aug 26, 09	Jan 05, 10	304.35	250.95		53.40	
CHEVRON CORP	FIFO	8,000	Feb 11, 09	Jan 05, 10	634.62	571.92		62.70	
	FIFO	4,000	Apr 24, 09	Jan 05, 10	317.31	268.90		48.41	
	FIFO	3,000	Jul 17, 09	Jan 05, 10	237.98	195.68		42.30	
CME GROUP INC	FIFO	3,000	Jan 29, 09	Jan 05, 10	1,021.26	534.77		486.49	
COMMVAULT SYSTEMS INC	FIFO	13,000	Aug 31, 09	Jan 05, 10	314.46	235.35		79.11	
	FIFO	1,000	Sep 01, 09	Jan 05, 10	24.19	18.60		5.59	
	FIFO	16,000	Oct 28, 09	Jan 05, 10	387.03	314.98		72.05	
COOPER INDUSTRIES PLC	FIFO	18,000	Sep 16, 09	Jan 05, 10	774.34	681.15		93.19	
NEW CL A	FIFO	20,000	Sep 22, 09	Jan 05, 10	860.37	743.96		116.41	
CVS CAREMARK CORP	FIFO	4,000	Oct 05, 09	Jan 05, 10	131.36	139.05	-7.69		
	FIFO	14,000	Nov 05, 09	Jan 05, 10	459.75	407.92		51.83	
DELPHI FINCL GROUP INC	FIFO	7,000	May 18, 09	Jan 05, 10	159.81	140.59		19.22	
CL A	FIFO	7,000	May 19, 09	Jan 05, 10	159.81	143.50		16.31	
	FIFO	3,000	Jun 10, 09	Jan 05, 10	68.49	61.18		7.31	
	FIFO	6,000	Jun 11, 09	Jan 05, 10	136.98	124.71		12.27	
	FIFO	6,000	Aug 03, 09	Jan 05, 10	136.98	145.82	-8.84		
DEVON ENERGY CORP NEW	FIFO	20,000	Aug 10, 09	Jan 05, 10	1,531.56	1,271.96		259.60	
	FIFO	12,000	Aug 25, 09	Jan 05, 10	918.93	754.55		164.38	
DST SYSTEMS INC DELA	FIFO	24,000	May 13, 09	Jan 05, 10	1,083.57	888.00		195.57	
EMBRAER AIRCRAFT CORP	FIFO	17,000	Oct 30, 09	Jan 05, 10	391.67	374.72		16.95	
**NAME CHANGE									
12/2010** ADR									

continued next page





Account name: LAPKIN FOUNDATION  
 Account number: HK 19813 CM

Realized gains and losses (continued)

Short-term capital gains and losses (continued)

Security description	Method	Quantity or face value (\$)	Purchase date	Sale date	Sale amount (\$)	Purchase amount (\$)	Loss (\$)	Gain (\$)	Net gain or loss (\$)
EMC CORP MASS	FIFO	20 000	Nov 03, 09	Jan 05, 10	460 78	402 89		57 89	
EMERGENCY MEDICAL SERVICES CORP CL A	FIFO	45 000	Dec 17, 09	Jan 05, 10	807 72	761 30		46 42	
ENERGYSOLUTIONS INC DEP SHS	FIFO	3.000	Feb 27, 09	Jan 05, 10	164 12	93 06		71 06	
	FIFO	28 000	Mar 26, 09	Jan 05, 10	244 15	242 15		2 00	
	FIFO	16 000	May 08, 09	Jan 05, 10	139 52	140 59	-1 07		
ENTERGY CORP NEW	FIFO	2.000	Feb 25, 09	Jan 05, 10	164 06	137 87		26 19	
	FIFO	9.000	Feb 26, 09	Jan 05, 10	738 25	616 31		121 94	
	FIFO	7 000	Apr 08, 09	Jan 05, 10	574 19	473 28		100 91	
EQUITY LIFESTYLE PROPERTIES INC REIT	FIFO	4 000	Jan 13, 09	Jan 05, 10	200 27	146 94		53 33	
	FIFO	2 000	Apr 08, 09	Jan 05, 10	100 14	84 96		15 18	
ESTERLINE TECHNOLOGIES CORP	FIFO	4 000	Sep 04, 09	Jan 05, 10	165 99	145 62		20 37	
EV3 INC **MERGER EFF 08/2010**	FIFO	11 000	Nov 25, 09	Jan 05, 10	148 60	142 48		6 12	
	FIFO	10 000	Nov 30, 09	Jan 05, 10	135 10	126 42		8 68	
FIRST FINCL BANCORP OHIO MONROE	FIFO	11 000	Oct 13, 09	Jan 05, 10	162 35	142 98		19 37	
	FIFO	3 000	Oct 14, 09	Jan 05, 10	44 28	39 12		5 16	
	FIFO	4 000	Oct 27, 09	Jan 05, 10	59 04	52 70		6 34	
	FIFO	3 000	Oct 28, 09	Jan 05, 10	44 28	39 43		4 85	
FLEXTRONICS INTL LTD	FIFO	20 000	Nov 02, 09	Jan 05, 10	147 20	129 66		17 54	
FLIR SYSTEMS INC	FIFO	29 000	Jun 19, 09	Jan 05, 10	947 98	664 36		283 62	
FOSSIL INC	FIFO	12 000	Dec 31, 09	Jan 05, 10	404 38	404 04		0 34	
GENCO SHIPPING & TRADING LTD	FIFO	18 000	Jun 22, 09	Jan 05, 10	447 65	381 06		66 59	
	FIFO	5 000	Jun 24, 09	Jan 05, 10	124 35	106 07		18 28	
	FIFO	6 000	Aug 28, 09	Jan 05, 10	149 22	124 18		25 04	
GEOEYE INC	FIFO	8 000	Jan 13, 09	Jan 05, 10	229 59	141 80		87 79	
	FIFO	8 000	Jan 27, 09	Jan 05, 10	229 59	146 69		82 90	

continued next page



Business Services Account

Account name:  
Account type:  
Account number:

LAPKIN FOUNDATION  
PACE Multi  
HK 19813 CM

Your Financial Advisor:  
CAGAN / SUDOL  
201-845-4415/800-698-2707

Realized gains and losses (continued)

Short-term capital gains and losses (continued)

Security description	Method	Quantity or face value (\$)	Purchase date	Sale date	Sale amount (\$)	Purchase amount (\$)	Loss (\$)	Gain (\$)	Net gain or loss (\$)
GOLDMAN SACHS GROUP INC	FIFO	5 000	May 13, 09	Jan 05, 10	865 12	650 14		214.98	
	FIFO	4 000	Jun 03, 09	Jan 05, 10	692 10	567 88		124.22	
	FIFO	2 000	Jul 10, 09	Jan 05, 10	1,248.63	828 66		419.97	
	FIFO	1 000	Sep 21, 09	Jan 05, 10	624 31	492 80		131 51	
GRAFTECH INTL LTD	FIFO	21,000	Jan 13, 09	Jan 05, 10	329 90	169 76		160.14	
	FIFO	10 000	Jun 08, 09	Jan 05, 10	157 09	112 66		44.43	
HACHUUNI BANK LTD ADR	FIFO	4 000	Oct 06, 09	Jan 05, 10	233 83	215 43		18.40	
HALLIBURTON CO (HOLDING COMPANY)	FIFO	20 000	Jul 07, 09	Jan 05, 10	625.98	376.22		249.76	
HARBIN ELEC INC	FIFO	19 000	Dec 03, 09	Jan 05, 10	427.48	430.94	-3.46		
HATTERAS FINANCIAL CORP REIT	FIFO	6 000	Jan 07, 09	Jan 05, 10	168.42	162.89		5.53	
	FIFO	3,000	Jan 08, 09	Jan 05, 10	84.21	81.71		2.50	
	FIFO	5 000	Jan 30, 09	Jan 05, 10	140.35	126.99		13.36	
	FIFO	4,000	Apr 08, 09	Jan 05, 10	112.28	97.65		14.63	
HEALTHSOUTH CORP NEW	FIFO	21 000	Aug 24, 09	Jan 05, 10	408.23	337.58		70.65	
	FIFO	6,000	Sep 08, 09	Jan 05, 10	116.64	90.59		26.05	
	FIFO	12,000	Sep 29, 09	Jan 05, 10	233.27	191.64		41.63	
HESS CORP	FIFO	18 000	Oct 22, 09	Jan 05, 10	1,142.25	1,089.90		52.35	
	FIFO	6 000	Oct 27, 09	Jan 05, 10	380.75	350.74		30.01	
	FIFO	12 000	Oct 28, 09	Jan 05, 10	761.50	678.42		83.08	
HONEYWELL INTL INC	FIFO	18 000	Jul 08, 09	Jan 05, 10	724.12	529.84		194.28	
	FIFO	18 000	Jul 28, 09	Jan 05, 10	724.12	615.20		108.92	
	FIFO	10 000	Aug 17, 09	Jan 05, 10	402.29	347.85		54.44	
	FIFO	10 000	Oct 20, 09	Jan 05, 10	402.29	378.03		24.26	
HOSPIRA INC	FIFO	9 000	Apr 29, 09	Jan 05, 10	456.74	293.37		163.37	
	FIFO	9 000	May 01, 09	Jan 05, 10	456.74	288.89		167.85	
	FIFO	16 000	May 14, 09	Jan 05, 10	811.98	529.80		282.18	
ILLINOIS TOOL WORKS INC	FIFO	9,000	Feb 04, 09	Jan 05, 10	435.95	311.85		124.10	
	FIFO	9,000	Mar 12, 09	Jan 05, 10	266.39	122.73		143.66	

continued next page



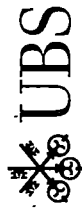


Account name: LAPKIN FOUNDATION  
 Account number: HK 19813 CM

Realized gains and losses (continued)  
**Short-term capital gains and losses (continued)**

Security description	Method	Quantity or face value (\$)	Purchase date	Sale date	Sale amount (\$)	Purchase amount (\$)	Loss (\$)	Gain (\$)	Net gain or loss (\$)
INGRAM MICRO INC	FIFO	3 000	Aug 25, 09	Jan 05, 10	52.35	50.71		1.64	
	FIFO	2 000	Aug 25, 09	Jan 05, 10	34.90	33.75		1.15	
INLAND REAL ESTATE CORP NEW SBI	FIFO	20 000	Oct 29, 09	Jan 05, 10	165.00	170.99	-5.99		
	FIFO	22 000	Nov 12, 09	Jan 05, 10	181.49	178.15		3.34	
INTEL CORP	FIFO	10 000	Apr 24, 09	Jan 05, 10	209.59	156.29		53.30	
	FIFO	5 000	May 07, 09	Jan 05, 10	104.80	78.09		26.71	
	FIFO	28 000	Sep 21, 09	Jan 05, 10	586.86	545.20		41.66	
INTERDIGITAL INC (PA)	FIFO	10 000	Jan 05, 09	Jan 05, 10	276.49	280.49	-4.00		
	FIFO	2 000	Mar 30, 09	Jan 05, 10	55.30	52.66		2.64	
	FIFO	9 000	Oct 29, 09	Jan 05, 10	248.84	185.03		63.81	
INTL BUSINESS MACH	FIFO	6 000	Jun 11, 09	Jan 05, 10	788.80	658.66		130.14	
	FIFO	6 000	Nov 05, 09	Jan 05, 10	788.80	736.05		52.75	
ISIS PHARMACEUTICALS INC	FIFO	8 000	May 21, 09	Jan 05, 10	90.16	106.74	-16.58		
	FIFO	6 000	Jul 21, 09	Jan 05, 10	67.62	97.09	-29.47		
	FIFO	8 000	Jul 31, 09	Jan 05, 10	90.16	147.38	-57.22		
	FIFO	6 000	Nov 09, 09	Jan 05, 10	67.62	81.29	-13.67		
ITT CORP	FIFO	7 000	Feb 25, 09	Jan 05, 10	346.35	275.84		70.51	
J CREW GROUP INC	FIFO	12 000	Oct 08, 09	Jan 05, 10	532.30	449.46		82.84	
JDA SOFTWARE GROUP INC	FIFO	15 000	Jul 29, 09	Jan 05, 10	388.49	310.17		78.32	
KAO CORP REPSTG 10 SHS COM SPON ADR	FIFO	60 000	Apr 23, 09	Jan 05, 10	1,422.56	1,211.57		210.99	
	FIFO	20 000	May 18, 09	Jan 05, 10	474.19	415.61		58.58	
KBR INC	FIFO	26 000	May 11, 09	Jan 05, 10	502.83	457.95		44.88	
	FIFO	15 000	May 13, 09	Jan 05, 10	290.09	252.65		37.44	
	FIFO	9 000	Oct 30, 09	Jan 05, 10	174.06	189.51	-15.45		
	FIFO	24 000	Nov 24, 09	Jan 05, 10	464.15	455.88		8.27	
KINROSS GOLD CORP NEW CAD	FIFO	36 000	Jul 07, 09	Jan 05, 10	685.06	665.81		19.25	
	FIFO	37 000	Jul 10, 09	Jan 05, 10	704.09	654.15		49.94	
	FIFO	27 000	Oct 30, 09	Jan 05, 10	513.80	493.12		20.68	

continued next page



Business Services Account

Account name: LAPKIN FOUNDATION  
Account type: PACE Multi  
Account number: HK 19813 CM

Your Financial Advisor:  
CAGAN / SUDOL  
201-845-4415/800-698-2707

Realized gains and losses (continued)

Short-term capital gains and losses (continued)

Security description	Method	Quantity or face value (\$)	Purchase date	Sale date	Sale amount (\$)	Purchase amount (\$)	Loss (\$)	Gain (\$)	Net gain or loss (\$)
LASALLE HOTEL PROPERTIES									
SBI	FIFO	11 000	Nov 16, 09	Jan 05, 10	239 13	231 40		7 73	
	FIFO	6 000	Dec 16, 09	Jan 05, 10	130 44	121 77		8 67	
MANHATTAN ASSOC INC	FIFO	5 000	Nov 11, 09	Jan 05, 10	123 55	118 00		5 55	
	FIFO	7 000	Dec 04, 09	Jan 05, 10	172 96	169 95		3 01	
MASIMO CORP	FIFO	4 000	Mar 04, 09	Jan 05, 10	119 72	89 10		30 62	
MEDIVATION INC	FIFO	3 000	Sep 11, 09	Jan 05, 10	114 00	77 13		36 87	
	FIFO	8 000	Sep 14, 09	Jan 05, 10	303 99	205 51		98 48	
	FIFO	2 000	Oct 27, 09	Jan 05, 10	76 00	52 92		23 08	
	FIFO	3 000	Nov 09, 09	Jan 05, 10	114 00	85 02		28 98	
MERITAGE HOMES CORP	FIFO	12 000	May 28, 09	Jan 05, 10	237 11	223 25		13 86	
	FIFO	7 000	Oct 27, 09	Jan 05, 10	138 32	135 60		2 72	
MICROSOFT CORP	FIFO	52 000	May 12, 09	Jan 05, 10	1 605 20	1 035 29		569 91	
	FIFO	10 000	May 22, 09	Jan 05, 10	308 69	201 20		107 49	
	FIFO	12 000	Jul 24, 09	Jan 05, 10	370 43	278 80		91 63	
MINERALS TECHNOLOGIES INC	FIFO	1 000	Nov 13, 09	Jan 05, 10	55 54	54 58		0 96	
	FIFO	8 000	Nov 16, 09	Jan 05, 10	444 30	446 00	-1 70		
NEWCREST MINING LTD SPON	FIFO	15 000	Aug 10, 09	Jan 05, 10	499 49	376 72		122 77	
AUSTRALIA ADR	FIFO	21 000	Jan 29, 09	Jan 05, 10	519 10	316 12		202 98	
NEXEN INC CAD	FIFO	19 000	Oct 28, 09	Jan 05, 10	469 67	417 15		52 52	
NINTENDO LTD ADR NEW	FIFO	10 000	Aug 03, 09	Jan 05, 10	311 49	339 50	-28 01		
JAPAN ADR	FIFO	11 000	Aug 20, 09	Jan 05, 10	342 64	356 06	-13 42		
	FIFO	12 000	Aug 28, 09	Jan 05, 10	373 79	399 36	-25 57		
NIPPON TELEG & TEL CORP SPON ADR	FIFO	18 000	Apr 14, 09	Jan 05, 10	368 81	351 68		17 13	
NOKIA CORP SPONS ADR	FIFO	44 000	Feb 02, 09	Jan 05, 10	582 10	531 71		50 39	
FINLAND ADR	FIFO	16 000	Feb 19, 09	Jan 05, 10	211 67	170 47		41 20	
	FIFO	17 000	Jul 20, 09	Jan 05, 10	224 90	222 85		2 05	

continued next page





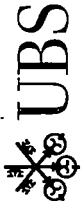
Account name: LARKIN FOUNDATION  
 Account number: HK 19813 CM

Realized gains and losses (continued)

**Short-term capital gains and losses (continued)**

Security description	Method	Quantity or face value (\$)	Purchase date	Sale date	Sale amount (\$)	Purchase amount (\$)	Loss (\$)	Gain (\$)	Net gain or loss (\$)
NORFOLK STHN CORP	FIFO	34 000	Nov 18, 09	Jan 05, 10	449 81	474 32	-24.51		
	FIFO	15 000	Mar 02, 09	Jan 05, 10	788 98	450 99		337 99	
	FIFO	8 000	Mar 05, 09	Jan 05, 10	420.79	231 07		189.72	
	FIFO	6 000	Apr 14, 09	Jan 05, 10	315 59	220 02		95 57	
	FIFO	10 000	May 11, 09	Jan 05, 10	525 98	373 47		152 51	
	FIFO	6 000	Jun 15, 09	Jan 05, 10	315 59	235 50		80 09	
NOVARTIS AG SPON ADR	FIFO	17 000	Feb 13, 09	Jan 05, 10	896.72	729 28		167.44	
	FIFO	12 000	Apr 09, 09	Jan 05, 10	632 98	441.01		191 97	
	FIFO	11 000	May 08, 09	Jan 05, 10	580 23	418 53		161.70	
NUTRISYSTEMS INC	FIFO	15 000	Nov 05, 09	Jan 05, 10	444.14	326 40		117.74	
	FIFO	5 000	Dec 17, 09	Jan 05, 10	148 05	157 42	-9.37		
PARKER HANNIFIN CORP	FIFO	14 000	Apr 15, 09	Jan 05, 10	760 18	503 07		257.11	
PHH CORP NEW	FIFO	13 000	Jun 25, 09	Jan 05, 10	217 87	231 32	-13 45		
	FIFO	5 000	Jun 26, 09	Jan 05, 10	83.80	89.95	-6.15		
	FIFO	14 000	Sep 14, 09	Jan 05, 10	234 63	295.51	-60 88		
PHILIP MORRIS INTL INC	FIFO	4 000	Feb 12, 09	Jan 05, 10	197 47	144 51		52 96	
PIPER JAFFRAY COS	FIFO	7 000	Oct 09, 09	Jan 05, 10	361 11	372 30	-11 19		
	FIFO	2 000	Oct 27, 09	Jan 05, 10	103.18	101 94		1.24	
PLANTRONICS INC NEW	FIFO	8 000	Aug 18, 09	Jan 05, 10	211 19	200 47		10 72	
	FIFO	2 000	Aug 19, 09	Jan 05, 10	52 80	49.35		3.45	
	FIFO	10 000	Aug 24, 09	Jan 05, 10	263.99	252.26		11.73	
	FIFO	2 000	Nov 06, 09	Jan 05, 10	52 80	51.70		1.10	
PS BUSINESS PARKS INC CA	FIFO	2 000	Jun 26, 09	Jan 05, 10	100 32	95 88		4.44	
	FIFO	5 000	Jun 29, 09	Jan 05, 10	250 79	239 28		11 51	
RACKSPACE HOSTING INC	FIFO	11 000	Apr 22, 09	Jan 05, 10	253 98	91 90		162 08	
	FIFO	11 000	Apr 30, 09	Jan 05, 10	253 98	103.84		150.14	
	FIFO	13 000	May 14, 09	Jan 05, 10	300 16	121 27		178.89	
	FIFO	4 000	Nov 10, 09	Jan 05, 10	92.36	75 22		17 14	
RALCORP HOLDINGS INC NEW	FIFO	19 000	Nov 24, 09	Jan 05, 10	1,134 08	1,092 70		41.38	
REXAM PLC SPON ADR	FIFO	16 000	Oct 27, 09	Jan 05, 10	367 19	363.73		3 46	
ROCK-TENN COMPANY CLA	FIFO	8 000	May 05, 09	Jan 05, 10	415 99	309 21		106 78	

continued next page



Business Services Account

Account name: LARKIN FOUNDATION  
Account type: PACE Multi  
Account number: HK 19813 CM

Your Financial Advisor:  
CAGAN / SUDOL  
201-845-4415/800-698-2707

Realized gains and losses (continued)

Short-term capital gains and losses (continued)

Security description	Method	Quantity or face value (\$)	Purchase date	Sale date	Sale amount (\$)	Purchase amount (\$)	Loss (\$)	Gain (\$)	Net gain or loss (\$)
ROHM CO LTD ADR	FIFO	6 000	Jul 29, 09	Jan 05, 10	311 99	270 07		41 92	
	FIFO	7 000	Jan 16, 09	Jan 05, 10	238 20	173 99		64 21	
	FIFO	12 000	Feb 02, 09	Jan 05, 10	408 35	295 39		112 96	
ROSETTA RESOURCES INC	FIFO	18 000	May 28, 09	Jan 05, 10	370 61	152 16		218 45	
	FIFO	10 000	Jun 10, 09	Jan 05, 10	205 89	97 66		108 23	
	FIFO	9 000	Jul 01, 09	Jan 05, 10	185 31	81 08		104 23	
ROSS STORES INC	FIFO	17 000	Jun 11, 09	Jan 05, 10	728 26	663 08		65 18	
	FIFO	13 000	Sep 08, 09	Jan 05, 10	556 90	602 29	-45 39		
SANOFLAVENTIS SA SPON ADR	FIFO	12 000	Jul 01, 09	Jan 05, 10	486 11	362 35		123 76	
SCHLUMBERGER LTD NETHERLANDS ANTILLES	FIFO	15 000	Apr 15, 09	Jan 05, 10	1 007 97	676 20		331 77	
SEVEN & I HLDGS CO LTD ADR	FIFO	6 000	Jan 07, 09	Jan 05, 10	251 93	354 11	-102 18		
	FIFO	7 000	Jan 13, 09	Jan 05, 10	293 92	420 55	-126 63		
	FIFO	8 000	Feb 18, 09	Jan 05, 10	335 91	402 94	-67 03		
	FIFO	3 000	Mar 31, 09	Jan 05, 10	125 97	131 57	-5 60		
	FIFO	10 000	Jun 05, 09	Jan 05, 10	419 89	473 06	-53 17		
	FIFO	9 000	Aug 20, 09	Jan 05, 10	377 90	421 61	-43 71		
SHISEIDO CO LTD SPONS ADR JAPAN	FIFO	20 000	Apr 01, 09	Jan 05, 10	394 99	291 58		103 41	
	FIFO	33 000	Apr 14, 09	Jan 05, 10	543 50	530 18		13 32	
	FIFO	49 000	May 20, 09	Jan 05, 10	807 01	781 70		25 31	
	FIFO	12 000	Aug 20, 09	Jan 05, 10	197 63	189 53		8 10	
SOCIETE GENERALE FRANCE SPONS ADR ADR	FIFO	36 000	Jan 16, 09	Jan 05, 10	516 22	304 57		211 65	
	FIFO	50 000	Aug 06, 09	Jan 05, 10	658 98	488 94		170 04	
	FIFO	11 000	Aug 31, 09	Jan 05, 10	117 70	137 98	-20 28		
	FIFO	10 000	Sep 14, 09	Jan 05, 10	107 00	129 35	-22 35		
	FIFO	11 000	Dec 17, 09	Jan 05, 10	117 70	115 76		1 94	
STERIS CORP	FIFO	6 000	Nov 10, 09	Jan 05, 10	169 61	208 48	-38 87		

continued next page





Account name: LAPKIN FOUNDATION  
 Account number: HK 19813 CM

Realized gains and losses (continued)  
**Short-term capital gains and losses (continued)**

Security description	Method	Quantity or face value (\$)	Purchase date	Sale date	Sale amount (\$)	Purchase amount (\$)	Loss (\$)	Gain (\$)	Net gain or loss (\$)
STEVEN MADDEN LTD	FIFO	8,000	Oct 30, 09	Jan 05, 10	341.75	325.84		15.91	
STONE ENERGY CORP	FIFO	20,000	Oct 13, 09	Jan 05, 10	378.59	364.52		14.07	
SVB FINANCIAL GROUP	FIFO	8,000	Oct 29, 09	Jan 05, 10	343.83	344.61	-0.78		
SYMANTEC CORP	FIFO	85,000	Sep 11, 09	Jan 05, 10	1,560.56	1,353.01		207.55	
	FIFO	50,000	Sep 18, 09	Jan 05, 10	917.97	784.03		133.94	
TARGET CORP	FIFO	3,000	Dec 04, 09	Jan 05, 10	145.26	137.19		8.07	
TEMPUR-PEDIC INTL INC	FIFO	23,000	Apr 17, 09	Jan 05, 10	574.98	247.09		327.89	
	FIFO	9,000	Apr 20, 09	Jan 05, 10	224.99	91.89		133.10	
	FIFO	10,000	May 21, 09	Jan 05, 10	249.99	106.20		143.79	
	FIFO	6,000	Aug 03, 09	Jan 05, 10	150.00	90.06		59.94	
THE DIRECTV GROUP CL A	FIFO	6,000	Aug 14, 09	Jan 05, 10	202.97	146.58		56.39	
TIME WARNER INC NEW	FIFO	6,000	Jun 03, 09	Jan 05, 10	175.56	134.57		40.99	
	FIFO	4,000	Dec 29, 09	Jan 05, 10	117.04	117.83	-0.79		
TRUEBLUE INC	FIFO	17,000	Aug 31, 09	Jan 05, 10	260.94	230.97		29.97	
UNILEVER NV NY SHS NEW	FIFO	15,000	Feb 06, 09	Jan 05, 10	483.44	321.08		162.36	
NETHERLANDS SPON ADR	FIFO	24,000	Oct 26, 09	Jan 05, 10	1,568.83	1,392.98		175.85	
UNION PACIFIC CORP	FIFO	12,000	Sep 16, 09	Jan 05, 10	206.99	177.57		29.42	
VERIFONE SYSTEMS INC	FIFO	11,000	Sep 23, 09	Jan 05, 10	189.74	166.87		22.87	
	FIFO	15,000	Oct 09, 09	Jan 05, 10	258.74	212.01		46.73	
WATERS CORP	FIFO	14,000	May 13, 09	Jan 05, 10	864.19	618.09		246.10	
WEATHERFORD INTL LTD CHF	FIFO	30,000	Jan 09, 09	Jan 05, 10	574.48	390.00		184.48	
	FIFO	15,000	Jul 28, 09	Jan 05, 10	287.24	271.56		15.68	
	FIFO	24,000	Oct 27, 09	Jan 05, 10	459.59	454.75		4.84	
	FIFO	24,000	Nov 03, 09	Jan 05, 10	459.59	423.54		36.05	
	FIFO	10,000	Nov 30, 09	Jan 05, 10	191.49	166.40		25.09	
WELLS FARGO & CO NEW	FIFO	25,000	Oct 30, 09	Jan 05, 10	680.98	710.04	-29.06		
WESTERN UNION CO	FIFO	20,000	Feb 05, 09	Jan 05, 10	380.19	250.09		130.10	
WESTLAKE CHEMICAL CORP	FIFO	8,000	May 14, 09	Jan 05, 10	202.71	160.94		41.77	
	FIFO	6,000	May 20, 09	Jan 05, 10	152.04	130.58		21.46	
WILLIS GROUP HOLDINGS PLC	FIFO	10,000	Aug 03, 09	Mar 30, 10	308.06	254.00		54.06	

continued next page



Business Services Account

Account name:  
Account type:  
Account number:

LAPKIN FOUNDATION  
PACE Multi  
HK 19813 CM

Your Financial Advisor:  
CAGAN / SUDOL  
201-845-4415/800-698-2707

Realized gains and losses (continued)  
**Short-term capital gains and losses (continued)**

Security description	Method	Quantity or face value (\$)	Purchase date	Sale date	Sale amount (\$)	Purchase amount (\$)	Loss (\$)	Gain (\$)	Net gain or loss (\$)
WOLTERS KLUWER NV									
SPONSORED ADR	FIFO	17 000	Feb 24, 09	Jan 05, 10	379.09	276.86		102.23	
NETHERLANDS ADR	FIFO	19 000	Apr 29, 09	Jan 05, 10	423.69	315.47		108.22	
	FIFO	17 000	Jun 03, 09	Jan 05, 10	379.09	330.99		48.10	
	FIFO	24 000	Jun 15, 09	Jan 05, 10	535.18	409.75		125.43	
WORLD FUEL SERVICES CORP	FIFO	22 000	Aug 31, 09	Jan 05, 10	616.64	492.81		123.83	
	FIFO	6 000	Oct 26, 09	Jan 05, 10	168.17	163.31		4.86	
WRIGHT EXPRESS CORP									
	FIFO	10 000	May 08, 09	Jan 05, 10	331.79	236.96		94.83	
	FIFO	9 000	May 15, 09	Jan 05, 10	298.61	205.65		92.96	
	FIFO	4 000	Sep 09, 09	Jan 05, 10	132.72	123.45		9.27	
XTO ENERGY INC *MERGER									
EFF : 06/2010*	FIFO	4 000	Jun 22, 09	Jan 05, 10	189.24	149.87		39.37	
	FIFO	6 000	Aug 06, 09	Jan 05, 10	283.85	246.19		37.66	
	FIFO	8 000	Dec 14, 09	Jan 05, 10	378.47	382.08	-3.61		
BLACKROCK GLOBAL									
ALLOCATION FUND INC A	FIFO	123 752	Jan 08, 10	Jun 08, 10	2,114.92	2,264.66	-149.74		
DELAWARE EMERGING									
MARKETS FUND CL A	FIFO	533 362	Jan 08, 10	May 06, 10	6,800.37	7,584.41	-784.04		
	FIFO	47 819	Feb 09, 10	May 06, 10	609.69	607.78		1.91	
	FIFO	25 868	Jan 08, 10	Mar 30, 10	359.57	367.84	-8.27		
DELAWARE LIMITED-TERM									
DIVERSIFIED INCOME FUND	FIFO	278 619	Jan 08, 10	Dec 02, 10	2,490.85	2,490.85			
CL A	FIFO	18 933	Jan 08, 10	Jun 08, 10	168.50	169.26	-0.76		
	FIFO	22 942	Jan 08, 10	May 07, 10	205.10	205.10			
	FIFO	965.141	Jan 08, 10	Feb 09, 10	8,628.36	8,628.36			
EATON VANCE GLOBAL MACRO									
ABSOLUTE RETURN	FIFO	726 108	Jan 08, 10	Dec 02, 10	7,486.17	7,522.48	-36.31		
FUND A	FIFO	41.191	Jan 08, 10	Jun 08, 10	428.80	426.74		2.06	
	FIFO	13 338	Jan 08, 10	May 19, 10	138.71	138.18		0.53	

continued next page





Account name: LAPKIN FOUNDATION  
 Account number: HK 19813 CM

Realized gains and losses (continued)  
**Short-term capital gains and losses (continued)**

Security description	Method	Quantity or face value (\$)	Purchase date	Sale date	Sale amount (\$)	Purchase amount (\$)	Loss (\$)	Gain (\$)	Net gain or loss (\$)
	FIFO	57 029	Jan 08, 10	May 07, 10	593 10	590 82		2 28	
	FIFO	112 688	Jan 08, 10	Mar 30, 10	1,167 45	1,167 45			
	FIFO	137 560	Jan 08, 10	Feb 09, 10	1,429 25	1,425 12		4 13	
FIRST AMERICAN EQUITY INCOME FUND CLASS A									
	FIFO	91 103	Jan 08, 10	Dec 02, 10	1,170 67	1,080 48		90 19	
	FIFO	66 943	Jan 08, 10	Jun 08, 10	744 41	793 94	-49 53		
	FIFO	448 380	Jan 08, 10	May 19, 10	5,259 50	5,317 79	-58 29		
	FIFO	63 003	Jan 08, 10	Mar 30, 10	769 90	747 22		22 68	
	FIFO	409 816	Jan 08, 10	Feb 09, 10	4,577 64	4,860 42	-282 78		
FIRST EAGLE OVERSEAS FUND CLASS A									
	FIFO	526 055	Jan 08, 10	May 06, 10	10,410 62	10,526 36	-115 74		
	FIFO	3 595	Feb 09, 10	May 06, 10	71 15	68 16		2 99	
	FIFO	3 830	Jan 08, 10	Mar 30, 10	77 74	76 64		1 10	
HARTFORD CAPITAL APPRECIATION II FUND CLASS A									
	FIFO	2 208	Jan 08, 10	Dec 02, 10	29 83	27 22		2 61	
	FIFO	75 175	Jan 08, 10	Jun 08, 10	845 72	926 91	-81 19		
	FIFO	443 522	Jan 08, 10	May 19, 10	5,215 82	5,468 63	-252 81		
	FIFO	88 401	Jan 08, 10	Mar 30, 10	1,114 74	1,089 98		24 76	
	FIFO	358 018	Jan 08, 10	Feb 09, 10	4,067 09	4,414 36	-347 27		
HENDERSON GLOBAL INVESTORS INTL OPPORTUNITIES FUND A									
	FIFO	502 801	Jan 08, 10	May 06, 10	9,397 35	10,357 70	-960 35		
	FIFO	27 313	Feb 09, 10	May 06, 10	510 48	514 85	-4 37		
	FIFO	11 908	Jan 08, 10	Mar 30, 10	239 71	245 30	-5 59		
INVESCO FLOATING RATE FUND CLASS A									
	FIFO	2,954 493	Jan 08, 10	May 26, 10	21,981 43	22,099 61	-118 18		
	FIFO	119 283	Mar 30, 10	May 26, 10	887 47	908 94	-21 47		
	FIFO	23 403	May 19, 10	May 26, 10	174 12	175 99	-1 87		
	FIFO	46 088	Earnings	May 26, 10	342 89	348 76	-5 87		
	FIFO	71 796	Jan 08, 10	May 07, 10	542 06	537 03		5 03	
	FIFO	163 116	Jan 08, 10	Feb 09, 10	1,218 48	1,220 11	-1 63		

continued next page



Business Services Account

Account name: LAKIN FOUNDATION  
Account type: PACE Multi  
Account number: HK 19813 CM

Your Financial Advisor:  
CAGAN / SUDOL  
201-845-4415/800-698-2707

Realized gains and losses (continued)  
**Short-term capital gains and losses (continued)**

Security description	Method	Quantity or face value (\$)	Purchase date	Sale date	Sale amount (\$)	Purchase amount (\$)	Loss (\$)	Gain (\$)	Net gain or loss (\$)
<b>JP MORGAN STRATEGIC INCOME OPPORTUNITIES FUND CLASS A</b>									
	FIFO	1,676,262	Jan 08, 10	Oct 13, 10	19,729.60	19,528.45		201.15	
	FIFO	98,251	Mar 30, 10	Oct 13, 10	1,156.41	1,147.57		8.84	
	FIFO	37,907	Earnings	Oct 13, 10	446.15	440.38		5.77	
	FIFO	244,519	Jan 08, 10	Jun 08, 10	2,824.19	2,848.65	-24.46		
	FIFO	35,999	Jan 08, 10	May 07, 10	419.03	419.39	-0.36		
	FIFO	91,010	Jan 08, 10	Feb 09, 10	1,052.99	1,060.27	-7.28		
<b>NEUBERGER BERMAN EQUITY INCOME FUND CLASS A</b>									
	FIFO	109,786	Jan 08, 10	Jun 08, 10	1,052.85	1,079.20	-26.35		
	FIFO	814,319	Jan 08, 10	May 19, 10	7,972.18	8,004.76	-32.58		
	FIFO	5,994	Jan 08, 10	May 07, 10	58.32	58.92	-0.60		
	FIFO	40,786	Jan 08, 10	Mar 30, 10	405.82	400.93		4.89	
<b>PIMCO COMMODITY REAL RETURN STRATEGY FUND CLASS A</b>									
	FIFO	923,205	Jan 08, 10	May 26, 10	6,739.40	7,791.85	-1,052.45		
	FIFO	75,982	Feb 09, 10	May 26, 10	554.67	588.10	-33.43		
	FIFO	19,121	May 19, 10	May 26, 10	139.58	140.35	-0.77		
	FIFO	39,577	Earnings	May 26, 10	288.91	309.49	-20.58		
	FIFO	10,894	Jan 08, 10	May 07, 10	82.90	91.95	-9.05		
	FIFO	636,251	Jan 08, 10	Mar 30, 10	4,911.86	5,369.96	-458.10		
<b>PRINCIPAL INVESTORS PREFERRED SECURITIES FUND A</b>									
	FIFO	819,334	Jan 08, 10	May 19, 10	7,521.49	7,619.81	-98.32		
	FIFO	21,183	May 07, 10	May 19, 10	194.46	193.40		1.06	
	FIFO	24,610	Earnings	May 19, 10	225.92	231.28	-5.36		
	FIFO	542,821	Jan 08, 10	Mar 30, 10	5,232.79	5,048.24		184.55	
	FIFO	62,979	Jan 08, 10	Feb 09, 10	581.30	585.70	-4.40		
<b>R S VALUE FUND CLASS A</b>									
	FIFO	43,385	Jan 08, 10	Jun 08, 10	919.76	944.06	-24.30		
	FIFO	116,096	Jan 08, 10	May 19, 10	2,579.65	2,526.25		53.40	

continued next page





Account name: LAPKIN FOUNDATION  
 Account number: HK 19813 CM

Realized gains and losses (continued)  
**Short-term capital gains and losses (continued)**

Security description	Method	Quantity or face value (\$)	Purchase date	Sale date	Sale amount (\$)	Purchase amount (\$)	Loss (\$)	Gain (\$)	Net gain or loss (\$)
	FIFO	29 253	Jan 08, 10	Mar 30, 10	671 93	636 55		35 38	
ROYCE SPECIAL EQUITY FD	FIFO	48 171	Jan 08, 10	Jun 08, 10	820 25	860 82	-40 57		
	FIFO	3 685	Jan 08, 10	May 19, 10	67 30	65 85		1 45	
	FIFO	19 752	Jan 08, 10	Mar 30, 10	370 95	352 97		17 98	
SENTINEL SHORT MATURITY GOVERNMENT FUND CLA	FIFO	500 131	May 26, 10	Dec 02, 10	4 636 21	4 651 22	-15 01		
STADION MANAGED PORTFOLIO FUND CLASS A	FIFO	49 607	Feb 09, 10	Jun 08, 10	478 21	453 90		24 31	
	FIFO	6 453	Feb 09, 10	May 19, 10	62 27	59 04		3 23	
	FIFO	51 916	Feb 09, 10	May 07, 10	500 99	475 03		25 96	
PACE MONEY MARKET INVESTMENTS FUND CLASS P	FIFO	2 139 250	Jan 08, 10	Dec 02, 10	2 139 25	2 139 25			
	FIFO	1 340 510	Feb 09, 10	Dec 02, 10	1 340 51	1 340 51			
	FIFO	465 640	Mar 30, 10	Dec 02, 10	465 64	465 64			
	FIFO	20 099 700	May 07, 10	Dec 02, 10	20 099 70	20 099 70			
	FIFO	0 130	Earnings	Dec 02, 10	0 13	0 13			
UBS PACE MONEY MARKET INVESTMENT FUND CLASS P	FIFO	751 180	Jan 08, 10	Oct 22, 10	751 18	751 18			
	FIFO	979 420	Jan 08, 10	Jul 23, 10	979 42	979 42			
	FIFO	2 359 830	Jan 08, 10	Jun 08, 10	2 359 83	2 359 83			
	FIFO	1 722 570	Jan 08, 10	Jan 28, 10	1 722 57	1 722 57			
<b>Total</b>					<b>\$310,476.54</b>	<b>\$297,396.07</b>	<b>-\$6,217.42</b>	<b>\$19,297.89</b>	<b>\$13,080.47</b>

**Long-term capital gains and losses**

Security description	Method	Quantity or face value (\$)	Purchase date	Sale date	Sale amount (\$)	Purchase amount (\$)	Loss (\$)	Gain (\$)	Net gain or loss (\$)
ACCENTURE PLC IRELAND CLA	FIFO	27 000	Jul 30, 07	Jan 05, 10	1 136 39	1 127 79		8 60	
	FIFO	11 000	Jul 17, 08	Jan 05, 10	462 98	430 10		32 88	
ACE LTD CHF	FIFO	7 000	Jul 30, 07	Jan 05, 10	340 12	413 42	-73 30		
	FIFO	2 000	Jul 18, 08	Jan 05, 10	97 18	98 10	-0 92		

continued next page



Business Services Account

Account name: LAPKIN FOUNDATION  
Account type: PACE Multi  
Account number: HK 19813 CM

Your Financial Advisor:  
CAGAN / SUDOL  
201-845-4415/800-698-2707

Realized gains and losses (continued)  
**Long-term capital gains and losses (continued)**

Security description	Method	Quantity or face value (\$)	Purchase date	Sale date	Sale amount (\$)	Purchase amount (\$)	Loss (\$)	Gain (\$)	Net gain or loss (\$)
AEGON NV ADR N Y SHS	FIFO	9 000	Jul 21, 08	Jan 05, 10	437.30	433.31		3.99	
NETHERLANDS ADR	FIFO	30 000	Feb 15, 08	Jan 05, 10	206.69	412.97	-206.28		
	FIFO	24 000	Oct 24, 08	Jan 05, 10	165.35	105.83		59.52	
AETNA INC	FIFO	14 000	Sep 17, 08	Jan 05, 10	460.31	532.10	-71.79		
	FIFO	12 000	Oct 30, 08	Jan 05, 10	394.55	307.36		87.19	
	FIFO	18 000	Nov 06, 08	Jan 05, 10	591.82	428.01		163.81	
ALCATEL-LUCENT SPON ADR	FIFO	31 000	Mar 28, 07	Jan 05, 10	113.77	369.52	-255.75		
	FIFO	30 000	Apr 18, 07	Jan 05, 10	110.10	378.60	-268.50		
	FIFO	24 000	May 02, 07	Jan 05, 10	88.08	320.40	-232.32		
	FIFO	112 000	Jul 30, 07	Jan 05, 10	411.03	1,470.56	-1,059.53		
	FIFO	42 000	Sep 14, 07	Jan 05, 10	154.14	380.06	-225.92		
	FIFO	54 000	Sep 20, 07	Jan 05, 10	198.17	486.04	-287.87		
ALCON INC CHF	FIFO	6 000	Jul 30, 07	Jan 05, 10	935.55	821.28		114.27	
	FIFO	1 000	Dec 19, 07	Jan 05, 10	155.93	144.92		11.01	
ALLERGAN INC	FIFO	31 000	Jul 30, 07	Jan 05, 10	1,958.21	1,821.25		136.96	
ALNYLAM PHARMACEUTICALS INC	FIFO	2 000	May 21, 08	Jan 05, 10	36.34	60.43	-24.09		
	FIFO	8 000	May 27, 08	Jan 05, 10	145.36	228.85	-83.49		
	FIFO	11 000	Jun 26, 08	Jan 05, 10	199.86	284.34	-84.48		
ALPHA NATURAL RESOURCES INC	FIFO	3 000	May 21, 08	Jan 05, 10	140.73	219.57	-78.84		
	FIFO	3 000	May 28, 08	Jan 05, 10	140.73	235.94	-95.21		
	FIFO	40 000	Nov 26, 08	Jan 05, 10	793.18	631.54		161.64	
ALTRIA GROUP INC	FIFO	35 000	Dec 03, 08	Jan 05, 10	694.03	526.40		167.63	
	FIFO	5 000	Dec 09, 08	Jan 05, 10	99.15	74.16		24.99	
	FIFO	5 000	Dec 18, 08	Jan 05, 10	99.15	74.90		24.25	
ALUMINA LTD SPON ADR	FIFO	55 000	Feb 21, 06	Jan 05, 10	387.74	1,209.14	-821.40		
	FIFO	7 000	Aug 04, 06	Jan 05, 10	49.35	135.17	-85.82		
	FIFO	21 000	Nov 20, 07	Jan 05, 10	148.04	493.79	-345.75		
AMERIPRISE FINANCIAL INC	FIFO	14 000	Sep 23, 08	Jan 05, 10	556.77	584.37	-27.60		

continued next page





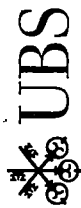
Account name: LAPKIN FOUNDATION  
 Account number: HK 19813 CM

Realized gains and losses (continued)

Long-term capital gains and losses (continued)

Security description	Method	Quantity or face value (\$)	Purchase date	Sale date	Sale amount (\$)	Purchase amount (\$)	Loss (\$)	Gain (\$)	Net gain or loss (\$)
	FIFO	18 000	Sep 29, 08	Jan 05, 10	715 84	693 96		21 88	
	FIFO	15 000	Nov 03, 08	Jan 05, 10	596 53	322 74		273 79	
ANADARKO PETROLEUM CORP	FIFO	1 000	Jul 23, 08	Jan 05, 10	65 02	61 50		3 52	
	FIFO	5 000	Aug 04, 08	Jan 05, 10	325 09	275 01		50 08	
	FIFO	5 000	Sep 02, 08	Jan 05, 10	325 09	295 82		29 27	
	FIFO	3 000	Dec 29, 08	Jan 05, 10	195 05	112 49		82 56	
ANGLOGOLD ASHANTI LTD	FIFO	24 000	Jun 23, 08	Jan 05, 10	1 015 65	590 75		424 90	
NEW SPON ADR	FIFO	3 000	Mar 04, 08	Jan 05, 10	126 96	109 52		17 44	
	FIFO	16 000	Mar 19, 08	Jan 05, 10	677 10	536 20		140 90	
ANSYS INC	FIFO	7 000	Jul 30, 07	Jan 05, 10	312 95	182 22		130 73	
	FIFO	2 000	Sep 30, 08	Jan 05, 10	89 42	74 50		14 92	
ASPEN INSURANCE HOLDINGS LTD ORD	FIFO	12 000	Dec 06, 07	Jan 05, 10	306 59	360 20	-53 61		
	FIFO	20 000	Jul 30, 07	Jan 05, 10	1 569 95	1 598 80	-28 85		
BARRICK GOLD CORP CAD	FIFO	5 000	Jul 30, 07	Jan 05, 10	203 64	162 51		41 13	
	FIFO	8 000	Mar 20, 08	Jan 05, 10	325 83	344 47	-18 64		
	FIFO	14 000	Apr 30, 08	Jan 05, 10	570 20	534 44		35 76	
	FIFO	13 000	Sep 16, 08	Jan 05, 10	529 47	359 85		169 62	
BECTON DICKINSON & CO	FIFO	20 000	Jul 24, 08	Jan 05, 10	1 569 95	1 748 11	-178 16		
BIG LOTS INC	FIFO	13 000	Jul 30, 07	Jan 05, 10	376 34	348 92		27 42	
BIO RAD LABORATORIES INC CL A	FIFO	2 000	Sep 04, 08	Jan 05, 10	195 59	209 88	-14 29		
	FIFO	2 000	Oct 02, 08	Jan 05, 10	195 59	195 52		0 07	
BOSTON BEER CO INC CL A	FIFO	3 000	Mar 31, 08	Jan 05, 10	143 18	143 22	-0 04		
	FIFO	2 000	Apr 01, 08	Jan 05, 10	95 46	92 90		2 56	
BP PLC SPON ADR	FIFO	6 000	Feb 26, 07	Jan 05, 10	357 83	386 10	-28 27		
	FIFO	11 000	Jun 04, 07	Jan 05, 10	656 02	751 63	-95 61		
	FIFO	3 000	Jul 30, 07	Jan 05, 10	178 92	207 81	-28 89		
	FIFO	25 000	Jan 23, 08	Jan 05, 10	1 490 96	1 471 22		19 74	
	FIFO	15 000	Feb 01, 08	Jan 05, 10	894 58	959 70	-65 12		
	FIFO	10 000	Apr 17, 08	Jan 05, 10	596 38	675 27	-78 89		

continued next page



Business Services Account

Account name: LARKIN FOUNDATION  
Account type: PACE Multi  
Account number: HK 19813 CM

Your Financial Advisor:  
CAGAN / SUDOL  
201-845-4415/800-698-2707

Realized gains and losses (continued)  
Long-term capital gains and losses (continued)

Security description	Method	Quantity or face value (\$)	Purchase date	Sale date	Sale amount (\$)	Purchase amount (\$)	Loss (\$)	Gain (\$)	Net gain or loss (\$)
BUCKEYE TECHNOLOGIES INC	FIFO	2,000	Jul 28, 08	Jan 05, 10	119.28	124.66	-5.38		
BUNGE LIMITED	FIFO	18,000	Jul 30, 07	Jan 05, 10	182.69	288.54	-105.85		
BURLINGTON NTHN SANTA FE CORP**MERGER EFF 02/2010**	FIFO	7,000	Jan 31, 08	Jan 05, 10	455.13	821.49	-366.36		
CAMECO CORP CANADA CAD	FIFO	10,000	Apr 09, 08	Jan 05, 10	650.18	1,015.15	-364.97		
CENTRAIS ELETRICAS BRAS SA SPON ADR REP 50 COM (ELETROBRAS)	FIFO	9,000	Feb 28, 08	Jan 05, 10	888.27	802.49		85.78	
	FIFO	8,000	Apr 03, 08	Jan 05, 10	789.58	767.18		22.40	
	FIFO	12,000	Aug 11, 08	Jan 05, 10	403.19	381.99		21.20	
	FIFO	18,000	Sep 10, 08	Jan 05, 10	604.78	436.50		168.28	
	FIFO	23,000	Jul 30, 07	Jan 05, 10	369.60	829.61	-460.01		
CHEVRON CORP	FIFO	4,000	May 25, 07	Jan 05, 10	88.76	52.85		35.91	1
	FIFO	15,000	Aug 06, 07	Jan 05, 10	332.84	191.34		141.50	1
	FIFO	4,000	Aug 07, 07	Jan 05, 10	88.76	52.60		36.16	
	FIFO	17,000	Feb 09, 07	Jan 05, 10	331.49	188.73		142.76	1
	FIFO	13,000	Jun 06, 07	Jan 05, 10	253.49	163.54		89.95	1
	FIFO	3,000	Aug 01, 07	Jan 05, 10	58.50	38.31		20.19	
	FIFO	45,000	Aug 16, 07	Jan 05, 10	877.48	439.28		438.20	
	FIFO	4,000	Feb 12, 08	Jan 05, 10	317.31	324.96	-7.65		
	FIFO	2,000	Jul 28, 08	Jan 05, 10	158.66	165.32	-6.66		
	FIFO	7,000	Oct 15, 08	Jan 05, 10	555.30	436.23		119.07	
	FIFO	2,000	Mar 26, 08	Jan 05, 10	680.84	983.99	-303.15		
COMMUNITY BANK SYSTEMS INC	FIFO	10,000	Feb 11, 08	Jan 05, 10	195.79	231.62	-35.83		
	FIFO	9,000	Feb 12, 08	Jan 05, 10	176.21	208.20	-31.99		
	FIFO	10,000	Feb 15, 08	Jan 05, 10	195.79	221.91	-26.12		
COMSTOCK RESOURCES INC NEW	FIFO	2,000	Nov 08, 07	Jan 05, 10	86.24	73.71		12.53	

continued next page





Account name: LARKIN FOUNDATION  
 Account number: LK 19813 CM

Realized gains and losses (continued)  
**Long-term capital gains and losses (continued)**

Security description	Method	Quantity or face value (\$)	Purchase date	Sale date	Sale amount (\$)	Purchase amount (\$)	Loss (\$)	Gain (\$)	Net gain or loss (\$)
COMTECH TELECOMMUNICATNS CORP NEW	FIFO	7 000	Nov 13, 07	Jan 05, 10	301 83	250 89		50 94	
CVS CAREMARK CORP	FIFO	8 000	Dec 17, 07	Jan 05, 10	283 43	415 92	-132 49		
	FIFO	1 000	Mar 16, 07	Jan 05, 10	32 84	32 86	-0.02		1
	FIFO	19 000	Mar 19, 07	Jan 05, 10	623 94	632 51	-8 57		1
	FIFO	8 000	Apr 26, 07	Jan 05, 10	262 71	293 86	-31 15		1
	FIFO	6 000	Jun 28, 07	Jan 05, 10	197 03	221 46	-24 43		1
	FIFO	20 000	Aug 25, 08	Jan 05, 10	656 78	733 94	-77 16		
DAI NIPPON PRINTING CO SPON ADR	FIFO	58 000	Aug 01, 07	Jan 05, 10	752 82	851 73	-98 91		
DAIWA HOUSE IND LTD ADR JAPAN ADR	FIFO	1 000	Jan 07, 08	Jan 05, 10	113 25	127 99	-14 74		
	FIFO	3 000	Feb 13, 08	Jan 05, 10	339 74	314 86		24 88	
	FIFO	4 000	Mar 11, 08	Jan 05, 10	452 99	384 51		68 48	
	FIFO	2 000	Sep 02, 08	Jan 05, 10	226 49	187 88		38 61	
EMERGENCY MEDICAL SERVICES CORP CL A	FIFO	5 000	Oct 23, 08	Jan 05, 10	273 54	149 94		123 60	
	FIFO	3 000	Oct 28, 08	Jan 05, 10	164 12	84 37		79 75	
EMERSON ELECTRIC CO	FIFO	17 000	Feb 11, 08	Jan 05, 10	735 06	860 48	-125 42		
	FIFO	16 000	Mar 26, 08	Jan 05, 10	691 82	821 60	-129 78		
EQUITY LIFESTYLE PROPERTIES INC REIT	FIFO	2 000	Dec 09, 08	Jan 05, 10	100 14	70 91		29 23	
	FIFO	4 000	Dec 12, 08	Jan 05, 10	200 27	135 16		65 11	
ESTERLINE TECHNOLOGIES CORP	FIFO	6 000	Jun 26, 08	Jan 05, 10	248 99	300 37	-51 38		
EXPEDITORS INTL WASH INC	FIFO	11 000	Jul 30, 07	Jan 05, 10	384 88	496 10	-111 22		
	FIFO	9 000	Jan 22, 08	Jan 05, 10	314 90	387 00	-72 10		
EXPRESS SCRIPTS INC	FIFO	19 000	Jul 30, 07	Jan 05, 10	1 675 94	945 44		730 50	
FLEXTRONICS INTL LTD	FIFO	49 000	Jul 30, 07	Jan 05, 10	360 63	547 31	-186 68		
	FIFO	40 000	Aug 07, 07	Jan 05, 10	294 39	439 60	-145 21		
	FIFO	20 000	Apr 15, 08	Jan 05, 10	147 20	186 04	-38 84		
	FIFO	30 000	May 16, 08	Jan 05, 10	220 79	314 67	-93 88		

continued next page



Business Services Account

Account name:  
Account type:  
Account number:

LAPKIN FOUNDATION  
PACE Multi  
HK 19813 CM

Your Financial Advisor:  
CAGAN / SUDOL  
201-845-4415/800-698-2707

Realized gains and losses (continued)  
Long-term capital gains and losses (continued)

Security description	Method	Quantity or face value (\$)	Purchase date	Sale date	Sale amount (\$)	Purchase amount (\$)	Loss (\$)	Gain (\$)	Net gain or loss (\$)
	FIFO	10,000	Oct 09, 08	Jan 05, 10	73.60	55.00		18.60	
	FIFO	40,000	Oct 28, 08	Jan 05, 10	294.39	152.40		141.99	
FUJII FILM HOLDINGS CORP ADR	FIFO	57,000	Feb 21, 06	Jan 05, 10	1,744.72	1,818.30	-73.58		1
	FIFO	13,000	Mar 04, 08	Jan 05, 10	397.92	476.38	-78.46		
GEOEYE INC	FIFO	1,000	Dec 30, 08	Jan 05, 10	28.70	17.88		10.82	
	FIFO	7,000	Dec 31, 08	Jan 05, 10	200.89	133.26		67.63	
GILEAD SCIENCES INC	FIFO	37,000	Feb 21, 06	Jan 05, 10	1,601.32	1,114.44		486.88	1
	FIFO	13,000	Dec 19, 07	Jan 05, 10	562.62	589.69	-27.07		
GOLD FIELDS LTD SPON ADR	FIFO	20,000	Feb 01, 08	Jan 05, 10	271.59	291.47	-19.88		
	FIFO	42,000	Feb 06, 08	Jan 05, 10	570.34	584.04	-13.70		
	FIFO	15,000	Apr 08, 08	Jan 05, 10	203.69	208.58	-4.89		
	FIFO	34,000	May 22, 08	Jan 05, 10	461.71	482.57	-20.86		
GRAFTECH INTL LTD	FIFO	23,000	Aug 07, 08	Jan 05, 10	361.32	447.96	-86.64		
GUESS ? INC	FIFO	12,000	Jul 30, 07	Jan 05, 10	512.38	564.84	-52.46		
HACHIJUNI BANK LTD ADR	FIFO	3,000	Jun 19, 08	Jan 05, 10	175.37	196.49	-21.12		
	FIFO	7,000	Jul 15, 08	Jan 05, 10	409.21	423.49	-14.28		
HALLIBURTON CO (HOLDING COMPANY)	FIFO	29,000	Nov 06, 08	Jan 05, 10	907.68	521.04		386.64	
HANCOCK HOLDING CO	FIFO	3,000	Oct 27, 08	Jan 05, 10	134.82	129.82		5.00	
	FIFO	2,000	Nov 05, 08	Jan 05, 10	89.88	92.23	-2.35		
	FIFO	7,000	Dec 19, 08	Jan 05, 10	314.57	295.92		18.65	
HATTERAS FINANCIAL CORP REIT	FIFO	8,000	Dec 26, 08	Jan 05, 10	224.55	208.04		16.51	
ILLINOIS TOOL WORKS INC	FIFO	26,000	Jul 30, 07	Jan 05, 10	1,259.40	1,438.04	-178.64		
ILLUMINA INC	FIFO	1,000	Jul 31, 07	Jan 05, 10	30.37	22.99		7.38	
	FIFO	4,000	Jul 31, 07	Jan 05, 10	121.47	91.98		29.49	
	FIFO	8,000	Aug 02, 07	Jan 05, 10	242.95	186.00		56.95	
IMPALA PLATINUM HLDG LTD SPON ADR	FIFO	7,000	Sep 02, 08	Jan 05, 10	207.19	177.66		29.53	
	FIFO	15,000	Sep 05, 08	Jan 05, 10	443.99	368.47		75.52	

continued next page





Account name: LAPKIN FOUNDATION  
 Account number: HK 19813 CM

Realized gains and losses (continued)

Long-term capital gains and losses (continued)

Security description	Method	Quantity or face value (\$)	Purchase date	Sale date	Sale amount (\$)	Purchase amount (\$)	Loss (\$)	Gain (\$)	Net gain or loss (\$)
INGRAM MICRO INC	FIFO	15 000	Nov 15, 07	Jan 05, 10	261 74	309 58	-47.84		
	FIFO	20 000	Nov 29, 07	Jan 05, 10	348.99	412 87	-63.88		
	FIFO	20 000	Apr 21, 08	Jan 05, 10	348.99	339.09		9.90	
INTEL CORP	FIFO	76 000	Jul 30, 07	Jan 05, 10	1,592.92	1,824.76	-231.84		
	FIFO	5 000	Jan 14, 08	Jan 05, 10	104.80	115.60	-10.80		
	FIFO	10 000	Sep 08, 08	Jan 05, 10	209.59	207.60		1.99	
	FIFO	35.000	Oct 27, 08	Jan 05, 10	733.58	496.91		236.67	
	FIFO	10.000	Nov 10, 08	Jan 05, 10	209.59	146.40		63.19	
INTERDIGITAL INC (PA)	FIFO	11 000	Dec 22, 08	Jan 05, 10	304.14	288.44		15.70	
INTERPUBLIC GROUP OF COS INC	FIFO	119 000	Jul 30, 07	Jan 05, 10	896.05	1,216.18	-320.13		
	FIFO	35 000	Dec 20, 07	Jan 05, 10	263.54	280.02	-16.48		
INTUIT	FIFO	33 000	Jul 30, 07	Jan 05, 10	1,015.05	957.66		57.39	
	FIFO	16 000	Jul 31, 07	Jan 05, 10	492.15	463.21		28.94	
ISIS PHARMACEUTICALS INC	FIFO	14 000	Nov 11, 08	Jan 05, 10	157.77	214.32	-56.55		
ITT CORP	FIFO	29 000	Dec 07, 07	Jan 05, 10	1,434.88	1,894.63	-459.75		
IVANHOE MINES LTD CAD	FIFO	25.000	May 30, 06	Jan 05, 10	397.49	173.83		223.66	1
	FIFO	1 000	Jul 30, 07	Jan 05, 10	15.90	13.72		2.18	
	FIFO	21 000	Jan 10, 08	Jan 05, 10	333.89	222.73		111.16	
	FIFO	16 000	Mar 19, 08	Jan 05, 10	254.39	161.59		92.80	
JACOBS ENGINEERING GROUP INC	FIFO	23 000	Jul 30, 07	Jan 05, 10	879.27	1,408.98	-529.71		
	FIFO	6 000	Jan 11, 08	Jan 05, 10	229.37	540.56	-311.19		
KOREA ELECTRIC POWER CRP SPONSORED ADR SHS	FIFO	59 000	Feb 21, 06	Jan 05, 10	884.98	1,329.86	-444.88		1
	FIFO	11 000	Sep 29, 06	Jan 05, 10	165.00	215.38	-50.38		1
	FIFO	3 000	Jul 30, 07	Jan 05, 10	45.00	71.37	-26.37		
	FIFO	29 000	Mar 17, 08	Jan 05, 10	434.99	406.03		28.96	
MAGNA INTL INC CL A SUB	FIFO	5 000	Jun 05, 08	Jan 05, 10	267.04	347.60	-80.56		
VTG CANADA ORD CAD	FIFO	6 000	Jun 23, 08	Jan 05, 10	320.45	391.55	-71.10		

continued next page



Business Services Account

Account name: LAPKIN FOUNDATION  
Account type: PACE Mult  
Account number: HK 19813 CM

Your Financial Advisor:  
CAGAN / SUDOL  
201-845-4415/800-698-2707

Realized gains and losses (continued)  
**Long-term capital gains and losses (continued)**

Security description	Method	Quantity or face value (\$)	Purchase date	Sale date	Sale amount (\$)	Purchase amount (\$)	Loss (\$)	Gain (\$)	Net gain or loss (\$)
MASIMO CORP	FIFO	11 000	Jul 15, 08	Jan 05, 10	587.49	605.40	-17.91		
	FIFO	5 000	Sep 26, 08	Jan 05, 10	149.65	188.37	-38.72		
	FIFO	3 000	Oct 01, 08	Jan 05, 10	89.79	115.46	-25.67		
	FIFO	8 000	Dec 05, 08	Jan 05, 10	239.43	202.76		36.67	
	FIFO	4 000	Dec 09, 08	Jan 05, 10	119.72	105.74		13.98	
MCDONALDS CORP	FIFO	21 000	Nov 26, 08	Jan 05, 10	1,317.08	1,205.92		111.16	
MCMORAN EXPLORATION CO	FIFO	15 000	Jul 24, 08	Jan 05, 10	126.59	347.10	-220.51		
MITSUJI SUMITOMO UNSPONS ADR **NAME CHANGE 2010** ADR	FIFO	24 000	Nov 12, 07	Jan 05, 10	314.39	429.03	-114.64		
	FIFO	24 000	Nov 21, 07	Jan 05, 10	314.39	442.36	-127.97		
	FIFO	24 000	Dec 05, 07	Jan 05, 10	314.39	433.77	-119.38		
MONOLITHIC POWER SYSTEMS INC	FIFO	5 000	Sep 26, 07	Jan 05, 10	119.50	124.98	-5.48		
	FIFO	9 000	Oct 04, 07	Jan 05, 10	215.09	214.74		0.35	
	FIFO	7 000	Sep 26, 08	Jan 05, 10	167.29	130.20		37.09	
	FIFO	4 000	Sep 29, 08	Jan 05, 10	95.60	69.54		26.06	
MONSANTO CO NEW	FIFO	17 000	Dec 17, 08	Jan 05, 10	1,425.24	1,279.69		145.55	
MULTI-FINELINE ELECTRONIX INC	FIFO	9 000	Jul 23, 08	Jan 05, 10	261.71	246.01		15.70	
	FIFO	7 000	Aug 04, 08	Jan 05, 10	203.55	185.21		18.34	
NAVIGATORS GROUP INC	FIFO	3 000	Oct 31, 08	Jan 05, 10	143.72	148.39	-4.67		
	FIFO	2 000	Dec 08, 08	Jan 05, 10	95.82	108.43	-12.61		
NETFLIX.COM INC	FIFO	6 000	Aug 05, 08	Jan 05, 10	321.41	179.22		142.19	
	FIFO	7 000	Aug 14, 08	Jan 05, 10	374.98	220.14		154.84	
NEWCREST MINING LTD SPON AUSTRALIA ADR	FIFO	15 000	Jul 13, 06	Jan 05, 10	499.49	227.14		272.35	
	FIFO	13 000	Aug 13, 08	Jan 05, 10	432.89	274.71		158.18	
NEWS CORP INC DELA CL A	FIFO	5 000	Sep 15, 08	Jan 05, 10	69.30	68.84		0.46	
	FIFO	115 000	Oct 15, 08	Jan 05, 10	1,593.85	1,070.16		523.69	
NEXEN INC CAD	FIFO	5 000	Oct 02, 07	Jan 05, 10	123.60	152.18	-28.58		

continued next page



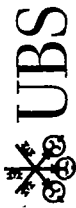


Account name: LAPKIN FOUNDATION  
 Account number: HK 19813 CM

Realized gains and losses (continued)  
**Long-term capital gains and losses (continued)**

Security description	Method	Quantity or face value (\$)	Purchase date	Sale date	Sale amount (\$)	Purchase amount (\$)	Loss (\$)	Gain (\$)	Net gain or loss (\$)
NIKE INC CL B	FIFO	14,000	Oct 10, 07	Jan 05, 10	346,07	430,42	-84,35		
	FIFO	6,000	Aug 07, 08	Jan 05, 10	148,32	181,02	-32,70		
	FIFO	1,000	Jan 11, 08	Jan 05, 10	65,09	60,89		4,20	
	FIFO	12,000	Apr 10, 08	Jan 05, 10	781,05	811,79	-30,74		
NIPPON TELEG & TEL CORP SPON ADR	FIFO	10,000	Feb 21, 06	Jan 05, 10	204,89	214,90	-10,01		
	FIFO	25,000	May 30, 07	Jan 05, 10	512,24	571,62	-59,38		
	FIFO	21,000	Jun 18, 07	Jan 05, 10	430,28	477,16	-46,88		
	FIFO	15,000	Jul 30, 07	Jan 05, 10	307,34	330,07	-22,73		
	FIFO	22,000	Oct 01, 07	Jan 05, 10	450,77	514,25	-63,48		
NORFOLK STHN CORP	FIFO	8,000	Jul 25, 08	Jan 05, 10	420,79	558,84	-138,05		
	FIFO	44,000	Jul 30, 07	Jan 05, 10	1,737,07	2,280,52	-543,45		
ON SEMICONDUCTOR CORP	FIFO	48,000	May 28, 08	Jan 05, 10	427,66	472,81	-45,15		
PANASONIC CORP SPON ADR	FIFO	71,000	Jul 30, 07	Jan 05, 10	1,044,38	1,298,59	-254,21		
PARKER HANNIFIN CORP	FIFO	27,000	Jul 30, 07	Jan 05, 10	1,466,06	1,803,06	-337,00		
PHILIP MORRIS INTL INC	FIFO	3,000	Aug 16, 07	Jan 05, 10	148,11	137,89		10,22	
	FIFO	10,000	Apr 22, 08	Jan 05, 10	493,69	502,40	-8,71		
PRAXAIR INC	FIFO	10,000	May 20, 08	Jan 05, 10	493,69	537,02	-43,33		
	FIFO	6,000	Jul 02, 08	Jan 05, 10	296,21	303,84	-7,63		
PROCTER & GAMBLE CO	FIFO	8,000	Oct 20, 08	Jan 05, 10	394,95	357,28		37,67	
	FIFO	10,000	Apr 17, 08	Jan 05, 10	812,38	901,67	-89,29		
	FIFO	9,000	Apr 25, 08	Jan 05, 10	731,14	849,81	-118,67		
QUALCOMM INC	FIFO	9,000	Jun 04, 08	Jan 05, 10	731,14	873,99	-142,85		
	FIFO	13,000	Jan 30, 08	Jan 05, 10	791,68	850,00	-58,32		
QUEST DIAGNOSTICS INC	FIFO	12,000	Mar 26, 08	Jan 05, 10	730,78	834,01	-103,23		
	FIFO	34,000	Feb 21, 06	Jan 05, 10	1,614,96	1,592,22		22,74	
RAYTHEON CO NEW	FIFO	1,000	Feb 22, 06	Jan 05, 10	47,50	48,34	-0,84		
	FIFO	3,000	Mar 14, 07	Jan 05, 10	142,50	129,87		12,63	
RAYTHEON CO NEW	FIFO	16,000	Jul 30, 07	Jan 05, 10	759,98	681,68		78,30	
	FIFO	15,000	Jul 30, 07	Jan 05, 10	914,08	832,65		81,43	
RAYTHEON CO NEW	FIFO	10,000	Dec 19, 07	Jan 05, 10	609,38	526,90		82,48	
	FIFO	6,000	Jul 30, 07	Jan 05, 10	312,47	336,48	-24,01		

continued next page



Business Services Account

Account name: LAPKIN FOUNDATION  
Account type: PACE Multi  
Account number: HK 19813 CM

Your Financial Advisor:  
CAGAN / SUDOL  
201-845-4415/800-698-2707

Realized gains and losses (continued)  
Long-term capital gains and losses (continued)

Security description	Method	Quantity or face value (\$)	Purchase date	Sale date	Sale amount (\$)	Purchase amount (\$)	Loss (\$)	Gain (\$)	Net gain or loss (\$)
ROYAL DUTCH SHELL PLC ADS REPSTG 2 CL B ORD SHS SPON ADR	FIFO	13,000	Jul 31, 07	Jan 05, 10	677.02	722.98	-45.96		
	FIFO	3,000	Dec 12, 07	Jan 05, 10	156.24	190.32	-34.08		
SANOFI-AVENTIS SA SPON ADR	FIFO	31,000	Feb 21, 06	Jan 05, 10	1,878.24	2,020.89	-142.65		1
	FIFO	3,000	Feb 27, 07	Jan 05, 10	181.77	203.98	-22.21	16.97	1
	FIFO	3,000	Feb 14, 08	Jan 05, 10	181.77	211.03	-29.26	14.28	
SCHLUMBERGER LTD NETHERLANDS ANTILLES	FIFO	7,000	Jul 30, 07	Jan 05, 10	283.56	288.56	-5.00	50.72	
	FIFO	8,000	Apr 08, 08	Jan 05, 10	324.07	307.10		40.64	
	FIFO	6,000	Apr 14, 08	Jan 05, 10	243.05	228.77			
	FIFO*	16,000	May 21, 08	Jan 05, 10	648.14	597.42			
SEGA SAMMY HLDG INC SPON ADR	FIFO	8,000	Aug 01, 08	Jan 05, 10	324.07	283.43			
	FIFO	10,000	Jan 15, 08	Jan 05, 10	671.98	915.36	-243.38		1
	FIFO	6,000	Jan 29, 08	Jan 05, 10	403.19	472.64	-69.45		1
SEKISUI HOUSE LTD SPON ADR	FIFO	9,000	Mar 05, 08	Jan 05, 10	604.78	785.01	-180.23		1
	FIFO	58,000	Dec 20, 06	Jan 05, 10	178.63	377.68	-199.05		1
	FIFO	53,000	Jan 16, 07	Jan 05, 10	163.23	372.66	-209.43		1
SEVEN & I HLDGS CO LTD ADR	FIFO	67,000	Mar 09, 07	Jan 05, 10	206.35	422.29	-215.94	5.43	1
	FIFO	105,000	Jan 07, 08	Jan 05, 10	323.39	339.49	-16.10		
	FIFO	9,000	Sep 13, 07	Jan 05, 10	83.43	105.40	-21.97		
SHISEIDO CO LTD SPONS ADR JAPAN	FIFO	38,000	Oct 09, 07	Jan 05, 10	352.25	459.97	-107.72		
	FIFO	16,000	Mar 07, 08	Jan 05, 10	148.32	142.89		14.61	
SHISEIDO CO LTD SPONS ADR JAPAN	FIFO	43,000	Mar 10, 08	Jan 05, 10	398.60	383.99			
	FIFO	2,000	Dec 24, 08	Jan 05, 10	83.98	126.09	-42.11		
SHISEIDO CO LTD SPONS ADR JAPAN	FIFO	53,000	Feb 22, 06	Jan 05, 10	1,046.72	893.05		153.67	1
	FIFO	6,000	Aug 01, 07	Jan 05, 10	118.50	129.93	-11.43		

continued next page





Account name: LAPKIN FOUNDATION  
 Account number: HK 19813 CM

Realized gains and losses (continued)

**Long-term capital gains and losses (continued)**

Security description	Method	Quantity or face value (\$)	Purchase date	Sale date	Sale amount (\$)	Purchase amount (\$)	Loss (\$)	Gain (\$)	Net gain or loss (\$)
SIEMENS A G SPON ADR	FIFO	16 000	Dec 18, 08	Jan 05, 10	315.99	337.71	-21.72	8.13	
	FIFO	8 000	Sep 29, 08	Jan 05, 10	755.50	747.37		308.25	
	FIFO	7 000	Oct 24, 08	Jan 05, 10	661.06	352.81			
SK TELECOM CO LTD ADR	FIFO	18 000	Feb 19, 08	Jan 05, 10	296.45	407.50	-111.05		
	FIFO	12 000	Apr 23, 08	Jan 05, 10	197.63	263.52	-65.89		
	FIFO	9 000	Apr 29, 08	Jan 05, 10	148.23	200.00	-51.77		
SOCIETE GENERALE FRANCE SPONS ADR ADR	FIFO	11 000	Oct 20, 08	Jan 05, 10	157.74	124.54		33.20	
STANLEY WORKS **NAME CHANGE: 03/2010**	FIFO	37 000	Jul 30, 07	Jan 05, 10	1,945.78	2,064.60	-118.82		
STIFEL FINANCIAL CORP	FIFO	8 000	Sep 03, 08	Jan 05, 10	469.90	331.08		138.82	
	FIFO	6 000	Sep 29, 08	Jan 05, 10	352.43	274.04		78.39	
STRYKER CORP	FIFO	17 000	Jul 30, 07	Jan 05, 10	889.75	1,089.19	-199.44		
SUMITOMO TRUST & BANKING SPON ADR	FIFO	66 000	Jan 17, 08	Jan 05, 10	329.99	424.12	-94.13		
	FIFO	66 000	Mar 07, 08	Jan 05, 10	329.99	425.44	-95.45		
SWISSCOM AG SPON ADR	FIFO	42 000	Feb 21, 06	Jan 05, 10	1,605.19	1,281.00		324.19	
	FIFO	10 000	Aug 01, 07	Jan 05, 10	382.19	338.14		44.05	
TANGER FACTORY OUTLET CENTERS INC	FIFO	18 000	Jul 30, 07	Jan 05, 10	701.26	601.74		99.52	
TARGET CORP	FIFO	1 000	Mar 13, 08	Jan 05, 10	48.42	50.24	-1.82		
	FIFO	4 000	Jun 24, 08	Jan 05, 10	193.67	198.33	-4.66		
	FIFO	5 000	Jul 15, 08	Jan 05, 10	242.09	220.50		21.59	
	FIFO	9 000	Nov 20, 08	Jan 05, 10	435.77	262.79		172.98	
	FIFO	9 000	Dec 02, 08	Jan 05, 10	435.77	274.77		161.00	
TDK CORP ADR JAPAN ADR	FIFO	2 000	Oct 23, 08	Jan 05, 10	125.80	65.99		59.81	
	FIFO	10 000	Dec 12, 08	Jan 05, 10	628.98	332.81		296.17	
TECHNIP SA NEW SPON ADR	FIFO	12 000	Nov 20, 08	Jan 05, 10	878.73	289.58		589.15	
TELECOM ITALIA SPA NEW REPSTG 10 SAVINGS SHS SPON ADR	FIFO	113 000	Feb 22, 06	Jan 05, 10	1,275.73	2,639.68	-1,363.95		
	FIFO	5 000	Aug 01, 07	Jan 05, 10	56.45	107.71	-51.26		

continued next page



Business Services Account

Account name: LAPKIN FOUNDATION  
Account type: PACE Multi  
Account number: HK 19813 CM

Your Financial Advisor:  
CAGAN / SUDOL  
201-845-4415/800-698-2707

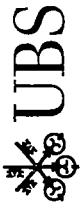
Realized gains and losses (continued)

Long-term capital gains and losses (continued)

Security description	Method	Quantity or face value (\$)	Purchase date	Sale date	Sale amount (\$)	Purchase amount (\$)	Loss (\$)	Gain (\$)	Net gain or loss (\$)
TEVA PHARMACEUTICALS IND LTD ISRAEL ADR	FIFO	43 000	May 06, 08	Jan 05, 10	485.46	704.59	-219.13		
	FIFO	13 000	Aug 11, 08	Jan 05, 10	757.88	606.99		150.89	
	FIFO	17 000	Sep 19, 08	Jan 05, 10	991.07	774.30		216.77	
	FIFO	16 000	Sep 26, 08	Jan 05, 10	932.77	740.97		191.80	
	FIFO	10 000	Oct 29, 08	Jan 05, 10	582.98	398.81		184.17	
THE DIRECTV GROUP CL A	FIFO	12 000	Oct 09, 08	Jan 05, 10	405.95	257.87		148.08	
	FIFO	27 000	Oct 20, 08	Jan 05, 10	913.39	555.09		358.30	
TIME WARNER INC NEW	FIFO	4 000	Sep 15, 08	Jan 05, 10	117.04	121.03	-3.99		
	FIFO	18 000	Sep 17, 08	Jan 05, 10	526.67	542.66	-15.99		
	FIFO	8 000	Sep 25, 08	Jan 05, 10	234.07	250.10	-16.03		
	FIFO	11 000	Oct 14, 08	Jan 05, 10	321.85	221.30		100.55	
TOPPAN PRINTING LTD ADR	FIFO	33 000	Feb 22, 06	Jan 05, 10	1,352.96	1,996.23	-643.27		
	FIFO	8 000	Dec 04, 06	Jan 05, 10	327.99	427.20	-99.21		
	FIFO	6 000	Aug 01, 07	Jan 05, 10	245.99	328.90	-82.91		
UMB FINANCIAL CORP	FIFO	5 000	Aug 30, 07	Jan 05, 10	196.94	217.45	-20.51		
	FIFO	11 000	Oct 01, 07	Jan 05, 10	433.28	478.49	-45.21		
UNILEVER NV N Y SHS NEW NETHERLANDS SPON ADR	FIFO	6 000	Oct 21, 08	Jan 05, 10	193.37	154.48		38.89	
	FIFO	24 000	Oct 30, 08	Jan 05, 10	773.50	557.61		215.89	
UNITED UTILITIES GROUP ADR	FIFO	24 000	Aug 16, 07	Jan 05, 10	380.39	788.56	-408.17		
	FIFO	15 000	Oct 16, 08	Jan 05, 10	237.74	319.54	-81.80		
	FIFO	30 000	Dec 17, 08	Jan 05, 10	475.49	545.74	-70.25		
UNTD TECHNOLOGIES CORP	FIFO	5 000	Jul 30, 07	Jan 05, 10	357.24	367.85	-10.61		
	FIFO	8 000	Dec 12, 07	Jan 05, 10	571.58	616.18	-44.60		
VARIAN MEDICAL SYSTEMS INC	FIFO	30 000	Jul 30, 07	Jan 05, 10	1,424.96	1,258.41		166.55	
VODAFONE GROUP PLC NEW SPON ADR	FIFO	17 000	May 25, 06	Jan 05, 10	388.78	427.55	-38.77		
	FIFO	13 000	Aug 03, 06	Jan 05, 10	297.30	282.78		14.52	

continued next page





Account name: LAPKIN FOUNDATION  
 Account number: HK 19813 CM

Realized gains and losses (continued)

Long-term capital gains and losses (continued)

Security description	Method	Quantity or face value (\$)	Purchase date	Sale date	Sale amount (\$)	Purchase amount (\$)	Loss (\$)	Gain (\$)	Net gain or loss (\$)
	FIFO	7 000	Jul 30, 07	Jan 05, 10	160 09	211 96	-51 87		
	FIFO	15 000	Sep 25, 08	Jan 05, 10	343 04	338 25		4 79	
	FIFO	32 000	Oct 27, 08	Jan 05, 10	731 82	510 10		221 72	
WACOAL HOLDINGS CORP ADR	FIFO	9 000	Feb 24, 06	Jan 05, 10	505 87	617 04	-111.17		
	FIFO	3 000	May 09, 07	Jan 05, 10	168.62	191 02	-22 40		
	FIFO	3 000	May 31, 07	Jan 05, 10	168 62	188 19	-19 57		
	FIFO	7 000	Nov 07, 07	Jan 05, 10	393.46	423 26	-29 80		
WASTE MGMT INC NEW	FIFO	3 000	Feb 08, 07	Jan 05, 10	102.30	109 53	-7.23		
	FIFO	31 000	Jul 30, 07	Jan 05, 10	1,057 07	1,159 79	-102 72		
	FIFO	6 000	Dec 19, 07	Jan 05, 10	204 59	197 60		6 99	
WEATHERFORD INTL LTD CHF	FIFO	8 000	Oct 17, 08	Jan 05, 10	153.20	111 74		41 46	
	FIFO	15 000	Dec 11, 08	Jan 05, 10	287.24	163.97		123 27	
WESTERN UNION CO	FIFO	103 000	Jul 30, 07	Jan 05, 10	1,957 98	2,067.21	-109 23		
	FIFO	75 000	Dec 10, 08	Jan 05, 10	1,425 71	989.75		435 96	
	FIFO	35 000	Dec 29, 08	Jan 05, 10	665 33	491 91		173 42	
WHITING PETROLEUM CORP NEW	FIFO	4 000	May 28, 08	Jan 05, 10	300 07	385.45	-85 38		
WILLIS GROUP HOLDINGS PLC	FIFO	20 000	Jan 30, 09	Mar 30, 10	616 13	498 54		117 59	
	FIFO	21 000	Feb 04, 09	Mar 30, 10	646 93	494 33		152 60	
XTO ENERGY INC*MERGER EFF : 06/2010*	FIFO	33 000	Jul 30, 07	Jan 05, 10	1,561 19	1,454 11		107 08	
	FIFO	10 000	Feb 01, 08	Jan 05, 10	473 09	528 07	-54.98		
	FIFO	15 000	Aug 28, 08	Jan 05, 10	709 63	748 70	-39 07		
	FIFO	20 000	Sep 02, 08	Jan 05, 10	946.17	927 21		18 96	
<b>Total</b>					<b>\$149,103.32</b>	<b>\$154,524.55</b>	<b>-\$20,481.52</b>	<b>\$15,060.29</b>	<b>-\$5,421.23</b>
<b>Net capital gains/losses:</b>									<b>\$7,659.24</b>

Gains and losses not calculated

Security description	Method	Quantity or face value (\$)	Purchase date	Sale date	Sale amount (\$)	Purchase amount (\$)	Loss (\$)	Gain (\$)	Net gain or loss (\$)
ALCON INC CHF		7 000		Jan 05, 10	1,091 48	0 00			---This information was unavailable---

\* Indicates cost basis information provided by you or another third party UBS FS has not verified this information and does not guarantee its accuracy



UBS Financial Services Inc  
61 SOUTH PARAMUS ROAD  
2ND FLOOR  
PARAMUS NJ 07652-1238

APZ6001085085 1210 X2 HK 0

# 2010 Year End Summary

**Account name:** LAPKIN FOUNDATION

C/O CATANIO MOSKOWITZ

**Account number:** HK 19816 CM

**Your Financial Advisor:**

CAGAN / SUDOL

Phone 201-845-4415/800-698-2707

LAPKIN FOUNDATION  
C/O CATANIO MOSKOWITZ  
GUTWETTER  
70 GRAND AVE SUITE 105  
RIVER EDGE NJ 07661-1936

## Summary of banking activity

Checks	Year to date (\$)
	29,057.00

## Summary of gains and losses

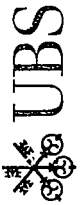
Long term	Amount (\$)
	0.00

## Checks

Check number	Date cleared	Description	Amount (\$)
000286	May 3, 10	ASSN OF SMALL FOUNDATIONS	495.00
000287	Jun 10, 10	URU	1,000.00
000288	Jun 9, 10	CATANIO MOSKOWITZ CERTIFIED	8,000.00
000289	Jun 24, 10	NJ DIV OF CONSUMER AFFAIRS	30.00
000290	Jul 19, 10	NY STATE DEPT OF LAW	100.00
000291	Jun 24, 10	ALM	125.00
000292	Jul 29, 10	NATIONAL MS ALLEGHENY DIST	250.00

Check number	Date cleared	Description	Amount (\$)
000293	Aug 25, 10	PHILADELPHIA INQUIRER	757.00
000294	Sep 27, 10	GLEN ROCK JEWISH CTR MENS C	800.00
000295	Nov 18, 10	THE NATION INST	4,000.00
000296	Dec 16, 10	GLEN ROCK PUBLIC LIBRARY	5,000.00
000298	Dec 20, 10	LONG MEM SCH	2,000.00
000299	Dec 23, 10	GLEN ROCK HS	1,500.00
000300	Dec 29, 10	GLEN ROCK JEWISH CENTER	5,000.00
<b>Total</b>			<b>\$29,057.00</b>
<b>Total Checks</b>			<b>\$29,057.00</b>





Account name: LAPKIN FOUNDATION  
 Account number: HK 19816 CM

## Realized gains and losses

Estimated 2010 gains and losses for transactions with trade dates through 12/31/10 have been incorporated into this statement. To calculate gains and losses, we liquidate the oldest security lot first. This is known as the first-in, first-out or FIFO accounting method. We use this method unless you specified which tax lot to close when you placed your order. This is known as a versus purchases or VSP order. See important information about your statement on the last page of this statement for more information.

We may not adjust gains and losses for all capital changes. Cost basis for coupon tax-exempt municipal securities, include securities subject to AMT, has been adjusted for mandatory amortization of bond premium. Estimates in the Unclassified section can not be classified as short term or long term because information is missing, or the product is one in which the gain/loss calculation is not provided.

## Long-term capital gains and losses

Security description	Method	Quantity or face value (\$)	Purchase date	Sale date	Sale amount (\$)	Purchase amount (\$)	Loss (\$)	Gain (\$)	Net gain or loss (\$)
BK HAPOALIM BM NY US RT 04 0000% MAT 10/30/29 STEP RATE CD	FIFO	25,000.000	Oct 13, 09	Oct 30, 10	25,000.00	25,000.00			0.00