



See a Social Security Number? Say Something!
Report Privacy Problems to <https://public.resource.org/privacy>
Or call the IRS Identity Theft Hotline at 1-800-908-4490



Return of Private Foundation
 or Section 4947(a)(1) Nonexempt Charitable Trust
 Treated as a Private Foundation

OMB No 1545-0052

2010

Note. The foundation may be able to use a copy of this return to satisfy state reporting requirements

For calendar year **2010**, or tax year beginning , **2010**, and ending , **20**

G Check all that apply Initial return Initial return of a former public charity Final return
 Amended return Address change Name change

Name of foundation
 IRVING BERLIN CHARITABLE FUND, INC.
 C/O MARCUM LLP

Number and street (or P O box number if mail is not delivered to street address)
 750 THIRD AVENUE, 11TH FLOOR

City or town, state, and ZIP code
 NEW YORK, NY 10017

H Check type of organization Section 501(c)(3) exempt private foundation
 Section 4947(a)(1) nonexempt charitable trust Other taxable private foundation

I Fair market value of all assets at end of year (from Part II, col (c), line 16) ▶ \$ 703,810.

J Accounting method Cash Accrual
 Other (specify) _____ (Part I, column (d) must be on cash basis)

A Employer identification number
 13-6092592

B Telephone number (see page 10 of the instructions)
 (212) 485-5500

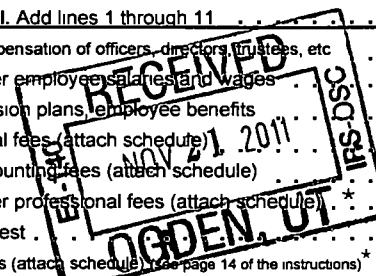
C If exemption application is pending, check here

D 1 Foreign organizations, check here
 2 Foreign organizations meeting the 85% test, check here and attach computation

E If private foundation status was terminated under section 507(b)(1)(A), check here

F If the foundation is in a 60-month termination under section 507(b)(1)(B) check here

Part I Analysis of Revenue and Expenses (The total of amounts in columns (b), (c), and (d) may not necessarily equal the amounts in column (a) (see page 11 of the instructions))		(a) Revenue and expenses per books	(b) Net investment income	(c) Adjusted net income	(d) Disbursements for charitable purposes (cash basis only)
Revenue	1 Contributions, gifts, grants, etc., received (attach schedule)	0.			
	2 Check <input type="checkbox"/> if the foundation is not required to attach Sch B				
	3 Interest on savings and temporary cash investments	4.	4.		ATCH 1
	4 Dividends and interest from securities	12,909.	12,909.		ATCH 2
	5a Gross rents				
	b Net rental income or (loss)				
	6a Net gain or (loss) from sale of assets not on line 10	15,524.			
	b Gross sales price for all assets on line 6a 451,813.				
	7 Capital gain net income (from Part IV, line 2)		15,524.		
	8 Net short-term capital gain				
	9 Income modifications				
	10 a Gross sales less returns and allowances				
b Less Cost of goods sold					
c Gross profit or (loss) (attach schedule)					
11 Other income (attach schedule)					
12 Total. Add lines 1 through 11	28,437.	28,437.			
Operating and Administrative Expenses	13 Compensation of officers, directors, trustees, etc	0.			
	14 Other employee salaries and wages				
	15 Pension plans, employee benefits				
	16 a Legal fees (attach schedule)				
	b Accounting fees (attach schedule)	5,250.	2,625.	0.	2,625.
	c Other professional fees (attach schedule)	28,308.	28,308.		
	17 Interest				
	18 Taxes (attach schedule) (see page 14 of the instructions) **	150.	150.		
	19 Depreciation (attach schedule) and depletion				
	20 Occupancy				
	21 Travel, conferences, and meetings				
	22 Printing and publications				
	23 Other expenses (attach schedule) ATCH 5	225.			
	24 Total operating and administrative expenses. Add lines 13 through 23	33,933.	31,083.	0.	2,850.
	25 Contributions, gifts, grants paid	148,500.			148,500.
26 Total expenses and disbursements Add lines 24 and 25	182,433.	31,083.	0.	151,350.	
27 Subtract line 26 from line 12	-153,996.				
a Excess of revenue over expenses and disbursements					
b Net investment income (if negative, enter -0-)		0.			
c Adjusted net income (if negative, enter -0-)					



SCANNED NOV 28 2011

Part II Balance Sheets		Attached schedules and amounts in the description column should be for end-of-year amounts only (See instructions)		Beginning of year	End of year	
		(a) Book Value	(b) Book Value	(c) Fair Market Value		
Assets	1	Cash - non-interest-bearing	481.	2,506.	2,506.	
	2	Savings and temporary cash investments	2,563.	18,367.	18,367.	
	3	Accounts receivable				
		Less allowance for doubtful accounts				
	4	Pledges receivable				
		Less allowance for doubtful accounts				
	5	Grants receivable				
	6	Receivables due from officers, directors, trustees, and other disqualified persons (attach schedule) (see page 15 of the instructions)				
	7	Other notes and loans receivable (attach schedule)				
		Less allowance for doubtful accounts				
	8	Inventories for sale or use				
	9	Prepaid expenses and deferred charges				
	10 a	Investments - U S and state government obligations (attach schedule)				
	b	Investments - corporate stock (attach schedule)	716,568.	534,487.	682,280.	
	c	Investments - corporate bonds (attach schedule)				
	11	Investments - land, buildings, and equipment basis				
	Less accumulated depreciation (attach schedule)					
12	Investments - mortgage loans					
13	Investments - other (attach schedule)					
14	Land, buildings, and equipment basis					
	Less accumulated depreciation (attach schedule)					
15	Other assets (describe ATCH 6)	415.	657.	657.		
16	Total assets (to be completed by all filers - see the instructions Also, see page 1, item I)	720,027.	556,017.	703,810.		
Liabilities	17	Accounts payable and accrued expenses				
	18	Grants payable				
	19	Deferred revenue				
	20	Loans from officers, directors, trustees, and other disqualified persons				
	21	Mortgages and other notes payable (attach schedule)				
	22	Other liabilities (describe ATCH 7)	10,880.	866.		
23	Total liabilities (add lines 17 through 22)	10,880.	866.			
Net Assets or Fund Balances	Foundations that follow SFAS 117, check here and complete lines 24 through 26 and lines 30 and 31. <input type="checkbox"/>					
	24	Unrestricted				
	25	Temporarily restricted				
	26	Permanently restricted				
	Foundations that do not follow SFAS 117, check here and complete lines 27 through 31. <input checked="" type="checkbox"/>					
	27	Capital stock, trust principal, or current funds	709,147.	555,151.		
	28	Paid-in or capital surplus, or land, bldg, and equipment fund				
29	Retained earnings, accumulated income, endowment, or other funds					
30	Total net assets or fund balances (see page 17 of the instructions)	709,147.	555,151.			
31	Total liabilities and net assets/fund balances (see page 17 of the instructions)	720,027.	556,017.			

Part III Analysis of Changes in Net Assets or Fund Balances

1	Total net assets or fund balances at beginning of year - Part II, column (a), line 30 (must agree with end-of-year figure reported on prior year's return)	1	709,147.
2	Enter amount from Part I, line 27a	2	-153,996.
3	Other increases not included in line 2 (itemize)	3	
4	Add lines 1, 2, and 3	4	555,151.
5	Decreases not included in line 2 (itemize)	5	
6	Total net assets or fund balances at end of year (line 4 minus line 5) - Part II, column (b), line 30	6	555,151.

Part IV Capital Gains and Losses for Tax on Investment Income

(a) List and describe the kind(s) of property sold (e.g., real estate, 2-story brick warehouse, or common stock, 200 shs MLC Co)				(b) How acquired P-Purchase D-Donation	(c) Date acquired (mo, day, yr)	(d) Date sold (mo, day, yr)
1a SEE PART IV SCHEDULE						
b						
c						
d						
e						
(e) Gross sales price	(f) Depreciation allowed (or allowable)	(g) Cost or other basis plus expense of sale	(h) Gain or (loss) (e) plus (f) minus (g)			
a						
b						
c						
d						
e						
Complete only for assets showing gain in column (h) and owned by the foundation on 12/31/69						
(i) F M V as of 12/31/69	(j) Adjusted basis as of 12/31/69	(k) Excess of col (i) over col (j), if any	(l) Gains (Col (h) gain minus col (k), but not less than -0-) or Losses (from col (h))			
a						
b						
c						
d						
e						
2 Capital gain net income or (net capital loss) If gain, also enter in Part I, line 7 If (loss), enter -0- in Part I, line 7				2	15,524.	
3 Net short-term capital gain or (loss) as defined in sections 1222(5) and (6) If gain, also enter in Part I, line 8, column (c) (see pages 13 and 17 of the instructions) If (loss), enter -0- in Part I, line 8.				3		

Part V Qualification Under Section 4940(e) for Reduced Tax on Net Investment Income

(For optional use by domestic private foundations subject to the section 4940(a) tax on net investment income)

If section 4940(d)(2) applies, leave this part blank

Was the foundation liable for the section 4942 tax on the distributable amount of any year in the base period? Yes No
If "Yes," the foundation does not qualify under section 4940(e) Do not complete this part

(a) Base period years Calendar year (or tax year beginning in)	(b) Adjusted qualifying distributions	(c) Net value of noncharitable-use assets	(d) Distribution ratio (col (b) divided by col (c))			
2009	164,925.	804,567.	0.204986			
2008	199,597.	1,174,272.	0.169975			
2007	213,740.	1,572,597.	0.135915			
2006	213,586.	1,592,319.	0.134135			
2005	216,378.	1,699,328.	0.127332			
2 Total of line 1, column (d)				2	0.772343	
3 Average distribution ratio for the 5-year base period - divide the total on line 2 by 5, or by the number of years the foundation has been in existence if less than 5 years				3	0.154469	
4 Enter the net value of noncharitable-use assets for 2010 from Part X, line 5				4	741,204.	
5 Multiply line 4 by line 3				5	114,493.	
6 Enter 1% of net investment income (1% of Part I, line 27b)				6	0.	
7 Add lines 5 and 6				7	114,493.	
8 Enter qualifying distributions from Part XII, line 4 If line 8 is equal to or greater than line 7, check the box in Part VI, line 1b, and complete that part using a 1% tax rate See the Part VI instructions on page 18				8	151,350.	

Part VI Excise Tax Based on Investment Income (Section 4940(a), 4940(b), 4940(e), or 4948 - see page 18 of the instructions)

Table with 11 rows for excise tax calculations. Includes sub-rows 6a-6d for credits and payments. Total amount owed is 1,732.

Part VII-A Statements Regarding Activities

Table with 10 rows of activity statements. Columns include question number, Yes, and No. Includes questions about political activities, tax on expenditures, and state registration.

Part VII-A Statements Regarding Activities (continued)

11 At any time during the year, did the foundation, directly or indirectly, own a controlled entity within the meaning of section 512(b)(13)? If "Yes," attach schedule (see page 20 of the instructions)
12 Did the foundation acquire a direct or indirect interest in any applicable insurance contract before August 17, 2008?
13 Did the foundation comply with the public inspection requirements for its annual returns and exemption application?
Website address N/A
14 The books are in care of MARCUM LLP Telephone no 212-485-5500
Located at 750 THIRD AVENUE NEW YORK, NY ZIP + 4 10017
15 Section 4947(a)(1) nonexempt charitable trusts filing Form 990-PF in lieu of Form 1041 - Check here
16 At any time during calendar year 2010, did the foundation have an interest in or a signature or other authority over a bank, securities, or other financial account in a foreign country? See page 20 of the instructions for exceptions and filing requirements for Form TD F 90-22.1 If "Yes," enter the name of the foreign country

Part VII-B Statements Regarding Activities for Which Form 4720 May Be Required

File Form 4720 if any item is checked in the "Yes" column, unless an exception applies.

1a During the year did the foundation (either directly or indirectly)
(1) Engage in the sale or exchange, or leasing of property with a disqualified person?
(2) Borrow money from, lend money to, or otherwise extend credit to (or accept it from) a disqualified person?
(3) Furnish goods, services, or facilities to (or accept them from) a disqualified person?
(4) Pay compensation to, or pay or reimburse the expenses of, a disqualified person?
(5) Transfer any income or assets to a disqualified person (or make any of either available for the benefit or use of a disqualified person)?
(6) Agree to pay money or property to a government official? (Exception. Check "No" if the foundation agreed to make a grant to or to employ the official for a period after termination of government service, if terminating within 90 days).
b If any answer is "Yes" to 1a(1)-(6), did any of the acts fail to qualify under the exceptions described in Regulations section 53.4941(d)-3 or in a current notice regarding disaster assistance (see page 22 of the instructions)? Organizations relying on a current notice regarding disaster assistance check here
c Did the foundation engage in a prior year in any of the acts described in 1a, other than excepted acts, that were not corrected before the first day of the tax year beginning in 2010?
2 Taxes on failure to distribute income (section 4942) (does not apply for years the foundation was a private operating foundation defined in section 4942(j)(3) or 4942(j)(5))
a At the end of tax year 2010, did the foundation have any undistributed income (lines 6d and 6e, Part XIII) for tax year(s) beginning before 2010? If "Yes," list the years
b Are there any years listed in 2a for which the foundation is not applying the provisions of section 4942(a)(2) (relating to incorrect valuation of assets) to the year's undistributed income? (If applying section 4942(a)(2) to all years listed, answer "No" and attach statement - see page 22 of the instructions)
c If the provisions of section 4942(a)(2) are being applied to any of the years listed in 2a, list the years here
3a Did the foundation hold more than a 2% direct or indirect interest in any business enterprise at any time during the year?
b If "Yes," did it have excess business holdings in 2010 as a result of (1) any purchase by the foundation or disqualified persons after May 26, 1969, (2) the lapse of the 5-year period (or longer period approved by the Commissioner under section 4943(c)(7)) to dispose of holdings acquired by gift or bequest, or (3) the lapse of the 10-, 15-, or 20-year first phase holding period? (Use Schedule C, Form 4720, to determine if the foundation had excess business holdings in 2010)
4a Did the foundation invest during the year any amount in a manner that would jeopardize its charitable purposes?
b Did the foundation make any investment in a prior year (but after December 31, 1969) that could jeopardize its charitable purpose that had not been removed from jeopardy before the first day of the tax year beginning in 2010?

Part VII-B Statements Regarding Activities for Which Form 4720 May Be Required (continued)

- 5 a During the year did the foundation pay or incur any amount to
 - (1) Carry on propaganda, or otherwise attempt to influence legislation (section 4945(e))? Yes No
 - (2) Influence the outcome of any specific public election (see section 4955), or to carry on, directly or indirectly, any voter registration drive? Yes No
 - (3) Provide a grant to an individual for travel, study, or other similar purposes? Yes No
 - (4) Provide a grant to an organization other than a charitable, etc., organization described in section 509(a)(1), (2), or (3), or section 4940(d)(2)? (see page 22 of the instructions) Yes No
 - (5) Provide for any purpose other than religious, charitable, scientific, literary, or educational purposes, or for the prevention of cruelty to children or animals? Yes No
- b If any answer is "Yes" to 5a(1)-(5), did any of the transactions fail to qualify under the exceptions described in Regulations section 53.4945 or in a current notice regarding disaster assistance (see page 22 of the instructions)? **5b**
- Organizations relying on a current notice regarding disaster assistance check here
- c If the answer is "Yes" to question 5a(4), does the foundation claim exemption from the tax because it maintained expenditure responsibility for the grant? Yes No
If "Yes," attach the statement required by Regulations section 53.4945-5(d)
- 6 a Did the foundation, during the year, receive any funds, directly or indirectly, to pay premiums on a personal benefit contract? Yes No
- b Did the foundation, during the year, pay premiums, directly or indirectly, on a personal benefit contract? Yes No **6b**
If "Yes" to 6b, file Form 8870
- 7 a At any time during the tax year, was the foundation a party to a prohibited tax shelter transaction? Yes No
- b If "Yes," did the foundation receive any proceeds or have any net income attributable to the transaction? Yes No **7b**

Part VIII Information About Officers, Directors, Trustees, Foundation Managers, Highly Paid Employees, and Contractors

1 List all officers, directors, trustees, foundation managers and their compensation (see page 22 of the instructions).

(a) Name and address	(b) Title, and average hours per week devoted to position	(c) Compensation (if not paid, enter -0-)	(d) Contributions to employee benefit plans and deferred compensation	(e) Expense account, other allowances
MARY ELLIN BARRETT	PRESIDENT 1 00	0.	0.	0.
LINDA LOUISE EMMET	VICE PRES 1 00	0.	0.	0.
ELIZABETH I PETERS	TREASURER 1 00	0.	0.	0.

2 Compensation of five highest-paid employees (other than those included on line 1 - see page 23 of the instructions). If none, enter "NONE."

(a) Name and address of each employee paid more than \$50,000	(b) Title, and average hours per week devoted to position	(c) Compensation	(d) Contributions to employee benefit plans and deferred compensation	(e) Expense account, other allowances
NONE				

Total number of other employees paid over \$50,000

Part VIII Information About Officers, Directors, Trustees, Foundation Managers, Highly Paid Employees, and Contractors (continued)

3 Five highest-paid independent contractors for professional services (see page 23 of the instructions). If none, enter "NONE."

(a) Name and address of each person paid more than \$50,000	(b) Type of service	(c) Compensation
NONE		

Total number of others receiving over \$50,000 for professional services NONE

Part IX-A Summary of Direct Charitable Activities

List the foundation's four largest direct charitable activities during the tax year. Include relevant statistical information such as the number of organizations and other beneficiaries served, conferences convened, research papers produced, etc.	Expenses
1 NONE	

2	

3	

4	

Part IX-B Summary of Program-Related Investments (see page 24 of the instructions)

Describe the two largest program-related investments made by the foundation during the tax year on lines 1 and 2	Amount
1 NONE	

2	

All other program-related investments See page 24 of the instructions	
3 NONE	

Total. Add lines 1 through 3	

Part X Minimum Investment Return (All domestic foundations must complete this part. Foreign foundations, see page 24 of the instructions)

1	Fair market value of assets not used (or held for use) directly in carrying out charitable, etc., purposes		
a	Average monthly fair market value of securities	1a	711,464.
b	Average of monthly cash balances	1b	41,027.
c	Fair market value of all other assets (see page 25 of the instructions)	1c	0.
d	Total (add lines 1a, b, and c)	1d	752,491.
e	Reduction claimed for blockage or other factors reported on lines 1a and 1c (attach detailed explanation)	1e	
2	Acquisition indebtedness applicable to line 1 assets	2	0.
3	Subtract line 2 from line 1d	3	752,491.
4	Cash deemed held for charitable activities Enter 1 1/2 % of line 3 (for greater amount, see page 25 of the instructions)	4	11,287.
5	Net value of noncharitable-use assets. Subtract line 4 from line 3 Enter here and on Part V, line 4	5	741,204.
6	Minimum investment return. Enter 5% of line 5	6	37,060.

Part XI Distributable Amount (see page 25 of the instructions) (Section 4942(j)(3) and (j)(5) private operating foundations and certain foreign organizations check here and do not complete this part)

1	Minimum investment return from Part X, line 6	1	37,060.
2a	Tax on investment income for 2010 from Part VI, line 5	2a	0.
b	Income tax for 2010 (This does not include the tax from Part VI)	2b	
c	Add lines 2a and 2b	2c	0.
3	Distributable amount before adjustments Subtract line 2c from line 1	3	37,060.
4	Recoveries of amounts treated as qualifying distributions	4	
5	Add lines 3 and 4	5	37,060.
6	Deduction from distributable amount (see page 25 of the instructions)	6	
7	Distributable amount as adjusted Subtract line 6 from line 5 Enter here and on Part XIII, line 1	7	37,060.

Part XII Qualifying Distributions(see page 25 of the instructions)

1	Amounts paid (including administrative expenses) to accomplish charitable, etc., purposes		
a	Expenses, contributions, gifts, etc - total from Part I, column (d), line 26	1a	151,350.
b	Program-related investments - total from Part IX-B	1b	0.
2	Amounts paid to acquire assets used (or held for use) directly in carrying out charitable, etc., purposes	2	0.
3	Amounts set aside for specific charitable projects that satisfy the		
a	Suitability test (prior IRS approval required)	3a	0.
b	Cash distribution test (attach the required schedule)	3b	0.
4	Qualifying distributions. Add lines 1a through 3b Enter here and on Part V, line 8, and Part XIII, line 4	4	151,350.
5	Foundations that qualify under section 4940(e) for the reduced rate of tax on net investment income Enter 1% of Part I, line 27b (see page 26 of the instructions)	5	0.
6	Adjusted qualifying distributions. Subtract line 5 from line 4	6	151,350.

Note: The amount on line 6 will be used in Part V, column (b), in subsequent years when calculating whether the foundation qualifies for the section 4940(e) reduction of tax in those years

Part XIII Undistributed Income (see page 26 of the instructions)

	(a) Corpus	(b) Years prior to 2009	(c) 2009	(d) 2010
1 Distributable amount for 2010 from Part XI, line 7				37,060.
2 Undistributed income, if any, as of the end of 2010				
a Enter amount for 2009 only				
b Total for prior years 20 08, 20 07, 20 06				
3 Excess distributions carryover, if any, to 2010				
a From 2005	136,630.			
b From 2006	135,912.			
c From 2007	138,574.			
d From 2008	140,939.			
e From 2009	124,697.			
f Total of lines 3a through e	676,752.			
4 Qualifying distributions for 2010 from Part XII, line 4 ▶ \$ 151,350.				
a Applied to 2009, but not more than line 2a				
b Applied to undistributed income of prior years (Election required - see page 26 of the instructions)				
c Treated as distributions out of corpus (Election required - see page 26 of the instructions)				
d Applied to 2010 distributable amount				37,060.
e Remaining amount distributed out of corpus	114,290.			
5 Excess distributions carryover applied to 2010 (If an amount appears in column (d), the same amount must be shown in column (a))				
6 Enter the net total of each column as indicated below:				
a Corpus Add lines 3f, 4c, and 4e Subtract line 5	791,042.			
b Prior years' undistributed income Subtract line 4b from line 2b				
c Enter the amount of prior years' undistributed income for which a notice of deficiency has been issued, or on which the section 4942(a) tax has been previously assessed.				
d Subtract line 6c from line 6b Taxable amount - see page 27 of the instructions				
e Undistributed income for 2009 Subtract line 4a from line 2a Taxable amount - see page 27 of the instructions				
f Undistributed income for 2010 Subtract lines 4d and 5 from line 1 This amount must be distributed in 2011				
7 Amounts treated as distributions out of corpus to satisfy requirements imposed by section 170(b)(1)(F) or 4942(g)(3) (see page 27 of the instructions)				
8 Excess distributions carryover from 2005 not applied on line 5 or line 7 (see page 27 of the instructions)	136,630.			
9 Excess distributions carryover to 2011. Subtract lines 7 and 8 from line 6a	654,412.			
10 Analysis of line 9				
a Excess from 2006	135,912.			
b Excess from 2007	138,574.			
c Excess from 2008	140,939.			
d Excess from 2009	124,697.			
e Excess from 2010	114,290.			

Part XIV Private Operating Foundations (see page 27 of the instructions and Part VII-A, question 9) NOT APPLICABLE

1 a If the foundation has received a ruling or determination letter that it is a private operating foundation, and the ruling is effective for 2010, enter the date of the ruling

b Check box to indicate whether the foundation is a private operating foundation described in section 4942(j)(3) or 4942(j)(5)

	Tax year	Pnor 3 years			(e) Total
	(a) 2010	(b) 2009	(c) 2008	(d) 2007	
2 a Enter the lesser of the adjusted net income from Part I or the minimum investment return from Part X for each year listed					
b 85% of line 2a					
c Qualifying distributions from Part XII, line 4 for each year listed					
d Amounts included in line 2c not used directly for active conduct of exempt activities					
e Qualifying distributions made directly for active conduct of exempt activities Subtract line 2d from line 2c					
3 Complete 3a, b, or c for the alternative test relied upon					
a "Assets" alternative test - enter					
(1) Value of all assets					
(2) Value of assets qualifying under section 4942(j)(3)(B)(i)					
b "Endowment" alternative test - enter 2/3 of minimum investment return shown in Part X, line 6 for each year listed					
c "Support" alternative test - enter					
(1) Total support other than gross investment income (interest, dividends, rents, payments on securities loans (section 512(a)(5)), or royalties)					
(2) Support from general public and 5 or more exempt organizations as provided in section 4942(j)(3)(B)(iii)					
(3) Largest amount of support from an exempt organization					
(4) Gross investment income					

Part XV Supplementary Information (Complete this part only if the foundation had \$5,000 or more in assets at any time during the year - see page 28 of the instructions.)

1 Information Regarding Foundation Managers:

a List any managers of the foundation who have contributed more than 2% of the total contributions received by the foundation before the close of any tax year (but only if they have contributed more than \$5,000) (See section 507(d)(2))

N/A

b List any managers of the foundation who own 10% or more of the stock of a corporation (or an equally large portion of the ownership of a partnership or other entity) of which the foundation has a 10% or greater interest

N/A

2 Information Regarding Contribution, Grant, Gift, Loan, Scholarship, etc., Programs:

Check here if the foundation only makes contributions to preselected charitable organizations and does not accept unsolicited requests for funds. If the foundation makes gifts, grants, etc (see page 28 of the instructions) to individuals or organizations under other conditions, complete items 2a, b, c, and d

a The name, address, and telephone number of the person to whom applications should be addressed

b The form in which applications should be submitted and information and materials they should include

c Any submission deadlines:

d Any restrictions or limitations on awards, such as by geographical areas, charitable fields, kinds of institutions, or other factors

Part XV Supplementary Information (continued)

3 Grants and Contributions Paid During the Year or Approved for Future Payment

Recipient Name and address (home or business)	If recipient is an individual, show any relationship to any foundation manager or substantial contributor	Foundation status of recipient	Purpose of grant or contribution	Amount
<p>a <i>Paid during the year</i></p> <p>ATTACHMENT 8</p>				
Total				▶ 3a 148,500.
b <i>Approved for future payment</i>				
Total				▶ 3b

Part XVII Information Regarding Transfers To and Transactions and Relationships With Noncharitable Exempt Organizations

- 1 Did the organization directly or indirectly engage in any of the following with any other organization described in section 501(c) of the Code... a Transfers from the reporting foundation to a noncharitable exempt organization of (1) Cash (2) Other assets b Other transactions (1) Sales of assets to a noncharitable exempt organization (2) Purchases of assets from a noncharitable exempt organization (3) Rental of facilities, equipment, or other assets (4) Reimbursement arrangements (5) Loans or loan guarantees (6) Performance of services or membership or fundraising solicitations c Sharing of facilities, equipment, mailing lists, other assets, or paid employees d If the answer to any of the above is "Yes," complete the following schedule

Table with columns Yes and No. Rows 1a(1) X, 1a(2) X, 1b(1) X, 1b(2) X, 1b(3) X, 1b(4) X, 1b(5) X, 1b(6) X, 1c X.

Table with columns (a) Line no, (b) Amount involved, (c) Name of noncharitable exempt organization, (d) Description of transfers, transactions, and sharing arrangements. All cells are empty or contain N/A.

2a Is the foundation directly or indirectly affiliated with, or related to, one or more tax-exempt organizations described in section 501(c) of the Code (other than section 501(c)(3)) or in section 527? [] Yes [X] No

Table with columns (a) Name of organization, (b) Type of organization, (c) Description of relationship. All cells are empty.

Sign Here Under penalties of perjury, I declare that I have examined this return, including accompanying schedules and statements, and to the best of my knowledge and belief, it is true, correct, and complete Declaration of preparer (other than taxpayer or fiduciary) is based on all information of which preparer has any knowledge. Signature of officer or trustee: Elizabeth J. Petus, Date: 10/19/11, Title: TREASURER.

Paid Preparer Use Only Form section containing fields for Print/Type preparer's name (JEFFREY SALTZER), Preparer's signature, Date (10/9/11), Firm's name (MARCUM LLP), Firm's address (750 THIRD AVENUE, NEW YORK, NY 10017), Firm's EIN (11-1986323), and Phone no (212-485-5500).

FORM 990-PF - PART IV

CAPITAL GAINS AND LOSSES FOR TAX ON INVESTMENT INCOME

Kind of Property		Description				P or D	Date acquired	Date sold
Gross sale price less expenses of sale	Depreciation allowed/ allowable	Cost or other basis	FMV as of 12/31/69	Adj basis as of 12/31/69	Excess of FMV over adj basis		Gain or (loss)	
280,376.		PER SCHEDULE ATTACHED 277,841.					VARIOUS 2,535.	VARIOUS
171,437.		PER SCHEDULE ATTACHED 158,448.					VARIOUS 12,989.	VARIOUS
TOTAL GAIN (LOSS)							<u>15,524.</u>	

ATTACHMENT 1

FORM 990PF, PART I - INTEREST ON TEMPORARY CASH INVESTMENTS

<u>DESCRIPTION</u>	<u>REVENUE AND EXPENSES PER BOOKS</u>	<u>NET INVESTMENT INCOME</u>
JP MORGAN-NOMINEE	4.	4.
TOTAL	<u>4.</u>	<u>4.</u>

ATTACHMENT 2

FORM 990PF, PART I - DIVIDENDS AND INTEREST FROM SECURITIES

<u>DESCRIPTION</u>	<u>REVENUE AND EXPENSES PER BOOKS</u>	<u>NET INVESTMENT INCOME</u>
JP MORGAN-NOMINEE	12,909.	12,909.
TOTAL	<u>12,909.</u>	<u>12,909.</u>

ATTACHMENT 3

FORM 990PF, PART I - OTHER PROFESSIONAL FEES

<u>DESCRIPTION</u>	<u>REVENUE AND EXPENSES PER BOOKS</u>	<u>NET INVESTMENT INCOME</u>
INVESTMENT ADVISORY FEES & EXP	28,308.	28,308.
TOTALS	<u>28,308.</u>	<u>28,308.</u>

ATTACHMENT 4

FORM 990PF, PART I - TAXES

<u>DESCRIPTION</u>	<u>REVENUE AND EXPENSES PER BOOKS</u>	<u>NET INVESTMENT INCOME</u>
FOREIGN TAXES	150.	150.
TOTALS	<u>150.</u>	<u>150.</u>

ATTACHMENT 5

FORM 990PF, PART I - OTHER EXPENSES

	REVENUE AND EXPENSES PER BOOKS
	100.
	125.
TOTALS	<u>225.</u>

	CHARITABLE PURPOSES
	100.
	125.
	<u>225.</u>

<u>DESCRIPTION</u>
FILING FEE
NY LAW JOURNAL

ATTACHMENT 6

FORM 990PF, PART II - OTHER ASSETS

<u>DESCRIPTION</u>	<u>ENDING BOOK VALUE</u>	<u>ENDING FMV</u>
INTEREST RECEIVABLE	657.	657.
TOTALS	<u>657.</u>	<u>657.</u>

IRVING BERLIN CHARITABLE FUND, INC.

13-6092592

ATTACHMENT 7

FORM 990PF, PART II - OTHER LIABILITIES

<u>DESCRIPTION</u>	<u>ENDING BOOK VALUE</u>
DUE TO IRVING BERLIN INCOME & EXPENSE ACCOUNT	866.
TOTALS	<u>866.</u>

FORM 990-BE, PART XV - GRANTS AND CONTRIBUTIONS PAID DURING THE YEAR

ATTACHMENT B

<u>RECIPIENT NAME AND ADDRESS</u>	<u>RELATIONSHIP TO SUBSTANTIAL CONTRIBUTOR AND FOUNDATION STATUS OF RECIPIENT</u>	<u>PURPOSE OF GRANT OR CONTRIBUTION</u>	<u>AMOUNT</u>
JULLIARD SCHOOL 60 LINCOLN CENTER PLAZA NEW YORK, NY 10023	NONE EXEMPT	LITERARY OR EDUCATIONAL PURPOSES	15,000.
LINCOLN CENTER THEATRE 150 WEST 65TH STREET NEW YORK, NY 10023	NONE EXEMPT	FUND FOR RELIGIOUS, CHARITABLE	50,000
CATHOLIC RELIEF SERVICES NEW YORK, N.Y.	NONE EXEMPT	LITERARY OR EDUCATIONAL PURPOSES	2,000
METROPOLITAN OPERA GUILD NEW YORK, N Y	NONE EXEMPT	EXEMPT ORGANIZATION UNDER IRC SEC 501 (C) (3).	5,000
BARNARD COLLEGE NEW YORK, N. Y.	NONE EXEMPT	EXEMPT ORGANIZATION UNDER IRC SEC 501 (C) (3).	5,000
THE INTERFAITH CENTER OF NEW YORK 475 RIVERSIDE DRIVE NEW YORK, NY 10115	NONE EXEMPT	FUND FOR RELIGIOUS, CHARITABLE	8,000.

FORM 990FF, PART XV - GRANTS AND CONTRIBUTIONS PAID DURING THE YEAR

ATTACHMENT 8 (CONT'D)

<u>RECIPIENT NAME AND ADDRESS</u>	<u>RELATIONSHIP TO SUBSTANTIAL CONTRIBUTOR AND FOUNDATION STATUS OF RECIPIENT</u>	<u>PURPOSE OF GRANT OR CONTRIBUTION</u>	<u>AMOUNT</u>
CHILDRENS TUMOR FOUNDATION 95 PINE STREET NEW YORK, NY 10005	NONE EXEMPT	LITERARY OR EDUCATIONAL PURPOSES	45,000.
BEAVERKILL VALLEY FIRE DEPT LEW BEACH N Y	NONE EXEMPT	EXEMPT ORGANIZATION UNDER IRC SEC 501(C)(3).	2,500.
UNITED JEWISH APPEAL NEW YORK, N.Y.	NONE EXEMPT	LITERARY OR EDUCATIONAL PURPOSES	1,500
WNET 450 WEST 33RD STREET NEW YORK, NY 10001	NONE EXEMPT	LITERARY OR EDUCATIONAL PURPOSES	1,500
UPPER CATSKILLS COMMUNITY OF ART ONEONTA, N.Y	NONE EXEMPT	LITERARY OR EDUCATIONAL PURPOSES	2,000.
THE ORDER OF ST JOHN 150 EAST 55TH STREET NEW YORK, NY 10022	NONE EXEMPT	LITERARY OR EDUCATIONAL PURPOSES	1,000

FORM 990EF, PART XV -- GRANTS AND CONTRIBUTIONS PAID DURING THE YEAR

ATTACHMENT 8 (CONT'D.)

<u>RECIPIENT NAME AND ADDRESS</u>	<u>RELATIONSHIP TO SUBSTANTIAL CONTRIBUTOR AND FOUNDATION STATUS OF RECIPIENT</u>	<u>PURPOSE OF GRANT OR CONTRIBUTION</u>	<u>AMOUNT</u>
BREARLY SCHOOL 610 EAST 83RD STREET NEW YORK, NY 10028	NONE EXEMPT	LITERARY OR EDUCATIONAL PURPOSES	5,000
DOCTORS WITHOUT BORDERS 333 7TH AVENUE, 2ND FLOOR NEW YORK, NY 10001	NONE EXEMPT	MEDICAL HUMANITARIAN ORGANIZATION	5,000.
<u>TOTAL CONTRIBUTIONS PAID</u>			<u>148,500.</u>



IRVING BERLIN CHARITABLE FUND INC
Account Number: A 21258-00-8



05440700110310051522
05540700310010004322

Capital Gain and Loss Schedule

Transactions

Note: **S** indicates Short Term Realized Gain/Loss
L indicates Long Term Realized Gain/Loss
F indicates Foreign Exchange Gain/Loss
on Capital Transactions
O indicates Ordinary Income Gain

Security Description	Units	Acq Date	Sold Date	Net Proceeds	Tax Cost	Total Gain/Loss
AOL INC	0.360	00/00/00	01/06/10	8.45	.00	L 8.45
CASH IN LIEU OF FRACTIONAL SHARES						
CHEVRON CORP	60.000	07/08/09	01/06/10	4,776.13	3,933.37	S 842.76
@ 79.6343						
BROKERAGE						
TAX &/OR SEC						
BARCLAYS CAPITAL LE						
NATIONAL SEMICONDUCTOR CORP	75.000	04/03/09	01/06/10	1,124.42	886.36	S 238.06
@ 15.0226						
BROKERAGE						
TAX &/OR SEC						
BARCLAYS CAPITAL LE						
NETAPP INC	50.000	03/23/09	01/08/10	1,652.41	776.61	S 875.80
@ 33.0792						
BROKERAGE						
TAX &/OR SEC						
BARCLAYS CAPITAL LE						

J.P.Morgan



IRVING BERLIN CHARITABLE FUND INC
 Account Number: A 21258-00-8

Capital Gain and Loss Schedule

Transactions

Note: **S** indicates Short Term Realized Gain/Loss
L indicates Long Term Realized Gain/Loss
F indicates Foreign Exchange Gain/Loss
 on Capital Transactions
O indicates Ordinary Income Gain

Security Description	Units	Acq Date	Sold Date	Net Proceeds	Tax Cost	Total Gain/Loss
URBAN OUTFITTERS INC	25.000	01/14/09	01/08/10	850.31	360.96	S 489.35
@ 34.0436						
BROKERAGE						
TAX &/OR SEC						
MERRILL LYNCH PIERCE FENNER & SMIT						
PAYCHEX INC	50.000	07/01/09	01/13/10	1,576.80	1,290.15	S 286.65
@ 31.5684						
BROKERAGE						
TAX &/OR SEC						
MORGAN STANLEY & CO. INCORPORATED						
BRISTOL MYERS SQUIBB CO	50.000	11/04/09	01/12/10	1,234.76	1,070.37	S 164.39
@ 24.7254						
BROKERAGE						
TAX &/OR SEC						
LOOP CAPITAL MARKETS LLC						



IRVING BERLIN CHARITABLE FUND INC
Account Number: A 21258-00-8



05440700110310051523
05540700310010004323

Capital Gain and Loss Schedule

Transactions

Note: S indicates Short Term Realized Gain/Loss
L indicates Long Term Realized Gain/Loss
F indicates Foreign Exchange Gain/Loss
on Capital Transactions
O indicates Ordinary Income Gain

Security Description	Units	Acq Date	Sold Date	Net Proceeds	Tax Cost	Total Gain/Loss
CATERPILLAR INC	20.000	02/27/09	01/21/10	1,143.67	485.45	S 658.22
@ 57.2143						
BROKERAGE						
TAX &/OR SEC						
GOLDMAN SACHS & CO.						
GILEAD SCIENCES INC	15.000	01/07/08	01/27/10	714.52	703.62	L 10.90
@ 47.655						
BROKERAGE						
TAX &/OR SEC						
LIQUIDNET INC						
COOPER INDUSTRIES PLC CL - A	15.000	09/02/09	01/29/10	651.59	501.32	S 150.27
@ 43.46						
BROKERAGE						
TAX &/OR SEC						
J.P. MORGAN SECURITIES INC.						

J.P.Morgan



IRVING BERLIN CHARITABLE FUND INC
 Account Number: A 21258-00-8

Capital Gain and Loss Schedule

Transactions

Note: **S** indicates Short Term Realized Gain/Loss
L indicates Long Term Realized Gain/Loss
F indicates Foreign Exchange Gain/Loss on Capital Transactions
O indicates Ordinary Income Gain

Security Description	Units	Acq. Date	Sold Date	Net Proceeds	Tax Cost	Total Gain/Loss
AT&T INC	25.000	01/10/08	01/29/10	635.99	971.38	L -335.39
@ 25.46						
BROKERAGE	0.50					
TAX &/OR SEC	.01					
J.P. MORGAN SECURITIES INC.						
ABBOTT LABORATORIES	15.000	11/08/06	01/29/10	797.98	710.95	L 87.03
@ 53.22						
BROKERAGE	0.30					
TAX &/OR SEC	.02					
J.P. MORGAN SECURITIES INC.						
ADVANCED AUTO PARTS INC	15.000	08/13/09	01/29/10	597.59	649.91	S -52.32
@ 39.86						
BROKERAGE	0.30					
TAX &/OR SEC	.01					
J.P. MORGAN SECURITIES INC.						



IRVING BERLIN CHARITABLE FUND INC
Account Number: A 21258-00-8



05440700110310051524
05540700310010004324

Capital Gain and Loss Schedule

Transactions

Note: S indicates Short Term Realized Gain/Loss
L indicates Long Term Realized Gain/Loss
F indicates Foreign Exchange Gain/Loss on Capital Transactions
O indicates Ordinary Income Gain

Security Description	Units	Acq Date	Sold Date	Net Proceeds	Tax Cost	Total Gain/Loss
APACHE CORP @ 101.04 505.20 BROKERAGE 0.10 TAX &/OR SEC .01 J.P. MORGAN SECURITIES INC.	5.000	01/04/08	01/29/10	505.09	549.00	L -43.91
APPLIED MATERIALS INC @ 12.40 310.00 BROKERAGE 0.50 TAX &/OR SEC .01 J.P. MORGAN SECURITIES INC.	25.000	12/15/09	01/29/10	309.49	338.50	S -29.01
BANK OF AMERICA CORP @ 15.24 381.00 BROKERAGE 0.50 TAX &/OR SEC .01 J.P. MORGAN SECURITIES INC.	25.000	09/30/03	01/29/10	380.49	679.89	L -299.40

J.P.Morgan



IRVING BERLIN CHARITABLE FUND INC
 Account Number: A 21258-00-8

Capital Gain and Loss Schedule

Transactions

Note: **S** indicates Short Term Realized Gain/Loss
L indicates Long Term Realized Gain/Loss
F indicates Foreign Exchange Gain/Loss on Capital Transactions
O indicates Ordinary Income Gain

Security Description	Units	Acq Date	Sold Date	Net Proceeds	Tax Cost	Total Gain/Loss
BANK OF NEW YORK MELLON CORP						
@ 29.35	25.000	01/08/08	01/29/10	733.24	1,219.47	L -486.23
BROKERAGE						
TAX &/OR SEC						
J.P. MORGAN SECURITIES INC.						
CARDINAL HEALTH INC						
@ 33.30	25.000	09/17/09	01/29/10	831.98	691.83	S 140.15
BROKERAGE						
TAX &/OR SEC						
J.P. MORGAN SECURITIES INC.						
CITIGROUP INC						
@ 3.30	75.000	10/05/09	01/29/10	246.74	346.05	S -99.31
BROKERAGE						
TAX &/OR SEC						
J.P. MORGAN SECURITIES INC.						



IRVING BERLIN CHARITABLE FUND INC
Account Number: A 21258-00-8



05440700110310051525
05540700310010004325

Capital Gain and Loss Schedule

Transactions

Note: **S** indicates Short-Term Realized Gain/Loss
L indicates Long-Term Realized Gain/Loss
F indicates Foreign Exchange Gain/Loss on Capital Transactions
O indicates Ordinary Income Gain

Security Description	Units	Acq Date	Sold Date	Net Proceeds	Tax Cost	Total Gain/Loss
COMCAST CORP	25.000	12/07/09	01/29/10	396.87	423.03	S -26.16
CL A						
@ 15.895				397.38		
BROKERAGE				0.50		
TAX &/OR SEC				.01		
CORNING INC	25.000	07/13/04	01/29/10	458.24	299.92	L 158.32
@ 18.35				458.75		
BROKERAGE				0.50		
TAX &/OR SEC				.01		
J.P. MORGAN SECURITIES INC.	10.000	10/05/06	01/29/10	689.79	620.51	L 69.28
DEVON ENERGY CORP						
@ 69.00				690.00		
BROKERAGE				0.20		
TAX &/OR SEC				.01		
J.P. MORGAN SECURITIES INC.						



IRVING BERLIN CHARITABLE FUND INC
Account Number: A 21258-00-8

Capital Gain and Loss Schedule

Transactions

Note: **S** indicates Short Term Realized Gain/Loss
L indicates Long Term Realized Gain/Loss
F indicates Foreign Exchange Gain/Loss on Capital Transactions
O indicates Ordinary Income Gain

Security Description	Units	Acq Date	Sold Date	Net Proceeds	Tax Cost	Total Gain/Loss
FREEMONT-MCMORAN COPPER & GOLD INC	10.000	01/10/08	01/29/10	693.59	956.00	L -262.41
CL B						
@ 69.38				693.80		
BROKERAGE				0.20		
TAX &/OR SEC				.01		
GOLDMAN SACHS GROUP INC	5.000	10/14/08	01/29/10	758.59	604.91	L 153.68
@ 151.74				758.70		
BROKERAGE				0.10		
TAX &/OR SEC				.01		
J.P. MORGAN SECURITIES INC.	5.000	09/17/96	01/29/10	614.79	153.24	L 461.55
@ 122.98				614.90		
BROKERAGE				0.10		
TAX &/OR SEC				.01		
J.P. MORGAN SECURITIES INC.						



IRVING BERLIN CHARITABLE FUND INC
Account Number: A 21258-00-8

Capital Gain and Loss Schedule

Transactions

Note: **S** indicates Short Term Realized Gain/Loss
L indicates Long Term Realized Gain/Loss
F indicates Foreign Exchange Gain/Loss
on Capital Transactions
O indicates Ordinary Income Gain



Security Description	Units	Acq Date	Sold Date	Net Proceeds	Tax Cost	Total Gain/Loss
MASTERCARD INC - CLASS A						
@ 250.27	3.000	05/05/09	01/29/10	750.74	548.44	S 202.30
BROKERAGE						
TAX &/OR SEC						
GOLDMAN SACHS EXECUTION & CLEARING						
METLIFE INC						
@ 35.65	25.000	12/12/08	01/29/10	890.73	733.03	L 157.70
BROKERAGE						
TAX &/OR SEC						
J.P. MORGAN SECURITIES INC.						
NASDAQ OMX GROUP INC						
@ 18.26	25.000	01/15/10	01/29/10	455.99	506.93	S -50.94
BROKERAGE						
TAX &/OR SEC						
J.P. MORGAN SECURITIES INC.						

05440700110310051526
05540700310010004326

J.P.Morgan



IRVING BERLIN CHARITABLE FUND INC
 Account Number: A 21258-00-8

Capital Gain and Loss Schedule

Transactions

Note: S indicates Short Term Realized Gain/Loss
 L indicates Long Term Realized Gain/Loss
 F indicates Foreign Exchange Gain/Loss on Capital Transactions
 O indicates Ordinary Income Gain

Security Description	Units	Acq Date	Sold Date	Net Proceeds	Tax Cost	Total Gain/Loss
PHILIP MORRIS INTERNATIONAL @ 45.93	15.000	05/13/09	01/29/10	688.64	627.97	S 60.67
BROKERAGE						
TAX &/OR SEC						
J.P. MORGAN SECURITIES INC.						
PRUDENTIAL FINANCIAL INC @ 50.17	15.000	12/11/09	01/29/10	752.24	739.90	S 12.34
BROKERAGE						
TAX &/OR SEC						
J.P. MORGAN SECURITIES INC.						
US BANCORP DEL @ 25.16	25.000	12/20/07	01/29/10	628.49	790.16	L -161.67
BROKERAGE						
TAX &/OR SEC						
J.P. MORGAN SECURITIES INC.						



IRVING BERLIN CHARITABLE FUND INC
Account Number: A 21258-00-8



05440700110310051527
05540700310010004327

Capital Gain and Loss Schedule

Transactions

Note: **S** indicates Short Term Realized Gain/Loss
L indicates Long Term Realized Gain/Loss
F indicates Foreign Exchange Gain/Loss
on Capital Transactions
O indicates Ordinary Income Gain

Security Description	Units	Acq Date	Sold Date	Net Proceeds	Tax Cost	Total Gain/Loss
UNITED TECHNOLOGIES CORP	10.000	08/15/02	01/29/10	679.69	300.82	L 378.87
@ 67.99						
BROKERAGE						
TAX &/OR SEC						
J.P. MORGAN SECURITIES INC.						
APPLIED MATERIALS INC	50.000	12/15/09	02/01/10	620.54	677.00	S -56.46
@ 12.431						
BROKERAGE						
TAX &/OR SEC						
CITIGROUP GLOBAL MKTS INC						
CORNING INC	35.000	07/13/04	02/01/10	635.95	419.89	L 216.06
@ 18.2002						
BROKERAGE						
TAX &/OR SEC						
COLLINS STEWART INC						

J.P.Morgan



IRVING BERLIN CHARITABLE FUND INC
Account Number: A 21258-00-8

Capital Gain and Loss Schedule

Transactions

Note: S indicates Short Term Realized Gain/Loss
L indicates Long Term Realized Gain/Loss
F indicates Foreign Exchange Gain/Loss
on Capital Transactions
O indicates Ordinary Income Gain

Security Description	Units	Acq Date	Sold Date	Net Proceeds	Tax Cost	Total Gain/Loss
APPLIED MATERIALS INC @ 11.8137	75.000	12/11/09	02/04/10	883.76	993.91	S -110.15
BROKERAGE						
TAX &/OR SEC						
GOLDMAN SACHS & CO.						
BOEING CO @ 58.3002	25.000	09/28/05	02/08/10	1,456.74	1,678.08	L -221.34
BROKERAGE						
TAX &/OR SEC						
MORGAN STANLEY & CO. INCORPORATED						
WELLPOINT INC @ 59.95	15.000	11/13/09	02/11/10	898.78	787.49	S 111.29
BROKERAGE						
TAX &/OR SEC						
MORGAN STANLEY & CO. INCORPORATED						



IRVING BERLIN CHARITABLE FUND INC
Account Number: A 21258-00-8



05440700110316051528
05540700310010004328

Capital Gain and Loss Schedule

Transactions

Note: **S** indicates Short Term Realized Gain/Loss
L indicates Long Term Realized Gain/Loss
F indicates Foreign Exchange Gain/Loss on Capital Transactions
O indicates Ordinary Income Gain

Security Description	Units	Acq Date	Sold Date	Net Proceeds	Tax Cost	Total Gain/Loss
GILEAD SCIENCES INC	45.000	12/04/08	02/19/10	2,201.29	2,100.76	L 100.53
@ 48.9382						
BROKERAGE						
TAX &/OR SEC						
LIQUIDNET INC						
PHILIP MORRIS INTERNATIONAL	5.000	12/01/05	03/05/10	254.58	191.63	L 62.95
@ 50.9473						
BROKERAGE						
TAX &/OR SEC						
BROOKVIEW CAPITAL LLC	10.000	05/13/09	03/05/10	509.17	418.64	S 90.53
GOOGLE INC	4.000	09/07/07	03/16/10	2,265.61	2,078.75	L 186.86
CL A						
@ 566.4303						
BROKERAGE						
TAX &/OR SEC						

J.P.Morgan



IRVING BERLIN CHARITABLE FUND INC
 Account Number: A 21258-00-8

Capital Gain and Loss Schedule

Transactions

Note: **S** indicates Short Term Realized Gain/Loss
L indicates Long Term Realized Gain/Loss
F indicates Foreign Exchange Gain/Loss
 on Capital Transactions
O indicates Ordinary Income Gain

Security Description	Units	Acq Date	Sold Date	Net Proceeds	Tax Cost	Total Gain/Loss
DEVON ENERGY CORP	25.000	02/19/09	03/16/10	1,696.06	1,319.74	L 376.32
@ 67.8737						
BROKERAGE						
TAX &/OR SEC						
SJ LEVINSON & SONS LLC						
COOPER INDUSTRIES PLC CL - A	35.000	09/02/09	03/19/10	1,610.88	1,169.76	S 441.12
@ 46.0559						
BROKERAGE						
TAX &/OR SEC						
UBS SECURITIES LLC						
DEVON ENERGY CORP	30.000	03/17/09	03/19/10	1,927.13	1,427.30	L 499.83
@ 64.2687						
BROKERAGE						
TAX &/OR SEC						
BARCLAYS CAPITAL LE						



IRVING BERLIN CHARITABLE FUND INC
Account Number: A 21258-00-8

Capital Gain and Loss Schedule

Transactions

Note: **S** indicates Short Term Realized Gain/Loss
L indicates Long Term Realized Gain/Loss
F indicates Foreign Exchange Gain/Loss on Capital Transactions
O indicates Ordinary Income Gain



05440700110310051529
05540700310010004329

Security Description	Units	Acq Date	Sold Date	Net Proceeds	Tax Cost	Total Gain/Loss
CELGENE CORPORATION @ 64.3046	25.000	12/17/07	03/23/10	1,606.83	1,246.63	L 360.20
BROKERAGE						
TAX &/OR SEC						
MORGAN STANLEY & CO. INCORPORATED						
APPLIED MATERIALS INC @ 13.0428	100.000	12/01/09	03/24/10	1,301.27	1,292.95	S 8.32
BROKERAGE						
TAX &/OR SEC						
BARCLAYS CAPITAL LE						
XLINX CORP @ 26.3003	50.000	12/11/07	03/24/10	1,313.50	1,136.29	L 177.21
BROKERAGE						
TAX &/OR SEC						
UBS SECURITIES LLC	50.000	07/23/09	03/24/10	1,313.50	1,022.52	S 290.98

J.P.Morgan



IRVING BERLIN CHARITABLE FUND INC
 Account Number: A 21258-00-8

Capital Gain and Loss Schedule

Transactions

Note: **S** indicates Short Term Realized Gain/Loss
L indicates Long Term Realized Gain/Loss
F indicates Foreign Exchange Gain/Loss
 on Capital Transactions
O indicates Ordinary Income Gain

Security Description	Units	Acq Date	Sold Date	Net Proceeds	Tax Cost	Total Gain/Loss
MORGAN STANLEY	50.000	09/19/08	03/25/10	1,473.90	1,668.69	L -194.79
@ 29.5083						
BROKERAGE				1,475.42		
TAX &/OR SEC				1.50		
ABEL NOSER CORP				.02		
PEPSICO INC	10.000	01/09/08	03/25/10	666.19	789.13	L -122.94
@ 66.65						
BROKERAGE				666.50		
TAX &/OR SEC				0.30		
DEUTSCHE BANC ALEX BROWN INC				.01		
PROCTER & GAMBLE CO	5.000	07/31/07	03/25/10	318.80	314.51	L 4.29
@ 63.79						
BROKERAGE				1,275.80		
TAX &/OR SEC				0.60		
DEUTSCHE BANC ALEX BROWN INC	15.000	09/22/09	03/25/10	956.39	860.50	S 95.89



IRVING BERLIN CHARITABLE FUND INC
Account Number: A 21258-00-8



05440700110310051530
05540700310010004330

Capital Gain and Loss Schedule

Transactions

Note: **S** indicates Short Term Realized Gain/Loss
L indicates Long Term Realized Gain/Loss
F indicates Foreign Exchange Gain/Loss
on Capital Transactions
O indicates Ordinary Income Gain

Security Description	Units	Acq Date	Sold Date	Net Proceeds	Tax Cost	Total Gain/Loss
AOL TIME WARNER INC REPRESENTS PRO RATA SHARE OF THE NET SETTLEMENT FROM THE AOL TIME WARNER INC CLASS ACTION. DUE A21258008 IRVING BERLIN CHARITABLE	0.000	00/00/00	00/00/00	116.61	.00	L 116.61
PRAXAIR INC @ 83.9695 1,259.54 BROKERAGE 0.45 TAX &/OR SEC .03 UBS SECURITIES LLC	15.000	10/19/05	04/07/10	1,259.06	693.10	L 565.96
STARWOOD HOTELS & RESORTS @ 48.3025 1,449.08 BROKERAGE 0.90 TAX &/OR SEC .03 CITIGROUP GLOBAL MKTS INC	30.000	07/01/09	04/07/10	1,448.15	646.75	S 801.40

J.P.Morgan



IRVING BERLIN CHARITABLE FUND INC
 Account Number: A 21258-00-8

Capital Gain and Loss Schedule

Transactions

Note: S indicates Short Term Realized Gain/Loss
 L indicates Long Term Realized Gain/Loss
 F indicates Foreign Exchange Gain/Loss
 on Capital Transactions
 O indicates Ordinary Income Gain

Security Description	Units	Acq Date	Sold Date	Net Proceeds	Tax Cost	Total Gain/Loss
TRANSOCEAN INC @ 85.6423	20,000	11/20/09	04/12/10	1,712.22	1,685.26	S 26.96
BROKERAGE						
TAX &/OR SEC						
CREDIT SUISSE FIRST BOSTON LLC						
BRISTOL MYERS SQUIBB CO @ 25.4818	75,000	08/26/08	04/15/10	1,908.85	1,490.53	L 418.32
BROKERAGE						
TAX &/OR SEC						
UBS SECURITIES LLC						
DODGE & COX INTERNATIONAL STOCK	300,300	08/29/07	04/19/10	10,000.00	13,987.98	L -3,987.98
JPMORGAN EQUITY INCOME FUND SELECT SHARE CLASS FUND 3128	2,053,140	02/20/09	04/19/10	17,000.00	11,826.09	L 5,173.91
JP MORGAN CHASE BANK AS SHAREHOLDER SERVICING AGENT						



IRVING BERLIN CHARITABLE FUND INC
Account Number: A 21258-00-8




05440700110310051531
05540700310010004331

Capital Gain and Loss Schedule

Transactions

Note: **S** indicates Short Term Realized Gain/Loss
L indicates Long Term Realized Gain/Loss
F indicates Foreign Exchange Gain/Loss
on Capital Transactions
O indicates Ordinary Income Gain

Security Description	Units	Acq Date	Sold Date	Net Proceeds	Tax Cost	Total Gain/Loss
JPMORGAN SHORT DURATION BOND FUND SELECT CLASS FUND 3133	2,102.580 1,013.820	11/16/07 09/30/09	04/19/10 04/19/10	22,939.17 11,060.83	22,392.50 11,000.00	L 546.67 S 60.83
JP MORGAN CHASE BANK AS SHAREHOLDER SERVICING AGENT						
SHARES RUSSELL 2000 INDEX FUND @ 71.5203	310.000	07/28/09	04/19/10	22,164.71	17,028.05	S 5,136.66
BROKERAGE						
TAX &/OR SEC						
INVESTMENT TECHNOLOGY GROUP (ITG)						
AT&T INC @ 26.20	50.000	01/10/08	04/22/10	1,308.48	1,929.96	L -621.48
BROKERAGE						
TAX &/OR SEC						
MORGAN STANLEY & CO. INCORPORATED						



IRVING BERLIN CHARITABLE FUND INC
 Account Number: A 21258-00-8

Capital Gain and Loss Schedule

Transactions

Note: **S** indicates Short Term Realized Gain/Loss
L indicates Long Term Realized Gain/Loss
F indicates Foreign Exchange Gain/Loss
 on Capital Transactions
O indicates Ordinary Income Gain

Security Description	Units	Acq Date	Sold Date	Net Proceeds	Tax Cost	Total Gain/Loss
JPMORGAN ASIA EQUITY FUND SELECT SHARE CLASS FUND 1134	569.690	06/25/09	04/26/10	18,759.96	15,000.00	S 3,759.96
JP MORGAN CHASE BANK AS SHAREHOLDER SERVICING AGENT	35.000	01/08/10	04/22/10	1,036.87	893.32	S 143.55
PRINCIPAL FINANCIAL GROUP @ 29.6555	25.000	07/29/96	04/23/10	1,349.44	297.25	L 1,052.19
BROKERAGE						
TAX &/OR SEC						
BARCLAYS CAPITAL LE						
WAL MART STORES INC @ 54.0087						
BROKERAGE						
TAX &/OR SEC						
GARDNER RICH & COMPANY						



IRVING BERLIN CHARITABLE FUND INC
Account Number: A 21258-00-8



05440700110310051532
05540700310010004332

Capital Gain and Loss Schedule

Transactions

Note: **S** indicates Short Term Realized Gain/Loss
L indicates Long Term Realized Gain/Loss
F indicates Foreign Exchange Gain/Loss on Capital Transactions
O indicates Ordinary Income Gain

Security Description	Units	Acq Date	Sold Date	Net Proceeds	Tax Cost	Total Gain/Loss
PRAXAIR INC @ 84.1655	25.000	10/19/05	04/28/10	2,103.35	1,155.16	L 948.19
BROKERAGE	2,104.14					
TAX &/OR SEC	0.75					
UBS SECURITIES LLC	.04					
ANADARKO PETROLEUM CORP @ 64.7133	20.000	03/18/10	04/30/10	1,293.64	1,426.62	S -132.98
BROKERAGE	1,294.27					
TAX &/OR SEC	0.60					
BARCLAYS CAPITAL LE	.03					
ANADARKO PETROLEUM CORP @ 64.4259	5.000	04/09/09	04/30/10	321.97	215.59	L 106.38
BROKERAGE	644.26					
TAX &/OR SEC	0.30					
LAZARD FRERES & CO.	.02					
	5.000	03/16/10	04/30/10	321.97	356.36	S -34.39

J.P.Morgan



IRVING BERLIN CHARITABLE FUND INC
Account Number: A 21258-00-8

Capital Gain and Loss Schedule

Transactions

Note: **S** indicates Short Term Realized Gain/Loss
L indicates Long Term Realized Gain/Loss
F indicates Foreign Exchange Gain/Loss
on Capital Transactions
O indicates Ordinary Income Gain

Security Description	Units	Acq Date	Sold Date	Net Proceeds	Tax Cost	Total Gain/Loss
ANADARKO PETROLEUM CORP @ 56.5277	20.000	04/09/09	05/12/10	1,129.93	862.37	L 267.56
BROKERAGE						
TAX &/OR SEC						
MERRILL LYNCH PIERCE FENNER & SMIT						
MONSANTO CO @ 56.9102	10.000	01/03/08	05/12/10	568.79	1,171.93	L -603.14
BROKERAGE						
TAX &/OR SEC						
GOLDMAN SACHS & CO.						
CORNING INC @ 18.6999	20.000	09/10/09	05/12/10	1,137.59	1,569.30	S -431.71
BROKERAGE						
TAX &/OR SEC						
FIRST UNION CAPITAL MARKETS						
	50.000	07/13/04	05/13/10	933.48	599.85	L 333.63



IRVING BERLIN CHARITABLE FUND INC
Account Number: A 21258-00-8



05440700110310051533
05540700310010004333

Capital Gain and Loss Schedule

Transactions

Note: **S** indicates Short Term Realized Gain/Loss
L indicates Long Term Realized Gain/Loss
F indicates Foreign Exchange Gain/Loss
on Capital Transactions
O indicates Ordinary Income Gain

Security Description	Units	Acq Date	Sold Date	Net Proceeds	Tax Cost	Total Gain/Loss
STARWOOD HOTELS & RESORTS	5.000	05/06/09	05/13/10	264.54	104.75	L 159.79
@ 52.9385	20.000	07/01/09	05/13/10	1,058.14	428.34	S 629.80
BROKERAGE	0.75					
TAX &/OR SEC	.03					
SG COWEN & CO						
WAL MART STORES INC	25.000	07/29/96	05/13/10	1,315.38	297.25	L 1,018.13
@ 52.6462						
BROKERAGE	0.75					
TAX &/OR SEC	.03					
DEUTSCHE BANC ALEX BROWN INC	2,752.360	05/05/09	05/20/10	24,743.82	32,500.00	L -7,756.18
EDGEWOOD GROWTH FUND	25.000	12/17/08	05/21/10	1,039.10	940.70	L 98.40
COVIDIEN PLC						
@ 41.5948						
BROKERAGE	0.75					
TAX &/OR SEC	.02					
BARCLAYS CAPITAL LE						

J.P. Morgan



IRVING BERLIN CHARITABLE FUND INC
Account Number: A 21258-00-8

Capital Gain and Loss Schedule

Transactions

Note: **S** indicates Short Term Realized Gain/Loss
L indicates Long Term Realized Gain/Loss
F indicates Foreign Exchange Gain/Loss on Capital Transactions
O indicates Ordinary Income Gain

Security Description	Units	Acq Date	Sold Date	Net Proceeds	Tax Cost	Total Gain/Loss
AFLAC INC @ 43.0787	20.000	10/13/09	05/21/10	860.95	902.58	S -41.63
BROKERAGE						
TAX &/OR SEC						
MERRILL LYNCH PIERCE FENNER & SMIT						
DOW CHEMICAL CO @ 26.199	25.000	03/16/10	05/21/10	654.21	763.59	S -109.38
BROKERAGE						
TAX &/OR SEC						
UBS SECURITIES LLC						
KB HOME @ 14.9946	75.000	04/07/10	05/21/10	1,122.33	1,256.70	S -134.37
BROKERAGE						
TAX &/OR SEC						
CREDIT SUISSE FIRST BOSTON LLC						



IRVING BERLIN CHARITABLE FUND INC
Account Number: A 21258-00-8



05440700110310051534
05540700310010004334

Capital Gain and Loss Schedule

Transactions

Note: **S** indicates Short Term Realized Gain/Loss
L indicates Long Term Realized Gain/Loss
F indicates Foreign Exchange Gain/Loss
on Capital Transactions
O indicates Ordinary Income Gain

Security Description	Units	Acq Date	Sold Date	Net Proceeds	Tax Cost	Total Gain/Loss
BAKER HUGHES INC	15.000	01/06/10	05/27/10	603.70	688.47	S -84.77
@ 40.2777						
BROKERAGE						
TAX &/OR SEC						
BLAYLOCK & CO INC						
WAL MART STORES INC	5.000	07/29/96	05/27/10	252.06	59.45	L 192.61
@ 50.4442						
BROKERAGE						
TAX &/OR SEC						
BLAYLOCK & CO INC						
SCHLUMBERGER LTD	20.000	04/07/10	05/28/10	1,136.93	1,362.58	S -225.65
@ 56.8775						
BROKERAGE						
TAX &/OR SEC						
DEUTSCHE BANC ALEX BROWN INC						

J.P.Morgan



IRVING BERLIN CHARITABLE FUND INC
Account Number: A 21258-00-8

Capital Gain and Loss Schedule

Transactions

Note: **S** indicates Short Term Realized Gain/Loss
L indicates Long Term Realized Gain/Loss
F indicates Foreign Exchange Gain/Loss on Capital Transactions
O indicates Ordinary Income Gain

Security Description	Units	Acq Date	Sold Date	Net Proceeds	Tax Cost	Total Gain/Loss
DOW CHEMICAL CO	100.000	04/22/09	06/01/10	2,570.90	1,282.83	L 1,288.07
@ 25.7295						
BROKERAGE						
TAX &/OR SEC						
SANFORD C. BERNSTEIN & CO. INC.(SCB						
DOW CHEMICAL CO	25.000	04/22/09	06/02/10	652.29	314.07	L 338.22
@ 26.1224						
BROKERAGE						
TAX &/OR SEC						
FIRST UNION CAPITAL MARKETS						
PHILIP MORRIS INTERNATIONAL	25.000	12/01/05	06/04/10	1,108.46	958.16	L 150.30
@ 44.369						
BROKERAGE						
TAX &/OR SEC						
ABEL NOSER CORP						
ARTISAN INTL VALUE FUND - INV	541.020	09/22/09	06/11/10	12,000.00	12,503.16	S -503.16



IRVING BERLIN CHARITABLE FUND INC
Account Number: A 21258-00-8



05440700110310051535
05540700310010004335

Capital Gain and Loss Schedule

Transactions

Note: **S** indicates Short Term Realized Gain/Loss
L indicates Long Term Realized Gain/Loss
F indicates Foreign Exchange Gain/Loss on Capital Transactions
O indicates Ordinary Income Gain

Security Description	Units	Acq Date	Sold Date	Net Proceeds	Tax Cost	Total Gain/Loss
CVS/CAREMARK CORPORATION @ 30.8632	25.000	10/11/05	06/09/10	770.81	635.43	L 135.38
BROKERAGE				1,543.16	740.07	S 30.75
TAX &/OR SEC				1.50		
LAZARD FRERES & CO.				.03		
DODGE & COX INTERNATIONAL STOCK	408.990	08/29/07	06/11/10	12,000.00	19,051.13	L -7,051.13
IVY GLOBAL NATURAL RESOURCE-I	362.310	06/25/09	06/11/10	6,000.00	5,391.30	S 608.70
AFLAC INC @ 42.3785	25.000	10/13/09	06/09/10	1,058.69	1,081.85	S -23.16
BROKERAGE				1,059.46		
TAX &/OR SEC				0.75		
COLLINS STEWART INC				.02		
CORNING INC @ 18.2217	115.000	01/08/09	06/16/10	2,092.01	1,322.69	L 769.32
BROKERAGE				2,095.50		
TAX &/OR SEC				3.45		
CREDIT SUISSE FIRST BOSTON LLC				.04		

J.P.Morgan



IRVING BERLIN CHARITABLE FUND INC
 Account Number: A 21258-00-8

Capital Gain and Loss Schedule

Transactions

Note: **S** indicates Short Term Realized Gain/Loss
L indicates Long Term Realized Gain/Loss
F indicates Foreign Exchange Gain/Loss on Capital Transactions
O indicates Ordinary Income Gain

Security Description	Units	Acq. Date	Sold Date	Net Proceeds	Tax Cost	Total Gain/Loss
BAXTER INTERNATIONAL INC @ 42.2589	25.000	07/01/09	06/18/10	1,055.70	1,323.61	S -267.91
BROKERAGE						
TAX &/OR SEC						
CREDIT SUISSE FIRST BOSTON LLC						
EMERSON ELECTRIC CO @ 44.6478	50.000	06/08/09	06/24/10	2,230.85	1,741.58	L 489.27
BROKERAGE						
TAX &/OR SEC						
GOLDMAN SACHS & CO.						
GOOGLE INC CL A	2.000	01/15/09	06/24/10	957.20	604.28	L 352.92
@ 478.6317						
BROKERAGE						
TAX &/OR SEC						



IRVING BERLIN CHARITABLE FUND INC
 Account Number: A 21258-00-8



05440700110310051536
 05540700310010004336

Capital Gain and Loss Schedule

Transactions

Note: **S** indicates Short Term Realized Gain/Loss
L indicates Long Term Realized Gain/Loss
F indicates Foreign Exchange Gain/Loss on Capital Transactions
O indicates Ordinary Income Gain

Security Description	Units	Acq Date	Sold Date	Net Proceeds	Tax Cost	Total Gain/Loss
QWEST COMMUNICATIONS INTERNATIONAL INC	0.000	00/00/00	00/00/00	120.36	.00	L 120.36
REPRESENTS PRO RATA SHARE OF THE NET SETTLEMENT FROM THE QWEST COMMUNICATIONS INTERNATIONAL CLASS						
NASDAQ OMX GROUP INC @ 17.6919	50.000	01/15/10	07/01/10	883.08	1,013.85	S -130.77
BROKERAGE						
TAX &/OR SEC						
FRIEDMAN BILLINGS & RAMSEY						
NORFOLK SOUTHERN CORP @ 52.9413	20.000	10/27/05	07/01/10	1,058.21	790.79	L 267.42
BROKERAGE						
TAX &/OR SEC						
UBS SECURITIES LLC						

J.P.Morgan



IRVING BERLIN CHARITABLE FUND INC
Account Number: A 21258-00-8

Capital Gain and Loss Schedule

Transactions

Note: **S** indicates Short Term Realized Gain/Loss
L indicates Long Term Realized Gain/Loss
F indicates Foreign Exchange Gain/Loss on Capital Transactions
O indicates Ordinary Income Gain

Security Description	Units	Acq Date	Sold Date	Net Proceeds	Tax Cost	Total Gain/Loss
TOLL BROTHERS INC	25.000	05/21/10	07/08/10	411.21	514.38	S -103.17
@ 16.4789						
BROKERAGE						
TAX &/OR SEC						
GOLDMAN SACHS & CO.						
BAXTER INTERNATIONAL INC	25.000	06/05/09	07/09/10	1,095.07	1,191.53	L -96.46
@ 43.8336						
BROKERAGE						
TAX &/OR SEC						
MERRILL LYNCH PIERCE FENNER & SMIT						
FRONTIER COMMUNICATIONS CORPORATION	41.000	07/09/97	07/09/10	296.98	380.83	L -83.85
@ 7.2736						
BROKERAGE						
TAX &/OR SEC						
GOLDMAN SACHS & CO.						
FRONTIER COMMUNICATIONS CORPORATION	0.770	00/00/00	07/22/10	5.50	.00	L 5.50
CASH IN LIEU OF FRACTIONAL SHARES						





IRVING BERLIN CHARITABLE FUND INC
Account Number: A 21258-00-8



05440700110310051537
05540700310010004337

Capital Gain and Loss Schedule

Transactions

Note: **S** indicates Short Term Realized Gain/Loss
L indicates Long Term Realized Gain/Loss
F indicates Foreign Exchange Gain/Loss on Capital Transactions
O indicates Ordinary Income Gain

Security Description	Units	Acq Date	Sold Date	Net Proceeds	Tax Cost	Total Gain/Loss
EDISON INTERNATIONAL	50.000	04/06/06	07/20/10	1,648.24	2,065.00	L -416.76
@ 32.9954						
BROKERAGE						
TAX &/OR SEC						
GOLDMAN SACHS & CO.						
SYSO CORP	25.000	05/02/08	07/20/10	756.24	792.02	L -35.78
@ 30.2801						
BROKERAGE						
TAX &/OR SEC						
MORGAN STANLEY & CO. INCORPORATED	25.000	04/26/10	07/20/10	756.24	794.47	S -38.23
RENAISSANCERE HOLDING LTD	0.000	00/00/00	00/00/00	41.05	.00	L 41.05
REPRESENTS PRO RATA SHARE OF THE NET SETTLEMENT FROM THE RENAISSANCERE HOLDING LTD CLASS ACTION. DUE A21258008 IRVING BERLIN						



IRVING BERLIN CHARITABLE FUND INC
 Account Number: A 21258-00-8

Capital Gain and Loss Schedule

Transactions

Note: S indicates Short Term Realized Gain/Loss
 L indicates Long Term Realized Gain/Loss
 F indicates Foreign Exchange Gain/Loss
 on Capital Transactions
 O indicates Ordinary Income Gain

Security Description	Units	Acq Date	Sold Date	Net Proceeds	Tax Cost	Total Gain/Loss
BANK OF NEW YORK MELLON CORP @ 25.4116 1,270.58	50.000	07/17/08	07/23/10	1,269.05	2,127.65	L -858.60
BROKERAGE TAX &/OR SEC CREDIT SUISSE FIRST BOSTON LLC						
EOG RESOURCES INC @ 101.8942 509.47	5.000	04/12/10	07/23/10	509.36	534.01	S -24.65
BROKERAGE TAX &/OR SEC UBS SECURITIES LLC						
MERRILL LYNCH & CO INC REPRESENTS PRO RATA SHARE OF THE NET SETTLEMENT FROM THE MERRILL LYNCH & CO INC CLASS ACTION. DUE A21258008 IRVING BERLIN CHARITABLE	0.000	00/00/00	00/00/00	82.73	.00	L 82.73



IRVING BERLIN CHARITABLE FUND INC
Account Number: A 21258-00-8



05440700110310051538
05540700310010004338

Capital Gain and Loss Schedule

Transactions

Note: **S** indicates Short Term Realized Gain/Loss
L indicates Long Term Realized Gain/Loss
F indicates Foreign Exchange Gain/Loss
on Capital Transactions
O indicates Ordinary Income Gain

Security Description	Units	Acq Date	Sold Date	Net Proceeds	Tax Cost	Total Gain/Loss
EDISON INTERNATIONAL	40.000	04/06/06	07/28/10	1,346.47	1,652.00	L -305.53
@ 33.6925	25.000	09/10/09	07/28/10	841.55	837.86	S 3.69
BROKERAGE						
TAX &/OR SEC						
DAIN RAUSCHER INCORPORATED						
JPMORGAN MID CAP VALUE FUND	1,037.600	06/28/05	08/11/10	20,586.02	24,207.25	L -3,621.23
SELECT SHARE CLASS						
(FUND 1100)						
JP MORGAN CHASE BANK						
AS SHAREHOLDER SERVICING AGENT						
HEWLETT-PACKARD CO	60.000	03/18/09	08/09/10	2,568.82	1,637.24	L 931.58
@ 42.8445						
BROKERAGE						
TAX &/OR SEC						
CREDIT SUISSE FIRST BOSTON LLC						

J.P. Morgan



IRVING BERLIN CHARITABLE FUND INC
 Account Number: A 21258-00-8

Capital Gain and Loss Schedule

Transactions

Note: S indicates Short Term Realized Gain/Loss
 L indicates Long Term Realized Gain/Loss
 F indicates Foreign Exchange Gain/Loss
 on Capital Transactions
 O indicates Ordinary Income Gain

Security Description	Units	Acq Date	Sold Date	Net Proceeds	Tax Cost	Total Gain/Loss
COVIDIEN PLC @ 37.77	15.000	11/18/08	08/11/10	566.24	559.31	L 6.93
BROKERAGE						
TAX &/OR SEC						
AUTOMATED TRADING DESK FINK SER TR						
INVESCO LTD @ 18.83	15.000	07/23/10	08/11/10	282.14	293.35	S -11.21
BROKERAGE						
TAX &/OR SEC						
AUTOMATED TRADING DESK FINK SER TR						
MARVELL TECHNOLOGY GROUP LTD @ 14.32	15.000	03/24/10	08/11/10	214.49	314.83	S -100.34
BROKERAGE						
TAX &/OR SEC						
AUTOMATED TRADING DESK FINK SER TR						



IRVING BERLIN CHARITABLE FUND INC
Account Number: A 21258-00-8



05440700110310051539
05540700310010004339

Capital Gain and Loss Schedule

Transactions

Note: **S** indicates Short Term Realized Gain/Loss
L indicates Long Term Realized Gain/Loss
F indicates Foreign Exchange Gain/Loss on Capital Transactions
O indicates Ordinary Income Gain

Security Description	Units	Acq Date	Sold Date	Net Proceeds	Tax Cost	Total Gain/Loss
ACE LTD NEW	5.000	04/29/09	08/11/10	263.79	236.48	L 27.31
@ 52.78						
BROKERAGE	0.10					
TAX &/OR SEC	.01					
AUTOMATED TRADING DESK FINK SER TR						
TYCO INTERNATIONAL LTD	15.000	06/01/10	08/11/10	557.24	546.82	S 10.42
@ 37.17						
BROKERAGE	0.30					
TAX &/OR SEC	.01					
AUTOMATED TRADING DESK FINK SER TR						
ABBOTT LABORATORIES	15.000	04/16/10	08/11/10	756.88	782.76	S -25.88
@ 50.48						
BROKERAGE	0.30					
TAX &/OR SEC	.02					
AUTOMATED TRADING DESK FINK SER TR						

J.P.Morgan



IRVING BERLIN CHARITABLE FUND INC
Account Number: A 21258-00-8

Capital Gain and Loss Schedule

Transactions

Note: S indicates Short Term Realized Gain/Loss
L indicates Long Term Realized Gain/Loss
F indicates Foreign Exchange Gain/Loss
on Capital Transactions
O indicates Ordinary Income Gain

Security Description	Units	Acq Date	Sold Date	Net Proceeds	Tax Cost	Total Gain/Loss
ADVANCED AUTO PARTS INC @ 52.10	5.000	08/13/09	08/11/10	260.39	216.64	S 43.75
BROKERAGE						
TAX &/OR SEC						
AUTOMATED TRADING DESK FINK SER TR						
AETNA INC @ 28.37	5.000	01/09/08	08/11/10	141.74	294.45	L -152.71
BROKERAGE						
TAX &/OR SEC						
AUTOMATED TRADING DESK FINK SER TR						
APACHE CORP @ 92.43	10.000	01/04/08	08/11/10	924.08	1,098.00	L -173.92
BROKERAGE						
TAX &/OR SEC						
AUTOMATED TRADING DESK FINK SER TR						



IRVING BERLIN CHARITABLE FUND INC
Account Number: A 21258-00-8



05440700110310051540
05540700310010004340

Capital Gain and Loss Schedule

Transactions

Note: **S** indicates Short Term Realized Gain/Loss
L indicates Long Term Realized Gain/Loss
F indicates Foreign Exchange Gain/Loss
on Capital Transactions
O indicates Ordinary Income Gain

Security Description	Units	Acq Date	Sold Date	Net Proceeds	Tax Cost	Total Gain/Loss
APPLE INC.						
@ 251.21	5.000	06/16/10	08/11/10	1,255.92	1,305.66	S -49.74
BROKERAGE						
TAX &/OR SEC						
MERRILL LYNCH PIERCE FENNER & SMIT						
BANK OF AMERICA CORP						
@ 13.2001	55.000	09/30/03	08/11/10	724.89	1,495.77	L -770.88
BROKERAGE						
TAX &/OR SEC						
AUTOMATED TRADING DESK FINK SER TR						
BANK OF NEW YORK MELLON CORP						
@ 24.90	15.000	07/17/08	08/11/10	373.19	544.91	L -171.72
BROKERAGE						
TAX &/OR SEC						
AUTOMATED TRADING DESK FINK SER TR						

J.P.Morgan



IRVING BERLIN CHARITABLE FUND INC
 Account Number: A 21258-00-8

Capital Gain and Loss Schedule

Transactions

Note: **S** indicates Short Term Realized Gain/Loss
L indicates Long Term Realized Gain/Loss
F indicates Foreign Exchange Gain/Loss on Capital Transactions
O indicates Ordinary Income Gain

Security Description	Units	Acq Date	Sold Date	Net Proceeds	Tax Cost	Total Gain/Loss
BIODEN IDEC INC	5.000	03/19/10	08/11/10	279.19	299.87	\$ -20.68
@ 55.86						
BROKERAGE	0.10					
TAX &/OR SEC	.01					
AUTOMATED TRADING DESK FINK SER TR						
CVS/CAREMARK CORPORATION	25.000	07/28/10	08/11/10	717.98	796.44	\$ -78.46
@ 28.74						
BROKERAGE	0.50					
TAX &/OR SEC	.02					
AUTOMATED TRADING DESK FINK SER TR						
CARNIVAL CORPORATION	10.000	04/07/10	08/11/10	327.69	388.93	\$ -61.24
@ 32.79						
BROKERAGE	0.20					
TAX &/OR SEC	.01					
AUTOMATED TRADING DESK FINK SER TR						



IRVING BERLIN CHARITABLE FUND INC
Account Number: A 21258-00-8



05440700110310051541
05540700310010004341

Capital Gain and Loss Schedule

Transactions

Note: **S** indicates Short Term Realized Gain/Loss
L indicates Long Term Realized Gain/Loss
F indicates Foreign Exchange Gain/Loss
on Capital Transactions
O indicates Ordinary Income Gain

Security Description	Units	Acq Date	Sold Date	Net Proceeds	Tax Cost	Total Gain/Loss
CELGENE CORPORATION	10.000	04/15/10	08/11/10	554.89	605.27	S -50.38
@ 55.51						
BROKERAGE	0.20					
TAX &/OR SEC	.01					
AUTOMATED TRADING DESK FINK SER TR						
CISCO SYSTEMS INC	50.000	05/14/96	08/11/10	1,180.48	306.95	L 873.53
@ 23.63						
BROKERAGE	1.00					
TAX &/OR SEC	.02					
AUTOMATED TRADING DESK FINK SER TR						
CITIGROUP INC	75.000	10/05/09	08/11/10	288.74	346.04	S -57.30
@ 3.87						
BROKERAGE	1.50					
TAX &/OR SEC	.01					
KNIGHT SECURITIES BROADCORT CAP						



IRVING BERLIN CHARITABLE FUND INC
 Account Number: A 21258-00-8

Capital Gain and Loss Schedule

Transactions

Note: S indicates Short Term Realized Gain/Loss
 L indicates Long Term Realized Gain/Loss
 F indicates Foreign Exchange Gain/Loss on Capital Transactions
 O indicates Ordinary Income Gain

Security Description	Units	Acq Date	Sold Date	Net Proceeds	Tax Cost	Total Gain/Loss
COACH INC @ 37.73	15.000	04/26/10	08/11/10	565.64	654.91	S -89.27
BROKERAGE						
TAX &/OR SEC						
AUTOMATED TRADING DESK FINK SER TR						
COCA-COLA CO @ 56.2001	5.000	11/20/09	08/11/10	280.89	287.03	S -6.14
BROKERAGE						
TAX &/OR SEC						
AUTOMATED TRADING DESK FINK SER TR						
COGNIZANT TECHNOLOGY SOLUTIONS CORP CL A	10.000	06/16/10	08/11/10	595.08	540.13	S 54.95
@ 59.53						
BROKERAGE						
TAX &/OR SEC						



IRVING BERLIN CHARITABLE FUND INC
Account Number: A 21258-00-8



05440700110310051542
05540700310010004342

Capital Gain and Loss Schedule

Transactions

Note: **S** indicates Short Term Realized Gain/Loss
L indicates Long Term Realized Gain/Loss
F indicates Foreign Exchange Gain/Loss
on Capital Transactions
O indicates Ordinary Income Gain

Security Description	Units	Acq Date	Sold Date	Net Proceeds	Tax Cost	Total Gain/Loss
CONOCOPHILLIPS	15.000	01/06/10	08/11/10	830.83	795.10	\$ 35.73
@ 55.41						
BROKERAGE	0.30					
TAX &/OR SEC	.02					
AUTOMATED TRADING DESK FINK SER TR						
DEERE & CO	20.000	04/28/10	08/11/10	1,301.77	1,023.17	\$ 278.60
@ 65.11						
BROKERAGE	0.40					
TAX &/OR SEC	.03					
AUTOMATED TRADING DESK FINK SER TR						
DEVON ENERGY CORP	10.000	05/12/10	08/11/10	641.08	697.73	\$ -56.65
@ 64.13						
BROKERAGE	0.20					
TAX &/OR SEC	.02					
AUTOMATED TRADING DESK FINK SER TR						

J.P.Morgan



IRVING BERLIN CHARITABLE FUND INC
 Account Number: A 21258-00-8

Capital Gain and Loss Schedule

Transactions

Note: S indicates Short Term Realized Gain/Loss
 L indicates Long Term Realized Gain/Loss
 F indicates Foreign Exchange Gain/Loss
 on Capital Transactions
 O indicates Ordinary Income Gain

Security Description	Units	Acq Date	Sold Date	Net Proceeds	Tax Cost	Total Gain/Loss
WALT DISNEY CO	40.000	01/09/08	08/11/10	1,376.77	1,216.90	L 159.87
@ 34.44						
BROKERAGE						
TAX &/OR SEC						
AUTOMATED TRADING DESK FINK SER TR						
E I DU PONT DE NEMOURS & CO	10.000	04/30/10	08/11/10	405.09	405.73	S -64
@ 40.53						
BROKERAGE						
TAX &/OR SEC						
AUTOMATED TRADING DESK FINK SER TR						
EOG RESOURCES INC	5.000	04/12/10	08/11/10	483.94	534.02	S -50.08
@ 96.81						
BROKERAGE						
TAX &/OR SEC						
AUTOMATED TRADING DESK FINK SER TR						



IRVING BERLIN CHARITABLE FUND INC
Account Number: A 21258-00-8



05440700110310051543
05540700310010004343

Capital Gain and Loss Schedule

Transactions

Note. **S** indicates Short Term Realized Gain/Loss
L indicates Long Term Realized Gain/Loss
F indicates Foreign Exchange Gain/Loss
on Capital Transactions
O indicates Ordinary Income Gain

Security Description	Units	Acq Date	Sold Date	Net Proceeds	Tax Cost	Total Gain/Loss
EXXON MOBIL CORP	30.000	05/28/10	08/11/10	1,812.34	2,059.77	S -247.43
@ 60.4426						
BROKERAGE						
TAX &/OR SEC						
BARCLAYS CAPITAL LE						
EXXON MOBIL CORP	10.000	09/17/96	08/11/10	602.88	212.61	L 390.27
@ 60.31						
BROKERAGE						
TAX &/OR SEC						
AUTOMATED TRADING DESK FINK SER TR						
FREEMONT-MCMORAN COPPER & GOLD INC	10.000	06/01/10	08/11/10	698.48	719.27	S -20.79
CL B						
@ 69.87						
BROKERAGE						
TAX &/OR SEC						

J.P.Morgan



IRVING BERLIN CHARITABLE FUND INC
Account Number: A 21258-00-8

Capital Gain and Loss Schedule

Transactions

Note: **S** indicates Short Term Realized Gain/Loss
L indicates Long Term Realized Gain/Loss
F indicates Foreign Exchange Gain/Loss
on Capital Transactions
O indicates Ordinary Income Gain

Security Description	Units	Acq Date	Sold Date	Net Proceeds	Tax Cost	Total Gain/Loss
GENERAL ELECTRIC CO	25.000	06/24/10	08/11/10	390.74	383.71	S 7.03
@ 15.6501						
BROKERAGE	0.50					
TAX &/OR SEC	.01					
AUTOMATED TRADING DESK FINK SER TR						
GENERAL MILLS INC	10.000	01/20/09	08/11/10	338.99	302.13	L 36.86
@ 33.92						
BROKERAGE	0.20					
TAX &/OR SEC	.01					
AUTOMATED TRADING DESK FINK SER TR						
GOLDMAN SACHS GROUP INC	5.000	10/14/08	08/11/10	747.13	604.91	L 142.22
@ 149.45						
BROKERAGE	0.10					
TAX &/OR SEC	.02					
AUTOMATED TRADING DESK FINK SER TR						



IRVING BERLIN CHARITABLE FUND INC
Account Number: A 21258-00-8



05440700110310051544
05540700310010004344


Capital Gain and Loss Schedule

Transactions

Note: **S** indicates Short Term Realized Gain/Loss
L indicates Long Term Realized Gain/Loss
F indicates Foreign Exchange Gain/Loss
on Capital Transactions
O indicates Ordinary Income Gain

Security Description	Units	Acq Date	Sold Date	Net Proceeds	Tax Cost	Total Gain/Loss
GOOGLE INC	1.000	01/15/09	08/11/10	492.51	302.14	L 190.37
CL A						
@ 492.54						
BROKERAGE						
TAX &/OR SEC						
HEWLETT-PACKARD CO	5.000	08/18/05	08/11/10	204.54	133.21	L 71.33
@ 40.9301						
BROKERAGE						
TAX &/OR SEC						
AUTOMATED TRADING DESK FINK SER TR						
INTERNATIONAL BUSINESS MACHINES CORP	10.000	05/13/10	08/11/10	1,299.57	1,326.17	S -26.60
@ 129.98						
BROKERAGE						
TAX &/OR SEC						
AUTOMATED TRADING DESK FINK SER TR						

J.P.Morgan



IRVING BERLIN CHARITABLE FUND INC
 Account Number: A 21258-00-8

Capital Gain and Loss Schedule

Transactions

Note: **S** indicates Short Term Realized Gain/Loss
L indicates Long Term Realized Gain/Loss
F indicates Foreign Exchange Gain/Loss on Capital Transactions
O indicates Ordinary Income Gain

Security Description	Units	Acq. Date	Sold Date	Net Proceeds	Tax Cost	Total Gain/Loss
INTERFIL CORP CL A	10.000	05/27/10	08/11/10	104.39	134.28	S -29.89
@ 10.46						
BROKERAGE						
TAX &/OR SEC						
JOHNSON CONTROLS INC	25.000	04/28/10	08/11/10	713.48	833.81	S -120.33
@ 28.56						
BROKERAGE						
TAX &/OR SEC						
AUTOMATED TRADING DESK FINK SER TR	20.000	04/28/10	08/11/10	550.79	571.37	S -20.58
@ 27.56						
BROKERAGE						
TAX &/OR SEC						
AUTOMATED TRADING DESK FINK SER TR						



IRVING BERLIN CHARITABLE FUND INC
Account Number: A 21258-00-8



05440790110310051545
05540700310010004345

Capital Gain and Loss Schedule

Transactions

Note: **S** indicates Short Term Realized Gain/Loss
L indicates Long Term Realized Gain/Loss
F indicates Foreign Exchange Gain/Loss
on Capital Transactions
O indicates Ordinary Income Gain

Security Description	Units	Acq Date	Sold Date	Net Proceeds	Tax Cost	Total Gain/Loss
LOWES COMPANIES INC	25.000	02/19/10	08/11/10	493.99	576.30	S -82.31
@ 19.78						
BROKERAGE	0.50					
TAX &/OR SEC	.01					
AUTOMATED TRADING DESK FINK SER TR						
MASTERCARD INC - CLASS A	3.000	02/04/10	08/11/10	631.03	690.20	S -59.17
@ 210.37						
BROKERAGE	0.06					
TAX &/OR SEC	.02					
MERRILL LYNCH PIERCE FENNER & SMIT						
MERCK AND CO INC NEW	25.000	01/21/10	08/11/10	872.73	977.72	S -104.99
@ 34.93						
BROKERAGE	0.50					
TAX &/OR SEC	.02					
AUTOMATED TRADING DESK FINK SER TR						



IRVING BERLIN CHARITABLE FUND INC
Account Number: A 21258-00-8

Capital Gain and Loss Schedule

Transactions

Note: **S** indicates Short Term Realized Gain/Loss
L indicates Long Term Realized Gain/Loss
F indicates Foreign Exchange Gain/Loss
on Capital Transactions
O indicates Ordinary Income Gain

Security Description	Units	Acq Date	Sold Date	Net Proceeds	Tax Cost	Total Gain/Loss
METLIFE INC	10.000	04/22/10	08/11/10	409.09	467.31	S -58.22
@ 40.93						
BROKERAGE	0.20					
TAX &/OR SEC	.01					
AUTOMATED TRADING DESK FINK SER TR						
MICROSOFT CORP	50.000	10/15/98	08/11/10	1,231.47	1,284.68	L -53.21
@ 24.65						
BROKERAGE	1.50					
TAX &/OR SEC	.04					
AUTOMATED TRADING DESK FINK SER TR						
MONSANTO CO	25.000	02/01/10	08/11/10	615.74	708.66	S -92.92
@ 56.83						
BROKERAGE	0.10					
TAX &/OR SEC	.01					
AUTOMATED TRADING DESK FINK SER TR						
MONSANTO CO	5.000	07/01/10	08/11/10	284.04	230.35	S 53.69
@ 56.83						
BROKERAGE	0.10					
TAX &/OR SEC	.01					
AUTOMATED TRADING DESK FINK SER TR						



IRVING BERLIN CHARITABLE FUND INC
Account Number: A 21258-00-8

Capital Gain and Loss Schedule

Transactions

Note: **S** indicates Short Term Realized Gain/Loss
L indicates Long Term Realized Gain/Loss
F indicates Foreign Exchange Gain/Loss on Capital Transactions
O indicates Ordinary Income Gain



05440700110310051546
05540700310010004346

Security Description	Units	Acq Date	Sold Date	Net Proceeds	Tax Cost	Total Gain/Loss
NYSE EURONEXT	15.000	07/01/10	08/11/10	444.89	411.95	S 32.94
@ 29.68						
BROKERAGE	445.20					
TAX &/OR SEC	0.30					
AUTOMATED TRADING DESK FINK SER TR	.01					
NEXTERA ENERGY INC	10.000	04/22/10	08/11/10	528.99	508.24	S 20.75
@ 52.92						
BROKERAGE	529.20					
TAX &/OR SEC	0.20					
AUTOMATED TRADING DESK FINK SER TR	.01					
NIKE INC B	5.000	01/07/08	08/11/10	360.19	308.90	L 51.29
@ 72.06						
BROKERAGE	360.30					
TAX &/OR SEC	0.10					
AUTOMATED TRADING DESK FINK SER TR	.01					

J.P.Morgan



IRVING BERLIN CHARITABLE FUND INC
Account Number: A 21258-00-8

Capital Gain and Loss Schedule

Transactions

Note: **S** indicates Short Term Realized Gain/Loss
L indicates Long Term Realized Gain/Loss
F indicates Foreign Exchange Gain/Loss
on Capital Transactions
O indicates Ordinary Income Gain

Security Description	Units	Acq Date	Sold Date	Net Proceeds	Tax Cost	Total Gain/Loss
NORFOLK SOUTHERN CORP	15,000	10/27/05	08/11/10	828.13	593.09	L 235.04
@ 55.23						
BROKERAGE	0.30					
TAX &/OR SEC	.02					
AUTOMATED TRADING DESK FINK SER TR						
NOVELLUS SYSTEMS INC	5,000	03/25/10	08/11/10	124.74	127.32	S -2.58
@ 24.97						
BROKERAGE	0.10					
TAX &/OR SEC	.01					
AUTOMATED TRADING DESK FINK SER TR						
OCCIDENTAL PETROLEUM CORP	10,000	03/16/10	08/11/10	763.48	826.66	S -63.18
@ 76.37						
BROKERAGE	0.20					
TAX &/OR SEC	.02					
AUTOMATED TRADING DESK FINK SER TR						



IRVING BERLIN CHARITABLE FUND INC
 Account Number: A 21258-00-8



05440700110310051547
 05540700310010004347

Capital Gain and Loss Schedule

Transactions

Note: **S** indicates Short Term Realized Gain/Loss
L indicates Long Term Realized Gain/Loss
F indicates Foreign Exchange Gain/Loss
 on Capital Transactions
O indicates Ordinary Income Gain

Security Description	Units	Acq Date	Sold Date	Net Proceeds	Tax Cost	Total Gain/Loss
ORACLE CORP	15.000	10/13/09	08/11/10	354.59	313.85	S 40.74
@ 23.6601						
BROKERAGE						
TAX &/OR SEC						
AUTOMATED TRADING DESK FINK SER TR						
PACCAR INC	10.000	08/07/08	08/11/10	433.09	425.32	L 7.77
@ 43.33						
BROKERAGE						
TAX &/OR SEC						
AUTOMATED TRADING DESK FINK SER TR						
PARKER-HANNIFIN CORP	5.000	08/13/09	08/11/10	313.29	248.68	S 64.61
@ 62.68						
BROKERAGE						
TAX &/OR SEC						
AUTOMATED TRADING DESK FINK SER TR						



IRVING BERLIN CHARITABLE FUND INC
 Account Number: A 21258-00-8

Capital Gain and Loss Schedule

Transactions

Note: **S** indicates Short Term Realized Gain/Loss
L indicates Long Term Realized Gain/Loss
F indicates Foreign Exchange Gain/Loss on Capital Transactions
O indicates Ordinary Income Gain

Security Description	Units	Acq Date	Sold Date	Net Proceeds	Tax Cost	Total Gain/Loss
PEPSICO INC @ 65.61	5.000	01/09/08	08/11/10	327.94	394.56	L -66.62
BROKERAGE	0.10					
TAX &/OR SEC	.01					
AUTOMATED TRADING DESK FINK SER TR						
PFIZER INC @ 16.1501	70.000	01/21/10	08/11/10	1,129.09	1,322.23	S -193.14
BROKERAGE	1.40					
TAX &/OR SEC	.02					
AUTOMATED TRADING DESK FINK SER TR						
PHILIP MORRIS INTERNATIONAL @ 51.91	5.000	12/01/05	08/11/10	259.44	191.63	L 67.81
BROKERAGE	0.10					
TAX &/OR SEC	.01					
AUTOMATED TRADING DESK FINK SER TR						



IRVING BERLIN CHARITABLE FUND INC
 Account Number: A 21258-00-8



05440700110310051548
 05540700310010004348

Capital Gain and Loss Schedule

Transactions

Note: **S** indicates Short Term Realized Gain/Loss
L indicates Long Term Realized Gain/Loss
F indicates Foreign Exchange Gain/Loss on Capital Transactions
O indicates Ordinary Income Gain

Security Description	Units	Acq Date	Sold Date	Net Proceeds	Tax Cost	Total Gain/Loss
PROCTER & GAMBLE CO	5.000	02/29/96	08/11/10	302.29	101.46	L 200.83
@ 60.48	907.20					
BROKERAGE						
TAX &/OR SEC						
AUTOMATED TRADING DESK FINK SER TR	10.000	09/22/09	08/11/10	604.59	573.67	S 30.92
PRUDENTIAL FINANCIAL INC	5.000	12/11/09	08/11/10	283.99	243.34	S 40.65
@ 56.82	284.10					
BROKERAGE						
TAX &/OR SEC						
AUTOMATED TRADING DESK FINK SER TR	5.000	07/12/10	08/11/10	159.19	167.34	S -8.15
PUBLIC SERVICE ENTERPRISE GROUP						
@ 31.86	159.30					
BROKERAGE						
TAX &/OR SEC						
AUTOMATED TRADING DESK FINK SER TR						



IRVING BERLIN CHARITABLE FUND INC
 Account Number: A 21258-00-8

Capital Gain and Loss Schedule

Transactions

Note: **S** indicates Short Term Realized Gain/Loss
L indicates Long Term Realized Gain/Loss
F indicates Foreign Exchange Gain/Loss on Capital Transactions
O indicates Ordinary Income Gain

Security Description	Units	Acq Date	Sold Date	Net Proceeds	Tax Cost	Total Gain/Loss
QUALCOMM INC	20.000	03/24/10	08/11/10	782.78	802.81	S -20.03
@ 39.16						
BROKERAGE						
TAX &/OR SEC						
AUTOMATED TRADING DESK FINK SER TR						
SCHLUMBERGER LTD	5.000	04/07/10	08/11/10	299.49	331.63	S -32.14
@ 59.92						
BROKERAGE						
TAX &/OR SEC						
AUTOMATED TRADING DESK FINK SER TR						
SOUTHERN CO	5.000	07/02/10	08/11/10	179.94	167.77	S 12.17
@ 36.0101						
BROKERAGE						
TAX &/OR SEC						
AUTOMATED TRADING DESK FINK SER TR						



IRVING BERLIN CHARITABLE FUND INC
Account Number: A 21258-00-8



05440700110310051549
05540700310010004349

Capital Gain and Loss Schedule

Transactions

Note: **S** indicates Short Term Realized Gain/Loss
L indicates Long Term Realized Gain/Loss
F indicates Foreign Exchange Gain/Loss
on Capital Transactions
O indicates Ordinary Income Gain

Security Description	Units	Acq Date	Sold Date	Net Proceeds	Tax Cost	Total Gain/Loss
SOUTHWESTERN ENERGY CO	25.000	06/08/09	08/11/10	880.98	1,069.97	L -188.99
@ 35.26						
BROKERAGE	0.50					
TAX &/OR SEC	.02					
AUTOMATED TRADING DESK FINK SER TR						
STAPLES INC	45.000	01/06/10	08/11/10	874.78	1,109.64	S -234.86
@ 19.46						
BROKERAGE	0.90					
TAX &/OR SEC	.02					
AUTOMATED TRADING DESK FINK SER TR						
SYSO CORP	5.000	05/02/08	08/11/10	151.09	158.41	L -7.32
@ 30.2401						
BROKERAGE	0.10					
TAX &/OR SEC	.01					
AUTOMATED TRADING DESK FINK SER TR						



IRVING BERLIN CHARITABLE FUND INC
Account Number: A 21258-00-8

Capital Gain and Loss Schedule

Transactions

Note: **S** indicates Short Term Realized Gain/Loss
L indicates Long Term Realized Gain/Loss
F indicates Foreign Exchange Gain/Loss on Capital Transactions
O indicates Ordinary Income Gain

Security Description	Units	Acq Date	Sold Date	Net Proceeds	Tax Cost	Total Gain/Loss
TD AMERITRADE HOLDING CORPORATION	10.000	02/04/10	08/11/10	156.79	170.44	S -13.65
@ 15.70						
BROKERAGE						
TAX &/OR SEC						
AUTOMATED TRADING DESK FINK SER TR	25.000	02/08/08	08/11/10	780.23	823.94	L -43.71
TIME WARNER INC						
NEW						
@ 31.23						
BROKERAGE						
TAX &/OR SEC						
US BANCORP DEL	10.000	12/20/07	08/11/10	225.39	316.06	L -90.67
@ 22.56						
BROKERAGE						
TAX &/OR SEC						
AUTOMATED TRADING DESK FINK SER TR						



IRVING BERLIN CHARITABLE FUND INC
Account Number: A 21258-00-8



05440700110310051550
05540700310010004350

Capital Gain and Loss Schedule

Transactions

Note: **S** indicates Short Term Realized Gain/Loss
L indicates Long Term Realized Gain/Loss
F indicates Foreign Exchange Gain/Loss
on Capital Transactions
O indicates Ordinary Income Gain

Security Description	Units	Acq Date	Sold Date	Net Proceeds	Tax Cost	Total Gain/Loss
UNITED TECHNOLOGIES CORP @ 71.46	15.000	04/16/10	08/11/10	1,071.58	1,106.96	S -35.38
BROKERAGE						
TAX &/OR SEC						
AUTOMATED TRADING DESK FINK SER TR						
VERIZON COMMUNICATIONS INC @ 29.6401	25.000	07/09/97	08/11/10	740.48	852.15	L -111.67
BROKERAGE						
TAX &/OR SEC						
AUTOMATED TRADING DESK FINK SER TR						
WELLS FARGO & CO @ 26.44	20.000	12/17/07	08/11/10	528.39	610.40	L -82.01
BROKERAGE						
TAX &/OR SEC						
AUTOMATED TRADING DESK FINK SER TR						

J.P.Morgan



IRVING BERLIN CHARITABLE FUND INC
Account Number: A 21258-00-8

Capital Gain and Loss Schedule

Transactions

Note: S indicates Short Term Realized Gain/Loss
L indicates Long Term Realized Gain/Loss
F indicates Foreign Exchange Gain/Loss
on Capital Transactions
O indicates Ordinary Income Gain

Security Description	Units	Acq Date	Sold Date	Net Proceeds	Tax Cost	Total Gain/Loss
YUM BRANDS INC	10.000	01/09/08	08/11/10	411.29	370.82	L 40.47
@ 41.15						
BROKERAGE						
TAX &/OR SEC						
AUTOMATED TRADING DESK FINK SER TR						
GOOGLE INC	2.000	01/15/09	08/13/10	978.09	604.29	L 373.80
CL A						
@ 489.0857						
BROKERAGE						
TAX &/OR SEC						
HEWLETT-PACKARD CO	45.000	08/18/05	08/13/10	1,818.66	1,198.93	L 619.73
@ 40.4456						
BROKERAGE						
TAX &/OR SEC						
CITIGROUP GLOBAL MKTS INC						



IRVING BERLIN CHARITABLE FUND INC
Account Number: A 21258-00-8



05440700110310051551
05540700310010004351


Capital Gain and Loss Schedule

Transactions

Note: **S** indicates Short Term Realized Gain/Loss
L indicates Long Term Realized Gain/Loss
F indicates Foreign Exchange Gain/Loss
on Capital Transactions
O indicates Ordinary Income Gain

Security Description	Units	Acq Date	Sold Date	Net Proceeds	Tax Cost	Total Gain/Loss
NYSE EURONEXT	35.000	07/01/10	08/18/10	1,020.03	961.21	\$ 58.82
@ 29.1743						
BROKERAGE	1.05					
TAX &/OR SEC	.02					
MERRILL LYNCH PIERCE FENNER & SMIT						
WALMART STORES INC	25.000	07/29/96	08/18/10	1,274.22	297.25	L 976.97
@ 51.00						
BROKERAGE	0.75					
TAX &/OR SEC	.03					
MORGAN STANLEY & CO. INCORPORATED						
DEERE & CO	15.000	09/01/09	09/10/10	1,015.87	640.90	L 374.97
@ 67.7561						
BROKERAGE	1,016.34					
TAX &/OR SEC	0.45					
GOLDMAN SACHS & CO.	.02					

J.P. Morgan



IRVING BERLIN CHARITABLE FUND INC
 Account Number: A 21258-00-8

Capital Gain and Loss Schedule

Transactions

Note: **S** indicates Short Term Realized Gain/Loss
L indicates Long Term Realized Gain/Loss
F indicates Foreign Exchange Gain/Loss
 on Capital Transactions
O indicates Ordinary Income Gain

Security Description	Units	Acq. Date	Sold Date	Net Proceeds	Tax Cost	Total Gain/Loss
HEWLETT-PACKARD CO	20.000	08/18/05	09/10/10	763.18	532.86	L 230.32
@ 38.19	763.80					
BROKERAGE						
TAX &/OR SEC						
STIFEL NICOLAUS & CO INC	25.000	06/24/09	09/21/10	377.09	386.81	L -9.72
INTERNATIONAL GAME TECHNOLOGY						
@ 15.1139	377.85					
BROKERAGE						
TAX &/OR SEC						
GOLDMAN SACHS & CO.	40.000	05/27/10	09/21/10	440.60	537.12	S -96.52
INTERSIL CORP						
CL A						
@ 11.0452	441.81					
BROKERAGE						
TAX &/OR SEC						



IRVING BERLIN CHARITABLE FUND INC
Account Number: A 21258-00-8



05440700110310051552
05540700310010004352

Capital Gain and Loss Schedule

Transactions

Note: **S** Indicates Short Term Realized Gain/Loss
L Indicates Long Term Realized Gain/Loss
F Indicates Foreign Exchange Gain/Loss on Capital Transactions
O Indicates Ordinary Income Gain

Security Description	Units	Acq Date	Sold Date	Net Proceeds	Tax Cost	Total Gain/Loss
KIMBERLY-CLARK CORP	25.000	03/25/10	09/21/10	1,656.99	1,566.25	S 90.74
@ 66.3108						
BROKERAGE						
TAX &/OR SEC						
UBS SECURITIES LLC						
MONSANTO CO	15.000	07/01/10	09/21/10	812.64	691.06	S 121.58
@ 54.2073						
BROKERAGE						
TAX &/OR SEC						
DEUTSCHE BANC ALEX BROWN INC	1.000	05/21/10	09/21/10	641.94	659.70	S -17.76
NVR INC						
@ 641.9907						
BROKERAGE						
TAX &/OR SEC						
GOLDMAN SACHS & CO.						



IRVING BERLIN CHARITABLE FUND INC
 Account Number: A 21258-00-8

Capital Gain and Loss Schedule

Transactions

Note: S indicates Short Term Realized Gain/Loss
 L indicates Long Term Realized Gain/Loss
 F indicates Foreign Exchange Gain/Loss
 on Capital Transactions
 O indicates Ordinary Income Gain

Security Description	Units	Acq Date	Sold Date	Net Proceeds	Tax Cost	Total Gain/Loss
COVDIEN PLC	5.000	11/18/08	09/22/10	195.59	186.44	L 9.15
@ 39.14						
BROKERAGE						
TAX &/OR SEC						
AUTOMATED TRADING DESK FINK SER TR						
INVESCO LTD	10.000	07/23/10	09/22/10	215.79	195.57	S 20.22
@ 21.60						
BROKERAGE						
TAX &/OR SEC						
AUTOMATED TRADING DESK FINK SER TR						
MARVELL TECHNOLOGY GROUP LTD	10.000	03/24/10	09/22/10	174.79	209.89	S -35.10
@ 17.50						
BROKERAGE						
TAX &/OR SEC						
AUTOMATED TRADING DESK FINK SER TR						



IRVING BERLIN CHARITABLE FUND INC
Account Number: A 21258-00-8



05440700110310051553
05540700310010004353

Capital Gain and Loss Schedule

Transactions

Note: **S** indicates Short Term Realized Gain/Loss
L indicates Long Term Realized Gain/Loss
F indicates Foreign Exchange Gain/Loss
on Capital Transactions
O indicates Ordinary Income Gain

Security Description	Units	Acq Date	Sold Date	Net Proceeds	Tax Cost	Total Gain/Loss
ACE LTD NEW	5.000	04/29/09	09/22/10	292.89	236.47	L 56.42
@ 58.60						
BROKERAGE						
TAX &/OR SEC						
AUTOMATED TRADING DESK FINK SER TR						
TYCO INTERNATIONAL LTD	5.000	06/01/10	09/22/10	195.74	182.27	S 13.47
@ 39.17						
BROKERAGE						
TAX &/OR SEC						
AUTOMATED TRADING DESK FINK SER TR						
AT&T INC	10.000	12/03/07	09/22/10	286.99	383.43	L -96.44
@ 28.72						
BROKERAGE						
TAX &/OR SEC						
AUTOMATED TRADING DESK FINK SER TR						



IRVING BERLIN CHARITABLE FUND INC
Account Number: A 21258-00-8

Capital Gain and Loss Schedule

Transactions

Note: S Indicates Short Term Realized Gain/Loss
L Indicates Long Term Realized Gain/Loss
F Indicates Foreign Exchange Gain/Loss
on Capital Transactions
O Indicates Ordinary Income Gain

Security Description	Units	Acq Date	Sold Date	Net Proceeds	Tax Cost	Total Gain/Loss
ABBOTT LABORATORIES @ 52.29 784.35 BROKERAGE 0.30 TAX &/OR SEC .02 AUTOMATED TRADING DESK FINK SER TR	15.000	11/08/06	09/22/10	784.03	710.94	L 73.09
AETNA INC @ 30.86 462.90 BROKERAGE 0.30 TAX &/OR SEC .01 AUTOMATED TRADING DESK FINK SER TR	15.000	01/09/08	09/22/10	462.59	883.36	L -420.77
APACHE CORP @ 96.21 481.05 BROKERAGE 0.10 TAX &/OR SEC .01 AUTOMATED TRADING DESK FINK SER TR	5.000	01/04/08	09/22/10	480.94	549.00	L -68.06



IRVING BERLIN CHARITABLE FUND INC
Account Number: A 21258-00-8

Capital Gain and Loss Schedule

Transactions

Note: **S** indicates Short Term Realized Gain/Loss
L indicates Long Term Realized Gain/Loss
F indicates Foreign Exchange Gain/Loss on Capital Transactions
O indicates Ordinary Income Gain



05440700110310051554
05540700310010004354

Security Description	Units	Acq Date	Sold Date	Net Proceeds	Tax Cost	Total Gain/Loss
APOLLO GROUP INC	5.000	08/18/10	09/22/10	252.54	210.09	S 42.45
CL A						
@ 50.53				252.65		
BROKERAGE				0.10		
TAX &/OR SEC				.01		
APPLE INC.	4.000	05/07/10	09/22/10	1,130.74	963.42	S 167.32
@ 282.71				1,130.84		
BROKERAGE				0.08		
TAX &/OR SEC				.02		
AUTOMATED TRADING DESK FINK SER TR						
BB & T CORP	5.000	03/13/09	09/22/10	118.49	85.14	L 33.35
@ 23.72				118.60		
BROKERAGE				0.10		
TAX &/OR SEC				.01		
AUTOMATED TRADING DESK FINK SER TR						

J.P.Morgan



IRVING BERLIN CHARITABLE FUND INC
 Account Number: A 21258-00-8

Capital Gain and Loss Schedule

Transactions

Note: **S** indicates Short Term Realized Gain/Loss
L indicates Long Term Realized Gain/Loss
F indicates Foreign Exchange Gain/Loss
 on Capital Transactions
O indicates Ordinary Income Gain

Security Description	Units	Acq Date	Sold Date	Net Proceeds	Tax Cost	Total Gain/Loss
BANK OF AMERICA CORP	45.000	09/30/03	09/22/10	613.33	1,223.81	L -610.48
@ 13.65						
BROKERAGE	0.90					
TAX &/OR SEC	.02					
AUTOMATED TRADING DESK FINK SER TR						
BANK OF NEW YORK MELLON CORP	10.000	07/17/08	09/22/10	256.09	363.27	L -107.18
@ 25.63						
BROKERAGE	0.20					
TAX &/OR SEC	.01					
AUTOMATED TRADING DESK FINK SER TR						
BERKSHIRE HATHAWAY INC DEL CL B	5.000	05/21/10	09/22/10	415.79	361.70	S 54.09
@ 83.18						
BROKERAGE	0.10					
TAX &/OR SEC	.01					
AUTOMATED TRADING DESK FINK SER TR						



IRVING BERLIN CHARITABLE FUND INC
Account Number: A 21258-00-8

Capital Gain and Loss Schedule

Transactions

Note: S indicates Short Term Realized Gain/Loss
L indicates Long Term Realized Gain/Loss
F indicates Foreign Exchange Gain/Loss
on Capital Transactions
O indicates Ordinary Income Gain

Security Description	Units	Acq Date	Sold Date	Net Proceeds	Tax Cost	Total Gain/Loss
BIOGEN IDEC INC	5.000	03/19/10	09/22/10	273.89	299.87	S -25.98
@ 54.80						
BROKERAGE						
TAX &/OR SEC						
AUTOMATED TRADING DESK FINK SER TR						
CVS/CAREMARK CORPORATION	10.000	10/11/05	09/22/10	299.79	254.17	L 45.62
@ 30.00						
BROKERAGE						
TAX &/OR SEC						
AUTOMATED TRADING DESK FINK SER TR						
CARDINAL HEALTH INC	10.000	07/01/10	09/22/10	330.49	334.74	S -4.25
@ 33.07						
BROKERAGE						
TAX &/OR SEC						
AUTOMATED TRADING DESK FINK SER TR						

05440700110310051555
05540700310010004355



IRVING BERLIN CHARITABLE FUND INC
 Account Number: A 21258-00-8

Capital Gain and Loss Schedule

Transactions

Note: **S** indicates Short Term Realized Gain/Loss
L indicates Long Term Realized Gain/Loss
F indicates Foreign Exchange Gain/Loss
 on Capital Transactions
O indicates Ordinary Income Gain

Security Description	Units	Acq Date	Sold Date	Net Proceeds	Tax Cost	Total Gain/Loss
CARNIVAL CORPORATION @ 37.75	5.000	04/07/10	09/22/10	188.64	194.47	S -5.83
BROKERAGE	0.10					
TAX &/OR SEC	.01					
AUTOMATED TRADING DESK FINK SER TR						
CELGENE CORPORATION @ 56.94	10.000	05/21/10	09/22/10	569.19	581.53	S -12.34
BROKERAGE	0.20					
TAX &/OR SEC	.01					
AUTOMATED TRADING DESK FINK SER TR						
CISCO SYSTEMS INC @ 21.67	20.000	05/14/96	09/22/10	432.99	122.78	L 310.21
BROKERAGE	0.90					
TAX &/OR SEC	.02					S 1.81
AUTOMATED TRADING DESK FINK SER TR						



IRVING BERLIN CHARITABLE FUND INC
Account Number: A 21258-00-8



05440700110310051556
05540700310010004356

Capital Gain and Loss Schedule

Transactions

Note: **S** indicates Short Term Realized Gain/Loss
L indicates Long Term Realized Gain/Loss
F indicates Foreign Exchange Gain/Loss on Capital Transactions
O indicates Ordinary Income Gain

Security Description	Units	Acq Date	Sold Date	Net Proceeds	Tax Cost	Total Gain/Loss
CITIGROUP INC	180.000	03/25/10	09/22/10	703.78	795.27	S -91.49
@ 3.94	709.20					
BROKERAGE						
TAX &/OR SEC						
SANFORD C. BERNSTEIN & CO. INC.(SOB						
COACH INC	10.000	04/26/10	09/22/10	416.59	436.61	S -20.02
@ 41.68	416.80					
BROKERAGE						
TAX &/OR SEC						
AUTOMATED TRADING DESK FINK SER TR						
COCA-COLA CO	5.000	11/20/09	09/22/10	291.14	287.03	S 4.11
@ 58.25	291.25					
BROKERAGE						
TAX &/OR SEC						
AUTOMATED TRADING DESK FINK SER TR						

J.P.Morgan



IRVING BERLIN CHARITABLE FUND INC
Account Number: A 21258-00-8

Capital Gain and Loss Schedule

Transactions

Note: S indicates Short Term Realized Gain/Loss
L indicates Long Term Realized Gain/Loss
F indicates Foreign Exchange Gain/Loss
on Capital Transactions
O indicates Ordinary Income Gain

Security Description	Units	Acq Date	Sold Date	Net Proceeds	Tax Cost	Total Gain/Loss
COGNIZANT TECHNOLOGY SOLUTIONS CORP CL A	5.000	05/13/10	09/22/10	315.99	263.65	\$ 52.34
@ 63.22						
BROKERAGE						
TAX &/OR SEC						
COMCAST CORP CL A	10.000	12/07/09	09/22/10	181.99	169.21	\$ 12.78
@ 18.22						
BROKERAGE						
TAX &/OR SEC						
CONOCOPHILLIPS @ 56.65	10.000	01/06/10	09/22/10	566.29	530.06	\$ 36.23
BROKERAGE						
TAX &/OR SEC						
AUTOMATED TRADING DESK FINK SER TR						



IRVING BERLIN CHARITABLE FUND INC
Account Number: A 21258-00-8



05440700110310051557
05540700310010004357

Capital Gain and Loss Schedule

Transactions

Note: **S** indicates Short Term Realized Gain/Loss
L indicates Long Term Realized Gain/Loss
F indicates Foreign Exchange Gain/Loss
on Capital Transactions
O indicates Ordinary Income Gain

Security Description	Units	Acq Date	Sold Date	Net Proceeds	Tax Cost	Total Gain/Loss
DEERE & CO	5.000	04/15/09	09/22/10	364.89	192.94	L 171.95
@ 73.00						
BROKERAGE						
TAX &/OR SEC						
AUTOMATED TRADING DESK FINK SER TR						
WALT DISNEY CO	25.000	01/09/08	09/22/10	863.48	760.56	L 102.92
@ 34.56						
BROKERAGE						
TAX &/OR SEC						
AUTOMATED TRADING DESK FINK SER TR						
DOW CHEMICAL CO	5.000	07/14/10	09/22/10	136.09	134.42	S 1.67
@ 27.24						
BROKERAGE						
TAX &/OR SEC						
AUTOMATED TRADING DESK FINK SER TR						



IRVING BERLIN CHARITABLE FUND INC
Account Number: A 21258-00-8

Capital Gain and Loss Schedule

Transactions

Note: **S** indicates Short Term Realized Gain/Loss
L indicates Long Term Realized Gain/Loss
F indicates Foreign Exchange Gain/Loss
on Capital Transactions
O indicates Ordinary Income Gain

Security Description	Units	Acq Date	Sold Date	Net Proceeds	Tax Cost	Total Gain/Loss
E I DU PONT DE NEMOURS & CO	25.000	09/21/10	09/22/10	1,120.73	1,055.33	S 65.40
@ 44.85						
BROKERAGE						
TAX &/OR SEC						
AUTOMATED TRADING DESK FINK SER TR						
EOG RESOURCES INC	5.000	04/12/10	09/22/10	448.39	534.01	S -85.62
@ 89.70						
BROKERAGE						
TAX &/OR SEC						
AUTOMATED TRADING DESK FINK SER TR						
EXXON MOBIL CORP	15.000	09/17/96	09/22/10	923.98	318.91	L 605.07
@ 61.62						
BROKERAGE						
TAX &/OR SEC						
AUTOMATED TRADING DESK FINK SER TR						



IRVING BERLIN CHARITABLE FUND INC
Account Number: A 21258-00-8

Capital Gain and Loss Schedule

Transactions

Note: **S** indicates Short Term Realized Gain/Loss
L indicates Long Term Realized Gain/Loss
F indicates Foreign Exchange Gain/Loss on Capital Transactions
O indicates Ordinary Income Gain



054407001103#0051558
05540700310010004358

Security Description	Units	Acq Date	Sold Date	Net Proceeds	Tax Cost	Total Gain/Loss
FREEPORT-MCMORAN COPPER & GOLD INC	10.000	09/21/10	09/22/10	837.48	750.43	\$ 87.05
CL B						
@ 83.77				837.70		
BROKERAGE				0.20		
TAX &/OR SEC				.02		
GENERAL ELECTRIC CO	15.000	06/24/10	09/22/10	248.24	230.23	\$ 18.01
@ 16.57				248.55		
BROKERAGE				0.30		
TAX &/OR SEC				.01		
AUTOMATED TRADING DESK FINK SER TR						
GOLDMAN SACHS GROUP INC	5.000	10/14/08	09/22/10	749.88	604.92	L 144.96
@ 150.00				750.00		
BROKERAGE				0.10		
TAX &/OR SEC				.02		
AUTOMATED TRADING DESK FINK SER TR						



IRVING BERLIN CHARITABLE FUND INC
 Account Number: A 21258-00-8

Capital Gain and Loss Schedule

Transactions

Note: **S** indicates Short Term Realized Gain/Loss
L indicates Long Term Realized Gain/Loss
F indicates Foreign Exchange Gain/Loss on Capital Transactions
O indicates Ordinary Income Gain

Security Description	Units	Acq Date	Sold Date	Net Proceeds	Tax Cost	Total Gain/Loss
GOOGLE INC	1.000	12/04/08	09/22/10	512.87	280.29	L 232.58
CL A						
@ 512.90						
BROKERAGE						
TAX &/OR SEC						
HEWLETT-PACKARD CO	5.000	08/18/05	09/22/10	198.34	133.21	L 65.13
@ 39.69						
BROKERAGE						
TAX &/OR SEC						
AUTOMATED TRADING DESK FINK SER TR						
HONEYWELL INTERNATIONAL INC	5.000	12/15/09	09/22/10	220.64	205.85	S 14.79
@ 44.15						
BROKERAGE						
TAX &/OR SEC						
AUTOMATED TRADING DESK FINK SER TR						



IRVING BERLIN CHARITABLE FUND INC
Account Number: A 21258-00-8



05440700110310051559
05540700310010004359

Capital Gain and Loss Schedule

Transactions

Note: S indicates Short Term Realized Gain/Loss
L indicates Long Term Realized Gain/Loss
F indicates Foreign Exchange Gain/Loss
on Capital Transactions
O indicates Ordinary Income Gain

Security Description	Units	Acq Date	Sold Date	Net Proceeds	Tax Cost	Total Gain/Loss
INTERNATIONAL BUSINESS MACHINES CORP @ 131.67	5.000	05/13/10	09/22/10	658.23	663.09	S -4.86
BROKERAGE				0.10		
TAX &/OR SEC				.02		
AUTOMATED TRADING DESK FINK SER TR						
JOHNSON CONTROLS INC @ 29.49	15.000	08/09/10	09/22/10	442.04	452.87	S -10.83
BROKERAGE				0.30		
TAX &/OR SEC				.01		
AUTOMATED TRADING DESK FINK SER TR						
JUNIPER NETWORKS INC @ 30.20	10.000	09/09/09	09/22/10	301.79	261.18	L 40.61
BROKERAGE				0.30		
TAX &/OR SEC				.01		
AUTOMATED TRADING DESK FINK SER TR						
	5.000	04/28/10	09/22/10	150.90	142.84	S 8.06

J.P. Morgan



IRVING BERLIN CHARITABLE FUND INC
 Account Number: A 21258-00-8

Capital Gain and Loss Schedule

Transactions

Note: S indicates Short Term Realized Gain/Loss
 L indicates Long Term Realized Gain/Loss
 F indicates Foreign Exchange Gain/Loss
 on Capital Transactions
 O indicates Ordinary Income Gain

Security Description	Units	Acq Date	Sold Date	Net Proceeds	Tax Cost	Total Gain/Loss
LOWES COMPANIES INC	10.000	02/19/10	09/22/10	215.89	230.52	S -14.63
@ 21.61						
BROKERAGE	0.20					
TAX &/OR SEC	.01					
AUTOMATED TRADING DESK FINK SER TR						
MERCK AND CO INC NEW	30.000	09/14/09	09/22/10	1,101.28	982.27	L 119.01
@ 36.73						
BROKERAGE	0.60					
TAX &/OR SEC	.02					
AUTOMATED TRADING DESK FINK SER TR						
METLIFE INC	10.000	04/22/10	09/22/10	406.79	467.31	S -60.52
@ 40.70						
BROKERAGE	0.20					
TAX &/OR SEC	.01					
AUTOMATED TRADING DESK FINK SER TR						



IRVING BERLIN CHARITABLE FUND INC
Account Number: A 21258-00-8



05440700110310051560
05540700310010004360

Capital Gain and Loss Schedule

Transactions

Note: S indicates Short Term Realized Gain/Loss
L indicates Long Term Realized Gain/Loss
F indicates Foreign Exchange Gain/Loss
on Capital Transactions
O indicates Ordinary Income Gain

Security Description	Units	Acq Date	Sold Date	Net Proceeds	Tax Cost	Total Gain/Loss
MICROSOFT CORP	55.000	10/15/98	09/22/10	1,368.37	1,413.14	L -44.77
@ 24.91						
BROKERAGE						
TAX &/OR SEC						
SANFORD C. BERNSTEIN & CO. INC.(SCB						
MORGAN STANLEY	10.000	09/19/08	09/22/10	257.79	294.47	L -36.68
@ 25.80						
BROKERAGE						
TAX &/OR SEC						
AUTOMATED TRADING DESK FINK SER TR						
NEXTERA ENERGY INC	5.000	04/22/10	09/22/10	270.99	254.12	S 16.87
@ 54.22						
BROKERAGE						
TAX &/OR SEC						
AUTOMATED TRADING DESK FINK SER TR						

J.P.Morgan



IRVING BERLIN CHARITABLE FUND INC
 Account Number: A 21258-00-8

Capital Gain and Loss Schedule

Transactions

Note: **S** indicates Short Term Realized Gain/Loss
L indicates Long Term Realized Gain/Loss
F indicates Foreign Exchange Gain/Loss on Capital Transactions
O indicates Ordinary Income Gain

Security Description	Units	Acq Date	Sold Date	Net Proceeds	Tax Cost	Total Gain/Loss
NORFOLK SOUTHERN CORP	20.000	10/27/05	09/22/10	1,181.58	790.79	L 390.79
@ 59.10						
BROKERAGE						
TAX &/OR SEC						
AUTOMATED TRADING DESK FINK SER TR						
NOVELLUS SYSTEMS INC	10.000	03/25/10	09/22/10	256.79	254.64	S 2.15
@ 25.70						
BROKERAGE						
TAX &/OR SEC						
AUTOMATED TRADING DESK FINK SER TR						
OCCIDENTAL PETROLEUM CORP	15.000	10/15/09	09/22/10	1,154.68	1,222.40	S -67.72
@ 77.00						
BROKERAGE						
TAX &/OR SEC						
AUTOMATED TRADING DESK FINK SER TR						



IRVING BERLIN CHARITABLE FUND INC
 Account Number: A 21258-00-8

Capital Gain and Loss Schedule

Transactions

Note: **S** indicates Short Term Realized Gain/Loss
L indicates Long Term Realized Gain/Loss
F indicates Foreign Exchange Gain/Loss
 on Capital Transactions
O indicates Ordinary Income Gain



05440700110310051561
 05540700310010004361

Security Description	Units	Acq Date	Sold Date	Net Proceeds	Tax Cost	Total Gain/Loss
ORACLE CORP @ 26.64	10.000	09/10/10	09/22/10	266.19	248.54	S 17.65
BROKERAGE	0.20					
TAX &/OR SEC	.01					
AUTOMATED TRADING DESK FINK SER TR						
PACCAR INC @ 46.72	10.000	08/07/08	09/22/10	466.99	425.32	L 41.67
BROKERAGE	0.20					
TAX &/OR SEC	.01					
AUTOMATED TRADING DESK FINK SER TR						
PEPSICO INC @ 66.72	10.000	10/15/08	09/22/10	666.98	540.16	L 126.82
BROKERAGE	0.20					
TAX &/OR SEC	.02					
AUTOMATED TRADING DESK FINK SER TR						



IRVING BERLIN CHARITABLE FUND INC
Account Number: A 21258-00-8

Capital Gain and Loss Schedule

Transactions

Note: **S** indicates Short Term Realized Gain/Loss
L indicates Long Term Realized Gain/Loss
F indicates Foreign Exchange Gain/Loss
on Capital Transactions
O indicates Ordinary Income Gain

Security Description	Units	Acq Date	Sold Date	Net Proceeds	Tax Cost	Total Gain/Loss
PFIZER INC @ 17.11	55.000	09/14/09	09/22/10	939.93	898.15	L 41.78
BROKERAGE	941.05					
TAX &/OR SEC	1.10					
AUTOMATED TRADING DESK FINK SER TR	.02					
PHILIP MORRIS INTERNATIONAL @ 55.23	5.000	12/01/05	09/22/10	276.04	191.63	L 84.41
BROKERAGE	276.15					
TAX &/OR SEC	0.10					
AUTOMATED TRADING DESK FINK SER TR	.01					
PROCTER & GAMBLE CO @ 61.55	15.000	02/29/96	09/22/10	922.93	304.39	L 618.54
BROKERAGE	923.25					
TAX &/OR SEC	0.30					
AUTOMATED TRADING DESK FINK SER TR	.02					



IRVING BERLIN CHARITABLE FUND INC
Account Number: A 21258-00-8

Capital Gain and Loss Schedule

Transactions


Note: **S** indicates Short Term Realized Gain/Loss
L indicates Long Term Realized Gain/Loss
F indicates Foreign Exchange Gain/Loss on Capital Transactions
O indicates Ordinary Income Gain



05440700110310051562
05540700310010004362

Security Description	Units	Acq Date	Sold Date	Net Proceeds	Tax Cost	Total Gain/Loss
PRUDENTIAL FINANCIAL INC	5.000	12/11/09	09/22/10	285.19	243.34	S 41.85
@ 57.06						
BROKERAGE						
TAX &/OR SEC						
AUTOMATED TRADING DESK FINK SER TR						
PUBLIC SERVICE ENTERPRISE GROUP	5.000	07/12/10	09/22/10	162.29	167.34	S -5.05
@ 32.48						
BROKERAGE						
TAX &/OR SEC						
AUTOMATED TRADING DESK FINK SER TR						
QUALCOMM INC	10.000	04/12/02	09/22/10	435.29	172.23	L 263.06
@ 43.55						
BROKERAGE						
TAX &/OR SEC						
AUTOMATED TRADING DESK FINK SER TR						
QUALCOMM INC	5.000	03/24/10	09/22/10	217.64	200.70	S 16.94
@ 43.52						
BROKERAGE						
TAX &/OR SEC						
AUTOMATED TRADING DESK FINK SER TR						

J.P.Morgan



IRVING BERLIN CHARITABLE FUND INC
 Account Number: A 21258-00-8

Capital Gain and Loss Schedule

Transactions

Note: S indicates Short Term Realized Gain/Loss
 L indicates Long Term Realized Gain/Loss
 F indicates Foreign Exchange Gain/Loss
 on Capital Transactions
 O indicates Ordinary Income Gain

Security Description	Units	Acq Date	Sold Date	Net Proceeds	Tax Cost	Total Gain/Loss
SCHLUMBERGER LTD	5.000	01/23/09	09/22/10	297.39	198.08	L 99.31
@ 59.50	5.000	04/07/10	09/22/10	297.39	331.62	S -34.23
BROKERAGE	0.20					
TAX &/OR SEC	.02					
AUTOMATED TRADING DESK FINK SER TR						
SOUTHERN CO	10.000	07/02/10	09/22/10	371.99	335.55	S 36.44
@ 37.22						
BROKERAGE	0.20					
TAX &/OR SEC	.01					
AUTOMATED TRADING DESK FINK SER TR						
SPRINT NEXTEL CORP	75.000	08/11/10	09/22/10	338.99	341.25	S -2.26
@ 4.54						
BROKERAGE	1.50					
TAX &/OR SEC	.01					
AUTOMATED TRADING DESK FINK SER TR						



IRVING BERLIN CHARITABLE FUND INC
Account Number: A 21258-00-8

Capital Gain and Loss Schedule

Transactions

Note: S indicates Short Term Realized Gain/Loss
L indicates Long Term Realized Gain/Loss
F indicates Foreign Exchange Gain/Loss
on Capital Transactions
O indicates Ordinary Income Gain

Security Description	Units	Acq Date	Sold Date	Net Proceeds	Tax Cost	Total Gain/Loss
US BANCORP DEL @ 22.82	20.000	12/20/07	09/22/10	455.99	632.13	L -176.14
BROKERAGE	0.40					
TAX &/OR SEC	.01					
AUTOMATED TRADING DESK FINK SER TR						
UNITED TECHNOLOGIES CORP @ 70.71	10.000	08/15/02	09/22/10	706.88	300.82	L 406.06
BROKERAGE	0.20					
TAX &/OR SEC	.02					
AUTOMATED TRADING DESK FINK SER TR						
V F CORP @ 78.67	5.000	04/29/09	09/22/10	393.24	288.44	L 104.80
BROKERAGE	0.10					
TAX &/OR SEC	.01					
AUTOMATED TRADING DESK FINK SER TR						



IRVING BERLIN CHARITABLE FUND INC
Account Number: A 21258-00-8

Capital Gain and Loss Schedule

Transactions

Note: **S** indicates Short Term Realized Gain/Loss
L indicates Long Term Realized Gain/Loss
F indicates Foreign Exchange Gain/Loss on Capital Transactions
O indicates Ordinary Income Gain

Security Description	Units	Acq Date	Sold Date	Net Proceeds	Tax Cost	Total Gain/Loss
VERIZON COMMUNICATIONS INC @ 32.35 BROKERAGE 0.40 TAX &/OR SEC .02	20.000	07/09/97	09/22/10	646.58	681.72	L -35.14
AUTOMATED TRADING DESK FINK SER TR						
WELLPOINT INC @ 55.67 BROKERAGE 0.10 TAX &/OR SEC .01	5.000	08/09/10	09/22/10	278.24	277.11	S 1.13
AUTOMATED TRADING DESK FINK SER TR						
WELLS FARGO & CO @ 26.34 BROKERAGE 0.50 TAX &/OR SEC .02	25.000	12/17/07	09/22/10	657.98	763.00	L -105.02
AUTOMATED TRADING DESK FINK SER TR						

J.P.Morgan



IRVING BERLIN CHARITABLE FUND INC
Account Number: A 21258-00-8

Capital Gain and Loss Schedule

Transactions

Note: **S** indicates Short Term Realized Gain/Loss
L indicates Long Term Realized Gain/Loss
F indicates Foreign Exchange Gain/Loss
on Capital Transactions
O indicates Ordinary Income Gain

Security Description	Units	Acq Date	Sold Date	Net Proceeds	Tax Cost	Total Gain/Loss
YUM BRANDS INC	10,000	01/09/08	09/22/10	463.89	370.83	L 93.06
@ 46.41						
BROKERAGE						
TAX &/OR SEC						
AUTOMATED TRADING DESK FINK SER TR						
COCA-COLA CO	25,000	11/20/09	09/28/10	1,475.53	1,435.16	S 40.37
@ 59.0523						
BROKERAGE						
TAX &/OR SEC						
MERRILL LYNCH PROF. CLEARING CORP.						
JPMORGAN STRATEGIC INCOME	1,274,420	09/30/09	10/08/10	15,000.00	14,604.93	L 395.07
OPPORTUNITIES FUND 3844						
JP MORGAN CHASE BANK						
AS SHAREHOLDER SERVICING AGENT						
@ 11.77						



IRVING BERLIN CHARITABLE FUND INC
Account Number: A 21258-00-8



05440700110310051565
05540100310010004365

Capital Gain and Loss Schedule

Transactions

Note: **S** indicates Short Term Realized Gain/Loss
L indicates Long Term Realized Gain/Loss
F indicates Foreign Exchange Gain/Loss
on Capital Transactions
O indicates Ordinary Income Gain

Security Description	Units	Acq Date	Sold Date	Net Proceeds	Tax Cost	Total Gain/Loss
JPMORGAN SHORT DURATION BOND FUND SELECT CLASS	1,356.230	11/16/07	10/08/10	15,000.00	14,443.94	L 556.06
JP MORGAN CHASE BANK AS SHAREHOLDER SERVICING AGENT						
MERCK AND CO INC @ 36.4195	30.000	09/14/09	10/12/10	1,091.67	982.26	L 109.41
BROKERAGE 0.90 TAX &/OR SEC .02						
CREDIT SUISSE FIRST BOSTON LLC						
BANK OF NEW YORK MELLON CORP @ 25.9804	50.000	04/29/09	10/14/10	1,297.49	1,311.86	L -14.37
BROKERAGE 1.50 TAX &/OR SEC .03						
FIRST UNION CAPITAL MARKETS						



IRVING BERLIN CHARITABLE FUND INC
 Account Number: A 21258-00-8

Capital Gain and Loss Schedule

Transactions

Note: **S** indicates Short Term Realized Gain/Loss
L indicates Long Term Realized Gain/Loss
F indicates Foreign Exchange Gain/Loss on Capital Transactions
O indicates Ordinary Income Gain

Security Description	Units	Acq Date	Sold Date	Net Proceeds	Tax Cost	Total Gain/Loss
FREEPORT-MCMORAN COPPER & GOLD INC	10.000	07/29/09	10/18/10	965.96	553.57	L 412.39
CL B						
@ 96.6275						
BROKERAGE						
TAX &/OR SEC						
PARKER-HANNIFIN CORP	10.000	08/13/09	10/19/10	748.13	447.77	L 300.36
@ 74.8446						
BROKERAGE						
TAX &/OR SEC						
GOLDMAN SACHS & CO.						
OCCIDENTAL PETROLEUM CORP	10.000	10/15/09	10/20/10	806.07	814.94	L -8.87
@ 80.6396						
BROKERAGE						
TAX &/OR SEC	5.000	08/11/10	10/20/10	403.04	382.52	S 20.52
OPPENHEIMER & CO. INC.						



IRVING BERLIN CHARITABLE FUND INC
Account Number: A 21258-00-8

Capital Gain and Loss Schedule

Transactions

Note: **S** indicates Short Term Realized Gain/Loss
L indicates Long Term Realized Gain/Loss
F indicates Foreign Exchange Gain/Loss on Capital Transactions
O indicates Ordinary Income Gain

Security Description	Units	Acq Date	Sold Date	Net Proceeds	Tax Cost	Total Gain/Loss
US BANCORP DEL @ 23.8794	50.000	12/20/07	11/02/10	1,192.44	1,580.32	L -387.88
BROKERAGE	1.50					
TAX &/OR SEC	.03					
GOLDMAN SACHS & CO.						
RENAISSANCERE HOLDING LTD REPRESENTS PRO RATA SHARE OF THE NET SETTLEMENT FROM THE RENAISSANCERE HOLDING LTD CLASS ACTION, DUE A21258008 IRVING BERLIN	0.000	00/00/00	00/00/00	54.69	.00	L 54.69
AETNA INC @ 30.87	20.000	07/28/09	11/04/10	616.78	725.28	L -108.50
BROKERAGE	0.75					
TAX &/OR SEC	.02					
CREDIT SUISSE FIRST BOSTON LLC	5.000	01/12/10	11/04/10	154.20	152.90	S 1.30



IRVING BERLIN CHARITABLE FUND INC
Account Number: A 21258-00-8



05440700110310051567
05540700310010004367

Capital Gain and Loss Schedule

Transactions

Note: **S** indicates Short Term Realized Gain/Loss
L indicates Long Term Realized Gain/Loss
F indicates Foreign Exchange Gain/Loss
on Capital Transactions
O indicates Ordinary Income Gain

Security Description	Units	Acq Date	Sold Date	Net Proceeds	Tax Cost	Total Gain/Loss
DEERE & CO	10.000	04/15/09	11/10/10	783.93	385.87	L 398.06
@ 78.425						
BROKERAGE	0.30					
TAX &/OR SEC	.02					
CITATION GROUP/BCC CLRG						
PACCAR INC	5.000	08/07/08	11/11/10	267.03	212.66	L 54.37
@ 53.4356						
BROKERAGE	0.30					
TAX &/OR SEC	.01					
UBS SECURITIES LLC	5.000	01/05/10	11/11/10	267.02	185.69	S 81.33
PARKER-HANNIFIN CORP	5.000	07/08/09	11/11/10	404.92	199.09	L 205.83
@ 81.0161						
BROKERAGE	0.15					
TAX &/OR SEC	.01					
UBS SECURITIES LLC						

J.P.Morgan



IRVING BERLIN CHARITABLE FUND INC
Account Number: A 21258-00-8

Capital Gain and Loss Schedule

Transactions

Note: **S** indicates Short Term Realized Gain/Loss
L indicates Long Term Realized Gain/Loss
F indicates Foreign Exchange Gain/Loss on Capital Transactions
O indicates Ordinary Income Gain

Security Description	Units	Acq Date	Sold Date	Net Proceeds	Tax Cost	Total Gain/Loss
V F CORP	15.000	06/17/09	11/10/10	1,200.71	853.84	L 346.87
@ 80.0796						
BROKERAGE						
TAX &/OR SEC						
CITATION GROUP/BCC CLRG						
DEERE & CO	10.000	02/27/09	11/12/10	777.39	284.14	L 493.25
@ 77.7706						
BROKERAGE						
TAX &/OR SEC						
UBS SECURITIES LLC						
HEWLETT-PACKARD CO	25.000	08/18/05	11/12/10	1,053.00	666.07	L 386.93
@ 42.1507						
BROKERAGE						
TAX &/OR SEC						
UBS SECURITIES LLC						



IRVING BERLIN CHARITABLE FUND INC
Account Number: A 21258-00-8

Capital Gain and Loss Schedule

Transactions

Note: **S** indicates Short Term Realized Gain/Loss
L indicates Long Term Realized Gain/Loss
F indicates Foreign Exchange Gain/Loss
on Capital Transactions
O indicates Ordinary Income Gain

Security Description	Units	Acq Date	Sold Date	Net Proceeds	Tax Cost	Total Gain/Loss
CENDANT CORP 7.50% CV PFD (INCOME PRIDES) TOPRS REPRESENTS PRO RATA SHARE OF THE	0.000	00/00/00	00/00/00	16.85	.00	L 16.85
APOLLO GROUP INC CL A @ 35.4196 BROKERAGE TAX &/OR SEC	20.000	08/18/10	11/19/10	707.77	840.36	S -132.59
DEERE & CO @ 77.1631 BROKERAGE TAX &/OR SEC UBS SECURITIES LLC	15.000	02/27/09	11/22/10	1,156.98	426.22	L 730.76



05440700110310051568
05540700310010004368



IRVING BERLIN CHARITABLE FUND INC
 Account Number: A 21258-00-8

Capital Gain and Loss Schedule

Transactions

Note: **S** indicates Short Term Realized Gain/Loss
L indicates Long Term Realized Gain/Loss
F indicates Foreign Exchange Gain/Loss
 on Capital Transactions
O indicates Ordinary Income Gain

Security Description	Units	Acq Date	Sold Date	Net Proceeds	Tax Cost	Total Gain/Loss
INTERNATIONAL BUSINESS MACHINES CORP	5.000	04/28/10	11/23/10	714.28	649.00	S 65.28
@ 142.8909						
BROKERAGE						
TAX &/OR SEC						
CREDIT SUISSE FIRST BOSTON LLC	40.000	01/23/09	11/23/10	2,996.42	1,584.61	L 1,411.81
SCHLUMBERGER LTD						
@ 74.942						
BROKERAGE						
TAX &/OR SEC						
CITIGROUP GLOBAL MKTS INC	60.000	07/28/09	12/01/10	1,797.55	1,482.85	L 314.70
AETNA INC						
@ 29.9898						
BROKERAGE						
TAX &/OR SEC						
CITIGROUP GLOBAL MKTS INC						



IRVING BERLIN CHARITABLE FUND INC
Account Number: A 21258-00-8



05440700110300051569
05540700310010004369

Capital Gain and Loss Schedule

Transactions

Note: **S** indicates Short Term Realized Gain/Loss
L indicates Long Term Realized Gain/Loss
F indicates Foreign Exchange Gain/Loss on Capital Transactions
O indicates Ordinary Income Gain

Security Description	Units	Acq Date	Sold Date	Net Proceeds	Tax Cost	Total Gain/Loss
BERKSHIRE HATHAWAY INC DEL CL B	25.000	06/04/10	12/07/10	2,017.63	1,792.68	S 224.95
@ 80.7366						
BROKERAGE	0.75					
TAX &/OR SEC	.04					
KEEFE BRUYETTE & WOODS INC						
JPMORGAN US LARGE CAP CORE PLUS FUND	689.310	08/23/07	12/15/10	14,000.00	14,183.18	L -183.18
SELECT						
FUND 1002						
JP MORGAN CHASE BANK						
AS SHAREHOLDER SERVICING AGENT						
CELGENE CORPORATION	5.000	12/17/07	12/14/10	286.98	249.32	L 37.66
@ 57.427						
BROKERAGE	0.30				278.89	S 8.09
TAX &/OR SEC	.01					
RAYMOND JAMES & ASSOCIATES INC						

J.P.Morgan



IRVING BERLIN CHARITABLE FUND INC
Account Number: A 21258-00-8

Capital Gain and Loss Schedule

Transactions

Note: **S** indicates Short Term Realized Gain/Loss
L indicates Long Term Realized Gain/Loss
F indicates Foreign Exchange Gain/Loss on Capital Transactions
O indicates Ordinary Income Gain

Security Description	Units	Acq. Date	Sold Date	Net Proceeds	Tax Cost	Total Gain/Loss
INTERNATIONAL BUSINESS MACHINES CORP @ 145.2528	3.000	09/17/96	12/14/10	435.69	91.94	L 343.75
BROKERAGE				435.76		
TAX &/OR SEC				0.06		
SANFORD C. BERNSTEIN & CO. INC. (SCB)				.01		
HEWLETT-PACKARD CO @ 41.8791	25.000	08/18/05	12/17/10	1,046.21	666.07	L 380.14
BROKERAGE				1,046.98		
TAX &/OR SEC				0.75		
RBC CAPITAL MARKETS CORPORATION				.02		
BANK OF AMERICA CORP @ 12.96	299.000	12/07/09	12/21/10	3,866.00	6,378.48	L -2,512.48
BROKERAGE				4,199.04		
TAX &/OR SEC				9.72		
GOLDMAN SACHS EXECUTION & CLEARING	25.000	11/10/10	12/21/10	323.24	312.48	S 10.76



IRVING BERLIN CHARITABLE FUND INC
Account Number: A 21258-00-8

Capital Gain and Loss Schedule

Transactions

Note: **S** indicates Short Term Realized Gain/Loss
L indicates Long Term Realized Gain/Loss
F indicates Foreign Exchange Gain/Loss on Capital Transactions
O indicates Ordinary Income Gain

Security Description	Units	Acq Date	Sold Date	Net Proceeds	Tax Cost	Total Gain/Loss
HEWLETT-PACKARD CO	30.000	08/18/05	12/22/10	1,246.54	799.28	L 447.26
@ 41.5822						
BROKERAGE						
TAX &/OR SEC						
CREDIT LYONNAIS SECURITIES (USA) I						
PUBLIC SERVICE ENTERPRISE GROUP	35.000	07/12/10	12/31/10	1,110.14	1,171.38	S -61.24
@ 31.7389						
BROKERAGE						
TAX &/OR SEC						
JEFFERIES & COMPANY						
Total Gain/Loss				280,375.61	277,840.97	L 2,534.64
				171,437.46	158,448.25	S 12,989.21

Note: Your capital gain and loss schedule will show an N/A for the gain or loss for sales where we have incomplete or missing tax cost. Please consult your tax advisor for appropriate tax reporting on these sales.

J.P.Morgan

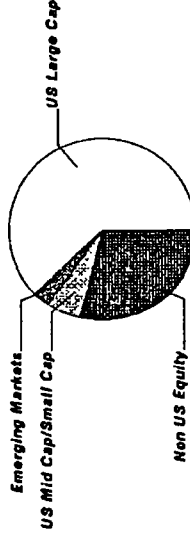
IRVING BERLIN CHARITABLE FUND INC ACCT. A21258008
For the Period 12/1/10 to 12/31/10

Equity Summary

Asset Categories	Beginning Market Value	Ending Market Value	Change In Value	Current Allocation
US Large Cap	382,760.96	390,504.77	7,743.81	55%
US Mid Cap/Small Cap	34,050.00	35,983.27	1,933.27	5%
Non US Equity	175,752.78	183,839.64	8,086.86	26%
Emerging Markets	3,434.70	3,522.90	88.20	1%
Total Value	\$595,998.44	\$613,850.58	\$17,852.14	67%

Market Value/Cost	Current Period Value
Market Value	613,850.58
Tax Cost	467,928.28
Unrealized Gain/Loss	145,922.30
Estimated Annual Income	8,602.05
Accrued Dividends	908.89
Yield	1.40%

Asset Categories



IRVING BERLIN CHARITABLE FUND INC ACCT. A21258008
For the Period 12/1/10 to 12/31/10



Note. P indicates position adjusted for Pending Trade Activity.

Equity Detail

	Quantity	Price	Market Value	Tax Cost Adjusted Original	Unrealized Gain/Loss	Estimated Annual Income Accrued Dividends	Yield
US Large Cap							
ABBOTT LABORATORIES 002824-10-0 ABT	100 000	47.91	4,791.00	4,672.19	118.81	176.00	3.67%
ADVANCED AUTO PARTS INC 00751Y-10-6 AAP	30 000	66.15	1,984.50	968.57	1,015.93	7.20 1.80	0.36%
ALEXION PHARMACEUTICALS INC 015351-10-9 ALXN	20 000	80.55	1,611.00	1,116.40	494.60		
AMAZON COM INC 023135-10-6 AMZN	20 000	180.00	3,600.00	2,110.60	1,489.40		
AMERICAN EXPRESS CO 025816-10-9 AXP	25 000	42.92	1,073.00	1,058.90	14.10	18.00	1.68%
APACHE CORP 037411-10-5 APA	40 000	119.23	4,769.20	3,715.67	1,053.53	24.00	0.50%
APPLE INC. 037833-10-0 AAPL	30 000	322.56	9,676.80	2,698.50	6,978.30		
AT&T INC 00206R-10-2 T	65 000	29.38	1,909.70	2,488.20	(578.50)	111.80	5.85%
BAKER HUGHES INC 057224-10-7 BHI	45 000	57.17	2,572.65	2,301.45	271.20	27.00	1.05%
BB & T CORP 054937-10-7 BBT	45 000	26.29	1,183.05	730.45	452.60	27.00	2.28%

IRVING BERLIN CHARITABLE FUND INC ACCT. A21258008
For the Period 12/1/10 to 12/31/10

	Quantity	Price	Market Value	Tax Cost Adjusted Original	Unrealized Gain/Loss	Estimated Annual Income Accrued Dividends	Yield
US Large Cap							
BIOPEN IDEC INC 09062X-10-3 BIIB	25,000	67.05	1,676.25	1,398.41	277.84		
CAMPBELL SOUP COMPANY 134429-10-9 CPB	40,000	34.75	1,390.00	1,457.10	(67.10)	46.40 11.60	3.34%
CARDINAL HEALTH INC 14149Y-10-8 CAH	65,000	38.31	2,490.15	1,877.40	612.75	50.70 12.68	2.04%
CELGENE CORPORATION 151020-10-4 CELG	45,000	59.14	2,661.30	1,965.80	695.50		
CISCO SYSTEMS INC 17275R-10-2 CSCO	302,000	20.23	6,109.46	2,204.13	3,905.33		
CITIGROUP INC 172967-10-1 C	920,000	4.73	4,351.60	3,804.88	546.72		
CITRIX SYSTEMS INC 177376-10-0 CTXS	15,000	68.41	1,026.15	1,030.39	(4.24)		
CME GROUP INC CLASS A COMMON STOCK 12572Q-10-5 CME	7,000	321.75	2,252.25	1,978.22	274.03	32.20	1.43%
COACH INC 189754-10-4 COH	35,000	55.31	1,935.85	1,180.47	755.38	21.00 5.25	1.08%
COGNIZANT TECHNOLOGY SOLUTIONS CORP CL A 192446-10-2 CTSH	35,000	73.29	2,565.15	1,731.91	833.24		
COLGATE PALMOLIVE CO 194162-10-3 CL	25,000	80.37	2,009.25	1,964.20	45.05	53.00	2.64%

J.P.Morgan

IRVING BERLIN CHARITABLE FUND INC ACCT. A21258008
For the Period 12/1/10 to 12/31/10



00540730180201081706
00640731030010019906

	Quantity	Price	Market Value	Tax Cost Adjusted Original	Unrealized Gain/Loss	Estimated Annual Income	Yield
US Large Cap							
COMCAST CORP CL A 20030N-10-1 CMCS A	65.000	21.97	1,428.05	1,099.89	328.16	24.57	1.72%
CONOCOPHILLIPS 20825C-10-4 COP	60.000	68.10	4,086.00	2,855.62	1,230.38	132.00	3.23%
CVS/CAREMARK CORPORATION 126650-10-0 CVS	90.000	34.77	3,129.30	2,287.54	841.76	31.50	1.01%
DEVON ENERGY CORP 25179M-10-3 DVN	40.000	78.51	3,140.40	2,620.81	519.59	25.60	0.82%
DOW CHEMICAL CO 260543-10-3 DOW	85.000	34.14	2,901.90	2,474.18	427.72	51.00 12.75	1.76%
E I DU PONT DE NEMOURS & CO 263534-10-9 DD	125.000	49.88	6,235.00	4,657.64	1,577.36	205.00	3.29%
E M C CORP MASS 268648-10-2 EMC	75.000	22.90	1,717.50	1,536.80	180.70		
EOG RESOURCES INC 26875P-10-1 EOG	30.000	91.41	2,742.30	2,287.90	454.40	18.60	0.68%
EXXON MOBIL CORP 30231G-10-2 XOM	128.000	73.12	9,359.36	5,268.17	4,091.19	225.28	2.41%
FREEMONT-MCMORAN COPPER & GOLD INC CL B 35671D-85-7 FCX	50.000	120.09	6,004.50	2,227.09	3,777.41	100.00	1.67%
GENERAL ELECTRIC CO 369604-10-3 GE	110.000	18.29	2,011.90	1,688.34	323.56	61.60 15.40	3.06%

IRVING BERLIN CHARITABLE FUND INC ACCT. A21258008
For the Period 12/1/10 to 12/31/10

	Quantity	Price	Market Value	Tax Cost Adjusted Original	Unrealized Gain/Loss	Estimated Annual Income Accrued Dividends	Yield
US Large Cap							
GENERAL MILLS INC 370334-10-4 GIS	40,000	35.59	1,423.60	1,208.52	215.08	44.80	3.15%
GENERAL MOTORS CO 37045V-10-0 GM	50,000	36.86	1,843.00	1,747.96	95.04		
GOLDMAN SACHS GROUP INC 38141G-10-4 GS	25,000	168.16	4,204.00	2,099.57	2,104.43	35.00	0.83%
GOOGLE INC CL A 38259P-50-8 GOOG	4,000	593.97	2,375.88	1,121.16	1,254.72		
HONEYWELL INTERNATIONAL INC 438516-10-6 HON	65,000	53.16	3,455.40	2,675.53	779.87	78.65	2.28%
INTERNATIONAL BUSINESS MACHINES CORP 459200-10-1 IBM	27,000	146.76	3,962.52	827.48	3,135.04	70.20	1.77%
JOHNSON CONTROLS INC 478366-10-7 JCI	145,000	38.20	5,539.00	1,554.85	3,984.15	92.80 23.20	1.68%
JPMORGAN EQUITY INCOME FUND SELECT SHARE CLASS FUND 3128 4812C0-49-8 HLJE X	3,063,335	8.92	27,324.95	19,173.91	8,151.04	609.60 82.71	2.23%
JPMORGAN US LARGE CAP CORE PLUS FUND SELECT FUND 1002 4812A2-38-9 JLPS X	2,264,433	20.67	46,805.83	34,494.60	12,311.23	201.53	0.43%
JUNIPER NETWORKS INC 48203R-10-4 JNPR	90,000	36.92	3,322.80	1,590.85	1,731.95		

IRVING BERLIN CHARITABLE FUND INC ACCT. A21258008
For the Period 12/1/10 to 12/31/10

US Large Cap


	Quantity	Price	Market Value	Tax Cost Adjusted Original	Unrealized Gain/Loss	Estimated Annual Income Accrued Dividends	Yield
KELLOGG CO 487836-10-8 K	25.000	51.08	1,277.00	1,215.57	61.43	40.50	3.17%
LENNAR CORP 526057-10-4 LEN	25.000	18.75	468.75	387.23	81.52	4.00	0.85%
LOWES COMPANIES INC 548661-10-7 LOW	65.000	25.08	1,630.20	1,498.38	131.82	28.60	1.75%
MANNING & NAPIER FUND INC EQUITY SERIES 563821-60-2 EXEY X	1,329.787	19.27	25,625.00	25,000.00	625.00	69.14	0.27%
MASTERCARD INC - CLASS A 57636Q-10-4 MA	9.000	224.11	2,016.99	1,739.82	277.17	5.40	0.27%
MERCK AND CO INC 58933Y-10-5 MRK	140.000	36.04	5,045.60	4,391.50	654.10	212.80 53.20	4.22%
METLIFE INC 59156R-10-8 MET	55.000	44.44	2,444.20	1,864.93	579.27	40.70	1.67%
MICROSOFT CORP 594918-10-4 MSFT	350.000	27.91	9,768.50	8,344.56	1,423.94	224.00	2.29%
MORGAN STANLEY 617446-44-8 MS	75.000	27.21	2,040.75	1,442.47	598.28	15.00	0.74%
NATIONAL-OILWELL VARCO INC 637071-10-1 NOV	15.000	67.25	1,008.75	910.05	98.70	6.60	0.65%
NEXTERA ENERGY INC 65339F-10-1 NEE	30.000	51.99	1,559.70	1,500.16	59.54	60.00	3.85%
NIKE INC B 654106-10-3 NIKE	25.000	85.42	2,135.50	1,404.76	730.74	31.00	1.45%



J.P.Morgan

IRVING BERLIN CHARITABLE FUND INC ACCT. A21258008
For the Period 12/1/10 to 12/31/10

	Quantity	Price	Market Value	Tax Cost Adjusted Original	Unrealized Gain/Loss	Estimated Annual Income Accrued Dividends	Yield
US Large Cap							
NORFOLK SOUTHERN CORP 655844-10-8 NSC	105,000	62.82	6,596.10	4,150.81	2,445.29	151.20	2.29%
NOVELLUS SYSTEMS INC 670008-10-1 NVLS	60,000	32.32	1,939.20	1,527.86	411.34		
OCCIDENTAL PETROLEUM CORP 674599-10-5 OXY	60,000	98.10	5,886.00	2,890.63	2,995.37	91.20 22.80	1.55%
ORACLE CORP 68389X-10-5 ORCL	150,000	31.30	4,695.00	3,403.38	1,291.62	30.00	0.64%
PACCAR INC 693718-10-8 PCAR	75,000	57.34	4,300.50	2,319.50	1,981.00	36.00	0.84%
PARKER-HANNIFIN CORP 701094-10-4 PH	10,000	86.30	863.00	398.19	464.81	11.60	1.34%
PEPSICO INC 713448-10-8 PEP	40,000	65.33	2,613.20	2,144.65	468.55	76.80 19.20	2.94%
PFIZER INC 717081-10-3 PFE	370,000	17.51	6,478.70	5,379.35	1,099.35	296.00	4.57%
PHILIP MORRIS INTERNATIONAL 718172-10-9 PM	35,000	58.53	2,048.55	1,231.92	816.63	89.60 22.40	4.37%
PROCTER & GAMBLE CO 742718-10-9 PG	100,000	64.33	6,433.00	2,029.24	4,403.76	192.70	3.00%
PRUDENTIAL FINANCIAL INC 744320-10-2 PRU	45,000	58.71	2,641.95	1,496.20	1,145.75	51.75	1.96%
P PUBLIC SERVICE ENTERPRISE GROUP 744573-10-6 PEG		31.81			N/A		4.31%



IRVING BERLIN CHARITABLE FUND INC ACCT. A21258008
For the Period 12/1/10 to 12/31/10



00540730180201081708
00640731030010019908

	Quantity	Price	Market Value	Tax Cost Adjusted Original	Unrealized Gain/Loss	Estimated Annual Income Accrued Dividends	Yield
US Large Cap							
QUALCOMM INC 747525-10-3 QCOM	105,000	49.49	5,196.45	1,808.42	3,388.03	79.80	1.54%
SANDISK CORP 80004C-10-1 SNDK	20,000	49.86	997.20	860.47	136.73		
SEMPRA ENERGY 816851-10-9 SRE	20,000	52.48	1,049.60	1,047.82	1.78	31.20	2.97%
SOUTHERN CO 842587-10-7 SO	60,000	38.23	2,293.80	1,762.16	531.64	109.20	4.76%
SPDR S&P 500 ETF TRUST 78462F-10-3 SPY	255,000	125.75	32,066.25	27,644.60	4,421.65	578.08	1.80%
SPRINT NEXTEL CORP 852061-10-0 S	350,000	4.23	1,480.50	1,454.50	26.00		
STAPLES INC 855030-10-2 SPLS	125,000	22.77	2,846.25	2,560.04	286.21	45.00 11.25	1.58%
STARWOOD HOTELS & RESORTS 85590A-40-1 HOT	20,000	60.78	1,215.60	419.02	796.58	6.00	0.49%
STATE STREET CORP 857477-10-3 SIT	25,000	46.34	1,158.50	991.68	166.82	1.00 0.25	0.09%
SYSCO CORP 871829-10-7 SY	40,000	29.40	1,176.00	1,267.24	(91.24)	41.60	3.54%
TD AMERITRADE HOLDING CORPORATION 87236Y-10-8 AMTD	65,000	18.99	1,234.35	1,038.76	195.59	13.00	1.05%
TIME WARNER INC NEW 887317-30-3 TWX	203,000	32.17	6,530.51	5,042.01	1,488.50	172.55	2.64%



IRVING BERLIN CHARITABLE FUND INC ACCT. A21258008
For the Period 12/1/10 to 12/31/10

	Quantity	Price	Market Value	Tax Cost Adjusted Original	Unrealized Gain/Loss	Estimated Annual Income Accrued Dividends	Yield
US Large Cap							
UNITED TECHNOLOGIES CORP 913017-10-9 UTX	70 000	78.72	5,510.40	2,105.75	3,404.65	119.00	2.16%
UNITEDHEALTH GROUP INC 91324P-10-2 UNH	35 000	36.11	1,263.85	1,314.86	(51.01)	17.50	1.38%
US BANCORP DEL 902973-30-4 USB	70 000	26.97	1,887.90	1,391.37	496.53	14.00 3.50	0.74%
VERIZON COMMUNICATIONS INC 92343V-10-4 VZ	129 000	35.78	4,615.62	4,115.78	499.84	251.55	5.45%
WALT DISNEY CO 254687-10-6 DIS	85 000	37.51	3,188.35	1,678.02	1,510.33	34.00 34.00	1.07%
WELLPOINT INC 94973V-10-7 WLP	10 000	56.86	568.60	554.22	14.38		
WELLS FARGO & CO 949746-10-1 WFC	160 000	30.99	4,958.40	2,626.58	2,331.82	32.00	0.65%
XILINX CORP 983919-10-1 XLNX	50 000	28.98	1,449.00	1,430.07	18.93	32.00	2.21%
YUM BRANDS INC 988498-10-1 YUM	80 000	49.05	3,924.00	2,768.35	1,155.65	80.00	2.04%
3M CO 88579Y-10-1 MMM	20 000	86.30	1,726.00	1,727.24	(1.24)	42.00	2.43%
Total US Large Cap	13,756,555		\$390,504.77	\$280,232.37	\$110,272.40	\$6,066.10 \$331.99	1.55%

IRVING BERLIN CHARITABLE FUND INC ACCT. A21258008
For the Period 12/1/10 to 12/31/10



	Quantity	Price	Market Value	Tax Cost Adjusted Original	Unrealized Gain/Loss	Estimated Annual Income Accrued Dividends	Yield
US Mid Cap/Small Cap							
AMERICAN CENTURY EQUITY INCOME FUND (FUND 123) 025076-10-0 TWEI X	1,846	7.21	13,310.77	12,000.00	1,310.77	384.00	2.88%
ISHARES S&P MIDCAP 400 INDEX FUND 464287-50-7 IJH	250,000	90.69	22,672.50	17,014.04	5,658.46	239.25	1.06%
Total US Mid Cap/Small Cap	2,096,154		\$35,983.27	\$29,014.04	\$6,969.23	\$623.25	1.73%
Non US Equity							
ACE LTD NEW H0023R-10-5 ACE	25,000	62.25	1,556.25	1,054.95	501.30	33.00 7.01	2.12%
ARTISAN INTL VALUE FUND - INV 04314H-88-1 ARTK X	973,468	27.11	26,390.72	22,496.84	3,893.88	344.60	1.31%
COVIDIEN PLC G2554F-10-5 COV	30,000	45.66	1,369.80	1,108.44	261.36	24.00	1.75%
DODGE & COX INTERNATIONAL STOCK 256206-10-3 DODF X	661,881	35.71	23,635.77	26,899.33	(3,263.56)	327.63	1.39%
INVECO LTD G491BT-10-8 IVZ	50,000	24.06	1,203.00	977.84	225.16	22.00	1.83%
IVY GLOBAL NATURAL RESOURCE-I 465899-50-8 IGNI X	645,746	22.03	14,225.78	9,608.70	4,617.08	28.41	0.20%
MARVELL TECHNOLOGY GROUP LTD G5876H-10-5 MRVL	75,000	18.55	1,391.25	1,526.86	(135.61)		
MATTHEWS PACIFIC TIGER FD 577130-10-7 MAPT X	1,803,107	23.44	42,264.83	35,000.00	7,264.83	140.64	0.33%


J.P.Morgan

IRVING BERLIN CHARITABLE FUND INC ACCT. A21258008
For the Period 12/1/10 to 12/31/10

	Quantity	Price	Market Value	Tax Cost Adjusted Original	Unrealized Gain/Loss	Estimated Annual Income Accrued Dividends	Yield
Non US Equity							
NUVEEN NWQ VALUE OPPORTUNITIES FUND 67064Y-63-6 NVOR X	966 080	35.17	33,977 03	22,500 00	11,477 03	569 98 569.89	1 68%
T FOWE PRICE INTERNATIONAL FUNDS INC NEW ASIA FUND 77956H-50-0 PRAS X	1,037,464	19.18	19,898.56	18,000 00	1,898 56	93.37	0.47%
TYCO INTERNATIONAL LTD H89128-10-4 TYC	55,000	41.44	2,279.20	2,067.54	211.66	46.20	2.03%
VANGUARD EMERGING MARKET ETF 922042-85-8 VWO	325,000	48.15	15,647.45	14,457.56	1,189.89	264.87	1.69%
Total Non US Equity	6,647,746		\$183,839.64	\$155,698.06	\$28,141.58	\$1,894.70 \$576.90	1.03%
Emerging Markets							
BAIDU INC SPONS ADR 056752-10-8 BIDU	15 000	96.53	1,447.95	1,380 74	67 21		
CARNIVAL CORPORATION 143658-30-0 CCL	45 000	46.11	2,074.95	1,603 07	471.88	18.00	0 87%
Total Emerging Markets	60,000		\$3,522.90	\$2,983.81	\$539.09	\$18.00	0.51%



Fixed Income Summary



Asset Categories	Beginning Market Value	Ending Market Value	Change In Value	Current Allocation
US Fixed Income - Taxable	68,046.32	68,429.23	382.91	10%

Market Value/Cost	Current Period Value
Market Value	68,429.23
Tax Cost	66,558.63
Unrealized Gain/Loss	1,870.60
Estimated Annual Income	3,199.79
Accrued Interest	277.26
Yield	4.68%

SUMMARY BY MATURITY

Fixed Income	Market Value	% of Bond Portfolio
Less than 5 years ¹	68,429.23	100%

¹ The years indicate the number of years until the bond is scheduled to mature based on the statement end date. Some bonds may be called, or paid in full, before their stated maturity

SUMMARY BY TYPE

Fixed Income	Market Value	% of Bond Portfolio
Mutual Funds	68,429.23	100%



IRVING BERLIN CHARITABLE FUND INC ACCT. A21258008
 For the Period 12/1/10 to 12/31/10

Fixed Income Detail

	Quantity	Price	Market Value	Tax Cost		Unrealized Gain/Loss	Estimated Annual Income		Yield	
				Adjusted	Original		Accrued Interest	Annual Income		
US Fixed Income - Taxable										
EATON VANCE MUT FDS TR FLTRT CL I 277911-49-1	2,511.416	8.96	22,502.29	22,000.00		502.29	876.48	77.97	3.90%	
JPMORGAN STRATEGIC INCOME OPPORTUNITIES FUND 3844 30-Day Annualized Yield: 2.95% 4812A4-35-1	907.074	11.83	10,730.69	10,395.07		335.62	320.19	30.84	2.98%	
JPMORGAN HIGH YIELD BOND FUND SELECT CLASS FUND 3580 30-Day Annualized Yield: 6.94% 4812C0-80-3	2,654.867	8.15	21,637.17	21,000.00		637.17	1,752.21	148.67	8.10%	
JPMORGAN SHORT DURATION BOND FUND SELECT CLASS FUND 3133 30-Day Annualized Yield: 1.09% 4812C1-33-0	1,236.015	10.97	13,559.08	13,163.56		395.52	250.91	19.78	1.85%	
Total US Fixed Income - Taxable	7,309.372		\$68,429.23	\$66,558.63		\$1,870.60	\$3,199.79	\$277.26	4.68%	

- If you are filing for an **Additional (Not Automatic) 3-Month Extension**, complete only Part II and check this box X
- Note. Only complete Part II if you have already been granted an automatic 3-month extension on a previously filed Form 8868
- If you are filing for an **Automatic 3-Month Extension**, complete only Part I (on page 1)

Part II Additional (Not Automatic) 3-Month Extension of Time. Only file the original (no copies needed).

Type or print File by the extended due date for filing your return See instructions	Name of exempt organization IRVING BERLIN CHARITABLE FUND, C/O MARCUM LLP	Employer identification number 13-6092592
	Number, street, and room or suite no If a P O box, see instructions 750 THIRD AVENUE, 11TH FLOOR	
	City, town or post office, state, and ZIP code For a foreign address, see instructions NEW YORK, NY 10017	

Enter the Return code for the return that this application is for (file a separate application for each return) 0 4

Application Is For	Return Code	Application Is For	Return Code
Form 990	01		
Form 990-BL	02	Form 1041-A	08
Form 990-EZ	03	Form 4720	09
Form 990-PF	04	Form 5227	10
Form 990-T (sec 401(a) or 408(a) trust)	05	Form 6069	11
Form 990-T (trust other than above)	06	Form 8870	12


STOP! Do not complete Part II if you were not already granted an automatic 3-month extension on a previously filed Form 8868.

- The books are in the care of MARCUM LLP
Telephone No 212 485-5500 FAX No 212 485-5501
- If the organization does not have an office or place of business in the United States, check this box
- If this is for a Group Return, enter the organization's four digit Group Exemption Number (GEN) _____ . If this is for the whole group, check this box . If it is for part of the group, check this box and attach a list with the names and EINs of all members the extension is for
- 4 I request an additional 3-month extension of time until 11/15, 2011
- 5 For calendar year 2010, or other tax year beginning _____, 20____, and ending _____, 20____
- 6 If the tax year entered in line 5 is for less than 12 months, check reason Initial return Final return
 Change in accounting period
- 7 State in detail why you need the extension ALL INFORMATION REQUIRED TO FILE A COMPLETE AND ACCURATE RETURN IS NOT YET AVAILABLE.

8a If this application is for Form 990-BL, 990-PF, 990-T, 4720, or 6069, enter the tentative tax, less any nonrefundable credits. See instructions.	8a \$	0.
b If this application is for Form 990-PF, 990-T, 4720, or 6069, enter any refundable credits and estimated tax payments made Include any prior year overpayment allowed as a credit and any amount paid previously with Form 8868.	8b \$	1,732.
c Balance Due. Subtract line 8b from line 8a Include your payment with this form, if required, by using EFTPS (Electronic Federal Tax Payment System) See instructions.	8c \$	

Signature and Verification

Under penalties of perjury, I declare that I have examined this form, including accompanying schedules and statements, and to the best of my knowledge and belief, it is true, correct, and complete, and that I am authorized to prepare this form

Signature  Title CPA Date 