



See a Social Security Number? Say Something!  
Report Privacy Problems to <https://public.resource.org/privacy>  
Or call the IRS Identity Theft Hotline at 1-800-908-4490



Form **990-PF**

# Return of Private Foundation or Section 4947(a)(1) Nonexempt Charitable Trust Treated as a Private Foundation

OMB No 1545-0052

**2010**Department of the Treasury  
Internal Revenue Service

Note The foundation may be able to use a copy of this return to satisfy state reporting requirements

For calendar year 2010, or tax year beginning , and ending

G Check all that apply ☐ Initial return ☐ Initial return of a former public charity ☐ Final return  
☐ Amended return ☐ Address change ☐ Name change

Name of foundation

**THE WEEZIE FOUNDATION**

Number and street (or P O box number if mail is not delivered to street address)

**C/O JP MORGAN SVCS PO BOX 6089**

Room/suite

City or town, state, and ZIP code

**NEWARK****DE 19714-6089**H Check type of organization ☒ Section 501(c)(3) exempt private foundation☐ Section 4947(a)(1) nonexempt charitable trust ☐ Other taxable private foundation

I Fair market value of all assets at

J Accounting method ☒ Cash ☐ Accrual

end of year (from Part II, col (c),

☐ Other (specify)line 16) **\$ 23,780,492** (Part I, column (d) must be on cash basis)

A Employer identification number

**13-6090903**

B Telephone number (see page 10 of the instructions)

**212-464-1748**C If exemption application is pending, check here ☐D 1. Foreign organizations, check here ☐

2. Foreign organizations meeting the

85% test, check here and attach computation ☐E If private foundation status was terminated under section 507(b)(1)(A), check here ☐F If the foundation is in a 60-month termination under section 507(b)(1)(B), check here ☐

**Part I Analysis of Revenue and Expenses** (The total of amounts in columns (b), (c), and (d) may not necessarily equal the amounts in column (a) (see page 11 of the instructions))


(a) Revenue and expenses per books

(b) Net investment income

(c) Adjusted net income

(d) Disbursements for charitable purposes (cash basis only)

1	Contributions, gifts, grants, etc., received (attach schedule)				
2	Check <input checked="" type="checkbox"/> if the foundation is not required to attach Sch B				
3	Interest on savings and temporary cash investments				
4	Dividends and interest from securities	480,048	472,651		
5a	Gross rents				
b	Net rental income or (loss)				
6a	Net gain or (loss) from sale of assets not on line 10	427,731			
b	Gross sales price for all assets on line 6a	5,911,217			
7	Capital gain net income (from Part IV, line 2)		427,731		
8	Net short-term capital gain				
9	Income modifications				
10a	Gross sales less returns & allowances				
b	Less Cost of goods sold				
c	Gross profit or (loss) (attach schedule)				
11	Other income (attach schedule)				
12	Total. Add lines 1 through 11	907,779	900,382	0	
13	Compensation of officers, directors, trustees, etc	140,946	119,804		21,142
14	Other employee salaries and wages				
15	Pension plans, employee benefits				
16a	Legal fees (attach schedule)				
b	Accounting fees (attach schedule)				
c	Other professional fees (attach schedule)				
17	Interest				
18	Taxes (attach schedule) (see page 14 of the instructions) <b>STMT 1</b>	16,871	3,671		
19	Depreciation (attach schedule) and depletion				
20	Occupancy				
21	Travel, conferences, and meetings	605			605
22	Printing and publications				
23	Other expenses (att sch)				
24	Total operating and administrative expenses. Add lines 13 through 23	158,422	123,475	0	21,747
25	Contributions, gifts, grants paid	927,800			927,800
26	Total expenses and disbursements. Add lines 24 and 25	1,086,222	123,475	0	949,547
27	Subtract line 26 from line 12				
a	Excess of revenue over expenses and disbursements	-178,443			
b	Net investment income (if negative, enter -0-)		776,907		
c	Adjusted net income (if negative, enter -0-)			0	



Operating and Administrative Expenses CANNED MAY 17 2011

516

<b>Part II Balance Sheets</b>		Attached schedules and amounts in the description column should be for end-of-year amounts only (See instructions )	Beginning of year	End of year	
			(a) Book Value	(b) Book Value	(c) Fair Market Value
<b>Assets</b>	1	Cash—non-interest-bearing			
	2	Savings and temporary cash investments	1,816,214	186,252	186,252
	3	Accounts receivable ▶			
		Less allowance for doubtful accounts ▶	21,438	16,025	16,025
	4	Pledges receivable ▶			
		Less allowance for doubtful accounts ▶			
	5	Grants receivable			
	6	Receivables due from officers, directors, trustees, and other disqualified persons (attach schedule) (see page 15 of the instructions)			
	7	Other notes and loans receivable (att schedule) ▶			
		Less allowance for doubtful accounts ▶	0		
	8	Inventories for sale or use			
	9	Prepaid expenses and deferred charges			
	10a	Investments—U S and state government obligations (attach schedule)			
	b	Investments—corporate stock (attach schedule) <b>SEE STMT 2</b>	10,428,446	12,588,136	12,980,972
	c	Investments—corporate bonds (attach schedule) <b>SEE STMT 3</b>	9,602,150	8,043,519	8,403,784
	11	Investments—land, buildings, and equipment basis ▶			
		Less accumulated depreciation (attach sch ) ▶			
	12	Investments—mortgage loans			
	13	Investments—other (attach schedule)			
	14	Land, buildings, and equipment basis ▶			
		Less accumulated depreciation (attach sch ) ▶			
	15	Other assets (describe ▶ <b>SEE STATEMENT 4</b> )	1,200,000	2,048,306	2,193,459
	16	<b>Total assets</b> (to be completed by all filers—see the instructions Also, see page 1, item I)	23,068,248	22,882,238	23,780,492
<b>Liabilities</b>	17	Accounts payable and accrued expenses			
	18	Grants payable			
	19	Deferred revenue			
	20	Loans from officers, directors, trustees, and other disqualified persons			
	21	Mortgages and other notes payable (attach schedule)			
	22	Other liabilities (describe ▶ )			
	23	<b>Total liabilities</b> (add lines 17 through 22)	0	0	
<b>Net Assets or Fund Balances</b>		Foundations that follow SFAS 117, check here and complete lines 24 through 26 and lines 30 and 31. <input type="checkbox"/>			
	24	Unrestricted			
	25	Temporarily restricted			
	26	Permanently restricted			
		Foundations that do not follow SFAS 117, check here ▶ <input checked="" type="checkbox"/>			
	27	Capital stock, trust principal, or current funds	23,068,248	22,882,238	
	28	Paid-in or capital surplus, or land, bldg, and equipment fund			
	29	Retained earnings, accumulated income, endowment, or other funds			
	30	<b>Total net assets or fund balances</b> (see page 17 of the instructions)	23,068,248	22,882,238	
	31	<b>Total liabilities and net assets/fund balances</b> (see page 17 of the instructions)	23,068,248	22,882,238	

**Part III Analysis of Changes in Net Assets or Fund Balances**

1	Total net assets or fund balances at beginning of year—Part II, column (a), line 30 (must agree with end-of-year figure reported on prior year's return)	1	23,068,248
2	Enter amount from Part I, line 27a	2	-178,443
3	Other increases not included in line 2 (itemize) ▶	3	
4	Add lines 1, 2, and 3	4	22,889,805
5	Decreases not included in line 2 (itemize) ▶ <b>SEE STATEMENT 5</b>	5	7,567
6	Total net assets or fund balances at end of year (line 4 minus line 5)—Part II, column (b), line 30	6	22,882,238

**Part IV Capital Gains and Losses for Tax on Investment Income**

(a) List and describe the kind(s) of property sold (e.g., real estate, 2-story brick warehouse, or common stock, 200 shs MLC Co.)		(b) How acquired P—Purchase D—Donation	(c) Date acquired (mo., day, yr.)	(d) Date sold (mo., day, yr.)
<b>1a SEE ATTACHED</b>		<b>P</b>	<b>VARIOUS</b>	<b>VARIOUS</b>
<b>b SEE ATTACHED</b>		<b>P</b>	<b>01/01/09</b>	<b>12/31/10</b>
<b>c CAPITAL GAIN DIVIDENDS</b>				
<b>d</b>				
<b>e</b>				

(e) Gross sales price	(f) Depreciation allowed (or allowable)	(g) Cost or other basis plus expense of sale	(h) Gain or (loss) (e) plus (f) minus (g)
<b>a 720,759</b>		<b>680,000</b>	<b>40,759</b>
<b>b 5,176,737</b>		<b>4,803,486</b>	<b>373,251</b>
<b>c 13,721</b>			<b>13,721</b>
<b>d</b>			
<b>e</b>			

Complete only for assets showing gain in column (h) and owned by the foundation on 12/31/69			(l) Gains (Col. (h) gain minus col. (k), but not less than -0-) or Losses (from col. (h))
(i) FMV as of 12/31/69	(j) Adjusted basis as of 12/31/69	(k) Excess of col. (i) over col. (j), if any	
<b>a</b>			<b>40,759</b>
<b>b</b>			<b>373,251</b>
<b>c</b>			<b>13,721</b>
<b>d</b>			
<b>e</b>			

<b>2 Capital gain net income or (net capital loss)</b>	<div> <div>If gain, also enter in Part I, line 7</div> <div>If (loss), enter -0- in Part I, line 7</div> </div>	<b>2</b>	<b>427,731</b>
<b>3 Net short-term capital gain or (loss) as defined in sections 1222(5) and (6)</b>		<b>3</b>	<b>40,759</b>

**Part V Qualification Under Section 4940(e) for Reduced Tax on Net Investment Income**

(For optional use by domestic private foundations subject to the section 4940(a) tax on net investment income.)

If section 4940(d)(2) applies, leave this part blank.

Was the foundation liable for the section 4942 tax on the distributable amount of any year in the base period?

☐ Yes ☒ No

If "Yes," the foundation does not qualify under section 4940(e). Do not complete this part.

**1 Enter the appropriate amount in each column for each year, see page 18 of the instructions before making any entries**

(a) Base period years Calendar year (or tax year beginning in)	(b) Adjusted qualifying distributions	(c) Net value of noncharitable-use assets	(d) Distribution ratio (col. (b) divided by col. (c))
2009	1,064,733	21,211,115	0.050197
2008	943,202	26,394,921	0.035734
2007	1,527,223	28,509,879	0.053568
2006	1,443,557	27,195,497	0.053081
2005	1,420,539	26,524,361	0.053556

<b>2 Total of line 1, column (d)</b>	<b>2</b>	<b>0.246136</b>
<b>3 Average distribution ratio for the 5-year base period—divide the total on line 2 by 5, or by the number of years the foundation has been in existence if less than 5 years</b>	<b>3</b>	<b>0.049227</b>
<b>4 Enter the net value of noncharitable-use assets for 2010 from Part X, line 5</b>	<b>4</b>	<b>22,674,882</b>
<b>5 Multiply line 4 by line 3</b>	<b>5</b>	<b>1,116,216</b>
<b>6 Enter 1% of net investment income (1% of Part I, line 27b)</b>	<b>6</b>	<b>7,769</b>
<b>7 Add lines 5 and 6</b>	<b>7</b>	<b>1,123,985</b>
<b>8 Enter qualifying distributions from Part XII, line 4</b>	<b>8</b>	<b>949,547</b>

If line 8 is equal to or greater than line 7, check the box in Part VI, line 1b, and complete that part using a 1% tax rate. See the Part VI instructions on page 18.

**Part VI Excise Tax Based on Investment Income (Section 4940(a), 4940(b), 4940(e), or 4948—see page 18 of the instructions)**

<b>1a</b>	Exempt operating foundations described in section 4940(d)(2), check here <input type="checkbox"/> and enter "N/A" on line 1		
	Date of ruling or determination letter (attach copy of letter if necessary—see instructions)		
<b>b</b>	Domestic foundations that meet the section 4940(e) requirements in Part V, check here <input type="checkbox"/> and enter 1% of Part I, line 27b	<b>1</b>	<b>15,538</b>
<b>c</b>	All other domestic foundations enter 2% of line 27b. Exempt foreign organizations enter 4% of Part I, line 12, col (b)		
<b>2</b>	Tax under section 511 (domestic section 4947(a)(1) trusts and taxable foundations only. Others enter -0-)	<b>2</b>	<b>0</b>
<b>3</b>	Add lines 1 and 2	<b>3</b>	<b>15,538</b>
<b>4</b>	Subtitle A (income) tax (domestic section 4947(a)(1) trusts and taxable foundations only. Others enter -0-)	<b>4</b>	<b>0</b>
<b>5</b>	<b>Tax based on investment income.</b> Subtract line 4 from line 3. If zero or less, enter -0-	<b>5</b>	<b>15,538</b>
<b>6</b>	<b>Credits/Payments</b>		
<b>a</b>	2010 estimated tax payments and 2009 overpayment credited to 2010	<b>6a</b>	<b>15,134</b>
<b>b</b>	Exempt foreign organizations—tax withheld at source	<b>6b</b>	
<b>c</b>	Tax paid with application for extension of time to file (Form 8868)	<b>6c</b>	
<b>d</b>	Backup withholding erroneously withheld	<b>6d</b>	
<b>7</b>	Total credits and payments. Add lines 6a through 6d	<b>7</b>	<b>15,134</b>
<b>8</b>	Enter any penalty for underpayment of estimated tax. Check here <input checked="" type="checkbox"/> if Form 2220 is attached	<b>8</b>	
<b>9</b>	<b>Tax due.</b> If the total of lines 5 and 8 is more than line 7, enter amount owed	<b>9</b>	<b>404</b>
<b>10</b>	<b>Overpayment.</b> If line 7 is more than the total of lines 5 and 8, enter the amount overpaid	<b>10</b>	
<b>11</b>	Enter the amount of line 10 to be <b>Credited to 2011 estimated tax</b> <input type="checkbox"/> <b>Refunded</b> <input type="checkbox"/>	<b>11</b>	

**Part VII-A Statements Regarding Activities**

	Yes	No
<b>1a</b> During the tax year, did the foundation attempt to influence any national, state, or local legislation or did it participate or intervene in any political campaign?		<b>X</b>
<b>b</b> Did it spend more than \$100 during the year (either directly or indirectly) for political purposes (see page 19 of the instructions for definition)? If the answer is "Yes" to 1a or 1b, attach a detailed description of the activities and copies of any materials published or distributed by the foundation in connection with the activities		<b>X</b>
<b>c</b> Did the foundation file Form 1120-POL for this year?		<b>X</b>
<b>d</b> Enter the amount (if any) of tax on political expenditures (section 4955) imposed during the year: (1) On the foundation <input type="checkbox"/> \$ _____ (2) On foundation managers <input type="checkbox"/> \$ _____		
<b>e</b> Enter the reimbursement (if any) paid by the foundation during the year for political expenditure tax imposed on foundation managers <input type="checkbox"/> \$ _____		
<b>2</b> Has the foundation engaged in any activities that have not previously been reported to the IRS? If "Yes," attach a detailed description of the activities	<b>2</b>	<b>X</b>
<b>3</b> Has the foundation made any changes, not previously reported to the IRS, in its governing instrument, articles of incorporation, or bylaws, or other similar instruments? If "Yes," attach a conformed copy of the changes	<b>3</b>	<b>X</b>
<b>4a</b> Did the foundation have unrelated business gross income of \$1,000 or more during the year?		<b>X</b>
<b>b</b> If "Yes," has it filed a tax return on Form 990-T for this year?		
<b>5</b> Was there a liquidation, termination, dissolution, or substantial contraction during the year? If "Yes," attach the statement required by General Instruction T	<b>5</b>	<b>X</b>
<b>6</b> Are the requirements of section 508(e) (relating to sections 4941 through 4945) satisfied either: • By language in the governing instrument, or • By state legislation that effectively amends the governing instrument so that no mandatory directions that conflict with the state law remain in the governing instrument?	<b>6</b>	<b>X</b>
<b>7</b> Did the foundation have at least \$5,000 in assets at any time during the year? If "Yes," complete Part II, col (c), and Part XV	<b>7</b>	<b>X</b>
<b>8a</b> Enter the states to which the foundation reports or with which it is registered (see page 19 of the instructions) <input type="checkbox"/> <b>NY</b>		
<b>b</b> If the answer is "Yes" to line 7, has the foundation furnished a copy of Form 990-PF to the Attorney General (or designate) of each state as required by General Instruction G? If "No," attach explanation	<b>8b</b>	<b>X</b>
<b>9</b> Is the foundation claiming status as a private operating foundation within the meaning of section 4942(j)(3) or 4942(j)(5) for calendar year 2010 or the taxable year beginning in 2010 (see instructions for Part XIV on page 27)? If "Yes," complete Part XIV	<b>9</b>	<b>X</b>
<b>10</b> Did any persons become substantial contributors during the tax year? If "Yes," attach a schedule listing their names and addresses	<b>10</b>	<b>X</b>

N/A

**Part VII-A Statements Regarding Activities (continued)**

11	At any time during the year, did the foundation, directly or indirectly, own a controlled entity within the meaning of section 512(b)(13)? If "Yes," attach schedule (see page 20 of the instructions)	11		X
12	Did the foundation acquire a direct or indirect interest in any applicable insurance contract before August 17, 2008?	12		X
13	Did the foundation comply with the public inspection requirements for its annual returns and exemption application? Website address ► <b>N/A</b>	13	X	
14	The books are in care of ► <b>JP MORGAN SVCS</b> <b>500 STANTON CHRISTIANA RD</b> Located at ► <b>NEWARK</b> DE ZIP+4 ► <b>19713</b> Telephone no ► <b>302-634-2931</b>			
15	Section 4947(a)(1) nonexempt charitable trusts filing Form 990-PF in lieu of Form 1041—Check here and enter the amount of tax-exempt interest received or accrued during the year ► <b>15</b>			
16	At any time during calendar year 2010, did the foundation have an interest in or a signature or other authority over a bank, securities, or other financial account in a foreign country? See page 20 of the instructions for exceptions and filing requirements for Form TD F 90-22.1 If "Yes," enter the name of the foreign country ►	16	Yes	No X

**Part VII-B Statements Regarding Activities for Which Form 4720 May Be Required**

File Form 4720 if any item is checked in the "Yes" column, unless an exception applies.

	Yes	No
1a During the year did the foundation (either directly or indirectly)		
(1) Engage in the sale or exchange, or leasing of property with a disqualified person?	<input type="checkbox"/> Yes	<input checked="" type="checkbox"/> No
(2) Borrow money from, lend money to, or otherwise extend credit to (or accept it from) a disqualified person?	<input type="checkbox"/> Yes	<input checked="" type="checkbox"/> No
(3) Furnish goods, services, or facilities to (or accept them from) a disqualified person?	<input type="checkbox"/> Yes	<input checked="" type="checkbox"/> No
(4) Pay compensation to, or pay or reimburse the expenses of, a disqualified person?	<input checked="" type="checkbox"/> Yes	<input type="checkbox"/> No
(5) Transfer any income or assets to a disqualified person (or make any of either available for the benefit or use of a disqualified person)?	<input type="checkbox"/> Yes	<input checked="" type="checkbox"/> No
(6) Agree to pay money or property to a government official? (Exception. Check "No" if the foundation agreed to make a grant to or to employ the official for a period after termination of government service, if terminating within 90 days.)	<input type="checkbox"/> Yes	<input checked="" type="checkbox"/> No
b If any answer is "Yes" to 1a(1)-(6), did any of the acts fail to qualify under the exceptions described in Regulations section 53.4941(d)-3 or in a current notice regarding disaster assistance (see page 22 of the instructions)? Organizations relying on a current notice regarding disaster assistance check here ► <input type="checkbox"/>	1b	X
c Did the foundation engage in a prior year in any of the acts described in 1a, other than excepted acts, that were not corrected before the first day of the tax year beginning in 2010? N/A	1c	
2 Taxes on failure to distribute income (section 4942) (does not apply for years the foundation was a private operating foundation defined in section 4942(j)(3) or 4942(j)(5))		
a At the end of tax year 2010, did the foundation have any undistributed income (lines 6d and 6e, Part XIII) for tax year(s) beginning before 2010? If "Yes," list the years ► 20 , 20 , 20 , 20	<input type="checkbox"/> Yes	<input checked="" type="checkbox"/> No
b Are there any years listed in 2a for which the foundation is not applying the provisions of section 4942(a)(2) (relating to incorrect valuation of assets) to the year's undistributed income? (If applying section 4942(a)(2) to all years listed, answer "No" and attach statement—see page 22 of the instructions.) N/A	2b	
c If the provisions of section 4942(a)(2) are being applied to any of the years listed in 2a, list the years here ► 20 , 20 , 20 , 20		
3a Did the foundation hold more than a 2% direct or indirect interest in any business enterprise at any time during the year?	<input type="checkbox"/> Yes	<input checked="" type="checkbox"/> No
b If "Yes," did it have excess business holdings in 2010 as a result of (1) any purchase by the foundation or disqualified persons after May 26, 1969, (2) the lapse of the 5-year period (or longer period approved by the Commissioner under section 4943(c)(7)) to dispose of holdings acquired by gift or bequest, or (3) the lapse of the 10-, 15-, or 20-year first phase holding period? (Use Schedule C, Form 4720, to determine if the foundation had excess business holdings in 2010.) N/A	3b	
4a Did the foundation invest during the year any amount in a manner that would jeopardize its charitable purposes?	4a	X
b Did the foundation make any investment in a prior year (but after December 31, 1969) that could jeopardize its charitable purpose that had not been removed from jeopardy before the first day of the tax year beginning in 2010?	4b	X

**Part VII-B Statements Regarding Activities for Which Form 4720 May Be Required (continued)**

<b>5a</b> During the year did the foundation pay or incur any amount to				
(1)	Carry on propaganda, or otherwise attempt to influence legislation (section 4945(e))?	<input type="checkbox"/> Yes	<input checked="" type="checkbox"/> No	
(2)	Influence the outcome of any specific public election (see section 4955), or to carry on, directly or indirectly, any voter registration drive?	<input type="checkbox"/> Yes	<input checked="" type="checkbox"/> No	
(3)	Provide a grant to an individual for travel, study, or other similar purposes?	<input type="checkbox"/> Yes	<input checked="" type="checkbox"/> No	
(4)	Provide a grant to an organization other than a charitable, etc., organization described in section 509(a)(1), (2), or (3), or section 4940(d)(2)? (see page 22 of the instructions)	<input type="checkbox"/> Yes	<input checked="" type="checkbox"/> No	
(5)	Provide for any purpose other than religious, charitable, scientific, literary, or educational purposes, or for the prevention of cruelty to children or animals?	<input type="checkbox"/> Yes	<input checked="" type="checkbox"/> No	
<b>b</b>	If any answer is "Yes" to 5a(1)–(5), did any of the transactions fail to qualify under the exceptions described in Regulations section 53.4945 or in a current notice regarding disaster assistance (see page 22 of the instructions)?	N/A		<b>5b</b>
	Organizations relying on a current notice regarding disaster assistance check here	<input type="checkbox"/>		
<b>c</b>	If the answer is "Yes" to question 5a(4), does the foundation claim exemption from the tax because it maintained expenditure responsibility for the grant?	N/A		
	If "Yes," attach the statement required by Regulations section 53.4945-5(d)	<input type="checkbox"/> Yes	<input type="checkbox"/> No	
<b>6a</b>	Did the foundation, during the year, receive any funds, directly or indirectly, to pay premiums on a personal benefit contract?	<input type="checkbox"/> Yes	<input checked="" type="checkbox"/> No	
<b>b</b>	Did the foundation, during the year, pay premiums, directly or indirectly, on a personal benefit contract?			<b>6b</b>
	If "Yes" to 6b, file Form 8870			<b>X</b>
<b>7a</b>	At any time during the tax year, was the foundation a party to a prohibited tax shelter transaction?	<input type="checkbox"/> Yes	<input checked="" type="checkbox"/> No	
<b>b</b>	If Yes, did the foundation receive any proceeds or have any net income attributable to the transaction?	N/A		<b>7b</b>

**Part VIII Information About Officers, Directors, Trustees, Foundation Managers, Highly Paid Employees, and Contractors****1 List all officers, directors, trustees, foundation managers and their compensation (see page 22 of the instructions).**

(a) Name and address	(b) Title, and average hours per week devoted to position	(c) Compensation (if not paid, enter -0-)	(d) Contributions to employee benefit plans and deferred compensation	(e) Expense account, other allowances
SEE STATEMENT 6				

**2 Compensation of five highest-paid employees (other than those included on line 1 — see page 23 of the instructions). If none, enter "NONE."**

(a) Name and address of each employee paid more than \$50,000	(b) Title, and average hours per week devoted to position	(c) Compensation	(d) Contributions to employee benefit plans and deferred compensation	(e) Expense account, other allowances
NONE				

Total number of other employees paid over \$50,000

0

**Part VIII Information About Officers, Directors, Trustees, Foundation Managers, Highly Paid Employees, and Contractors (continued)****3 Five highest-paid independent contractors for professional services (see page 23 of the instructions). If none, enter "NONE."**

(a) Name and address of each person paid more than \$50,000	(b) Type of service	(c) Compensation
NONE		

Total number of others receiving over \$50,000 for professional services ▶**Part IX-A Summary of Direct Charitable Activities**

List the foundation's four largest direct charitable activities during the tax year. Include relevant statistical information such as the number of organizations and other beneficiaries served, conferences convened, research papers produced, etc.

	Expenses
1 N/A	
2	
3	
4	

**Part IX-B Summary of Program-Related Investments (see page 24 of the instructions)**

Describe the two largest program-related investments made by the foundation during the tax year on lines 1 and 2

	Amount
1 N/A	
2	
All other program-related investments See page 24 of the instructions	
3	
Total. Add lines 1 through 3 <span style="float: right;">▶</span>	



**Part X Minimum Investment Return** (All domestic foundations must complete this part. Foreign foundations, see page 24 of the instructions.)

<b>1</b>	Fair market value of assets not used (or held for use) directly in carrying out charitable, etc., purposes		
<b>a</b>	Average monthly fair market value of securities	<b>1a</b>	21,552,325
<b>b</b>	Average of monthly cash balances	<b>1b</b>	1,467,860
<b>c</b>	Fair market value of all other assets (see page 25 of the instructions)	<b>1c</b>	0
<b>d</b>	<b>Total</b> (add lines 1a, b, and c)	<b>1d</b>	23,020,185
<b>e</b>	Reduction claimed for blockage or other factors reported on lines 1a and 1c (attach detailed explanation)	<b>1e</b>	0
<b>2</b>	Acquisition indebtedness applicable to line 1 assets	<b>2</b>	0
<b>3</b>	Subtract line 2 from line 1d	<b>3</b>	23,020,185
<b>4</b>	Cash deemed held for charitable activities. Enter 1½ % of line 3 (for greater amount, see page 25 of the instructions)	<b>4</b>	345,303
<b>5</b>	<b>Net value of noncharitable-use assets.</b> Subtract line 4 from line 3. Enter here and on Part V, line 4	<b>5</b>	22,674,882
<b>6</b>	<b>Minimum investment return.</b> Enter 5% of line 5	<b>6</b>	1,133,744

**Part XI Distributable Amount** (see page 25 of the instructions) (Section 4942(j)(3) and (j)(5) private operating foundations and certain foreign organizations check here ☐ and do not complete this part.)

<b>1</b>	Minimum investment return from Part X, line 6	<b>1</b>	1,133,744
<b>2a</b>	Tax on investment income for 2010 from Part VI, line 5	<b>2a</b>	15,538
<b>b</b>	Income tax for 2010 (This does not include the tax from Part VI)	<b>2b</b>	
<b>c</b>	Add lines 2a and 2b	<b>2c</b>	15,538
<b>3</b>	Distributable amount before adjustments. Subtract line 2c from line 1	<b>3</b>	1,118,206
<b>4</b>	Recoveries of amounts treated as qualifying distributions	<b>4</b>	
<b>5</b>	Add lines 3 and 4	<b>5</b>	1,118,206
<b>6</b>	Deduction from distributable amount (see page 25 of the instructions)	<b>6</b>	
<b>7</b>	<b>Distributable amount as adjusted.</b> Subtract line 6 from line 5. Enter here and on Part XIII, line 1	<b>7</b>	1,118,206

**Part XII Qualifying Distributions** (see page 25 of the instructions)

<b>1</b>	Amounts paid (including administrative expenses) to accomplish charitable, etc., purposes		
<b>a</b>	Expenses, contributions, gifts, etc.—total from Part I, column (d), line 26	<b>1a</b>	949,547
<b>b</b>	Program-related investments—total from Part IX-B	<b>1b</b>	
<b>2</b>	Amounts paid to acquire assets used (or held for use) directly in carrying out charitable, etc., purposes	<b>2</b>	
<b>3</b>	Amounts set aside for specific charitable projects that satisfy the		
<b>a</b>	Suitability test (prior IRS approval required)	<b>3a</b>	
<b>b</b>	Cash distribution test (attach the required schedule)	<b>3b</b>	
<b>4</b>	<b>Qualifying distributions.</b> Add lines 1a through 3b. Enter here and on Part V, line 8, and Part XIII, line 4	<b>4</b>	949,547
<b>5</b>	Foundations that qualify under section 4940(e) for the reduced rate of tax on net investment income. Enter 1% of Part I, line 27b (see page 26 of the instructions)	<b>5</b>	0
<b>6</b>	<b>Adjusted qualifying distributions.</b> Subtract line 5 from line 4	<b>6</b>	949,547

**Note.** The amount on line 6 will be used in Part V, column (b), in subsequent years when calculating whether the foundation qualifies for the section 4940(e) reduction of tax in those years.

**Part XIII Undistributed Income** (see page 26 of the instructions)

	(a) Corpus	(b) Years prior to 2009	(c) 2009	(d) 2010
<b>1</b> Distributable amount for 2010 from Part XI, line 7				<b>1,118,206</b>
<b>2</b> Undistributed income, if any, as of the end of 2010				
<b>a</b> Enter amount for 2009 only				
<b>b</b> Total for prior years 20____, 20____, 20____				
<b>3</b> Excess distributions carryover, if any, to 2010				
<b>a</b> From 2005				
<b>b</b> From 2006				
<b>c</b> From 2007				<b>12,593</b>
<b>d</b> From 2008				
<b>e</b> From 2009				<b>12,909</b>
<b>f</b> Total of lines 3a through e	<b>25,502</b>			
<b>4</b> Qualifying distributions for 2010 from Part XII, line 4 ▶ \$ <b>949,547</b>				
<b>a</b> Applied to 2009, but not more than line 2a				
<b>b</b> Applied to undistributed income of prior years (Election required—see page 26 of the instructions)				
<b>c</b> Treated as distributions out of corpus (Election required—see page 26 of the instructions)				
<b>d</b> Applied to 2010 distributable amount				<b>949,547</b>
<b>e</b> Remaining amount distributed out of corpus				
<b>5</b> Excess distributions carryover applied to 2010 (If an amount appears in column (d), the same amount must be shown in column (a) )	<b>25,502</b>			<b>25,502</b>
<b>6</b> Enter the net total of each column as indicated below:				
<b>a</b> Corpus Add lines 3f, 4c, and 4e Subtract line 5				
<b>b</b> Prior years' undistributed income Subtract line 4b from line 2b				
<b>c</b> Enter the amount of prior years' undistributed income for which a notice of deficiency has been issued, or on which the section 4942(a) tax has been previously assessed				
<b>d</b> Subtract line 6c from line 6b Taxable amount—see page 27 of the instructions				
<b>e</b> Undistributed income for 2009 Subtract line 4a from line 2a Taxable amount—see page 27 of the instructions				
<b>f</b> Undistributed income for 2010 Subtract lines 4d and 5 from line 1 This amount must be distributed in 2011				<b>143,157</b>
<b>7</b> Amounts treated as distributions out of corpus to satisfy requirements imposed by section 170(b)(1)(F) or 4942(g)(3) (see page 27 of the instructions)				
<b>8</b> Excess distributions carryover from 2005 not applied on line 5 or line 7 (see page 27 of the instructions)				
<b>9</b> Excess distributions carryover to 2011. Subtract lines 7 and 8 from line 6a				
<b>10</b> Analysis of line 9				
<b>a</b> Excess from 2006				
<b>b</b> Excess from 2007				
<b>c</b> Excess from 2008				
<b>d</b> Excess from 2009				
<b>e</b> Excess from 2010				

**Part XIV Private Operating Foundations** (see page 27 of the instructions and Part VII-A, question 9)

**1a** If the foundation has received a ruling or determination letter that it is a private operating foundation, and the ruling is effective for 2010, enter the date of the ruling ▶

**b** Check box to indicate whether the foundation is a private operating foundation described in section ☐ 4942(j)(3) or ☐ 4942(j)(5)

	Tax year	Prior 3 years			(e) Total
	(a) 2010	(b) 2009	(c) 2008	(d) 2007	
<b>2a</b> Enter the lesser of the adjusted net income from Part I or the minimum investment return from Part X for each year listed					
<b>b</b> 85% of line 2a					
<b>c</b> Qualifying distributions from Part XII, line 4 for each year listed					
<b>d</b> Amounts included in line 2c not used directly for active conduct of exempt activities					
<b>e</b> Qualifying distributions made directly for active conduct of exempt activities Subtract line 2d from line 2c					
<b>3</b> Complete 3a, b, or c for the alternative test relied upon					
<b>a</b> "Assets" alternative test—enter					
<b>(1)</b> Value of all assets					
<b>(2)</b> Value of assets qualifying under section 4942(j)(3)(B)(i)					
<b>b</b> "Endowment" alternative test—enter 2/3 of minimum investment return shown in Part X, line 6 for each year listed					
<b>c</b> "Support" alternative test—enter					
<b>(1)</b> Total support other than gross investment income (interest, dividends, rents, payments on securities loans (section 512(a)(5)), or royalties)					
<b>(2)</b> Support from general public and 5 or more exempt organizations as provided in section 4942(j)(3)(B)(iii)					
<b>(3)</b> Largest amount of support from an exempt organization					
<b>(4)</b> Gross investment income					

**Part XV Supplementary Information** (Complete this part only if the foundation had \$5,000 or more in assets at any time during the year—see page 28 of the instructions.)

**1 Information Regarding Foundation Managers:**

**a** List any managers of the foundation who have contributed more than 2% of the total contributions received by the foundation before the close of any tax year (but only if they have contributed more than \$5,000) (See section 507(d)(2) )  
**NONE**

**b** List any managers of the foundation who own 10% or more of the stock of a corporation (or an equally large portion of the ownership of a partnership or other entity) of which the foundation has a 10% or greater interest  
**NONE**

**2 Information Regarding Contribution, Grant, Gift, Loan, Scholarship, etc., Programs:**

Check here ☐ if the foundation only makes contributions to preselected charitable organizations and does not accept unsolicited requests for funds. If the foundation makes gifts, grants, etc. (see page 28 of the instructions) to individuals or organizations under other conditions, complete items 2a, b, c, and d.

**a** The name, address, and telephone number of the person to whom applications should be addressed  
**JPMORGAN CHASE ATTN JAMES VINOGRAD**  
**270 PARK AVE 28TH FLOOR NEW YORK NY 10017**

**b** The form in which applications should be submitted and information and materials they should include  
**LETTER**

**c** Any submission deadlines  
**NONE**

**d** Any restrictions or limitations on awards, such as by geographical areas, charitable fields, kinds of institutions, or other factors  
**NONE**

**Part XV** **Supplementary Information (continued)****3 Grants and Contributions Paid During the Year or Approved for Future Payment**

<div>Recipient</div> <div>Name and address (home or business)</div>	If recipient is an individual, show any relationship to any foundation manager or substantial contributor	Foundation status of recipient	Purpose of grant or contribution	Amount
<div>a Paid during the year</div> <div><b>SEE STATEMENT 7</b></div>				<div>927,800</div>
<b>Total</b>			▶ <b>3a</b>	<b>927,800</b>
<div>b Approved for future payment</div> <div><b>N/A</b></div>				
<b>Total</b>			▶ <b>3b</b>	

## Part XVI-A Analysis of Income-Producing Activities

Enter gross amounts unless otherwise indicated

Enter gross amounts unless otherwise indicated		Unrelated business income		Excluded by section 512, 513, or 514		(e) Related or exempt function income (See page 28 of the instructions )
		(a) Business code	(b) Amount	(c) Exclusion code	(d) Amount	
<b>1</b>	Program service revenue					
a						
b						
c						
d						
e						
f						
g	Fees and contracts from government agencies					
<b>2</b>	Membership dues and assessments					
<b>3</b>	Interest on savings and temporary cash investments					
<b>4</b>	Dividends and interest from securities			14	480,048	
<b>5</b>	Net rental income or (loss) from real estate					
a	Debt-financed property					
b	Not debt-financed property					
<b>6</b>	Net rental income or (loss) from personal property					
<b>7</b>	Other investment income					
<b>8</b>	Gain or (loss) from sales of assets other than inventory			18	427,731	
<b>9</b>	Net income or (loss) from special events					
<b>10</b>	Gross profit or (loss) from sales of inventory					
<b>11</b>	Other revenue a					
b						
c						
d						
e						
<b>12</b>	Subtotal. Add columns (b), (d), and (e)		0		907,779	0
<b>13</b>	Total. Add line 12, columns (b), (d), and (e)				13 907,779	907,779

(See worksheet in line 13 instructions on page 29 to verify calculations )

## Part XVI-B Relationship of Activities to the Accomplishment of Exempt Purposes

[illegible]

**Part XVII Information Regarding Transfers To and Transactions and Relationships With Noncharitable Exempt Organizations**

- 1 Did the organization directly or indirectly engage in any of the following with any other organization described in section 501(c) of the Code (other than section 501(c)(3) organizations) or in section 527, relating to political organizations?

**a Transfers from the reporting foundation to a noncharitable exempt organization of**

**(1) Cash**

<b>1a(1)</b>	<b>X</b>
--------------	----------

**(2) Other assets**

1a(2)		<b>X</b>
-------	--	----------

**b Other transactions**

**(1) Sales of assets to a noncharitable exempt organization**

1b(1)	X
-------	---

**(2) Purchases of assets from a noncharitable exempt organization**

1b(2)		<b>X</b>
-------	--	----------

**(3) Rental of facilities, equipment, or other assets**

1b(3)		<b>X</b>
-------	--	----------

#### (4) Reimbursement arrangements

1b(4)		<b>X</b>
-------	--	----------

**(5) Loans or loan guarantees**

1b(5)		<b>X</b>
-------	--	----------

**(6) Performance of services or membership or fundraising solicitations**

1b(6)		<b>X</b>
-------	--	----------

**c Sharing of facilities, equipment, mailing lists, other assets, or paid employees**

**d** If the answer to any of the above is "Yes," complete the following schedule. Column (b) should always show the fair market value of the goods, other assets, or services given by the reporting foundation. If the foundation received less than fair market value in any transaction or sharing arrangement, show in column (d) the value of the goods, other assets, or services received.

[illegible]

**2a** Is the foundation directly or indirectly affiliated with, or related to, one or more tax-exempt organizations described in section 501(c) of the Code (other than section 501(c)(3)) or in section 527?

☐ Yes ☒ No

**b If "Yes," complete the following schedule**

(a) Name of organization	(b) Type of organization	(c) Description of relationship
N/A		

**Sign  
Here**

Under penalties of perjury, I declare that I have examined this return, including accompanying schedules and statements, and to the best of my knowledge and belief, it is true, correct, and complete. Declaration of preparer (other than taxpayer or fiduciary) is based on all information of which preparer has any knowledge.

Signature of officer or trustee

Date 7/1/2014

Title

**Paid**

Print/Type preparer's name

Preparer's signature

Date \_\_\_\_\_

Check ☐ if self-employed

Preparer **JEANNE L. TAYLOR**

Firm's name ► J. P. MORGAN SERVICES INC.

PTIN

**Use Only**

Firm's address ► **P. O. BOX 6089**

Firm's EIN ▶

NEWARK, DE 19714-6089

Phone no 302-634-3858

Form **990-PF** (2010)

13-6090903

## Federal Statements

Statement 1 - Form 990-PF, Part I, Line 18 - Taxes

Description	Total	Net Investment	Adjusted Net	Charitable Purpose
EXCISE TAX - QUARTERLY ESTIMATES	\$ 13,200	\$	\$	\$
FOREIGN TAX PAID	3,671	3,671		
TOTAL	\$ 16,871	\$ 3,671	\$ 0	\$ 0

**Statement 2 - Form 990-PF, Part II, Line 10b - Corporate Stock Investments**

<u>Description</u>	<u>Beginning of Year</u>	<u>End of Year</u>	<u>Basis of Valuation</u>	<u>Fair Market Value</u>
SEE ATTACHED	\$ 10,428,446	\$ 12,588,136	COST	\$ 12,980,972
TOTAL	<u>\$ 10,428,446</u>	<u>\$ 12,588,136</u>		<u>\$ 12,980,972</u>

**Statement 3 - Form 990-PF, Part II, Line 10c - Corporate Bond Investments**

<u>Description</u>	<u>Beginning of Year</u>	<u>End of Year</u>	<u>Basis of Valuation</u>	<u>Fair Market Value</u>
SEE ATTACHED	\$ 9,602,150	\$ 8,043,519	COST	\$ 8,403,784
TOTAL	<u>\$ 9,602,150</u>	<u>\$ 8,043,519</u>		<u>\$ 8,403,784</u>

**Statement 4 - Form 990-PF, Part II, Line 15 - Other Assets**

<u>Description</u>	<u>Beginning of Year</u>	<u>End of Year</u>	<u>Fair Market Value</u>
SEE ATTACHED	\$ 1,200,000	\$ 2,048,306	\$ 2,193,459
TOTAL	<u>\$ 1,200,000</u>	<u>\$ 2,048,306</u>	<u>\$ 2,193,459</u>

**Statement 5 - Form 990-PF, Part III, Line 5 - Other Decreases**

<u>Description</u>	<u>Amount</u>
RETURN OF CAPITAL ADJUSTMENTS 2009	\$ 7,567
TOTAL	<u>\$ 7,567</u>



## Federal Statements

5/9/2011 12:48 PM

## Statement 6 - Form 990-PF, Part VIII, Line 1 - List of Officers, Directors, Trustees, Etc.

Name and Address	Title	Average Hours	Compensation	Benefits	Expenses
JP MORGAN CHASE BANK 270 PARK AVENUE NEW YORK NY 10017	TRUSTEE	30.00	140,946	0	0
MS. ELAINE FISKE C/O JPMORGAN CHASE BANK 270 PARK AVE NEW YORK NY 10017	ADVISORY	1.00	0	0	0
MRS. LUCILLE HAYS C/O JPMORGAN CHASE BANK 270 PARK AVE NEW YORK NY 10017	ADVISORY	1.00	0	0	0
MRS. KATHERINE MCBRIDE C/O JPMORGAN CHASE BANK 270 PARK AVE NEW YORK NY 10017	ADVISORY	1.00	0	0	0
MRS KIRKE T HALL C/O JPMORGAN CHASE BANK 270 PARK AVE NEW YORK NY 10017	ADVISORY	1.00	0	0	0
MS. ABIGAIL FISKE C/O JPMORGAN CHASE BANK 270 PARK AVE NEW YORK NY 10017	ADVISORY	1.00	0	0	0
MR. WILLIAM PARSONS, JR., ESQ. C/O JPMORGAN CHASE BANK 270 PARK AVE NEW YORK NY 10017	ADVISORY	1.00	0	0	0
MR. TYLER P HOFFMAN C/O JPMORGAN CHASE BANK 270 PARK AVE NEW YORK NY 10017	ADVISORY	1.00	0	0	0
MRS. ELIZABETH CARROLL C/O JPMORGAN CHASE BANK 270 PARK AVE NEW YORK NY 10017	ADVISORY	1.00	0	0	0

**Form 990-PF, Part XV, Line 1a - Managers Who Contributed Over 2% or \$5,000**

Name of Manager	Amount
NONE	\$
TOTAL	\$ 0

**Form 990-PF, Part XV, Line 1b - Managers Who Own 10% or More Stock**

Name of Manager	Amount
NONE	\$
TOTAL	\$ 0

**Form 990-PF, Part XV, Line 2b - Application Format and Required Contents**

Description
LETTER

**Form 990-PF, Part XV, Line 2c - Submission Deadlines**

Description
NONE

**Form 990-PF, Part XV, Line 2d - Award Restrictions or Limitations**

Description
NONE

13-6090903

## Federal Statements

Statement 7 - Form 990-PF, Part XV, Line 3a - Grants and Contributions Paid During the  
Year

Name	Address	Relationship	Status	Purpose	Amount
FAY SCHOOL					
SOUTHBOROUGH MA		NONE	PUBLIC	GENERAL OPERATING FUND	97,800
NEW ENGLAND WILDLIFE CTR					
HINGHAM MA		NONE	PUBLIC	GENERAL OPERATING FUND	75,000
WGBH					
BOSTON MA		NONE	PUBLIC	GENERAL OPERATING FUND	100,000
NANTUCKET BOYS&GIRLS CLUB					
NANTUCKET MA		NONE	PUBLIC	GENERAL OPERATING FUND	100,000
HILLSIDE SCHOOL					
MARLBOROUGH MA		NONE	PUBLIC	GENERAL OPERATING FUND	100,000
THE BUCKLEY SCHOOL					
NEW YORK NY		NONE	PUBLIC	GENERAL OPERATING FUND	100,000
NANTUCKET CONSERVATION FD					
NANTUCKET MA		NONE	PUBLIC	GENERAL OPERATING FUND	50,000
PERKINS SCHOOL FOR BLIND					
WATERTOWN MA		NONE	PUBLIC	GENERAL OPERATING FUND	100,000
REACH OUT AND READ					
BOSTON MA		NONE	PUBLIC	GENERAL OPERATING FUND	50,000
MYSTIC SEAPORT MUSEUM					
MYSTIC CT		NONE	PUBLIC	GENERAL OPERATING FUND	30,000
DREAMLAND NANTUCKET					
NANTUCKET MA		NONE	PUBLIC	GENERAL OPERATING FUND	25,000
ISLESBORO COMMUNITY CTR					
ISLESBORO ME		NONE	PUBLIC	GENERAL OPERATING FUND	100,000
TOTAL					<u>927,800</u>

ACCOUNTS RECEIVABLE

<u>Description</u>	<u>Amount</u>
2010 INCOME POSTED IN 2011	\$ 16,025
TOTAL	\$ 16,025

ACCT 5897 P14770005  
FROM 01/01/2010  
TO 12/31/2010

JPMORGAN CHASE BANK, N A  
STATEMENT OF CAPITAL GAINS AND LOSSES  
THE WEEZIE FOUNDATION - PRIN

PAGE 38  
RUN 04/27/2011  
09 45 24 AM

TRUST YEAR ENDING 12/31/2010

TAX PREPARER JT4  
TRUST ADMINISTRATOR JV4  
INVESTMENT OFFICER JS8

LEGEND F - FEDERAL S - STATE I - INHERITED  
E - EXEMPT FROM STATE U - ACQ COST UNKNOWN

PROPERTY DESCRIPTION	SHARES	DATE	SALES PRICE	COST BASIS	GAIN/LOSS	TERM
55155 0560 ARTIO INTERNATIONAL EQUITY II - I - 04315J837 - MINOR = 65						
SOLD		06/30/2010	569751 73			
ACQ 55155 0560		03/13/2009	569751 73	440688 90	129062 83	LT15
0000 CMS ENERGY CORP - 125896100 - MINOR = 31001						
SOLD		08/26/2010	39 18			
ACQ 0000			39 18	0.00	39 18	LT15
**CHANGED** 09/28/10 AW4						
26847 8840 EATON VANCE SPL INVT TR - 277905642 - MINOR = 65						
SOLD		09/10/2010	438694 42			
ACQ 26847 8840		10/15/2008	438694 42	382313 87	56380 55	LT15
29331 8920 EATON VANCE SPL INVT TR - 277905642 - MINOR = 65						
SOLD		09/28/2010	490722 55			
ACQ 28089 8880		10/15/2008	469943 82	400000 01	69943 81	LT15
1242 0040		10/15/2008	20778 73	17686 14	3092 59	LT15
0000 EL PASO CORP COM - 28336L109 - MINOR = 31000						
SOLD		12/17/2010	46 81			
ACQ 0000			46 81	0 00	46 81	LT15
**CHANGED** 12/30/10 AW4						
4321 0000 ISHARES LEHMAN US TREASURY INFLATION - 464287176 - MINOR = 08040						
SOLD		06/30/2010	461369 57			
ACQ 4321 0000		10/15/2008	461369 57	415759 87	45609 70	LT15
9958 5060 JPMORGAN ASIA EQUITY FUND - 4812A0706 - MINOR = 08010						
SOLD		02/03/2010	294771 78			
ACQ 9958 5060		05/12/2009	294771 78	240000 00	54771 78	ST
28025 4780 HIGHBRIDGE STATISTICAL MARKET - 4812A2439 - MINOR = 08010						
SOLD		11/26/2010	425987 27			
ACQ 28025 4780		01/12/2010	425987 27	440000 00	-14012 73	ST
211433 6250 JPMORGAN SHORT DURATION BOND FUND - 4812C1330 - MINOR = 08030						
SOLD		02/25/2010	2310969 52			
ACQ 211433 6250		04/07/2008	2310969 52	2268682 80	42286 72	LT15
63517 7080 JPMORGAN SHORT DURATION BOND FUND - 4812C1330 - MINOR = 08030						
SOLD		06/30/2010	695518 90			
ACQ 63517 7080		04/07/2008	695518 90	681545 01	13973 89	LT15
18341 9710 JPMORGAN SHORT DURATION BOND FUND - 4812C1330 - MINOR = 08030						
SOLD		09/29/2010	202678 78			
ACQ 18341 9710		04/07/2008	202678 78	196809 35	5869 43	LT15
0000 LUCENT TECHNOLOGIES INC - 549463107 - MINOR = 31000						
SOLD		06/23/2010	105 62			
ACQ 0000			105 62	0.00	105 62	LT15
**CHANGED** 06/28/10 AW4						
0000 LUCENT TECHNOLOGIES INC - 549463107 - MINOR = 31000						
SOLD		06/23/2010	52 81			
ACQ 0000			52 81	0 00	52 81	LT15
**CHANGED** 06/28/10 AW4						
0000 QWEST COMMUNICATIONS INTL INC - 749121109 - MINOR = 31000						
SOLD		06/29/2010	638 54			
ACQ 0000			638 54	0 00	638 54	LT15
**CHANGED** 07/06/10 AW4						
0000 TIME WARNER INC - 887317105 - MINOR = 31000						
SOLD		03/30/2010	830 04			
ACQ 0000			830 04	0 00	830 04	LT15
**CHANGED** 04/28/10 AW4						
0000 XEROX CORP - 984121103 - MINOR = 31001						
SOLD		02/03/2010	2631 64			
ACQ 0000			2631 64	0 00	2631 64	LT15
**CHANGED** 04/28/10 AW4						
0000 RENAISSANCE RE HLDGS LTD - G7496G103 - MINOR = 31000						
SOLD		07/22/2010	1152 01			
ACQ 0000			1152 01	0 00	1152 01	LT15
**CHANGED** 07/26/10 AW4						
0000 RENAISSANCE RE HLDGS LTD - G7496G103 - MINOR = 31000						
SOLD		11/08/2010	1534 79			
ACQ 0000			1534 79	0 00	1534 79	LT15
**CHANGED** 12/07/10 AW4						
TOTALS			5897495 96	5483485 95		

SUMMARY OF CAPITAL GAINS/LOSSES

FEDERAL	SHORT TERM	LONG TERM 28%	LONG TERM 15%	ST WASH SALE	LT WASH SALE	1250 GAIN
SUBTOTAL FROM ABOVE	40759 05	0 00	373250 96	0 00	0 00	0 00*
COMMON TRUST FUND	0 00	0 00	0 00			0 00
CAPITAL GAIN DIVIDENDS	0 00	0 00	13720 61			0 00
	40759 05	0 00	386971 57	0 00	0 00	0 00
=====	=====	=====	=====	=====	=====	=====

ACCT 5897 P14770005  
FROM 01/01/2010  
TO 12/31/2010

JPMORGAN CHASE BANK, N A  
STATEMENT OF CAPITAL GAINS AND LOSSES  
THE WEEZIE FOUNDATION - PRIN

PAGE 39

RUN 04/27/2011  
09 45 24 AM

TRUST YEAR ENDING 12/31/2010

TAX PREPARER JT4  
TRUST ADMINISTRATOR JV4  
INVESTMENT OFFICER JS8

LEGEND F - FEDERAL S - STATE I - INHERITED  
E - EXEMPT FROM STATE U - ACQ COST UNKNOWN

PROPERTY DESCRIPTION	SHARES	DATE	SALES PRICE	COST BASIS	GAIN/LOSS	TERM
STATE						
SUBTOTAL FROM ABOVE	40759 05	0 00	373250 96	0 00	0 00	0 00*
COMMON TRUST FUND	0 00	0 00	0 00			0 00
CAPITAL GAIN DIVIDENDS	0 00	0 00	13720 61			0 00
	40759 05	0 00	386971 57	0 00	0 00	0 00
* - 1250 GAIN DETAILED ON TRANS PAGES, NOT ABOVE						

CAPITAL LOSS CARRYOVER

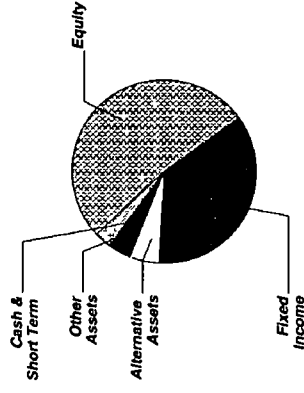
FEDERAL	0 00	0 00
NEW YORK	N/A	N/A

## Account Summary

### PRINCIPAL

Asset Allocation	Beginning Market Value	Ending Market Value	Change In Value	Estimated Annual Income	Current Allocation
Equity	12,121,424.08	12,980,972.06	859,547.98	194,006.94	54%
Alternative Assets	1,238,430.27	1,271,571.68	33,141.41		5%
Cash & Short Term	229,640.39	2,798.29	(226,842.10)	1.39	1%
Fixed Income	8,420,613.42	8,403,783.59	(16,829.83)	293,063.13	36%
Other Assets	466,308.16	921,887.36	455,579.20	12,122.36	4%
<b>Market Value</b>	<b>\$22,476,416.32</b>	<b>\$23,581,012.98</b>	<b>\$1,104,596.66</b>	<b>\$499,193.82</b>	<b>100%</b>

### Asset Allocation



### PRINCIPAL

Portfolio Activity	Current Period Value	Year-to-Date Value
Beginning Market Value	22,476,416.32	21,710,335.59
Withdrawals & Fees	(4,604.71)	(13,804.71)
Net Additions/Withdrawals	(\$4,604.71)	(\$13,804.71)
Change In Investment Value	1,109,201.37	1,884,482.10
<b>Ending Market Value</b>	<b>\$23,581,012.98</b>	<b>\$23,581,012.98</b>

## Account Summary CONTINUED

THE WEEZIE FOUNDATION - PRIN ACCT. P14770005  
For the Period 10/1/10 to 12/31/10

<b>Tax Summary</b>	Current Period Value	Year-to-Date Value
LT Capital Gain Distributions	13,720 61	13,720 61
ST Realized Gain/Loss	(14,012 73)	40,759 05
LT Realized Gain/Loss	1,581 60	373,250 96
<b>Realized Gain/Loss</b>	<b>\$1,289.48</b>	<b>\$427,730.62</b>

	To-Date Value
<b>Unrealized Gain/Loss</b>	<b>\$826,682.24</b>

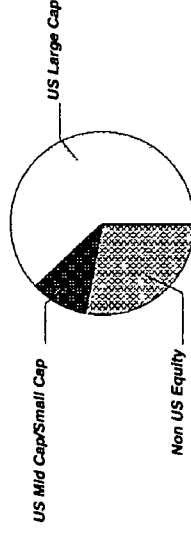
<b>Cost Summary</b>	Cost
Equity	12,588,135 83
Cash & Short Term	2,798 29
Fixed Income	8,043,518 76
Other Assets	848,306 18
<b>Total</b>	<b>\$21,482,759.06</b>



## Equity Summary

Asset Categories	Beginning Market Value	Ending Market Value	Change In Value	Current Allocation
US Large Cap	7,207,863 99	8,132,572.26	924,708 27	34%
US Mid Cap/Small Cap	1,560,674 06	1,274,418 75	(286,255 31)	5%
Non US Equity	3,352,886 03	3,573,981 05	221,095 02	15%
<b>Total Value</b>	<b>\$12,121,424.08</b>	<b>\$12,980,972.06</b>	<b>\$859,547.98</b>	<b>54%</b>

### Asset Categories



### Market Value/Cost

	Current Period Value
Market Value	12,980,972 06
Tax Cost	12,588,135 83
Unrealized Gain/Loss	392,836 23
Estimated Annual Income	194,006 94
Yield	1 49%

# J.P.Morgan

THE WEEZIE FOUNDATION - PRIN ACCT. P14770005  
For the Period 10/1/10 to 12/31/10

## Equity Detail

	Quantity	Price	Market Value	Tax Cost Adjusted Original	Unrealized Gain/Loss	Estimated Annual Income Accrued Dividends	Yield
<b>US Large Cap</b>							
CULLEN HIGH DIVIDEND EQUITY FUND 230001-40-6 CHDV X	120,521 139	12 00	1,446,253 67	1,432,139 48	14,114 19	37,482 07	2 59%
JPMORGAN INTREPID AMERICA FUND SELECT SHARE CLASS FUND 1206 4812A2-10-8 JPIA X	81,184 423	22 93	1,861,558 82	1,996,324 96	(134,766 14)	47,249 33	2 54%
JPMORGAN RESEARCH MARKET NEUTRAL FUND - SEL 48121A-71-2 JMNS X	29,948 642	15 44	462,407 03	460,589 36	1,817 67		
JPMORGAN US LARGE CAP CORE PLUS FUND SELECT FUND 1002 4812A2-38-9 JLPS X	138,465 513	20 67	2,862,082 15	2,938,270 75	(76,188 60)	43,478 17	1 52%
THORNBURG VALUE FUND FD CL I 885215-63-2 TVIF X	43,549 219	34 45	1,500,270 59	1,818,288 00	(318,017 41)	12,847 01	0 86%
<b>Total US Large Cap</b>	<b>413,668 936</b>		<b>\$8,132,572 26</b>	<b>\$8,645,612 55</b>	<b>(\$513,040 29)</b>	<b>\$141,056 58</b>	<b>1 73%</b>
<b>US Mid Cap/Small Cap</b>							
ISHARES RUSSELL MIDCAP INDEX FUND 464287-49-9 IWR	12,525 000	101 75	1,274,418 75	966,583 60	307,835 15	18,511 95	1 45%

**THE WEEZIE FOUNDATION - PRIN ACCT. P14770005**  
**For the Period 10/1/10 to 12/31/10**

	Quantity	Price	Market Value	Tax Cost		Unrealized Gain/Loss	Estimated Annual Income		Yield
				Adjusted Original	Accrued Dividends				
Non US Equity									
ABERDEEN ASIA PACIFIC EX JAPAN EQUITY INSTITUTIONAL FUND 003021-69-8 AAPL X	62,776 967	12 37	776,551 08	612,420 00		164,131 08			
ARTIO INTERNATIONAL EQUITY II - I 04315J-83-7 JETI X	37,836 183	12 46	471,438.84	302,311 10		169,127 74	9,761.73		2 07 %
ARTISAN INTL VALUE FUND - INV 04314H-88-1 ARTK X	19,068 591	27 11	516,949 50	441,653 00		75,296 50	6,750 28		1 31 %
DODGE & COX INTERNATIONAL STOCK 256206-10-3 DODF X	14,251 689	35 71	508,927 81	448,321.00		60,606 81	7,054.58		1 39 %
JPMORGAN ASIA EQ FD INSTL CL 1135 4812A0-71-4 JPAI X	21,194 587	38 01	805,606 25	730,594 30		75,011 95	2,500 96		0 31 %
VANGUARD EMERGING MARKET ETF 922042-85-8 VWO	10,271 000	48.15	494,507 57	440,640.28		53,867.29	8,370.86		1 69 %
Total Non US Equity	165,399.017		\$3,573,981.05	\$2,975,939.68		\$598,041.37	\$34,438.41		0.96 %

## Alternative Assets Summary

Asset Categories	Beginning Estimated Value	Ending Estimated Value	Change In Value	Current Allocation	Asset Categories
Hedge Funds	1,238,430.27	1,271,571.68	33,141.41	5%	



## Alternative Assets Detail

Hedge Funds	Quantity	Price	Estimated Value	Cost
BLACKSTONE PARTNERS OFFSHORE FUND LTD CLASS H2 - LEAD SERIES 4 (NON SELF-DEALING FIDUCIARY INVESTORS - NEW ISSUES INELIGIBLE) N/O Client 092913-93-8	1,195,800	1,063.36 11/30/10	1,271,571.68	1,200,000.00

## Cash & Short Term Summary

Asset Categories	Beginning Market Value	Ending Market Value	Change In Value	Current Allocation	
Cash	229,640 39	2,798 29	(226,842 10)	1%	

### Asset Categories



Market Value/Cost	Current Period Value
Market Value	2,798 29
Tax Cost	2,798 29
Estimated Annual Income	1 39
Yield	0 05 %

Note <sup>1</sup> This is the Annual Percentage Yield (APY) which is the rate earned if balances remain on deposit for a full year with compounding, there is no change in the interest rate and all interest is left in the account

## Cash & Short Term Detail

	Quantity	Price	Market Value	Tax Cost		Unrealized Gain/Loss	Estimated Annual Income		Yield
				Adjusted	Original		Accrued Interest		
Cash									
US DOLLAR	2,798 29	1 00	2,798 29	2,798 29			1 39		0.05 % <sup>1</sup>

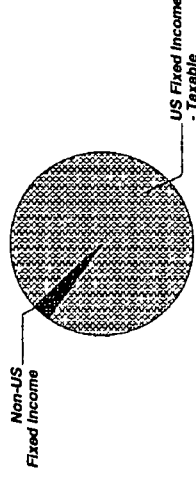
## Fixed Income Summary

Asset Categories	Beginning Market Value	Ending Market Value	Change In Value	Current Allocation
US Fixed Income - Taxable	8,181,353 83	8,170,178 34	(11,175 49)	35%
Non-US Fixed Income	239,259 59	233,605 25	(5,654 34)	1%
<b>Total Value</b>	<b>\$8,420,613.42</b>	<b>\$8,403,783.59</b>	<b>(\$16,829.83)</b>	<b>36%</b>

### Asset Categories



Market Value/Cost	Current Period Value
Market Value	8,403,783.59
Tax Cost	8,043,518 76
Unrealized Gain/Loss	360,264 83
Estimated Annual Income	293,063 13
Yield	3.49 %



### SUMMARY BY MATURITY

Fixed Income	Market Value	% of Bond Portfolio
Less than 5 years <sup>1</sup>	8,403,783 59	100%

<sup>1</sup> The years indicate the number of years until the bond is scheduled to mature based on the statement end date. Some bonds may be called, or paid in full, before their stated maturity.

### SUMMARY BY TYPE

Fixed Income	Market Value	% of Bond Portfolio
International Bonds	233,605 25	3%
Mutual Funds	8,170,178 34	97%
<b>Total Value</b>	<b>\$8,403,783.59</b>	<b>100%</b>

## Fixed Income Detail

	Quantity	Price	Market Value	Tax Cost		Unrealized Gain/Loss	Estimated		Yield
				Adjusted	Original		Annual Income	Accrued Interest	
US Fixed Income - Taxable									
ISHARES BARCLAYS TIPS BOND FUND 464287-17-6	6,019 000	107 52	647,162 88	579,138 78		68,024 10	16,209 16		2.50 %
PAYDEN HIGH INCOME FUND 704329-57-2	155,711 294	7 24	1,127,349 77	1,063,356 84		63,992 93	82,838 40		7.35 %
EATON VANCE MUT FDS TR FLT RT CL I 277911-49-1	102,438 859	8 96	917,852 18	898,388 79		19,463 39	35,751 16		3 90 %
JPMORGAN INTERNATIONAL CURRENCY INCOME FUND 30-Day Annualized Yield 1 28% 4812A3-29-6	39,476 433	11 25	444,109 87	433,846 00		10,263 87	4,697 69		1 06 %
JPMORGAN STRATEGIC INCOME OPPORTUNITIES FUND 3844 30-Day Annualized Yield 2 95% 4812A4-35-1	74,481 002	11 83	881,110 25	859,511 00		21,599 25	39,474 93		4.48 %
JPMORGAN SHORT DURATION BOND FUND SELECT CLASS FUND 3133 30-Day Annualized Yield 1 09% 4812C1-33-0	313,928 780	10 97	3,443,798 72	3,368,455 80		75,342 92	74,715 04		2.17 %

THE WEEZIE FOUNDATION - PRIN ACCT. P14770005  
For the Period 10/1/10 to 12/31/10

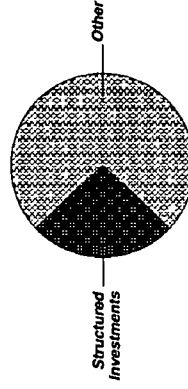
	Quantity	Price	Market Value	Tax Cost Adjusted Original	Unrealized Gain/Loss	Estimated Annual Income Accrued Interest	Yield
<b>US Fixed Income - Taxable</b>							
VANGUARD FIXED INCOME SECS F INTR TRM CP PT (FUND 71) 922031-88-5	71,451 076	9 92	708,794 67	618,686 55	90,108.12	33,867.81	4 78 %
<b>Total US Fixed Income - Taxable</b>	<b>763,506.444</b>		<b>\$8,170,178.34</b>	<b>\$7,821,383.76</b>	<b>\$348,794.58</b>	<b>\$287,554.19</b>	<b>3.52 %</b>
<b>Non-US Fixed Income</b>							
DREYFUS/LAUREL FDS TR PRM EMRGN MK I 261980-49-4	16,155 273	14 46	233,605 25	222,135 00	11,470 25	5,508 94	2 36 %



## Other Assets Summary

Asset Categories	Beginning Estimated Value	Ending Estimated Value	Change In Value	Current Allocation
Structured Investments	0 00	235,980 00	235,980.00	1%
Other	466,308 16	685,907 36	219,599 20	3%
<b>Total Value</b>	<b>\$466,308.16</b>	<b>\$921,887.36</b>	<b>\$455,579.20</b>	<b>4%</b>

### Asset Categories



### Market Value/Cost

	Current Period Value
Estimated Value	921,887 36
Tax Cost	848,306 18
Estimated Gain/Loss	73,581 18
Estimated Annual Income	12,122 36
Yield	1 31 %

## Other Assets Detail

	Quantity	Price	Estimated Value	Cost Adjusted Original	Estimated Gain/Loss	Accruals
<b>Structured Investments</b>						
GS GOLD CPN NOTE 10/07/11 5%CPN, 20% BARRIER, 16 5% MAX RET STRIKE (LIVE) \$1316 25/OZ DD 10/01/10 38143U-NF-4	225,000 000	104 88	235,980.00	222,750 00	13,230 00	
<b>Other</b>						
ARBITRAGE FUNDS - I CL I 03875R-20-5 ARBN X	13,838 640	12 79	176,996 21	181,286 18	(4,289 97)	
EATON VANCE MUT FDS TR GLOBAL MACRO - I 277923-72-8 EIGM X	21,359 135	10.27	219,358 32	222,135 00	(2,776 68)	
HIGHBRIDGE DYNAMIC COMMODITIES STRATEGY FUND - SE 48121A-67-0 HDCS X	14,948 520	19 37	289,552 83	222,135 00	67,417 83	
UNITS-JPMCB INTER FIXED INC SEC FD REPRESENTS INTEREST IN RESIDUAL BALANCE Bearer 5529JB-9F-7	42,096 000				N/A	
<b>Total Other</b>	<b>92,242.295</b>		<b>\$685,907.36</b>	<b>\$625,556.18</b>	<b>\$60,351.18</b>	

## Account Summary

### INCOME

Asset Allocation	Beginning Market Value	Ending Market Value	Change In Value	Estimated Annual Income	Current Allocation
Cash & Short Term	959,894.12	183,454.11	(776,440.01)	91.72	100%
<b>Market Value</b>	<b>\$959,894.12</b>	<b>\$183,454.11</b>	<b>(\$776,440.01)</b>	<b>\$91.72</b>	<b>100%</b>
Accruals	8,689.20	7,671.00	(1,018.20)		
<b>Market Value with Accruals</b>	<b>\$968,583.32</b>	<b>\$191,125.11</b>	<b>(\$777,458.21)</b>		

### INCOME

Portfolio Activity	Current Period Value	Year-to-Date Value
<b>Beginning Market Value</b>	<b>959,894.12</b>	<b>770,408.79</b>
Withdrawals & Fees	(965,046.97)	(1,068,745.63)
<b>Net Additions/Withdrawals</b>	<b>(\$965,046.97)</b>	<b>(\$1,068,745.63)</b>
Income	188,606.96	481,790.95
<b>Ending Market Value</b>	<b>\$183,454.11</b>	<b>\$183,454.11</b>
Accruals	7,671.00	7,671.00
<b>Market Value with Accruals</b>	<b>\$191,125.11</b>	<b>\$191,125.11</b>

## Account Summary CONTINUED

<b>Tax Summary</b>	<b>Current Period Value</b>	<b>Year-to-Date Value</b>
Domestic Dividends/Distributions	188,454.47	480,778.90
Interest Income	152.49	1,012.05
<b>Taxable Income</b>	<b>\$188,606.96</b>	<b>\$481,790.95</b>

<b>Cost Summary</b>	<b>Cost</b>
Cash & Short Term	183,454.11
<b>Total</b>	<b>\$183,454.11</b>

Equity Summary

Asset Categories	Beginning Market Value	Ending Market Value	Change In Value	Current Allocation
Non US Equity	0 00	0 00	0 00	

Market Value/Cost	Current Period Value
Accrued Dividends	61 46

Equity Detail

	Quantity	Price	Market Value	Tax Cost Adjusted Original	Unrealized Gain/Loss	Estimated Annual Income		Yield
						Accrued Dividends		
Non US Equity								
JPMORGAN ASIA EQ FD INSTL CL 1135					N/A			
4812A0-71-4 JPAI						61 46		

## Cash & Short Term Summary

Asset Categories	Beginning Market Value	Ending Market Value	Change In Value	Current Allocation
Cash	959,894 12	183,454 11	(776,440 01)	100%

Market Value/Cost	Current Period Value
Market Value	183,454 11
Tax Cost	183,454 11
Estimated Annual Income	91 72
Accrued Interest	22 75
Yield	0 05 %

Note: <sup>1</sup> This is the Annual Percentage Yield (APY) which is the rate earned if balances remain on deposit for a full year with compounding, there is no change in the interest rate and all interest is left in the account

## Cash & Short Term Detail

	Quantity	Price	Market Value	Tax Cost Adjusted Original	Unrealized Gain/Loss	Estimated Annual Income Accrued Interest	Yield
Cash							
US DOLLAR	183,454 11	1 00	183,454 11	183,454 11		91.72 22 75	0 05 % <sup>1</sup>

## Fixed Income Summary

Asset Categories	Beginning Market Value	Ending Market Value	Change In Value	Current Allocation
US Fixed Income - Taxable	0 00	0 00	0 00	

Market Value/Cost	Current Period Value
Accrued Interest	7,586 79

## Fixed Income Detail

	Quantity	Price	Market Value	Tax Cost		Unrealized Gain/Loss	Estimated		Yield
				Adjusted	Original		Annual Income	Accrued Interest	
US Fixed Income - Taxable									
JPMORGAN INTERNATIONAL CURRENCY INCOME FUND 4812A3-29-6						N/A		31.58	
JPMORGAN STRATEGIC INCOME OPPORTUNITIES FUND 3844 4812A4-35-1						N/A		2,532 35	

THE WEEZIE FOUNDATION - INCOME ACCT. P14770104  
For the Period 10/1/10 to 12/31/10

	Quantity	Price	Market Value	Tax Cost		Unrealized Gain/Loss	Estimated		Yield
				Adjusted Original			Annual Income	Accrued Interest	
US Fixed Income - Taxable									
JPMORGAN SHORT DURATION BOND FUND									
SELECT CLASS									
FUND 3133									
4812C1-33-0									
N/A									
5,022.86									
Total US Fixed Income - Taxable									
			\$0.00	\$0.00	\$0.00	\$0.00	\$0.00	\$7,586.79	0.00%