



See a Social Security Number? Say Something!
Report Privacy Problems to <https://public.resource.org/privacy>
Or call the IRS Identity Theft Hotline at 1-800-908-4490



Return of Private Foundation

OMB No 1545-0052

or Section 4947(a)(1) Nonexempt Charitable Trust
Treated as a Private Foundation

2010

Department of the Treasury
Internal Revenue Service

Note The foundation may be able to use a copy of this return to satisfy state reporting requirements.

For calendar year 2010, or tax year beginning , and ending

G Check all that apply: ☐ Initial return ☐ Initial return of a former public charity ☐ Final return
☐ Amended return ☒ Address change ☐ Name change

| | | |
|---|--|--|
| Name of foundation UTOPIA FUND C/O EISNERLUBIN LLP | | A Employer identification number 13-1963929 |
| Number and street (or P O box number if mail is not delivered to street address) 1411 BROADWAY, 9TH FLOOR | Room/suite | B Telephone number 212-751-9100 |
| City or town, state, and ZIP code NEW YORK, NY 10018 | | C If exemption application is pending, check here <input type="checkbox"/> |
| H Check type of organization: <input checked="" type="checkbox"/> Section 501(c)(3) exempt private foundation <input type="checkbox"/> Section 4947(a)(1) nonexempt charitable trust <input type="checkbox"/> Other taxable private foundation | | D 1. Foreign organizations, check here <input type="checkbox"/> 2. Foreign organizations meeting the 85% test, check here and attach computation <input type="checkbox"/> |
| I Fair market value of all assets at end of year (from Part II, col. (c), line 16) \$ 3,263,392. | J Accounting method: <input checked="" type="checkbox"/> Cash <input type="checkbox"/> Accrual <input type="checkbox"/> Other (specify) _____ | E If private foundation status was terminated under section 507(b)(1)(A), check here <input type="checkbox"/> |
| (Part I, column (d) must be on cash basis) | | F If the foundation is in a 60-month termination under section 507(b)(1)(B), check here <input type="checkbox"/> |


| Part I Analysis of Revenue and Expenses (The total of amounts in columns (b), (c), and (d) may not necessarily equal the amounts in column (a)) | | (a) Revenue and expenses per books | (b) Net investment income | (c) Adjusted net income | (d) Disbursements for charitable purposes (cash basis only) |
|--|--|------------------------------------|---------------------------|-------------------------|---|
| 1 Contributions, gifts, grants, etc., received | | | | N/A | |
| 2 Check <input checked="" type="checkbox"/> if the foundation is not required to attach Sch B | | | | | |
| 3 Interest on savings and temporary cash investments | | 195. | 195. | | STATEMENT 1 |
| 4 Dividends and interest from securities | | 77,706. | 77,706. | | STATEMENT 2 |
| 5a Gross rents | | | | | |
| b Net rental income or (loss) | | | | | |
| 6a Net gain or (loss) from sale of assets not on line 10 | | <138,280.> | | | |
| b Gross sales price for all assets on line 6a | | 529,140. | | | |
| 7 Capital gain net income (from Part IV, line 2) | | | 0. | | |
| 8 Net short-term capital gain | | | | | |
| 9 Income modifications | | | | | |
| 10a Gross sales less returns and allowances | | | | | |
| b Less Cost of goods sold | | | | | |
| c Gross profit or (loss) | | | | | |
| 11 Other income | | | | | |
| 12 Total. Add lines 1 through 11 | | <60,379.> | 77,901. | | |
| 13 Compensation of officers, directors, trustees, etc | | 0. | 0. | | 0. |
| 14 Other employee salaries and wages | | | | | |
| 15 Pension plans, employee benefits | | | | | |
| 16a Legal fees | | | | | |
| b Accounting fees | | 2,925. | 0. | | 2,925. |
| c Other professional fees | | 11,680. | 680. | | 0. |
| 17 Interest | | | | | |
| 18 Taxes | | 2,452. | 634. | | 0. |
| 19 Depreciation and depletion | | | | | |
| 20 Occupancy | | | | | |
| 21 Travel, conferences, and meetings | | | | | |
| 22 Printing and publications | | | | | |
| 23 Other expenses | | 250. | 0. | | 250. |
| 24 Total operating and administrative expenses. Add lines 13 through 23 | | 17,307. | 12,314. | | 3,175. |
| 25 Contributions, gifts, grants paid | | 157,250. | | | 157,250. |
| 26 Total expenses and disbursements. Add lines 24 and 25 | | 174,557. | 12,314. | | 160,425. |
| 27 Subtract line 26 from line 12: | | | | | |
| a Excess of revenue over expenses and disbursements | | <234,936.> | | | |
| b Net investment income (if negative, enter -0-) | | | 65,587. | | |
| c Adjusted net income (if negative, enter -0-) | | | | N/A | |

023501
12-07-10

LHA For Paperwork Reduction Act Notice, see the instructions.

Form 990-PF (2010)

SCANNED MAY 18 2011



P 8

| Part II Balance Sheets | | Attached schedules and amounts in the description column should be for end-of-year amounts only | | | Beginning of year | End of year | |
|-----------------------------|---|---|--|------------|-------------------|----------------|-----------------------|
| | | | | | (a) Book Value | (b) Book Value | (c) Fair Market Value |
| Assets | 1 | Cash - non-interest-bearing | | | 14,976. | 15,658. | 15,658. |
| | 2 | Savings and temporary cash investments | | | 37,651. | 150,691. | 150,691. |
| | 3 | Accounts receivable ▶ | | | | | |
| | | Less: allowance for doubtful accounts ▶ | | | | | |
| | 4 | Pledges receivable ▶ | | | | | |
| | | Less: allowance for doubtful accounts ▶ | | | | | |
| | 5 | Grants receivable | | | | | |
| | 6 | Receivables due from officers, directors, trustees, and other disqualified persons | | | | | |
| | 7 | Other notes and loans receivable ▶ | | | | | |
| | | Less: allowance for doubtful accounts ▶ | | | | | |
| | 8 | Inventories for sale or use | | | | | |
| | 9 | Prepaid expenses and deferred charges | | | | | |
| | 10a | Investments - U.S. and state government obligations STMT 7 | | | 318,161. | 321,841. | 338,792. |
| | b | Investments - corporate stock STMT 8 | | | 1,824,644. | 1,513,677. | 2,260,379. |
| | c | Investments - corporate bonds STMT 9 | | | 409,601. | 369,218. | 385,878. |
| 11 | Investments - land, buildings, and equipment basis ▶ | | | | | | |
| | Less: accumulated depreciation ▶ | | | | | | |
| 12 | Investments - mortgage loans | | | | | | |
| 13 | Investments - other STMT 10 | | | 59,580. | 58,845. | 110,740. | |
| 14 | Land, buildings, and equipment: basis ▶ | | | | | | |
| | Less: accumulated depreciation ▶ | | | | | | |
| 15 | Other assets (describe ▶ <u>DIVIDEND RECEIVABLE</u>) | | | 1,507. | 1,254. | 1,254. | |
| 16 | Total assets (to be completed by all filers) | | | 2,666,120. | 2,431,184. | 3,263,392. | |
| Liabilities | 17 | Accounts payable and accrued expenses | | | | | |
| | 18 | Grants payable | | | | | |
| | 19 | Deferred revenue | | | | | |
| | 20 | Loans from officers, directors, trustees, and other disqualified persons | | | | | |
| | 21 | Mortgages and other notes payable | | | | | |
| | 22 | Other liabilities (describe ▶) | | | | | |
| 23 | Total liabilities (add lines 17 through 22) | | | 0. | 0. | | |
| Net Assets or Fund Balances | Foundations that follow SFAS 117, check here ▶ <input type="checkbox"/> | | | | | | |
| | and complete lines 24 through 26 and lines 30 and 31. | | | | | | |
| | 24 | Unrestricted | | | | | |
| | 25 | Temporarily restricted | | | | | |
| | 26 | Permanently restricted | | | | | |
| | Foundations that do not follow SFAS 117, check here ▶ <input checked="" type="checkbox"/> | | | | | | |
| | and complete lines 27 through 31 | | | | | | |
| | 27 | Capital stock, trust principal, or current funds | | | 2,666,120. | 2,431,184. | |
| 28 | Paid-in or capital surplus, or land, bldg., and equipment fund | | | 0. | 0. | | |
| 29 | Retained earnings, accumulated income, endowment, or other funds | | | 0. | 0. | | |
| 30 | Total net assets or fund balances | | | 2,666,120. | 2,431,184. | | |
| 31 | Total liabilities and net assets/fund balances | | | 2,666,120. | 2,431,184. | | |

Part III Analysis of Changes in Net Assets or Fund Balances

| | | | |
|---|---|---|------------|
| 1 | Total net assets or fund balances at beginning of year - Part II, column (a), line 30 (must agree with end-of-year figure reported on prior year's return) | 1 | 2,666,120. |
| 2 | Enter amount from Part I, line 27a | 2 | <234,936.> |
| 3 | Other increases not included in line 2 (itemize) ▶ | 3 | 0. |
| 4 | Add lines 1, 2, and 3 | 4 | 2,431,184. |
| 5 | Decreases not included in line 2 (itemize) ▶ | 5 | 0. |
| 6 | Total net assets or fund balances at end of year (line 4 minus line 5) - Part II, column (b), line 30 | 6 | 2,431,184. |

Part IV Capital Gains and Losses for Tax on Investment Income

| (a) List and describe the kind(s) of property sold (e.g., real estate, 2-story brick warehouse; or common stock, 200 shs. MLC Co.) | | (b) How acquired P - Purchase D - Donation | (c) Date acquired (mo., day, yr.) | (d) Date sold (mo., day, yr.) |
|--|--|--|--------------------------------------|----------------------------------|
| 1a | | | | |
| b SEE ATTACHED STATEMENT | | | | |
| c | | | | |
| d | | | | |
| e | | | | |

| (e) Gross sales price | (f) Depreciation allowed (or allowable) | (g) Cost or other basis plus expense of sale | (h) Gain or (loss) (e) plus (f) minus (g) |
|-----------------------|--|---|--|
| a | | | |
| b | | | |
| c | | | |
| d | | | |
| e 529,140. | | 667,420. | <138,280.> |

Complete only for assets showing gain in column (h) and owned by the foundation on 12/31/69

| (i) F.M.V. as of 12/31/69 | (j) Adjusted basis as of 12/31/69 | (k) Excess of col. (i) over col. (j), if any | (l) Gains (Col. (h) gain minus col. (k), but not less than -0-) or Losses (from col. (h)) |
|---------------------------|--------------------------------------|---|---|
| a | | | |
| b | | | |
| c | | | |
| d | | | |
| e | | | <138,280.> |

| | | | |
|--|---|----------|------------|
| 2 Capital gain net income or (net capital loss) | { If gain, also enter in Part I, line 7 If (loss), enter -0- in Part I, line 7 | 2 | <138,280.> |
| 3 Net short-term capital gain or (loss) as defined in sections 1222(5) and (6): If gain, also enter in Part I, line 8, column (c). If (loss), enter -0- in Part I, line 8 | | 3 | N/A |

Part V Qualification Under Section 4940(e) for Reduced Tax on Net Investment Income

(For optional use by domestic private foundations subject to the section 4940(a) tax on net investment income.)

If section 4940(d)(2) applies, leave this part blank.

Was the foundation liable for the section 4942 tax on the distributable amount of any year in the base period?

☐ Yes ☒ No

If "Yes," the foundation does not qualify under section 4940(e). Do not complete this part.

1 Enter the appropriate amount in each column for each year; see instructions before making any entries.

| (a) Base period years Calendar year (or tax year beginning in) | (b) Adjusted qualifying distributions | (c) Net value of noncharitable-use assets | (d) Distribution ratio (col. (b) divided by col. (c)) |
|--|--|--|---|
| 2009 | 117,985. | 2,790,971. | .042274 |
| 2008 | 103,250. | 3,508,694. | .029427 |
| 2007 | 251,368. | 4,117,398. | .061050 |
| 2006 | 152,155. | 3,730,997. | .040781 |
| 2005 | 196,600. | 3,576,713. | .054967 |

| | | |
|--|----------|------------|
| 2 Total of line 1, column (d) | 2 | .228499 |
| 3 Average distribution ratio for the 5-year base period - divide the total on line 2 by 5, or by the number of years the foundation has been in existence if less than 5 years | 3 | .045700 |
| 4 Enter the net value of noncharitable-use assets for 2010 from Part X, line 5 | 4 | 3,121,266. |
| 5 Multiply line 4 by line 3 | 5 | 142,642. |
| 6 Enter 1% of net investment income (1% of Part I, line 27b) | 6 | 656. |
| 7 Add lines 5 and 6 | 7 | 143,298. |
| 8 Enter qualifying distributions from Part XII, line 4 If line 8 is equal to or greater than line 7, check the box in Part VI, line 1b, and complete that part using a 1% tax rate. See the Part VI instructions. | 8 | 160,425. |

Part VI Excise Tax Based on Investment Income (Section 4940(a), 4940(b), 4940(e), or 4948 - see instructions)

| | | | |
|--|-----------|----|--------|
| 1a Exempt operating foundations described in section 4940(d)(2), check here <input type="checkbox"/> and enter "N/A" on line 1. Date of ruling or determination letter: _____ (attach copy of letter if necessary-see instructions) | | 1 | 656. |
| b Domestic foundations that meet the section 4940(e) requirements in Part V, check here <input checked="" type="checkbox"/> and enter 1% of Part I, line 27b | | | |
| c All other domestic foundations enter 2% of line 27b. Exempt foreign organizations enter 4% of Part I, line 12, col. (b). | | 2 | 0. |
| 2 Tax under section 511 (domestic section 4947(a)(1) trusts and taxable foundations only. Others enter -0-) | | 3 | 656. |
| 3 Add lines 1 and 2 | | 4 | 0. |
| 4 Subtitle A (income) tax (domestic section 4947(a)(1) trusts and taxable foundations only. Others enter -0-) | | 5 | 656. |
| 5 Tax based on investment income Subtract line 4 from line 3. If zero or less, enter -0- | | | |
| 6 Credits/Payments: | | | |
| a 2010 estimated tax payments and 2009 overpayment credited to 2010 | 6a 2,596. | 7 | 2,596. |
| b Exempt foreign organizations - tax withheld at source | 6b | 8 | |
| c Tax paid with application for extension of time to file (Form 8868) | 6c | 9 | |
| d Backup withholding erroneously withheld | 6d | 10 | 1,940. |
| 7 Total credits and payments. Add lines 6a through 6d | | 11 | 0. |
| 8 Enter any penalty for underpayment of estimated tax. Check here <input type="checkbox"/> if Form 2220 is attached | | | |
| 9 Tax due. If the total of lines 5 and 8 is more than line 7, enter amount owed | | | |
| 10 Overpayment. If line 7 is more than the total of lines 5 and 8, enter the amount overpaid | | | |
| 11 Enter the amount of line 10 to be: Credited to 2011 estimated tax <input checked="" type="checkbox"/> 1,940. Refunded <input type="checkbox"/> | | | |

Part VII-A Statements Regarding Activities

| | Yes | No |
|--|-----|----|
| 1a During the tax year, did the foundation attempt to influence any national, state, or local legislation or did it participate or intervene in any political campaign? | | X |
| 1b Did it spend more than \$100 during the year (either directly or indirectly) for political purposes (see instructions for definition)? If the answer is "Yes" to 1a or 1b, attach a detailed description of the activities and copies of any materials published or distributed by the foundation in connection with the activities. | | X |
| c Did the foundation file Form 1120-POL for this year? | | X |
| d Enter the amount (if any) of tax on political expenditures (section 4955) imposed during the year: (1) On the foundation. <input checked="" type="checkbox"/> \$ 0. (2) On foundation managers. <input checked="" type="checkbox"/> \$ 0. | | |
| e Enter the reimbursement (if any) paid by the foundation during the year for political expenditure tax imposed on foundation managers. <input checked="" type="checkbox"/> \$ 0. | | |
| 2 Has the foundation engaged in any activities that have not previously been reported to the IRS? If "Yes," attach a detailed description of the activities | | X |
| 3 Has the foundation made any changes, not previously reported to the IRS, in its governing instrument, articles of incorporation, or bylaws, or other similar instruments? If "Yes," attach a conformed copy of the changes | | X |
| 4a Did the foundation have unrelated business gross income of \$1,000 or more during the year? | | X |
| b If "Yes," has it filed a tax return on Form 990-T for this year? | | |
| 5 Was there a liquidation, termination, dissolution, or substantial contraction during the year? If "Yes," attach the statement required by General Instruction T | | X |
| 6 Are the requirements of section 508(e) (relating to sections 4941 through 4945) satisfied either: • By language in the governing instrument, or • By state legislation that effectively amends the governing instrument so that no mandatory directions that conflict with the state law remain in the governing instrument? | X | |
| 7 Did the foundation have at least \$5,000 in assets at any time during the year? If "Yes," complete Part II, col. (c), and Part XV | X | |
| 8a Enter the states to which the foundation reports or with which it is registered (see instructions) <input checked="" type="checkbox"/> NY | | |
| b If the answer is "Yes" to line 7, has the foundation furnished a copy of Form 990-PF to the Attorney General (or designate) of each state as required by General Instruction G? If "No," attach explanation | X | |
| 9 Is the foundation claiming status as a private operating foundation within the meaning of section 4942(j)(3) or 4942(j)(5) for calendar year 2010 or the taxable year beginning in 2010 (see instructions for Part XIV)? If "Yes," complete Part XIV | | X |
| 10 Did any persons become substantial contributors during the tax year? If "Yes," attach a schedule listing their names and addresses | | X |

Form **990-PF** (2010)

Part VII-A Statements Regarding Activities (continued)

| | | | | |
|----|--|----|-----|----|
| 11 | At any time during the year, did the foundation, directly or indirectly, own a controlled entity within the meaning of section 512(b)(13)? If "Yes," attach schedule (see instructions) | 11 | | X |
| 12 | Did the foundation acquire a direct or indirect interest in any applicable insurance contract before August 17, 2008? | 12 | | X |
| 13 | Did the foundation comply with the public inspection requirements for its annual returns and exemption application? Website address ► N/A | 13 | X | |
| 14 | The books are in care of ► EISNERLUBIN, LLP Telephone no. ► 212-751-9100 Located at ► 1411 BROADWAY, 9TH FLOOR, NEW YORK, NY ZIP+4 ► 10018 | | | |
| 15 | Section 4947(a)(1) nonexempt charitable trusts filing Form 990-PF in lieu of Form 1041 - Check here and enter the amount of tax-exempt interest received or accrued during the year | 15 | N/A | |
| 16 | At any time during calendar year 2010, did the foundation have an interest in or a signature or other authority over a bank, securities, or other financial account in a foreign country? See page 20 of the instructions for exceptions and filing requirements for Form TD F 90-22.1. If "Yes," enter the name of the foreign country ► | 16 | Yes | No |
| | | | | X |

Part VII-B Statements Regarding Activities for Which Form 4720 May Be Required

File Form 4720 if any item is checked in the "Yes" column, unless an exception applies.

| | Yes | No |
|---|---|----|
| 1a During the year did the foundation (either directly or indirectly): | | |
| (1) Engage in the sale or exchange, or leasing of property with a disqualified person? | <input type="checkbox"/> Yes <input checked="" type="checkbox"/> No | |
| (2) Borrow money from, lend money to, or otherwise extend credit to (or accept it from) a disqualified person? | <input type="checkbox"/> Yes <input checked="" type="checkbox"/> No | |
| (3) Furnish goods, services, or facilities to (or accept them from) a disqualified person? | <input type="checkbox"/> Yes <input checked="" type="checkbox"/> No | |
| (4) Pay compensation to, or pay or reimburse the expenses of, a disqualified person? | <input type="checkbox"/> Yes <input checked="" type="checkbox"/> No | |
| (5) Transfer any income or assets to a disqualified person (or make any of either available for the benefit or use of a disqualified person)? | <input type="checkbox"/> Yes <input checked="" type="checkbox"/> No | |
| (6) Agree to pay money or property to a government official? (Exception. Check "No" if the foundation agreed to make a grant to or to employ the official for a period after termination of government service, if terminating within 90 days.) | <input type="checkbox"/> Yes <input checked="" type="checkbox"/> No | |
| b If any answer is "Yes" to 1a(1)-(6), did any of the acts fail to qualify under the exceptions described in Regulations section 53.4941(d)-3 or in a current notice regarding disaster assistance (see page 22 of the instructions)? Organizations relying on a current notice regarding disaster assistance check here | N/A | 1b |
| c Did the foundation engage in a prior year in any of the acts described in 1a, other than excepted acts, that were not corrected before the first day of the tax year beginning in 2010? | | 1c |
| 2 Taxes on failure to distribute income (section 4942) (does not apply for years the foundation was a private operating foundation defined in section 4942(j)(3) or 4942(j)(5)): | | |
| a At the end of tax year 2010, did the foundation have any undistributed income (lines 6d and 6e, Part XIII) for tax year(s) beginning before 2010? If "Yes," list the years ► | <input type="checkbox"/> Yes <input checked="" type="checkbox"/> No | |
| b Are there any years listed in 2a for which the foundation is not applying the provisions of section 4942(a)(2) (relating to incorrect valuation of assets) to the year's undistributed income? (If applying section 4942(a)(2) to all years listed, answer "No" and attach statement - see instructions.) | N/A | 2b |
| c If the provisions of section 4942(a)(2) are being applied to any of the years listed in 2a, list the years here. ► | | |
| 3a Did the foundation hold more than a 2% direct or indirect interest in any business enterprise at any time during the year? | <input type="checkbox"/> Yes <input checked="" type="checkbox"/> No | |
| b If "Yes," did it have excess business holdings in 2010 as a result of (1) any purchase by the foundation or disqualified persons after May 26, 1969; (2) the lapse of the 5-year period (or longer period approved by the Commissioner under section 4943(c)(7)) to dispose of holdings acquired by gift or bequest; or (3) the lapse of the 10-, 15-, or 20-year first phase holding period? (Use Schedule C, Form 4720, to determine if the foundation had excess business holdings in 2010.) | N/A | 3b |
| 4a Did the foundation invest during the year any amount in a manner that would jeopardize its charitable purposes? | | 4a |
| b Did the foundation make any investment in a prior year (but after December 31, 1969) that could jeopardize its charitable purpose that had not been removed from jeopardy before the first day of the tax year beginning in 2010? | | 4b |
| | | X |

Form 990-PF (2010)

Part VII-B Statements Regarding Activities for Which Form 4720 May Be Required (continued)**5a** During the year did the foundation pay or incur any amount to:

(1) Carry on propaganda, or otherwise attempt to influence legislation (section 4945(e))?

☐ Yes ☒ No

(2) Influence the outcome of any specific public election (see section 4955); or to carry on, directly or indirectly, any voter registration drive?

☐ Yes ☒ No

(3) Provide a grant to an individual for travel, study, or other similar purposes?

☐ Yes ☒ No

(4) Provide a grant to an organization other than a charitable, etc., organization described in section 509(a)(1), (2), or (3), or section 4940(d)(2)?

☐ Yes ☒ No

(5) Provide for any purpose other than religious, charitable, scientific, literary, or educational purposes, or for the prevention of cruelty to children or animals?

☐ Yes ☒ No**b** If any answer is "Yes" to 5a(1)-(5), did any of the transactions fail to qualify under the exceptions described in Regulations section 53.4945 or in a current notice regarding disaster assistance (see instructions)?

N/A

5b

Organizations relying on a current notice regarding disaster assistance check here

☒**c** If the answer is "Yes" to question 5a(4), does the foundation claim exemption from the tax because it maintained expenditure responsibility for the grant?

N/A

☐ Yes ☐ No

If "Yes," attach the statement required by Regulations section 53.4945-5(d).

6a Did the foundation, during the year, receive any funds, directly or indirectly, to pay premiums on a personal benefit contract?☐ Yes ☒ No**b** Did the foundation, during the year, pay premiums, directly or indirectly, on a personal benefit contract?

6b

X

If "Yes" to 6b, file Form 8870

7a At any time during the tax year, was the foundation a party to a prohibited tax shelter transaction?☐ Yes ☒ No**b** If "Yes," did the foundation receive any proceeds or have any net income attributable to the transaction?

N/A

7b

Part VIII Information About Officers, Directors, Trustees, Foundation Managers, Highly Paid Employees, and Contractors**1** List all officers, directors, trustees, foundation managers and their compensation.

| (a) Name and address | (b) Title, and average hours per week devoted to position | (c) Compensation (If not paid, enter -0-) | (d) Contributions to employee benefit plans and deferred compensation | (e) Expense account, other allowances |
|---|---|---|---|---------------------------------------|
| CATHERINE M. RANDOLPH C/O EISNERLUBIN LLP, 1411 BROADWAY NEW YORK, NY 10018 | TRUSTEE 10.00 | 0. | 0. | 0. |
| | | | | |
| | | | | |
| | | | | |
| | | | | |
| | | | | |
| | | | | |
| | | | | |

2 Compensation of five highest-paid employees (other than those included on line 1). If none, enter "NONE."

| (a) Name and address of each employee paid more than \$50,000 | (b) Title, and average hours per week devoted to position | (c) Compensation | (d) Contributions to employee benefit plans and deferred compensation | (e) Expense account, other allowances |
|---|---|------------------|---|---------------------------------------|
| NONE | | | | |
| | | | | |
| | | | | |
| | | | | |
| | | | | |
| | | | | |
| | | | | |
| | | | | |

Total number of other employees paid over \$50,000

0

Form 990-PF (2010)

Part X Minimum Investment Return (All domestic foundations must complete this part. Foreign foundations, see instructions.)

| | | | |
|----------|---|-----------|------------|
| 1 | Fair market value of assets not used (or held for use) directly in carrying out charitable, etc., purposes: | | |
| a | Average monthly fair market value of securities | 1a | 2,982,250. |
| b | Average of monthly cash balances | 1b | 185,167. |
| c | Fair market value of all other assets | 1c | 1,381. |
| d | Total (add lines 1a, b, and c) | 1d | 3,168,798. |
| e | Reduction claimed for blockage or other factors reported on lines 1a and 1c (attach detailed explanation) | 1e | 0. |
| 2 | Acquisition indebtedness applicable to line 1 assets | 2 | 0. |
| 3 | Subtract line 2 from line 1d | 3 | 3,168,798. |
| 4 | Cash deemed held for charitable activities. Enter 1 1/2% of line 3 (for greater amount, see instructions) | 4 | 47,532. |
| 5 | Net value of noncharitable-use assets. Subtract line 4 from line 3. Enter here and on Part V, line 4 | 5 | 3,121,266. |
| 6 | Minimum investment return. Enter 5% of line 5 | 6 | 156,063. |

Part XI Distributable Amount (see instructions) (Section 4942(j)(3) and (j)(5) private operating foundations and certain foreign organizations check here ☐ and do not complete this part.)

| | | | |
|-----------|---|-----------|----------|
| 1 | Minimum investment return from Part X, line 6 | 1 | 156,063. |
| 2a | Tax on investment income for 2010 from Part VI, line 5 | 2a | 656. |
| b | Income tax for 2010. (This does not include the tax from Part VI.) | 2b | |
| c | Add lines 2a and 2b | 2c | 656. |
| 3 | Distributable amount before adjustments. Subtract line 2c from line 1 | 3 | 155,407. |
| 4 | Recoveries of amounts treated as qualifying distributions | 4 | 0. |
| 5 | Add lines 3 and 4 | 5 | 155,407. |
| 6 | Deduction from distributable amount (see instructions) | 6 | 0. |
| 7 | Distributable amount as adjusted. Subtract line 6 from line 5. Enter here and on Part XIII, line 1 | 7 | 155,407. |

Part XII Qualifying Distributions (see instructions)

| | | | |
|----------|---|-----------|----------|
| 1 | Amounts paid (including administrative expenses) to accomplish charitable, etc., purposes: | | |
| a | Expenses, contributions, gifts, etc. - total from Part I, column (d), line 26 | 1a | 160,425. |
| b | Program-related investments - total from Part IX-B | 1b | 0. |
| 2 | Amounts paid to acquire assets used (or held for use) directly in carrying out charitable, etc., purposes | 2 | |
| 3 | Amounts set aside for specific charitable projects that satisfy the: | | |
| a | Suitability test (prior IRS approval required) | 3a | |
| b | Cash distribution test (attach the required schedule) | 3b | |
| 4 | Qualifying distributions. Add lines 1a through 3b. Enter here and on Part V, line 8, and Part XIII, line 4 | 4 | 160,425. |
| 5 | Foundations that qualify under section 4940(e) for the reduced rate of tax on net investment income. Enter 1% of Part I, line 27b | 5 | 656. |
| 6 | Adjusted qualifying distributions. Subtract line 5 from line 4 | 6 | 159,769. |

Note. The amount on line 6 will be used in Part V, column (b), in subsequent years when calculating whether the foundation qualifies for the section 4940(e) reduction of tax in those years.

Part XIII Undistributed Income (see instructions)

| | (a) Corpus | (b) Years prior to 2009 | (c) 2009 | (d) 2010 |
|---|---------------|----------------------------|-------------|-------------|
| 1 Distributable amount for 2010 from Part XI, line 7 | | | | 155,407. |
| 2 Undistributed income, if any, as of the end of 2010 | | | | |
| a Enter amount for 2009 only | | | 0. | |
| b Total for prior years: | | 0. | | |
| 3 Excess distributions carryover, if any, to 2010: | | | | |
| a From 2005 | | | | |
| b From 2006 | | | | |
| c From 2007 | 18,136. | | | |
| d From 2008 | | | | |
| e From 2009 | | | | |
| f Total of lines 3a through e | 18,136. | | | |
| 4 Qualifying distributions for 2010 from Part XII, line 4: ▶ \$ | 160,425. | | | |
| a Applied to 2009, but not more than line 2a | | | 0. | |
| b Applied to undistributed income of prior years (Election required - see instructions) | | 0. | | |
| c Treated as distributions out of corpus (Election required - see instructions) | 0. | | | |
| d Applied to 2010 distributable amount | | | | 155,407. |
| e Remaining amount distributed out of corpus | 5,018. | | | |
| 5 Excess distributions carryover applied to 2010 (If an amount appears in column (d), the same amount must be shown in column (a)) | 0. | | | 0. |
| 6 Enter the net total of each column as indicated below: | | | | |
| a Corpus. Add lines 3f, 4c, and 4e. Subtract line 5 | 23,154. | | | |
| b Prior years' undistributed income. Subtract line 4b from line 2b | | 0. | | |
| c Enter the amount of prior years' undistributed income for which a notice of deficiency has been issued, or on which the section 4942(a) tax has been previously assessed | | 0. | | |
| d Subtract line 6c from line 6b. Taxable amount - see instructions | | 0. | | |
| e Undistributed income for 2009. Subtract line 4a from line 2a. Taxable amount - see instr. | | | 0. | |
| f Undistributed income for 2010. Subtract lines 4d and 5 from line 1. This amount must be distributed in 2011 | | | | 0. |
| 7 Amounts treated as distributions out of corpus to satisfy requirements imposed by section 170(b)(1)(F) or 4942(g)(3) | 0. | | | |
| 8 Excess distributions carryover from 2005 not applied on line 5 or line 7 | 0. | | | |
| 9 Excess distributions carryover to 2011. Subtract lines 7 and 8 from line 6a | 23,154. | | | |
| 10 Analysis of line 9: | | | | |
| a Excess from 2006 | | | | |
| b Excess from 2007 | 18,136. | | | |
| c Excess from 2008 | | | | |
| d Excess from 2009 | | | | |
| e Excess from 2010 | 5,018. | | | |

Part XIV Private Operating Foundations (see instructions and Part VII-A, question 9) **N/A**

1 a If the foundation has received a ruling or determination letter that it is a private operating foundation, and the ruling is effective for 2010, enter the date of the ruling ▶

b Check box to indicate whether the foundation is a private operating foundation described in section ☐ 4942(j)(3) or ☐ 4942(j)(5)

| | Tax year | Prior 3 years | | | (e) Total |
|--|----------|---------------|----------|----------|-----------|
| | (a) 2010 | (b) 2009 | (c) 2008 | (d) 2007 | |
| 2 a Enter the lesser of the adjusted net income from Part I or the minimum investment return from Part X for each year listed | | | | | |
| b 85% of line 2a | | | | | |
| c Qualifying distributions from Part XII, line 4 for each year listed | | | | | |
| d Amounts included in line 2c not used directly for active conduct of exempt activities | | | | | |
| e Qualifying distributions made directly for active conduct of exempt activities. | | | | | |
| 3 Subtract line 2d from line 2c. Complete 3a, b, or c for the alternative test relied upon: | | | | | |
| a "Assets" alternative test - enter: | | | | | |
| (1) Value of all assets | | | | | |
| (2) Value of assets qualifying under section 4942(j)(3)(B)(i) | | | | | |
| b "Endowment" alternative test - enter 2/3 of minimum investment return shown in Part X, line 6 for each year listed | | | | | |
| c "Support" alternative test - enter: | | | | | |
| (1) Total support other than gross investment income (interest, dividends, rents, payments on securities loans (section 512(a)(5)), or royalties) | | | | | |
| (2) Support from general public and 5 or more exempt organizations as provided in section 4942(j)(3)(B)(iii) | | | | | |
| (3) Largest amount of support from an exempt organization | | | | | |
| (4) Gross investment income | | | | | |

Part XV Supplementary Information (Complete this part only if the foundation had \$5,000 or more in assets at any time during the year-see the instructions.)

1 Information Regarding Foundation Managers:

a List any managers of the foundation who have contributed more than 2% of the total contributions received by the foundation before the close of any tax year (but only if they have contributed more than \$5,000). (See section 507(d)(2).)

NONE

b List any managers of the foundation who own 10% or more of the stock of a corporation (or an equally large portion of the ownership of a partnership or other entity) of which the foundation has a 10% or greater interest.

NONE

2 Information Regarding Contribution, Grant, Gift, Loan, Scholarship, etc., Programs:

Check here ☒ if the foundation only makes contributions to preselected charitable organizations and does not accept unsolicited requests for funds. If the foundation makes gifts, grants, etc. (see instructions) to individuals or organizations under other conditions, complete items 2a, b, c, and d.

a The name, address, and telephone number of the person to whom applications should be addressed:

FOUNDATION DOES NOT ACCEPT APPLICATIONS FOR GRANTS

b The form in which applications should be submitted and information and materials they should include:

N/A

c Any submission deadlines:

N/A

d Any restrictions or limitations on awards, such as by geographical areas, charitable fields, kinds of institutions, or other factors:

N/A

Part XV **Supplementary Information** (continued)

| 3 Grants and Contributions Paid During the Year or Approved for Future Payment | | | | |
|---|---|--------------------------------|----------------------------------|----------------------|
| Recipient | If recipient is an individual, show any relationship to any foundation manager or substantial contributor | Foundation status of recipient | Purpose of grant or contribution | Amount |
| Name and address (home or business) | | | | |
| a Paid during the year SEE SCHEDULE ATTACHED | N/A | PUBLIC | UNRESTRICTED | 157,250. |
| Total | | | | ▶ 3a 157,250. |
| b Approved for future payment NONE | | | | |
| Total | | | | ▶ 3b 0. |

Part IV Capital Gains and Losses for Tax on Investment Income

| (a) List and describe the kind(s) of property sold, e.g., real estate, 2-story brick warehouse; or common stock, 200 shs. MLC Co. | | (b) How acquired P - Purchase D - Donation | (c) Date acquired (mo., day, yr.) | (d) Date sold (mo., day, yr.) |
|--|--|--|--------------------------------------|----------------------------------|
| 1a SEE SCHEDULE ATTACHED | | P | VARIOUS | VARIOUS |
| b SEE SCHEDULE ATTACHED | | P | VARIOUS | VARIOUS |
| c AOL TIME WARNER INC SECURITIES LITIGATION SETTLEM | | P | VARIOUS | VARIOUS |
| d HEALTHSOUTH CORP SECURITIES LITIGATION SETTLEMENT | | P | VARIOUS | VARIOUS |
| e WORLDCOM INC SECURITIES LITIGATION SETTLEMENT | | P | VARIOUS | VARIOUS |
| f WILLIAMS COMPANIES SECURITIES LITIGATION SETTLEME | | P | VARIOUS | VARIOUS |
| g CAPITAL GAINS DIVIDENDS | | | | |
| h | | | | |
| i | | | | |
| j | | | | |
| k | | | | |
| l | | | | |
| m | | | | |
| n | | | | |
| o | | | | |

| (e) Gross sales price | (f) Depreciation allowed (or allowable) | (g) Cost or other basis plus expense of sale | (h) Gain or (loss) (e) plus (f) minus (g) |
|-----------------------|--|---|--|
| a 38,650. | | 49,680. | <11,030.> |
| b 481,806. | | 617,740. | <135,934.> |
| c 505. | | | 505. |
| d 1,813. | | | 1,813. |
| e 8. | | | 8. |
| f 340. | | | 340. |
| g 6,018. | | | 6,018. |
| h | | | |
| i | | | |
| j | | | |
| k | | | |
| l | | | |
| m | | | |
| n | | | |
| o | | | |

Complete only for assets showing gain in column (h) and owned by the foundation on 12/31/69

| (i) F.M.V. as of 12/31/69 | (j) Adjusted basis as of 12/31/69 | (k) Excess of col. (i) over col. (j), if any | (l) Losses (from col. (h)) Gains (excess of col. (h) gain over col. (k), but not less than "-0-") |
|---------------------------|--------------------------------------|---|---|
| a | | | <11,030.> |
| b | | | <135,934.> |
| c | | | 505. |
| d | | | 1,813. |
| e | | | 8. |
| f | | | 340. |
| g | | | 6,018. |
| h | | | |
| i | | | |
| j | | | |
| k | | | |
| l | | | |
| m | | | |
| n | | | |
| o | | | |

| | | |
|---|---|------------|
| 2 Capital gain net income or (net capital loss) { If gain, also enter in Part I, line 7 If (loss), enter "-0-" in Part I, line 7 } | 2 | <138,280.> |
| 3 Net short-term capital gain or (loss) as defined in sections 1222(5) and (6): If gain, also enter in Part I, line 8, column (c). If (loss), enter "-0-" in Part I, line 8 } | 3 | N/A |

FORM 990-PF INTEREST ON SAVINGS AND TEMPORARY CASH INVESTMENTS STATEMENT 1

| SOURCE | AMOUNT |
|--|--------|
| THROUGH BANK OF AMERICA, N.A. | 195. |
| TOTAL TO FORM 990-PF, PART I, LINE 3, COLUMN A | 195. |

FORM 990-PF DIVIDENDS AND INTEREST FROM SECURITIES STATEMENT 2

| SOURCE | GROSS AMOUNT | CAPITAL GAINS DIVIDENDS | COLUMN (A) AMOUNT |
|----------------------------------|--------------|----------------------------|----------------------|
| THROUGH BANK OF AMERICA, N.A. | 83,724. | 6,018. | 77,706. |
| TOTAL TO FM 990-PF, PART I, LN 4 | 83,724. | 6,018. | 77,706. |

FORM 990-PF ACCOUNTING FEES STATEMENT 3

| DESCRIPTION | (A) EXPENSES PER BOOKS | (B) NET INVEST- MENT INCOME | (C) ADJUSTED NET INCOME | (D) CHARITABLE PURPOSES |
|------------------------------|------------------------------|-----------------------------------|-------------------------------|-------------------------------|
| TAX PREPARATION FEE | 2,925. | 0. | | 2,925. |
| TO FORM 990-PF, PG 1, LN 16B | 2,925. | 0. | | 2,925. |

FORM 990-PF OTHER PROFESSIONAL FEES STATEMENT 4

| DESCRIPTION | (A) EXPENSES PER BOOKS | (B) NET INVEST- MENT INCOME | (C) ADJUSTED NET INCOME | (D) CHARITABLE PURPOSES |
|---|------------------------------|-----------------------------------|-------------------------------|-------------------------------|
| BANK OF AMERICA, N.A.: TRUSTEE & EXECUTOR FEES | 11,680. | 11,680. | | 0. |
| TO FORM 990-PF, PG 1, LN 16C | 11,680. | 11,680. | | 0. |

| FORM 990-PF | TAXES | | | STATEMENT | 5 |
|-----------------------------|------------------------------|-----------------------------------|-------------------------------|-------------------------------|---|
| DESCRIPTION | (A) EXPENSES PER BOOKS | (B) NET INVEST- MENT INCOME | (C) ADJUSTED NET INCOME | (D) CHARITABLE PURPOSES | |
| FOREIGN TAXES | 634. | 634. | | 0. | |
| FEDERAL EXCISE TAX | 1,818. | 0. | | 0. | |
| TO FORM 990-PF, PG 1, LN 18 | 2,452. | 634. | | 0. | |

| FORM 990-PF | OTHER EXPENSES | | | STATEMENT | 6 |
|-----------------------------|------------------------------|-----------------------------------|-------------------------------|-------------------------------|---|
| DESCRIPTION | (A) EXPENSES PER BOOKS | (B) NET INVEST- MENT INCOME | (C) ADJUSTED NET INCOME | (D) CHARITABLE PURPOSES | |
| NYS CHARITABLE FILING FEE | 250. | 0. | | 250. | |
| TO FORM 990-PF, PG 1, LN 23 | 250. | 0. | | 250. | |

| FORM 990-PF | U.S. AND STATE/CITY GOVERNMENT OBLIGATIONS | | | STATEMENT | 7 |
|--|--|----------------|------------|----------------------|---|
| DESCRIPTION | U.S. GOV'T | OTHER GOV'T | BOOK VALUE | FAIR MARKET VALUE | |
| SEE SCHEDULE ATTACHED | X | | 321,841. | 338,792. | |
| TOTAL U.S. GOVERNMENT OBLIGATIONS | | | 321,841. | 338,792. | |
| TOTAL STATE AND MUNICIPAL GOVERNMENT OBLIGATIONS | | | | | |
| TOTAL TO FORM 990-PF, PART II, LINE 10A | | | 321,841. | 338,792. | |

| | | | |
|-------------|-----------------|-----------|---|
| FORM 990-PF | CORPORATE STOCK | STATEMENT | 8 |
|-------------|-----------------|-----------|---|

| DESCRIPTION | BOOK VALUE | FAIR MARKET VALUE |
|---|------------|-------------------|
| SEE SCHEDULE ATTACHED | 1,513,677. | 2,260,379. |
| TOTAL TO FORM 990-PF, PART II, LINE 10B | 1,513,677. | 2,260,379. |

| | | | |
|-------------|-----------------|-----------|---|
| FORM 990-PF | CORPORATE BONDS | STATEMENT | 9 |
|-------------|-----------------|-----------|---|

| DESCRIPTION | BOOK VALUE | FAIR MARKET VALUE |
|---|------------|-------------------|
| SEE SCHEDULE ATTACHED | 369,218. | 385,878. |
| TOTAL TO FORM 990-PF, PART II, LINE 10C | 369,218. | 385,878. |

| | | | |
|-------------|-------------------|-----------|----|
| FORM 990-PF | OTHER INVESTMENTS | STATEMENT | 10 |
|-------------|-------------------|-----------|----|

| DESCRIPTION | VALUATION METHOD | BOOK VALUE | FAIR MARKET VALUE |
|--|------------------|------------|-------------------|
| SEE SCHEDULE ATTACHED | COST | 58,845. | 110,740. |
| TOTAL TO FORM 990-PF, PART II, LINE 13 | | 58,845. | 110,740. |

Utopia Fund
Grant List
12/31/10

2010

Charitable Disbursements:

| | |
|---|-----------------|
| Brearley School - Capital Campaign | 10000 |
| Brooks School | 5000 |
| Columbia University Speakers Fund | 2500 |
| Harvard College- Patel Scholarship Fund | \$100,000 |
| Hospital for Special Surgery | \$2,500 |
| Ridgefield Emergency Fund | 10000 |
| Ridgefield Police Benevolent Fund | 250 |
| Sarcoma Foundation | 500 |
| Search and Care | 500 |
| Sidwell Friends | 500 |
| Vassar College - Sarah Tod Fitz Randolph Scholarship Fund | \$5,000 |
| Visiting Nurse Association | \$3,000 |
| Welcome to Ridgefield | \$7,500 |
| Wellesley College | <u>\$10,000</u> |
| Total | \$157,250 |

Trade Date



Bank of America Private Wealth Management

Portfolio Detail

Account: 41-01-100-5830285 UTOPIA FUND DTD 12/15/50

Dec 01, 2010 through Dec 31, 2010

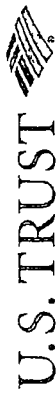
| Units | Description | CUSIP | Market Value(1)/ Market Price | Accrued Income | Average Unit Cost | Tax Cost/ Average Unit Cost | Unrealized Gain/Loss | Estimated Annual Income | Cur Yld/ YTM |
|-------------------------|--|-----------|----------------------------------|-------------------|---------------------|--------------------------------|-------------------------|----------------------------|-----------------|
| Cash/Currency | | | | | | | | | |
| Cash Equivalents | | | | | | | | | |
| 0.000 | BANK OF AMERICA MONEY MARKET SAVINGS ACCOUNT (Income Investment) | 994458719 | \$0.00 | \$1.26 | \$0.00 | \$0.00 | \$0.00 | \$0.00 | 0.0% |
| 150,690.500 | BANK OF AMERICA MONEY MARKET SAVINGS ACCOUNT | 994458719 | 150,690.50 | 21.70 | 150,690.50 | 1,000 | 0.00 | 165.76 | 0.1 |
| | Total Cash Equivalents | | \$150,690.50 | \$22.96 | \$150,690.50 | | \$0.00 | \$165.76 | 0.1% |
| | Total Cash/Currency | | \$150,690.50 | \$22.96 | \$150,690.50 | | \$0.00 | \$165.76 | 0.1% |

| | | | | | | | | | |
|-------------------------------|---|-----------|---------------------|---------------|---------------------|--------|---------------------|-------------------|-------------|
| Equities | | | | | | | | | |
| Consumer Discretionary | | | | | | | | | |
| 400.000 | AUTOZONE INC Ticker: AZO | 053332102 | \$109,036.00 | \$0.00 | \$35,745.60 | 89,364 | \$73,290.40 | \$0.00 | 0.0% |
| 2,000.000 | LOWES COS INC Ticker: LOW | 548661107 | 50,160.00 | 0.00 | 40,595.00 | 20,298 | 9,565.00 | 880.00 | 1.8 |
| 1,020.000 | STANLEY BLACK & DECKER INC Ticker: SWK | 854502101 | 68,207.40 | 0.00 | 50,154.80 | 49,171 | 18,052.60 | 1,387.20 | 2.0 |
| 2,000.000 | YUM BRANDS INC Ticker: YUM | 988498101 | 98,100.00 | 0.00 | 26,914.40 | 13,457 | 71,185.60 | 2,000.00 | 2.0 |
| | Total Consumer Discretionary | | \$325,503.40 | \$0.00 | \$153,409.80 | | \$172,093.60 | \$4,267.20 | 1.3% |

| | | | | | | | | | |
|-------------------------|------------------------------------|-----------|-------------|--------|-------------|--------|-------------|------------|------|
| Consumer Staples | | | | | | | | | |
| 1,100.000 | COLGATE PALMOLIVE CO Ticker: CL | 194162103 | \$88,407.00 | \$0.00 | \$19,481.00 | 17,710 | \$68,926.00 | \$2,332.00 | 2.6% |
| 1,800.000 | CVS CAREMARK CORP Ticker: CVS | 126650100 | 62,586.00 | 0.00 | 71,974.44 | 39,986 | -9,388.44 | 630.00 | 1.0 |
| 800.000 | PROCTER & GAMBLE CO Ticker: PG | 742718109 | 51,464.00 | 0.00 | 50,158.72 | 62,698 | 1,305.28 | 1,541.60 | 3.0 |
| 1,700.000 | SYSCO CORP Ticker: SY | 871829107 | 49,980.00 | 0.00 | 40,450.31 | 23,794 | 9,529.69 | 1,768.00 | 3.5 |

(1) Market Value in the Portfolio Detail section does not include Accrued Income

Trade Date



Bank of America Private Wealth Management

Portfolio Detail

Account: 41-01-100-5830285 UTOPIA FUND DTD 12/15/50

Dec 01, 2010 through Dec 31, 2010

| Units | Description | CUSIP | Market Value(1)/ Market Price | Accrued Income | Average Unit Cost | Tax Cost/ Unit Cost | Unrealized Gain/Loss | Estimated Annual Income | Cur Yld/ YTM |
|--------------------------------|--|-----------|----------------------------------|-------------------|-----------------------|------------------------|-------------------------|----------------------------|-----------------|
| Equities (cont) | | | | | | | | | |
| Consumer Staples (cont) | | | | | | | | | |
| Total Consumer Staples | | | \$252,437.00 | \$0.00 | \$182,064.47 | | \$70,372.53 | \$6,271.60 | 2.5% |
| Energy | | | | | | | | | |
| 1,100,000 | DEVON ENERGY CORP NEW Ticker: DVN | 25179M103 | \$86,361.00 78.510 | \$0.00 | \$26,961.25 24.510 | | \$59,399.75 | \$704.00 | 0.8% |
| 800,000 | EXXON MOBIL CORP Ticker: XOM | 30231G102 | 58,496.00 73.120 | 0.00 | 49,253.76 61.567 | | 9,242.24 | 1,408.00 | 2.4 |
| 2,000,000 | SUNCOR ENERGY INC NEW COM CANADA Ticker: SU | 867224107 | 76,580.00 38.290 | 0.00 | 22,768.30 11.384 | | 53,811.70 | 793.58 | 1.0 |
| 3,000,000 | WILLIAMS COS INC DEL Ticker: WMB | 969457100 | 74,160.00 24.720 | 0.00 | 91,806.97 30.602 | | -17,646.97 | 1,500.00 | 2.0 |
| Total Energy | | | \$295,597.00 | \$0.00 | \$190,790.28 | | \$104,806.72 | \$4,405.58 | 1.5% |
| Financials | | | | | | | | | |
| 1,000,000 | ACE LTD SWITZERLAND Ticker: ACE | H0023R105 | \$62,250.00 62.250 | \$330.00 | \$47,123.00 47.123 | | \$15,127.00 | \$1,320.00 | 2.1% |
| 1,200,000 | AFLAC INC Ticker: AFL | 001055102 | 67,716.00 56.430 | 0.00 | 14,445.76 12.038 | | 53,270.24 | 1,440.00 | 2.1 |
| 1,700,000 | BANK NEW YORK MELLON CORP Ticker: BK | 064058100 | 51,340.00 30.200 | 0.00 | 17,144.50 10.085 | | 34,195.50 | 612.00 | 1.2 |
| 1,500,000 | MORGAN STANLEY Ticker: MS | 617446448 | 40,815.00 27.210 | 0.00 | 48,052.50 32.035 | | -7,237.50 | 300.00 | 0.7 |
| Total Financials | | | \$222,121.00 | \$330.00 | \$126,765.76 | | \$95,355.24 | \$3,672.00 | 1.7% |
| Health Care | | | | | | | | | |
| 1,100,000 | ABBOTT LABS Ticker: ABT | 002824100 | \$52,701.00 47.910 | \$0.00 | \$59,944.28 54.495 | | -\$7,243.28 | \$1,936.00 | 3.7% |
| 1,200,000 | BAXTER INTL INC Ticker: BAX | 071813109 | 60,744.00 50.620 | 372.00 | 39,791.88 33.160 | | 20,952.12 | 1,488.00 | 2.5 |

Trade Date

U.S. TRUST

Bank of America Private Wealth Management

Portfolio Detail

Account: 41-01-100-5830285 UTOPIA FUND DTD 12/15/50

Dec 01, 2010 through Dec 31, 2010

| Units | Description | CUSIP | Market Value(1)/ Market Price | Accrued Income | Average Unit Cost | Tax Cost/ Unit Cost | Unrealized Gain/Loss | Estimated Annual Income | Cur Yld/ YTM |
|-------------------------------------|---|-----------|----------------------------------|-------------------|-----------------------|------------------------|-------------------------|----------------------------|-----------------|
| Equities (cont) | | | | | | | | | |
| Health Care (cont) | | | | | | | | | |
| 1,200,000 | MCKESSON CORP Ticker: MCK | 58155Q103 | 84,456.00 70.380 | 216.00 | 33,636.00 28.030 | | 50,820.00 | 864.00 | 1.0 |
| 1,500,000 | TEVA PHARMACEUTICAL INDS LTD ADR ISRAEL Ticker: TEVA | 881624209 | 78,195.00 52.130 | 0.00 | 43,701.67 29.134 | | 34,493.33 | 1,000.50 | 1.3 |
| Total Health Care | | | \$276,096.00 | \$588.00 | \$177,073.83 | | \$99,022.17 | \$5,288.50 | 1.9% |
| Industrials | | | | | | | | | |
| 1,300,000 | EMERSON ELEC CO Ticker: EMR | 291011104 | \$74,321.00 57.170 | \$0.00 | \$41,127.71 31.637 | | \$33,193.29 | \$1,794.00 | 2.4% |
| 1,000,000 | GENERAL DYNAMICS CORP Ticker: GD | 369550108 | 70,960.00 70.960 | 0.00 | 39,693.88 39.694 | | 31,266.12 | 1,680.00 | 2.4 |
| 1,600,000 | JACOBS ENGR GROUP INC DEL Ticker: JEC | 469814107 | 73,360.00 45.850 | 0.00 | 34,136.08 21.335 | | 39,223.92 | 0.00 | 0.0 |
| 1,200,000 | UNITED PARCEL SVC INC CLB Ticker: UPS | 911312106 | 87,096.00 72.580 | 0.00 | 72,679.92 60.567 | | 14,416.08 | 2,256.00 | 2.6 |
| Total Industrials | | | \$305,737.00 | \$0.00 | \$187,637.59 | | \$118,099.41 | \$5,730.00 | 1.9% |
| Information Technology | | | | | | | | | |
| 1,200,000 | AUTOMATIC DATA PROCESSING INC Ticker: ADP | 053015103 | \$55,536.00 46.280 | \$432.00 | \$43,350.36 36.125 | | \$12,185.64 | \$1,728.00 | 3.1% |
| 3,300,000 | CISCO SYS INC Ticker: CSCO | 17275R102 | 66,759.00 20.230 | 0.00 | 78,276.00 23.720 | | -11,517.00 | 0.00 | 0.0 |
| 1,300,000 | HEWLETT PACKARD CO Ticker: HPQ | 428236103 | 54,730.00 42.100 | 0.00 | 45,004.96 34.619 | | 9,725.04 | 416.00 | 0.8 |
| 1,800,000 | TEXAS INSTRS INC Ticker: TXN | 882508104 | 58,500.00 32.500 | 0.00 | 47,900.12 26.611 | | 10,599.88 | 936.00 | 1.6 |
| Total Information Technology | | | \$235,525.00 | \$432.00 | \$214,531.44 | | \$20,993.56 | \$3,080.00 | 1.3% |

Trade Date

U.S. TRUST

Bank of America Private Wealth Management

Portfolio Detail

Account: 41-01-100-5830285 UTOPIA FUND DTD 12/15/50

Dec 01, 2010 through Dec 31, 2010

| Units | Description | CUSIP | Market Value(1)/ Market Price | Accrued Income | Average Unit Cost | Tax Cost/ Unit Cost | Unrealized Gain/Loss | Estimated Annual Income | Cur Yld/ YTM |
|------------------------|--|-----------|----------------------------------|-------------------|-----------------------|------------------------|-------------------------|----------------------------|-----------------|
| Equities (cont) | | | | | | | | | |
| Materials | | | | | | | | | |
| 1,000.000 | AIR PRODS & CHEMS INC Ticker: APD | 009158106 | \$90,950.00 90.950 | \$490.00 | \$71,451.70 71.452 | | \$19,498.30 | \$1,960.00 | 2.2% |
| | Total Materials | | \$90,950.00 | \$490.00 | \$71,451.70 | | \$19,498.30 | \$1,960.00 | 2.2% |
| Utilities | | | | | | | | | |
| 1,100.000 | PG&E CORP Ticker: PCG | 69331C108 | \$52,624.00 47.840 | \$500.50 | \$41,598.81 37.817 | | \$11,025.19 | \$2,002.00 | 3.8% |
| | Total Utilities | | \$52,624.00 | \$500.50 | \$41,598.81 | | \$11,025.19 | \$2,002.00 | 3.8% |
| Other Equities | | | | | | | | | |
| 7,094.594 | ARTIO INTL EQUITY FUND II CL I Ticker: JETIX | 04315J837 | \$88,398.64 12.460 | \$1,828.99 | \$94,925.67 13.380 | | -\$6,527.03 | \$1,830.41 | 2.1% |
| 5,297.961 | LAZARD FUNDS INC EMERGING MKTS PORTFOLIO INSTL Ticker: LZEMX | 52106N889 | 115,389.59 21.780 | 0.00 | 73,427.90 13.860 | | 41,961.69 | 1,340.38 | 1.2 |
| | Total Other Equities | | \$203,788.23 | \$1,828.99 | \$168,353.57 | | \$35,434.66 | \$3,170.79 | 1.6% |
| | Total Equities | | \$2,260,378.63 | \$4,169.49 | \$1,513,677.25 | | \$746,701.38 | \$39,847.67 | 1.8% |

Fixed Income

Investment Grade Taxable

| | | | | | | | | | |
|------------|--|-----------|--------------------------|----------|------------------------|--|----------|------------|------|
| 80,832.750 | 2012 UNITED STATES TREAS NT INFLATION INDEX DTD 04/30/07 2.000% DUE 04/15/12 Moody's: AAA S&P: AAA | 912828GN4 | ① \$83,769.40 103.633 | \$346.42 | \$83,072.66 102.771 | | \$696.74 | \$1,616.66 | 1.9% |
| 77,505.000 | 2014 UNITED STATES TREAS NT INFLATION INDEX DTD 04/30/09 1.250% DUE 04/15/14 Moody's: AAA S&P: AAA | 912828KM1 | ① 81,507.36 105.164 | 207.60 | 78,060.58 100.717 | | 3,446.78 | 968.81 | 1.2 |

Trade Date



Bank of America Private Wealth Management

Portfolio Detail

Account: 41-01-100-5830285 UTOPIA FUND DTD 12/15/50

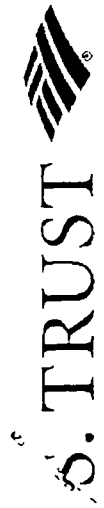
Dec 01, 2010 through Dec 31, 2010

| Units | Description | CUSIP | Market Value(1)/ Market Price | Accrued Income | Average Unit Cost | Tax Cost/ Unrealized Gain/Loss | Estimated Annual Income | Cur Yld/ YTM |
|--|--|-----------|----------------------------------|-------------------|----------------------|--------------------------------------|----------------------------|-----------------|
| Investment Grade Taxable (cont) | | | | | | | | |
| 82,642.500 | 2016 UNITED STATES TREAS NT INFLATION INDEX DTD 01/17/06 2.000% DUE 01/15/16 Moody's: AAA S&P: AAA | 912828ET3 | ① 89,990.24 108.891 | 763.54 | 83,742.03 101.330 | 6,248.21 | 1,652.85 | 1.8 |
| 76,821.000 | 2019 UNITED STATES TREAS NT INFLATION INDEX DTD 07/15/09 1.875% DUE 07/15/19 Moody's: AAA S&P: AAA | 912828LA6 | ① 83,525.17 108.727 | 665.40 | 76,964.85 100.187 | 6,560.32 | 1,440.39 | 1.7 0.7 |
| 35,564.757 | PIMCO TOTAL RETURN FUND INSTL | 693390700 | 385,877.61 10.850 | 1,254.17 | 369,217.55 10.382 | 16,660.06 | 12,554.36 | 3.3 |
| | Total Investment Grade Taxable | | \$724,669.78 | \$3,237.13 | \$691,057.67 | \$33,612.11 | \$18,233.07 | 2.5% |
| | Total Fixed Income | | \$724,669.78 | \$3,237.13 | \$691,057.67 | \$33,612.11 | \$18,233.07 | 2.5% |

| | | | | | | | | |
|--------------------|---------------------------|-----------|------------------------|-------------------|-----------------------|---------------------|--------------------|-------------|
| Real Estate | | | | | | | | |
| 2,000.000 | VANGUARD REIT ETF | 922908553 | \$110,740.00 55.370 | \$0.00 | \$58,845.02 29.423 | \$51,894.98 | \$3,782.00 | 3.4% |
| | Total Public REITs | | \$110,740.00 | \$0.00 | \$58,845.02 | \$51,894.98 | \$3,782.00 | 3.4% |
| | Total Real Estate | | \$110,740.00 | \$0.00 | \$58,845.02 | \$51,894.98 | \$3,782.00 | 3.4% |
| | Total Portfolio | | \$3,246,478.91 | \$7,429.58 | \$2,414,270.44 | \$832,208.47 | \$62,028.50 | 1.9% |
| | Accrued Income | | \$7,429.58 | | | | | |
| | Total | | \$3,253,908.49 | | | | | |

US Gov't Obligations ① 338,792

321,841



2010 Tax Information Letter

Account Number 011005830285

Page 5

UTOPIA FUND DTD 12/15/50

Bank of America Private Wealth Management

Long term transactions

This category includes all assets held more than 12 months

| Description | Cusip | Number of shares exchanged | Acquisition Date | Sale date | Gross proceeds less commissions | Tax cost | Net gain or loss |
|---|-----------|-------------------------------|---------------------|-----------|------------------------------------|---------------------|----------------------|
| SUNCOR ENERGY INC | 867224107 | 500 | 12/16/03 | 06/03/10 | \$15,972.22 | \$5,692.07 | \$10,280.15 |
| BP AMOCO PLC ADR | 055622104 | 1200 | 10/13/95 | 06/03/10 | \$46,765.13 | \$29,115.19 | \$17,649.94 |
| AUTOZONE INC | 053332102 | 100 | 02/13/04 | 12/09/10 | \$26,222.60 | \$8,936.40 | \$17,286.20 |
| ZIMMER HILDS INC | 98956P102 | 700 | 04/17/06 | 12/09/10 | \$36,077.88 | \$46,133.36 | \$-10,055.48 |
| YUM BRANDS INC | 988498101 | 200 | 05/20/03 | 12/09/10 | \$10,065.33 | \$2,691.44 | \$7,373.89 |
| ZIMMER HILDS INC | 98956P102 | 300 | 04/26/07 | 12/09/10 | \$15,461.95 | \$27,802.50 | \$-12,340.55 |
| Total long term gain/loss from sales | | | | | \$481,805.60 | \$617,739.64 | \$-135,934.04 |



Bank of America Private Wealth Management

2010 Tax Information L

Account Number 011005830

Page 4

UTOPIA FUND DTD 12/15/50

Proceeds From Broker Transactions

This section reports your proceeds from sales during the year. We report all transactions on a trade-date basis, which is the date shown in the sale date column. The net proceeds are less commissions, transfer charges, and premiums.

We have adjusted tax costs for amortization of premium paid for the acquisition of municipal bonds through date of sale and for non-taxable dividends. Wash sales are reported with tax cost equal to proceeds. Disallowed losses from wash sales have been added to the tax cost of the repurchased securities. An asterisk symbol (*) next to the tax cost indicates that the tax cost has been adjusted for the current year's return of capital. However, we have not made adjustments to the cost basis of all partnerships.

Short term transactions

This category includes all assets held 12 months or less.

| Description | Cusip | Number of shares exchanged | Acquisition Date | Sale date | Gross proceeds less commissions | Tax cost | Net gain or loss |
|--|------------|----------------------------|------------------|-----------|---------------------------------|-------------|------------------|
| CORPORATE ACTIONS | B3DGI182#3 | 3000 | 11/06/09 | 05/21/10 | \$38,649.95 | \$49,679.84 | \$-11,029.89 |
| Total short term gain/loss from sales. | | | | | \$38,649.95 | \$49,679.84 | \$-11,029.89 |

Long term transactions

This category includes all assets held more than 12 months.

| Description | Cusip | Number of shares exchanged | Acquisition Date | Sale date | Gross proceeds less commissions | Tax cost | Net gain or loss |
|---------------------------------|-----------|----------------------------|------------------|-----------|---------------------------------|--------------|------------------|
| DU PONT (E I) DE NEMOURS & CO | 263534109 | 800 | 10/04/00 | 03/03/10 | \$27,479.33 | \$36,498.00 | \$-9,018.67 |
| GENERAL DYNAMICS CORP | 369550108 | 200 | 10/31/02 | 03/03/10 | \$14,623.81 | \$7,938.78 | \$6,685.03 |
| CORNING INC | 219350105 | 3000 | 07/30/07 | 03/03/10 | \$52,966.12 | \$72,600.30 | \$-19,634.18 |
| ARTIO INTL EQUITY FUND II | 043151837 | 1848.34 | 04/26/07 | 03/03/10 | \$21,108.07 | \$30,774.89 | \$-9,666.82 |
| DU PONT (E I) DE NEMOURS & CO | 263534109 | 1200 | 10/21/98 | 03/03/10 | \$41,219.00 | \$74,334.00 | \$-33,115.00 |
| COLUMBIA HIGH YIELD OPPORTUNITY | 19765L553 | 17363.45 | 06/05/01 | 03/03/10 | \$66,502.01 | \$109,600.93 | \$-43,098.92 |
| COLUMBIA HIGH YIELD OPPORTUNITY | 19765L553 | 0.26 | 06/05/01 | 03/03/10 | \$0.99 | \$0.00 | \$0.99 |
| NOKIA CORP ADR | 654902204 | 500 | 07/02/08 | 04/28/10 | \$6,010.50 | \$12,063.75 | \$-6,053.25 |
| NOKIA CORP ADR | 654902204 | 2500 | 04/17/06 | 04/28/10 | \$30,052.49 | \$52,789.50 | \$-22,737.01 |
| ARTIO INTL EQUITY FUND II | 043151837 | 4905.41 | 04/17/06 | 05/20/10 | \$49,838.92 | \$65,634.33 | \$-15,795.41 |
| ARTIO INTL EQUITY FUND II | 043151837 | 2110.16 | 04/26/07 | 05/20/10 | \$21,439.25 | \$35,134.20 | \$-13,694.95 |