



See a Social Security Number? Say Something!  
Report Privacy Problems to <https://public.resource.org/privacy>  
Or call the IRS Identity Theft Hotline at 1-800-908-4490





Form **990-PF**

Department of the Treasury  
Internal Revenue Service

**Return of Private Foundation**  
or Section 4947(a)(1) Nonexempt Charitable Trust  
Treated as a Private Foundation

OMB No 1545-0052

**2010**

Note. The foundation may be able to use a copy of this return to satisfy state reporting requirements

For calendar year **2010**, or tax year beginning , **2010**, and ending , **20**

G Check all that apply:  Initial return  Initial return of a former public charity  Final return  
 Amended return  Address change  Name change

Name of foundation: **ATKINS GRACE UW FBO CHARITIES**

Employer identification number: **06-6138990**

Number and street (or P O box number if mail is not delivered to street address): **P O BOX 1802**

Room/suite: \_\_\_\_\_

Telephone number (see page 10 of the instructions): ( ) - -

City or town, state, and ZIP code: **PROVIDENCE, RI 02901-1802**

Check type of organization:  Section 501(c)(3) exempt private foundation  
 Section 4947(a)(1) nonexempt charitable trust  Other taxable private foundation


Fair market value of all assets at end of year (from Part II, col. (c), line 16): **\$ 1,418,937.**

Accounting method:  Cash  Accrual  
 Other (specify) \_\_\_\_\_

If private foundation status was terminated under section 507(b)(1)(A), check here

If the foundation is in a 60-month termination under section 507(b)(1)(B), check here

Part I Analysis of Revenue and Expenses (The total of amounts in columns (b), (c), and (d) may not necessarily equal the amounts in column (a) (see page 11 of the instructions))		(a) Revenue and expenses per books	(b) Net investment income	(c) Adjusted net income	(d) Disbursements for charitable purposes (cash basis only)
Revenue	1 Contributions, gifts, grants, etc., received (attach schedule)				
	2 Check <input checked="" type="checkbox"/> if the foundation is not required to attach Sch B				
	3 Interest on savings and temporary cash investments				
	4 Dividends and interest from securities	33,156.	33,156.		STMT 1
	5a Gross rents				
	b Net rental income or (loss)	78,773.			
	6a Net gain or (loss) from sale of assets not on line 10				
	b Gross sales price for all assets on line 6a	736,108.			
	7 Capital gain net income (from Part IV, line 2)		78,773.		
	8 Net short-term capital gain				
	9 Income modifications				
	10a Gross sales less returns and allowances				
b Less Cost of goods sold					
c Gross profit or (loss) (attach schedule)					
11 Other income (attach schedule)	1,605.	1,605.		STMT 2	
12 Total. Add lines 1 through 11	113,534.	113,534.			
Operating and Administrative Expenses	13 Compensation of officers, directors, trustees, etc.	17,665.	7,066.		10,599.
	14 Other employee salaries and wages				
	15 Pension plans, employee benefits				
	16a Legal fees (attach schedule) STMT 3	300.	NONE	NONE	300.
	b Accounting fees (attach schedule) STMT 4	1,211.	366.	NONE	845.
	c Other professional fees (attach schedule)				
	17 Interest				
	18 Taxes (attach schedule) (see page 14 of the instructions)	1,303.	703.		
	19 Depreciation (attach schedule) and depletion				
	20 Occupancy				
	21 Travel, conferences, and meetings				
	22 Printing and publications				
	23 Other expenses (attach schedule) STMT 6	788.			788.
	24 Total operating and administrative expenses. Add lines 13 through 23	21,267.	8,135.	NONE	12,532.
	25 Contributions, gifts, grants paid	45,477.			45,477.
26 Total expenses and disbursements Add lines 24 and 25	66,744.	8,135.	NONE	58,009.	
27 Subtract line 26 from line 12					
a Excess of revenue over expenses and disbursements	46,790.				
b Net investment income (if negative, enter -0-)		105,399.			
c Adjusted net income (if negative, enter -0-)					



3 MAY 12 2011



Part II Balance Sheets		Attached schedules and amounts in the description column should be for end-of-year amounts only (See instructions)		Beginning of year	End of year	
		(a) Book Value	(b) Book Value	(c) Fair Market Value		
Assets	1	Cash - non-interest-bearing . . . . .	NONE	NONE		
	2	Savings and temporary cash investments . . . . .	42,483.	13,623.	13,623.	
	3	Accounts receivable ▶ Less allowance for doubtful accounts ▶				
	4	Pledges receivable ▶ Less allowance for doubtful accounts ▶				
	5	Grants receivable . . . . .				
	6	Receivables due from officers, directors, trustees, and other disqualified persons (attach schedule) (see page 15 of the instructions)				
	7	Other notes and loans receivable (attach schedule) ▶ * Less allowance for doubtful accounts ▶	NONE	NONE	NONE	
	8	Inventories for sale or use . . . . .				
	9	Prepaid expenses and deferred charges . . . . .				
	10 a	Investments - U S and state government obligations (attach schedule) . . . . .	NONE	NONE	NONE	
	b	Investments - corporate stock (attach schedule) . . . . .	1,234,260.	1,307,803.	1,405,314.	
	c	Investments - corporate bonds (attach schedule) . . . . .	NONE	NONE	NONE	
	11	Investments - land, buildings, and equipment basis ▶ Less accumulated depreciation (attach schedule) ▶	NONE	NONE		
	12	Investments - mortgage loans . . . . .	NONE	NONE		
	13	Investments - other (attach schedule) . . . . .	NONE	NONE	NONE	
	14	Land, buildings, and equipment basis ▶ Less accumulated depreciation (attach schedule) ▶				
15	Other assets (describe ▶ )	NONE	NONE	NONE		
16	<b>Total assets</b> (to be completed by all filers - see the instructions Also, see page 1, item I) . . . . .	1,276,743.	1,321,426.	1,418,937.		
Liabilities	17	Accounts payable and accrued expenses . . . . .				
	18	Grants payable . . . . .				
	19	Deferred revenue . . . . .				
	20	Loans from officers, directors, trustees, and other disqualified persons . . . . .				
	21	Mortgages and other notes payable (attach schedule) . . . . .				
	22	Other liabilities (describe ▶ )				
23	<b>Total liabilities</b> (add lines 17 through 22) . . . . .					
Net Assets or Fund Balances	<b>Foundations that follow SFAS 117, check here ▶ <input type="checkbox"/></b> <b>and complete lines 24 through 26 and lines 30 and 31.</b>					
	24	Unrestricted . . . . .				
	25	Temporarily restricted . . . . .				
	26	Permanently restricted . . . . .				
	<b>Foundations that do not follow SFAS 117, check here and complete lines 27 through 31. ▶ <input checked="" type="checkbox"/></b>					
	27	Capital stock, trust principal, or current funds . . . . .	1,276,743.	1,321,426.		
	28	Paid-in or capital surplus, or land, bldg, and equipment fund . . . . .				
29	Retained earnings, accumulated income, endowment, or other funds . . . . .	NONE	NONE			
30	<b>Total net assets or fund balances</b> (see page 17 of the instructions) . . . . .	1,276,743.	1,321,426.			
31	<b>Total liabilities and net assets/fund balances</b> (see page 17 of the instructions) . . . . .	1,276,743.	1,321,426.			

**Part III Analysis of Changes in Net Assets or Fund Balances**

1	Total net assets or fund balances at beginning of year - Part II, column (a), line 30 (must agree with end-of-year figure reported on prior year's return) . . . . .	1	1,276,743.
2	Enter amount from Part I, line 27a . . . . .	2	46,790.
3	Other increases not included in line 2 (itemize) ▶ SEE STATEMENT 7 . . . . .	3	2.
4	Add lines 1, 2, and 3 . . . . .	4	1,323,535.
5	Decreases not included in line 2 (itemize) ▶ SEE STATEMENT 8 . . . . .	5	2,109.
6	<b>Total net assets or fund balances at end of year</b> (line 4 minus line 5) - Part II, column (b), line 30 . . . . .	6	1,321,426.



**Part IV Capital Gains and Losses for Tax on Investment Income**

(a) List and describe the kind(s) of property sold (e.g., real estate, 2-story brick warehouse, or common stock, 200 shs MLC Co.)				(b) How acquired P-Purchase D-Donation	(c) Date acquired (mo., day, yr.)	(d) Date sold (mo., day, yr.)
1a SEE PART IV DETAIL						
b						
c						
d						
e						
(e) Gross sales price	(f) Depreciation allowed (or allowable)	(g) Cost or other basis plus expense of sale	(h) Gain or (loss) (e) plus (f) minus (g)			
a						
b						
c						
d						
e						
Complete only for assets showing gain in column (h) and owned by the foundation on 12/31/69						(l) Gains (Col (h) gain minus col (k), but not less than -0-) or Losses (from col (h))
(i) FMV as of 12/31/69	(j) Adjusted basis as of 12/31/69	(k) Excess of col (i) over col (j), if any				
a						
b						
c						
d						
e						
2 Capital gain net income or (net capital loss)				2	78,773.	
3 Net short-term capital gain or (loss) as defined in sections 1222(5) and (6) If gain, also enter in Part I, line 8, column (c) (see pages 13 and 17 of the instructions). If (loss), enter -0- in Part I, line 8.					3	

**Part V Qualification Under Section 4940(e) for Reduced Tax on Net Investment Income**

(For optional use by domestic private foundations subject to the section 4940(a) tax on net investment income.)

If section 4940(d)(2) applies, leave this part blank.

Was the foundation liable for the section 4942 tax on the distributable amount of any year in the base period?  Yes  No  
If "Yes," the foundation does not qualify under section 4940(e). Do not complete this part.

1 Enter the appropriate amount in each column for each year; see page 18 of the instructions before making any entries.

(a) Base period years Calendar year (or tax year beginning in)	(b) Adjusted qualifying distributions	(c) Net value of noncharitable-use assets	(d) Distribution ratio (col (b) divided by col (c))
2009	53,846.	1,204,354.	0.04470944589
2008	64,509.	1,383,388.	0.04663116927
2007	69,325.	1,587,439.	0.04367096940
2006	70,520.	1,474,460.	0.04782767929
2005	76,186.	1,402,135.	0.05433570947
2 Total of line 1, column (d)			0.23717497332
3 Average distribution ratio for the 5-year base period - divide the total on line 2 by 5, or by the number of years the foundation has been in existence if less than 5 years			0.04743499466
4 Enter the net value of noncharitable-use assets for 2010 from Part X, line 5			1,324,013.
5 Multiply line 4 by line 3			62,805.
6 Enter 1% of net investment income (1% of Part I, line 27b)			1,054.
7 Add lines 5 and 6			63,859.
8 Enter qualifying distributions from Part XII, line 4 If line 8 is equal to or greater than line 7, check the box in Part VI, line 1b, and complete that part using a 1% tax rate. See the Part VI instructions on page 18.			58,009.



**Part VI Excise Tax Based on Investment Income (Section 4940(a), 4940(b), 4940(e), or 4948 - see page 18 of the instructions)**

1a	Exempt operating foundations described in section 4940(d)(2), check here <input type="checkbox"/> and enter "N/A" on line 1 Date of ruling or determination letter _____ (attach copy of ruling letter if necessary - see instructions)		
b	Domestic foundations that meet the section 4940(e) requirements in Part V, check here <input type="checkbox"/> and enter 1% of Part I, line 27b	1	2,108.
c	All other domestic foundations enter 2% of line 27b Exempt foreign organizations enter 4% of Part I, line 12, col. (b)		
2	Tax under section 511 (domestic section 4947(a)(1) trusts and taxable foundations only Others enter -0-)	2	
3	Add lines 1 and 2	3	2,108.
4	Subtitle A (income) tax (domestic section 4947(a)(1) trusts and taxable foundations only Others enter -0-)	4	NONE
5	<b>Tax based on investment income.</b> Subtract line 4 from line 3 If zero or less, enter -0-	5	2,108.
6	Credits/Payments		
a	2010 estimated tax payments and 2009 overpayment credited to 2010	6a	659.
b	Exempt foreign organizations-tax withheld at source	6b	NONE
c	Tax paid with application for extension of time to file (Form 8868)	6c	NONE
d	Backup withholding erroneously withheld	6d	
7	Total credits and payments Add lines 6a through 6d	7	659.
8	Enter any <b>penalty</b> for underpayment of estimated tax. Check here <input type="checkbox"/> if Form 2220 is attached	8	
9	<b>Tax due.</b> If the total of lines 5 and 8 is more than line 7, enter <b>amount owed</b>	9	1,449.
10	<b>Overpayment.</b> If line 7 is more than the total of lines 5 and 8, enter the <b>amount overpaid</b>	10	
11	Enter the amount of line 10 to be: <b>Credited to 2011 estimated tax</b> NONE Refunded	11	

**Part VII-A Statements Regarding Activities**

	Yes	No
1a		X
1b		X
1c		X
2		X
3		X
4a		X
4b		X
5		X
6	X	
7	X	
8a		
8b	X	
9		X
10		X



Part VII-A Statements Regarding Activities (continued)

11	At any time during the year, did the foundation, directly or indirectly, own a controlled entity within the meaning of section 512(b)(13)? If "Yes," attach schedule (see page 20 of the instructions) . . . . .	11		X
12	Did the foundation acquire a direct or indirect interest in any applicable insurance contract before August 17, 2008? . . . . .	12		X
13	Did the foundation comply with the public inspection requirements for its annual returns and exemption application? . . . . . Website address ▶ <u>N/A</u>	13	X	
14	The books are in care of ▶ <u>PRIVATE BANK TAX SERVICES</u> Telephone no ▶ <u>(888) 866-3275</u> Located at ▶ <u>P.O. BOX 1802, PROVIDENCE, RI</u> ZIP + 4 ▶ <u>02901-1802</u>			
15	Section 4947(a)(1) nonexempt charitable trusts filing Form 990-PF in lieu of Form 1041 - Check here . . . . . ▶ <input checked="" type="checkbox"/> and enter the amount of tax-exempt interest received or accrued during the year . . . . . ▶ <u>15</u>			
16	At any time during calendar year 2010, did the foundation have an interest in or a signature or other authority over a bank, securities, or other financial account in a foreign country? . . . . . See page 20 of the instructions for exceptions and filing requirements for Form TD F 90-22.1 If "Yes," enter the name of the foreign country ▶	16	Yes	No X

Part VII-B Statements Regarding Activities for Which Form 4720 May Be Required

File Form 4720 if any item is checked in the "Yes" column, unless an exception applies.

		Yes	No
1a	During the year did the foundation (either directly or indirectly)		
(1)	Engage in the sale or exchange, or leasing of property with a disqualified person? . . . . . <input type="checkbox"/> Yes <input checked="" type="checkbox"/> No		
(2)	Borrow money from, lend money to, or otherwise extend credit to (or accept it from) a disqualified person? . . . . . <input type="checkbox"/> Yes <input checked="" type="checkbox"/> No		
(3)	Furnish goods, services, or facilities to (or accept them from) a disqualified person? . . . . . <input type="checkbox"/> Yes <input checked="" type="checkbox"/> No		
(4)	Pay compensation to, or pay or reimburse the expenses of, a disqualified person? . . . . . <input checked="" type="checkbox"/> Yes <input type="checkbox"/> No		
(5)	Transfer any income or assets to a disqualified person (or make any of either available for the benefit or use of a disqualified person)? . . . . . <input type="checkbox"/> Yes <input checked="" type="checkbox"/> No		
(6)	Agree to pay money or property to a government official? (Exception. Check "No" if the foundation agreed to make a grant to or to employ the official for a period after termination of government service, if terminating within 90 days) . . . . . <input type="checkbox"/> Yes <input checked="" type="checkbox"/> No		
b	If any answer is "Yes" to 1a(1)-(6), did any of the acts fail to qualify under the exceptions described in Regulations section 53.4941(d)-3 or in a current notice regarding disaster assistance (see page 22 of the instructions)? . . . . . <input type="checkbox"/> Organizations relying on a current notice regarding disaster assistance check here . . . . . ▶ <input type="checkbox"/>	1b	X
c	Did the foundation engage in a prior year in any of the acts described in 1a, other than excepted acts, that were not corrected before the first day of the tax year beginning in 2010? . . . . .	1c	X
2	Taxes on failure to distribute income (section 4942) (does not apply for years the foundation was a private operating foundation defined in section 4942(j)(3) or 4942(j)(5))		
a	At the end of tax year 2010, did the foundation have any undistributed income (lines 6d and 6e, Part XIII) for tax year(s) beginning before 2010? . . . . . <input type="checkbox"/> Yes <input checked="" type="checkbox"/> No If "Yes," list the years ▶ _____		
b	Are there any years listed in 2a for which the foundation is not applying the provisions of section 4942(a)(2) (relating to incorrect valuation of assets) to the year's undistributed income? (If applying section 4942(a)(2) to all years listed, answer "No" and attach statement - see page 22 of the instructions) . . . . .	2b	
c	If the provisions of section 4942(a)(2) are being applied to any of the years listed in 2a, list the years here ▶ _____		
3a	Did the foundation hold more than a 2% direct or indirect interest in any business enterprise at any time during the year? . . . . . <input type="checkbox"/> Yes <input checked="" type="checkbox"/> No		
b	If "Yes," did it have excess business holdings in 2010 as a result of (1) any purchase by the foundation or disqualified persons after May 26, 1969, (2) the lapse of the 5-year period (or longer period approved by the Commissioner under section 4943(c)(7)) to dispose of holdings acquired by gift or bequest, or (3) the lapse of the 10-, 15-, or 20-year first phase holding period? (Use Schedule C, Form 4720, to determine if the foundation had excess business holdings in 2010) . . . . .	3b	
4a	Did the foundation invest during the year any amount in a manner that would jeopardize its charitable purposes? . . . . .	4a	X
b	Did the foundation make any investment in a prior year (but after December 31, 1969) that could jeopardize its charitable purpose that had not been removed from jeopardy before the first day of the tax year beginning in 2010? . . . . .	4b	X



Part VII-B Statements Regarding Activities for Which Form 4720 May Be Required (continued)

- 5a During the year did the foundation pay or incur any amount to
  - (1) Carry on propaganda, or otherwise attempt to influence legislation (section 4945(e))?  Yes  No
  - (2) Influence the outcome of any specific public election (see section 4955), or to carry on, directly or indirectly, any voter registration drive?  Yes  No
  - (3) Provide a grant to an individual for travel, study, or other similar purposes?  Yes  No
  - (4) Provide a grant to an organization other than a charitable, etc., organization described in section 509(a)(1), (2), or (3), or section 4940(d)(2)? (see page 22 of the instructions)  Yes  No
  - (5) Provide for any purpose other than religious, charitable, scientific, literary, or educational purposes, or for the prevention of cruelty to children or animals?  Yes  No
- b If any answer is "Yes" to 5a(1)-(5), did any of the transactions fail to qualify under the exceptions described in Regulations section 53.4945 or in a current notice regarding disaster assistance (see page 22 of the instructions)?  **5b**
- Organizations relying on a current notice regarding disaster assistance check here
- c If the answer is "Yes" to question 5a(4), does the foundation claim exemption from the tax because it maintained expenditure responsibility for the grant?  Yes  No  
If "Yes," attach the statement required by Regulations section 53.4945-5(d)
- 6a Did the foundation, during the year, receive any funds, directly or indirectly, to pay premiums on a personal benefit contract?  Yes  No
- b Did the foundation, during the year, pay premiums, directly or indirectly, on a personal benefit contract?  **6b**
- If "Yes" to 6b, file Form 8870
- 7a At any time during the tax year, was the foundation a party to a prohibited tax shelter transaction?  Yes  No
- b If "Yes," did the foundation receive any proceeds or have any net income attributable to the transaction?  **7b**

Part VIII Information About Officers, Directors, Trustees, Foundation Managers, Highly Paid Employees, and Contractors

1 List all officers, directors, trustees, foundation managers and their compensation (see page 22 of the instructions).

(a) Name and address	(b) Title, and average hours per week devoted to position	(c) Compensation (if not paid, enter -0-)	(d) Contributions to employee benefit plans and deferred compensation	(e) Expense account, other allowances
SEE STATEMENT 10		17,665.	-0-	-0-
-----				
-----				
-----				
-----				

2 Compensation of five highest-paid employees (other than those included on line 1 - see page 23 of the instructions). If none, enter "NONE."

(a) Name and address of each employee paid more than \$50,000	(b) Title, and average hours per week devoted to position	(c) Compensation	(d) Contributions to employee benefit plans and deferred compensation	(e) Expense account, other allowances
NONE		NONE	NONE	NONE
-----				
-----				
-----				
-----				

Total number of other employees paid over \$50,000  NONE



**Part VIII Information About Officers, Directors, Trustees, Foundation Managers, Highly Paid Employees, and Contractors (continued)**

**3 Five highest-paid independent contractors for professional services (see page 23 of the instructions). If none, enter "NONE."**

(a) Name and address of each person paid more than \$50,000	(b) Type of service	(c) Compensation
NONE		NONE

Total number of others receiving over \$50,000 for professional services . . . . . **NONE**

**Part IX-A Summary of Direct Charitable Activities**

List the foundation's four largest direct charitable activities during the tax year. Include relevant statistical information such as the number of organizations and other beneficiaries served, conferences convened, research papers produced, etc	Expenses
1 NONE	
2	
3	
4	

**Part IX-B Summary of Program-Related Investments (see page 24 of the instructions)**

Describe the two largest program-related investments made by the foundation during the tax year on lines 1 and 2	Amount
1 NONE	
2	
All other program-related investments See page 24 of the instructions 3 NONE	

Total. Add lines 1 through 3 . . . . .



**Part X Minimum Investment Return** (All domestic foundations must complete this part. Foreign foundations, see page 24 of the instructions.)

<b>1</b>	Fair market value of assets not used (or held for use) directly in carrying out charitable, etc., purposes		
<b>a</b>	Average monthly fair market value of securities	<b>1a</b>	1,309,971.
<b>b</b>	Average of monthly cash balances	<b>1b</b>	34,205.
<b>c</b>	Fair market value of all other assets (see page 25 of the instructions)	<b>1c</b>	NONE
<b>d</b>	<b>Total</b> (add lines 1a, b, and c)	<b>1d</b>	1,344,176.
<b>e</b>	Reduction claimed for blockage or other factors reported on lines 1a and 1c (attach detailed explanation)	<b>1e</b>	
<b>2</b>	Acquisition indebtedness applicable to line 1 assets	<b>2</b>	NONE
<b>3</b>	Subtract line 2 from line 1d	<b>3</b>	1,344,176.
<b>4</b>	Cash deemed held for charitable activities. Enter 1 1/2% of line 3 (for greater amount, see page 25 of the instructions)	<b>4</b>	20,163.
<b>5</b>	<b>Net value of noncharitable-use assets.</b> Subtract line 4 from line 3. Enter here and on Part V, line 4	<b>5</b>	1,324,013.
<b>6</b>	<b>Minimum investment return.</b> Enter 5% of line 5	<b>6</b>	66,201.

**Part XI Distributable Amount** (see page 25 of the instructions) (Section 4942(j)(3) and (j)(5) private operating foundations and certain foreign organizations check here  and do not complete this part.)

<b>1</b>	Minimum investment return from Part X, line 6	<b>1</b>	66,201.
<b>2a</b>	Tax on investment income for 2010 from Part VI, line 5	<b>2a</b>	2,108.
<b>b</b>	Income tax for 2010. (This does not include the tax from Part VI.)	<b>2b</b>	
<b>c</b>	Add lines 2a and 2b	<b>2c</b>	2,108.
<b>3</b>	Distributable amount before adjustments. Subtract line 2c from line 1	<b>3</b>	64,093.
<b>4</b>	Recoveries of amounts treated as qualifying distributions	<b>4</b>	NONE
<b>5</b>	Add lines 3 and 4	<b>5</b>	64,093.
<b>6</b>	Deduction from distributable amount (see page 25 of the instructions)	<b>6</b>	NONE
<b>7</b>	<b>Distributable amount</b> as adjusted. Subtract line 6 from line 5. Enter here and on Part XIII, line 1	<b>7</b>	64,093.

**Part XII Qualifying Distributions** (see page 25 of the instructions)

<b>1</b>	Amounts paid (including administrative expenses) to accomplish charitable, etc., purposes:		
<b>a</b>	Expenses, contributions, gifts, etc. - total from Part I, column (d), line 26	<b>1a</b>	58,009.
<b>b</b>	Program-related investments - total from Part IX-B	<b>1b</b>	
<b>2</b>	Amounts paid to acquire assets used (or held for use) directly in carrying out charitable, etc., purposes	<b>2</b>	NONE
<b>3</b>	Amounts set aside for specific charitable projects that satisfy the:		
<b>a</b>	Suitability test (prior IRS approval required)	<b>3a</b>	NONE
<b>b</b>	Cash distribution test (attach the required schedule)	<b>3b</b>	NONE
<b>4</b>	<b>Qualifying distributions.</b> Add lines 1a through 3b. Enter here and on Part V, line 8, and Part XIII, line 4	<b>4</b>	58,009.
<b>5</b>	Foundations that qualify under section 4940(e) for the reduced rate of tax on net investment income. Enter 1% of Part I, line 27b (see page 26 of the instructions)	<b>5</b>	N/A
<b>6</b>	<b>Adjusted qualifying distributions.</b> Subtract line 5 from line 4	<b>6</b>	58,009.

**Note:** The amount on line 6 will be used in Part V, column (b), in subsequent years when calculating whether the foundation qualifies for the section 4940(e) reduction of tax in those years.



**Part XIII Undistributed Income** (see page 26 of the instructions)

	(a) Corpus	(b) Years prior to 2009	(c) 2009	(d) 2010
<b>1</b> Distributable amount for 2010 from Part XI, line 7 . . . . .				64,093.
<b>2</b> Undistributed income, if any, as of the end of 2010				
<b>a</b> Enter amount for 2009 only . . . . .			NONE	
<b>b</b> Total for prior years 20 08, 20 , 20 . . . . .		NONE		
<b>3</b> Excess distributions carryover, if any, to 2010				
<b>a</b> From 2005 . . . . .	8,645.			
<b>b</b> From 2006 . . . . .	NONE			
<b>c</b> From 2007 . . . . .	NONE			
<b>d</b> From 2008 . . . . .	NONE			
<b>e</b> From 2009 . . . . .	NONE			
<b>f</b> Total of lines 3a through e . . . . .	8,645.			
<b>4</b> Qualifying distributions for 2010 from Part XII, line 4 ▶ \$ 58,009.				
<b>a</b> Applied to 2009, but not more than line 2a . . . . .			NONE	
<b>b</b> Applied to undistributed income of prior years (Election required - see page 26 of the instructions) . . . . .		NONE		
<b>c</b> Treated as distributions out of corpus (Election required - see page 26 of the instructions) . . . . .	NONE			
<b>d</b> Applied to 2010 distributable amount . . . . .				58,009.
<b>e</b> Remaining amount distributed out of corpus . . . . .	NONE			
<b>5</b> Excess distributions carryover applied to 2010 (If an amount appears in column (d), the same amount must be shown in column (a))	6,084.			6,084.
<b>6</b> Enter the net total of each column as indicated below:				
<b>a</b> Corpus. Add lines 3f, 4c, and 4e Subtract line 5	2,561.			
<b>b</b> Prior years' undistributed income Subtract line 4b from line 2b . . . . .		NONE		
<b>c</b> Enter the amount of prior years' undistributed income for which a notice of deficiency has been issued, or on which the section 4942(a) tax has been previously assessed . . . . .		NONE		
<b>d</b> Subtract line 6c from line 6b Taxable amount - see page 27 of the instructions . . . . .		NONE		
<b>e</b> Undistributed income for 2009 Subtract line 4a from line 2a Taxable amount - see page 27 of the instructions . . . . .			NONE	
<b>f</b> Undistributed income for 2010 Subtract lines 4d and 5 from line 1 This amount must be distributed in 2011 . . . . .				
<b>7</b> Amounts treated as distributions out of corpus to satisfy requirements imposed by section 170(b)(1)(F) or 4942(g)(3) (see page 27 of the instructions) . . . . .	NONE			
<b>8</b> Excess distributions carryover from 2005 not applied on line 5 or line 7 (see page 27 of the instructions) . . . . .	2,561.			
<b>9</b> Excess distributions carryover to 2011. Subtract lines 7 and 8 from line 6a . . . . .	NONE			
<b>10</b> Analysis of line 9				
<b>a</b> Excess from 2006 . . . . .	NONE			
<b>b</b> Excess from 2007 . . . . .	NONE			
<b>c</b> Excess from 2008 . . . . .	NONE			
<b>d</b> Excess from 2009 . . . . .	NONE			
<b>e</b> Excess from 2010 . . . . .	NONE			



**Part XIV Private Operating Foundations** (see page 27 of the instructions and Part VII-A, question 9) NOT APPLICABLE

- 1a If the foundation has received a ruling or determination letter that it is a private operating foundation, and the ruling is effective for 2010, enter the date of the ruling . . . . .
- b Check box to indicate whether the foundation is a private operating foundation described in section 4942(j)(3) or 4942(j)(5)

	Tax year		Prior 3 years		(e) Total
	(a) 2010	(b) 2009	(c) 2008	(d) 2007	
2a Enter the lesser of the adjusted net income from Part I or the minimum investment return from Part X for each year listed . . . . .					
b 85% of line 2a . . . . .					
c Qualifying distributions from Part XII, line 4 for each year listed . . . . .					
d Amounts included in line 2c not used directly for active conduct of exempt activities . . . . .					
e Qualifying distributions made directly for active conduct of exempt activities Subtract line 2d from line 2c . . . . .					
3 Complete 3a, b, or c for the alternative test relied upon					
a "Assets" alternative test - enter					
(1) Value of all assets . . . . .					
(2) Value of assets qualifying under section 4942(j)(3)(B)(i). . . . .					
b "Endowment" alternative test - enter 2/3 of minimum investment return shown in Part X, line 6 for each year listed . . . . .					
c "Support" alternative test - enter					
(1) Total support other than gross investment income (interest, dividends, rents, payments on securities loans (section 512(a)(5)), or royalties) . . . . .					
(2) Support from general public and 5 or more exempt organizations as provided in section 4942(j)(3)(B)(iii) . . . . .					
(3) Largest amount of support from an exempt organization . . . . .					
(4) Gross investment income . . . . .					

**Part XV Supplementary Information** (Complete this part only if the foundation had \$5,000 or more in assets at any time during the year - see page 28 of the instructions.)

1 Information Regarding Foundation Managers:

a List any managers of the foundation who have contributed more than 2% of the total contributions received by the foundation before the close of any tax year (but only if they have contributed more than \$5,000). (See section 507(d)(2).)

N/A

b List any managers of the foundation who own 10% or more of the stock of a corporation (or an equally large portion of the ownership of a partnership or other entity) of which the foundation has a 10% or greater interest.

N/A

2 Information Regarding Contribution, Grant, Gift, Loan, Scholarship, etc., Programs:

Check here  if the foundation only makes contributions to preselected charitable organizations and does not accept unsolicited requests for funds. If the foundation makes gifts, grants, etc. (see page 28 of the instructions) to individuals or organizations under other conditions, complete items 2a, b, c, and d.

a The name, address, and telephone number of the person to whom applications should be addressed:

SEE STATEMENT 11

b The form in which applications should be submitted and information and materials they should include:

SEE ATTACHED STATEMENT FOR LINE 2

c Any submission deadlines

SEE ATTACHED STATEMENT FOR LINE 2

d Any restrictions or limitations on awards, such as by geographical areas, charitable fields, kinds of institutions, or other factors:

SEE ATTACHED STATEMENT FOR LINE 2



**Part XV** Supplementary Information (continued)

**3 Grants and Contributions Paid During the Year or Approved for Future Payment**

Recipient Name and address (home or business)	If recipient is an individual, show any relationship to any foundation manager or substantial contributor	Foundation status of recipient	Purpose of grant or contribution	Amount
<p>a <i>Paid during the year</i></p> <p>SEE STATEMENT 12</p>				
<b>Total</b> .....				<b>3a</b> 45,477.
<p>b <i>Approved for future payment</i></p>				
<b>Total</b> .....				<b>3b</b>



Part XVII Information Regarding Transfers To and Transactions and Relationships With Noncharitable Exempt Organizations

- 1 Did the organization directly or indirectly engage in any of the following with any other organization described in section 501(c) of the Code (other than section 501(c)(3) organizations) or in section 527, relating to political organizations?
a Transfers from the reporting foundation to a noncharitable exempt organization of
(1) Cash
(2) Other assets
b Other transactions
(1) Sales of assets to a noncharitable exempt organization
(2) Purchases of assets from a noncharitable exempt organization
(3) Rental of facilities, equipment, or other assets
(4) Reimbursement arrangements
(5) Loans or loan guarantees
(6) Performance of services or membership or fundraising solicitations
c Sharing of facilities, equipment, mailing lists, other assets, or paid employees
d If the answer to any of the above is "Yes," complete the following schedule

Table with 2 columns: Yes, No. Rows correspond to items 1a(1), 1a(2), 1b(1), 1b(2), 1b(3), 1b(4), 1b(5), 1b(6), and 1c.

Table with 4 columns: (a) Line no, (b) Amount involved, (c) Name of noncharitable exempt organization, (d) Description of transfers, transactions, and sharing arrangements.

2a Is the foundation directly or indirectly affiliated with, or related to, one or more tax-exempt organizations described in section 501(c) of the Code (other than section 501(c)(3)) or in section 527? Yes No

b If "Yes," complete the following schedule

Table with 3 columns: (a) Name of organization, (b) Type of organization, (c) Description of relationship.

Under penalties of perjury, I declare that I have examined this return, including accompanying schedules and statements, and to the best of my knowledge and belief, it is true, correct, and complete Declaration of preparer (other than taxpayer or fiduciary) is based on all information of which preparer has any knowledge

Sign Here

Signature of officer or trustee

Date 04/28/2011

Title SENIOR V. P.

Paid Preparer Use Only

Form fields for paid preparer: Print/Type preparer's name, Preparer's signature, Date, Check if self-employed, Firm's name, Firm's address, Firm's EIN, Phone no.



**SCHEDULE D  
(Form 1041)**

Department of the Treasury  
Internal Revenue Service

**Capital Gains and Losses**

▶ **Attach to Form 1041, Form 5227, or Form 990-T. See the Instructions for Schedule D (Form 1041) (also for Form 5227 or Form 990-T, if applicable).**

OMB No 1545-0092

**2010**

Name of estate or trust

ATKINS GRACE UW FBO CHARITIES

Employer identification number

06-6138990

**Note:** Form 5227 filers need to complete *only* Parts I and II.

**Part I Short-Term Capital Gains and Losses - Assets Held One Year or Less**

(a) Description of property (Example 100 shares 7% preferred of "Z" Co)	(b) Date acquired (mo, day, yr)	(c) Date sold (mo, day, yr)	(d) Sales price	(e) Cost or other basis (see instructions)	(f) Gain or (loss) for the entire year Subtract (e) from (d)
<b>1a</b>					
<b>b</b> Enter the short-term gain or (loss), if any, from Schedule D-1, line 1b . . . . .					<b>1b</b> 675.
<b>2</b> Short-term capital gain or (loss) from Forms 4684, 6252, 6781, and 8824 . . . . .					<b>2</b>
<b>3</b> Net short-term gain or (loss) from partnerships, S corporations, and other estates or trusts . . . . .					<b>3</b> 34,888.
<b>4</b> Short-term capital loss carryover. Enter the amount, if any, from line 9 of the 2009 Capital Loss Carryover Worksheet . . . . .					<b>4</b> ( )
<b>5</b> <b>Net short-term gain or (loss).</b> Combine lines 1a through 4 in column (f). Enter here and on line 13, column (3) on the back . . . . . ▶					<b>5</b> 35,563.

**Part II Long-Term Capital Gains and Losses - Assets Held More Than One Year**

(a) Description of property (Example 100 shares 7% preferred of "Z" Co)	(b) Date acquired (mo, day, yr)	(c) Date sold (mo, day, yr)	(d) Sales price	(e) Cost or other basis (see instructions)	(f) Gain or (loss) for the entire year Subtract (e) from (d)
<b>6a</b>					
<b>b</b> Enter the long-term gain or (loss), if any, from Schedule D-1, line 6b . . . . .					<b>6b</b> 15,246.
<b>7</b> Long-term capital gain or (loss) from Forms 2439, 4684, 6252, 6781, and 8824 . . . . .					<b>7</b>
<b>8</b> Net long-term gain or (loss) from partnerships, S corporations, and other estates or trusts . . . . .					<b>8</b> 27,964.
<b>9</b> Capital gain distributions . . . . .					<b>9</b>
<b>10</b> Gain from Form 4797, Part I . . . . .					<b>10</b>
<b>11</b> Long-term capital loss carryover. Enter the amount, if any, from line 14 of the 2009 Capital Loss Carryover Worksheet . . . . .					<b>11</b> ( )
<b>12</b> <b>Net long-term gain or (loss).</b> Combine lines 6a through 11 in column (f). Enter here and on line 14a, column (3) on the back . . . . . ▶					<b>12</b> 43,210.

For Paperwork Reduction Act Notice, see the Instructions for Form 1041.

Schedule D (Form 1041) 2010



<b>Part III Summary of Parts I and II</b>		(1) Beneficiaries' (see instr.)	(2) Estate's or trust's	(3) Total
<b>Caution: Read the instructions before completing this part.</b>				
<b>13</b>	Net short-term gain or (loss)			35,563.
<b>14</b>	Net long-term gain or (loss):			
a	Total for year			43,210.
b	Unrecaptured section 1250 gain (see line 18 of the wrksht.)			
c	28% rate gain			
<b>15</b>	Total net gain or (loss). Combine lines 13 and 14a			78,773.

**Note:** If line 15, column (3), is a net gain, enter the gain on Form 1041, line 4 (or Form 990-T, Part I, line 4a) If lines 14a and 15, column (2), are net gains, go to Part V, and do not complete Part IV. If line 15, column (3), is a net loss, complete Part IV and the Capital Loss Carryover Worksheet, as necessary

<b>Part IV Capital Loss Limitation</b>		<b>16</b>
<b>16</b>	Enter here and enter as a (loss) on Form 1041, line 4 (or Form 990-T, Part I, line 4c, if a trust), the smaller of:	( )
a	The loss on line 15, column (3) or b \$3,000	

**Note:** If the loss on line 15, column (3), is more than \$3,000, or if Form 1041, page 1, line 22 (or Form 990-T, line 34), is a loss, complete the Capital Loss Carryover Worksheet on page 7 of the instructions to figure your capital loss carryover

**Part V Tax Computation Using Maximum Capital Gains Rates**

**Form 1041 filers.** Complete this part only if both lines 14a and 15 in column (2) are gains, or an amount is entered in Part I or Part II and there is an entry on Form 1041, line 2b(2), and Form 1041, line 22, is more than zero.

**Caution:** Skip this part and complete the worksheet on page 8 of the instructions if

- Either line 14b, col (2) or line 14c, col. (2) is more than zero, or
- Both Form 1041, line 2b(1), and Form 4952, line 4g are more than zero

**Form 990-T trusts.** Complete this part only if both lines 14a and 15 are gains, or qualified dividends are included in income in Part I of Form 990-T, and Form 990-T, line 34, is more than zero. Skip this part and complete the worksheet on page 8 of the instructions if either line 14b, col. (2) or line 14c, col. (2) is more than zero.

<b>17</b>	Enter taxable income from Form 1041, line 22 (or Form 990-T, line 34)	<b>17</b>	
<b>18</b>	Enter the smaller of line 14a or 15 in column (2) but not less than zero	<b>18</b>	
<b>19</b>	Enter the estate's or trust's qualified dividends from Form 1041, line 2b(2) (or enter the qualified dividends included in income in Part I of Form 990-T)	<b>19</b>	
<b>20</b>	Add lines 18 and 19	<b>20</b>	
<b>21</b>	If the estate or trust is filing Form 4952, enter the amount from line 4g; otherwise, enter -0-	<b>21</b>	
<b>22</b>	Subtract line 21 from line 20. If zero or less, enter -0-	<b>22</b>	
<b>23</b>	Subtract line 22 from line 17. If zero or less, enter -0-	<b>23</b>	
<b>24</b>	Enter the smaller of the amount on line 17 or \$2,300	<b>24</b>	
<b>25</b>	Is the amount on line 23 equal to or more than the amount on line 24? <input type="checkbox"/> Yes. Skip lines 25 and 26; go to line 27 and check the "No" box. <input type="checkbox"/> No. Enter the amount from line 23	<b>25</b>	
<b>26</b>	Subtract line 25 from line 24	<b>26</b>	
<b>27</b>	Are the amounts on lines 22 and 26 the same? <input type="checkbox"/> Yes. Skip lines 27 thru 30, go to line 31 <input type="checkbox"/> No. Enter the smaller of line 17 or line 22	<b>27</b>	
<b>28</b>	Enter the amount from line 26 (If line 26 is blank, enter -0-)	<b>28</b>	
<b>29</b>	Subtract line 28 from line 27	<b>29</b>	
<b>30</b>	Multiply line 29 by 15% (.15)	<b>30</b>	
<b>31</b>	Figure the tax on the amount on line 23. Use the 2010 Tax Rate Schedule for Estates and Trusts (see the Schedule G instructions in the instructions for Form 1041)	<b>31</b>	
<b>32</b>	Add lines 30 and 31	<b>32</b>	
<b>33</b>	Figure the tax on the amount on line 17. Use the 2010 Tax Rate Schedule for Estates and Trusts (see the Schedule G instructions in the instructions for Form 1041)	<b>33</b>	
<b>34</b>	Tax on all taxable income. Enter the smaller of line 32 or line 33 here and on Form 1041, Schedule G, line 1a (or Form 990-T, line 36)	<b>34</b>	





Name of estate or trust as shown on Form 1041 Do not enter name and employer identification number if shown on the other side

Employer identification number

ATKINS GRACE UW FBO CHARITIES

06-6138990

**Part II Long-Term Capital Gains and Losses - Assets Held More Than One Year**

(a) Description of property (Example 100 sh 7% preferred of "Z" Co)	(b) Date acquired (mo., day, yr.)	(c) Date sold (mo., day, yr.)	(d) Sales price	(e) Cost or other basis (see instructions)	(f) Gain or (loss) Subtract (e) from (d)
6a 82.981 LARGE CAP CORE CTF	10/11/2002	01/31/2010	4,338.00	4,179.00	159.00
570.752 LARGE CAP CORE CTF	10/11/2002	04/30/2010	33,012.00	29,482.00	3,530.00
420.824 SMALL CAP GROWTH CTF	06/11/2004	04/30/2010	5,559.00	5,972.00	-413.00
311.695 MID CAP VALUE CTF	06/11/2004	04/30/2010	5,233.00	5,416.00	-183.00
189.947 SMALL CAP VALUE CTF	06/11/2004	04/30/2010	3,102.00	3,096.00	6.00
656.976 MID CAP GROWTH CTF	06/11/2004	04/30/2010	10,248.00	9,609.00	639.00
813.159 GOVERNMENT CREDIT CTF	10/11/2002	07/31/2010	6,360.00	6,436.00	-76.00
1489.502 LARGE CAP CORE CTF	10/11/2002	08/06/2010	81,375.00	76,642.00	4,733.00
1142.04 SMALL CAP GROWTH CTF	06/11/2004	08/06/2010	13,815.00	16,887.00	-3,072.00
326.729 SMALL CAP GROWTH CTF	08/13/2004	08/06/2010	3,952.00	4,305.00	-353.00
228.72 SMALL CAP GROWTH CTF	10/31/2006	08/06/2010	2,767.00	3,098.00	-331.00
77.124 SMALL CAP GROWTH CTF	04/30/2008	08/06/2010	933.00	1,000.00	-67.00
271.42 SMALL CAP GROWTH CTF	10/31/2008	08/06/2010	3,283.00	2,505.00	778.00
702.467 SMALL CAP VALUE CTF	06/11/2004	08/06/2010	10,552.00	11,769.00	-1,217.00
28.844 SMALL CAP VALUE CTF	08/13/2004	08/06/2010	433.00	465.00	-32.00
93.434 SMALL CAP VALUE CTF	10/31/2008	08/06/2010	1,404.00	1,149.00	255.00
869.629 MID CAP GROWTH CTF	06/11/2004	08/06/2010	12,991.00	13,153.00	-162.00
46.199 MID CAP GROWTH CTF	08/13/2004	08/06/2010	690.00	627.00	63.00
29980.096 GOVERNMENT CREDIT CTF	10/11/2002	08/06/2010	235,335.00	237,315.00	-1,980.00
2075.486 GOVERNMENT CREDIT CTF	06/11/2004	08/06/2010	16,292.00	15,284.00	1,008.00
8522.54 GOVERNMENT CREDIT CTF	11/30/2005	08/06/2010	66,899.00	62,767.00	4,132.00
1572.402 GOVERNMENT CREDIT CTF	04/30/2006	08/06/2010	12,343.00	11,353.00	990.00
1214.801 GOVERNMENT CREDIT CTF	04/30/2007	08/06/2010	9,536.00	8,977.00	559.00
8389.708 GOVERNMENT CREDIT CTF	06/30/2007	08/06/2010	65,857.00	60,733.00	5,124.00
1577.466 GOVERNMENT CREDIT CTF	07/31/2009	08/06/2010	12,383.00	11,784.00	599.00

6b Total. Combine the amounts in column (f). Enter here and on Schedule D, line 6b





GAINS AND LOSSES FROM PASS-THRU ENTITIES

=====

NET SHORT-TERM GAIN (LOSS) FROM PARTNERSHIPS, S CORPORATIONS  
AND OTHER FIDUCIARIES

COMMON TRUST FUNDS 34,888.00

-----

TOTAL NET SHORT-TERM GAIN OR LOSS (ROUNDED)

34,888.00

-----  
=====

NET LONG-TERM GAIN (LOSS) FROM PARTNERSHIPS, S CORPORATIONS  
AND OTHER FIDUCIARIES

COMMON TRUST FUNDS 27,964.00

-----

TOTAL NET LONG-TERM GAIN OR LOSS (ROUNDED)

27,964.00

-----  
=====

**FORM 990-PF - PART IV  
CAPITAL GAINS AND LOSSES FOR TAX ON INVESTMENT INCOME**

Kind of Property		Description				P or D	Date acquired	Date sold
Gross sale price less expenses of sale	Depreciation allowed/ allowable	Cost or other basis	FMV as of 12/31/69	Adj basis as of 12/31/69	Excess of FMV over adj basis		Gain or (loss)	
		TOTAL SHORT-TERM COMMON TRUST FUND AND PARTNERSHIP, S CORPORATION, AND OTHER ESTATES OR TRUST GAIN OR LOSS					34,888.	
		TOTAL LONG-TERM COMMON TRUST FUND AND PARTNERSHIP, S CORPORATION, AND OTHER ESTATES OR TRUST GAIN OR LOSS					27,964.	
4,338.00		82.981 LARGE CAP CORE CTF PROPERTY TYPE: SECURITIES 4,179.00					10/11/2002 159.00	01/31/2010
33,012.00		570.752 LARGE CAP CORE CTF PROPERTY TYPE: SECURITIES 29,482.00					10/11/2002 3,530.00	04/30/2010
5,559.00		420.824 SMALL CAP GROWTH CTF PROPERTY TYPE: SECURITIES 5,972.00					06/11/2004 -413.00	04/30/2010
5,233.00		311.695 MID CAP VALUE CTF PROPERTY TYPE: SECURITIES 5,416.00					06/11/2004 -183.00	04/30/2010
3,102.00		189.947 SMALL CAP VALUE CTF PROPERTY TYPE: SECURITIES 3,096.00					06/11/2004 6.00	04/30/2010
10,248.00		656.976 MID CAP GROWTH CTF PROPERTY TYPE: SECURITIES 9,609.00					06/11/2004 639.00	04/30/2010
6,360.00		813.159 GOVERNMENT CREDIT CTF PROPERTY TYPE: SECURITIES 6,436.00					10/11/2002 -76.00	07/31/2010
81,375.00		1489.502 LARGE CAP CORE CTF PROPERTY TYPE: SECURITIES 76,642.00					10/11/2002 4,733.00	08/06/2010
13,815.00		1142.04 SMALL CAP GROWTH CTF PROPERTY TYPE: SECURITIES 16,887.00					06/11/2004 -3,072.00	08/06/2010



**FORM 990-PF - PART IV  
CAPITAL GAINS AND LOSSES FOR TAX ON INVESTMENT INCOME**

Kind of Property		Description				P or D	Date acquired	Date sold
Gross sale price less expenses of sale	Depreciation allowed/ allowable	Cost or other basis	FMV as of 12/31/69	Adj basis as of 12/31/69	Excess of FMV over adj basis		Gain or (loss)	
3,952.00		326.729 SMALL CAP GROWTH CTF PROPERTY TYPE: SECURITIES 4,305.00					08/13/2004 -353.00	08/06/2010
2,767.00		228.72 SMALL CAP GROWTH CTF PROPERTY TYPE: SECURITIES 3,098.00					10/31/2006 -331.00	08/06/2010
933.00		77.124 SMALL CAP GROWTH CTF PROPERTY TYPE: SECURITIES 1,000.00					04/30/2008 -67.00	08/06/2010
3,283.00		271.42 SMALL CAP GROWTH CTF PROPERTY TYPE: SECURITIES 2,505.00					10/31/2008 778.00	08/06/2010
10,552.00		702.467 SMALL CAP VALUE CTF PROPERTY TYPE: SECURITIES 11,769.00					06/11/2004 -1,217.00	08/06/2010
433.00		28.844 SMALL CAP VALUE CTF PROPERTY TYPE: SECURITIES 465.00					08/13/2004 -32.00	08/06/2010
1,404.00		93.434 SMALL CAP VALUE CTF PROPERTY TYPE: SECURITIES 1,149.00					10/31/2008 255.00	08/06/2010
12,991.00		869.629 MID CAP GROWTH CTF PROPERTY TYPE: SECURITIES 13,153.00					06/11/2004 -162.00	08/06/2010
690.00		46.199 MID CAP GROWTH CTF PROPERTY TYPE: SECURITIES 627.00					08/13/2004 63.00	08/06/2010
235,335.00		29980.096 GOVERNMENT CREDIT CTF PROPERTY TYPE: SECURITIES 237,315.00					10/11/2002 -1,980.00	08/06/2010
16,292.00		2075.486 GOVERNMENT CREDIT CTF PROPERTY TYPE: SECURITIES 15,284.00					06/11/2004 1,008.00	08/06/2010

~~SECRET~~

**FORM 990-PF - PART IV  
CAPITAL GAINS AND LOSSES FOR TAX ON INVESTMENT INCOME**

Kind of Property		Description				P or D	Date acquired	Date sold
Gross sale price less expenses of sale	Depreciation allowed/ allowable	Cost or other basis	FMV as of 12/31/69	Adj basis as of 12/31/69	Excess of FMV over adj basis		Gain or (loss)	
66,899.00		8522.54				GOVERNMENT CREDIT CTF PROPERTY TYPE: SECURITIES	11/30/2005	08/06/2010
		62,767.00					4,132.00	
12,343.00		1572.402				GOVERNMENT CREDIT CTF PROPERTY TYPE: SECURITIES	04/30/2006	08/06/2010
		11,353.00					990.00	
9,536.00		1214.801				GOVERNMENT CREDIT CTF PROPERTY TYPE: SECURITIES	04/30/2007	08/06/2010
		8,977.00					559.00	
65,857.00		8389.708				GOVERNMENT CREDIT CTF PROPERTY TYPE: SECURITIES	06/30/2007	08/06/2010
		60,733.00					5,124.00	
12,383.00		1577.466				GOVERNMENT CREDIT CTF PROPERTY TYPE: SECURITIES	07/31/2009	08/06/2010
		11,784.00					599.00	
48,011.00		6116.253				GOVERNMENT CREDIT CTF PROPERTY TYPE: SECURITIES	04/30/2010	08/06/2010
		47,336.00					675.00	
6,553.00		113.928				LARGE CAP CORE CTF PROPERTY TYPE: SECURITIES	10/11/2002	10/31/2010
		5,996.00					557.00	
TOTAL GAIN (LOSS) .....							78,773.	
							=====	

ATKINS GRACE UW FBO CHARITIES

06-6138990

FORM 990PF, PART I - DIVIDENDS AND INTEREST FROM SECURITIES

DESCRIPTION	REVENUE AND EXPENSES PER BOOKS	NET INVESTMENT INCOME
LARGE CAP CORE CTF	9,075.	9,075.
SMALL CAP CTF	159.	159.
INTERNATIONAL EQUITY CTF	4,995.	4,995.
AGGREGATE BOND CTF	6,372.	6,372.
SMALL CAP GROWTH CTF	54.	54.
MID CAP VALUE CTF	649.	649.
SMALL CAP VALUE CTF	130.	130.
MID CAP GROWTH CTF	316.	316.
GOVERNMENT CREDIT CTF	11,399.	11,399.
BANK OF AMERICA MONEY MARKET SAVINGS ACC	7.	7.
TOTAL	33,156.	33,156.

ATKINS GRACE UW FBO CHARITIES

06-6138990

FORM 990PF, PART I - OTHER INCOME  
=====

DESCRIPTION	REVENUE AND EXPENSES PER BOOKS	NET INVESTMENT INCOME
SMALL CAP CTF	15.	15.
INTERNATIONAL EQUITY CTF	1,590.	1,590.
TOTALS	1,605.	1,605.

ATKINS GRACE UW FBO CHARITIES

06-6138990

FORM 990PF, PART I - LEGAL FEES

DESCRIPTION	REVENUE AND EXPENSES PER BOOKS	NET INVESTMENT INCOME	ADJUSTED NET INCOME	CHARITABLE PURPOSES
LEGAL FEES - PRINCIPAL (ALLOCA	150.			150.
LEGAL FEES - INCOME (ALLOCABLE	150.			150.
TOTALS	300.	NONE	NONE	300.

ATKINS GRACE UW FBO CHARITIES

06-6138990

FORM 990PF, PART I - ACCOUNTING FEES  
=====

DESCRIPTION	REVENUE AND EXPENSES PER BOOKS	NET INVESTMENT INCOME	ADJUSTED NET INCOME	CHARITABLE PURPOSES
AUDIT & ACCOUNTING FEES (ALLOC	366.	366.		845.
TAX PREPARATION FEE (NON-ALLOC	845.			
TOTALS	1,211.	366.	NONE	845.



ATKINS GRACE UW FBO CHARITIES

06-6138990

FORM 990PF, PART I - TAXES  
=====

DESCRIPTION -----	REVENUE AND EXPENSES PER BOOKS -----	NET INVESTMENT INCOME -----
FOREIGN TAXES	703.	703.
FEDERAL ESTIMATES - PRINCIPAL	600.	
	-----	-----
TOTALS	1,303.	703.
	=====	=====



ATKINS GRACE UW FBO CHARITIES

06-6138990

FORM 990PF, PART I - OTHER EXPENSES  
=====

REVENUE  
AND  
EXPENSES  
PER BOOKS  
-----

CHARITABLE  
PURPOSES  
-----

DESCRIPTION  
-----

OTHER ALLOCABLE EXPENSE-PRINCI  
OTHER ALLOCABLE EXPENSE-INCOME

394.  
394.

394.  
394.

TOTALS

-----  
788.  
=====

-----  
788.  
=====





ATKINS GRACE UW FBO CHARITIES

06-6138990

FORM 990PF, PART III - OTHER INCREASES IN NET WORTH OR FUND BALANCES

=====

DESCRIPTION

AMOUNT

-----

-----

ROUNDING

2.

TOTAL

2.

-----  
=====



ATKINS GRACE UW FBO CHARITIES

06-6138990

FORM 990PF, PART III - OTHER DECREASES IN NET WORTH OR FUND BALANCES

-----  
DESCRIPTION  
-----

AMOUNT  
-----

CTF ADJ

2,109.

TOTAL

-----  
2,109.  
=====



.ATKINS GRACE UW FBO CHARITIES

06-6138990

-----  
STATE(S) WHERE THE FOUNDATION IS REGISTERED  
=====

CT



ATKINS GRACE UW FBO CHARITIES

06-6138990

FORM 990PF, PART VIII - LIST OF OFFICERS, DIRECTORS, AND TRUSTEES

=====

OFFICER NAME:

BANK OF AMERICA, N.A.

ADDRESS:

777 MAIN STREET

HARTFORD, CT 06115

TITLE:

TRUSTEE

AVERAGE HOURS PER WEEK DEVOTED TO POSITION: 40

COMPENSATION ..... 17,665.

TOTAL COMPENSATION: 17,665.

=====



ATKINS GRACE UW FBO CHARITIES  
FORM 990PF, PART XV - LINES 2a - 2d  
=====

06-6138990

## RECIPIENT NAME:

BANK OF AMERICA, N.A

## ADDRESS:

777 MAIN STREET

HARTFORD, CT 06115

## FORM, INFORMATION AND MATERIALS:

SCHOLARSHIP APPLICATIONS OBTAINED FROM PUBLIC LIBRARY  
OR HIGH SCHOOL GUIDANCE DEPT.

## SUBMISSION DEADLINES:

MARCH 15

## RESTRICTIONS OR LIMITATIONS ON AWARDS:

RESIDENTS OF BRISTOL, CT ATTENDING A 4 YEAR COLLEGE.



ATKINS GRACE UW FBO CHARITIES

06-6138990

FORM 990PF, PART XV, LINE 3 - CONTRIBUTIONS, GIFTS, GRANTS PAID

=====

RECIPIENT NAME:

SEE ATTACHED SCHEDULE

RELATIONSHIP:

NONE

PURPOSE OF GRANT:

SUPPORTS NAMED ORGANIZATION/SCHOLARSHIPS

FOUNDATION STATUS OF RECIPIENT:

N/A

AMOUNT OF GRANT PAID ..... 45,477.

TOTAL GRANTS PAID: ..... 45,477.

=====

Settlement Date



**Account Summary**

Dec. 01, 2010 through Dec. 31, 2010

**Account:** 42-09-900-8555077 ATKINS GRACE UW FBO CHARITIES

**Market Value \$1,411,190.14**

Account Activity		YTD Since 10/01/10	
Description	Current Period	10/01/10	
<b>Beginning Market Value</b>	<b>\$1,367,676.86</b>	<b>\$1,337,792.32</b>	
Income	3,076.81	8,431.73	
Disbursements	-12,338.03	-12,338.03	
Bank Fees	-4,444.63	-4,441.15	
Change in Market Value	57,219.13	81,745.27	
<b>Ending Market Value</b>	<b>\$1,411,190.14</b>	<b>\$1,411,190.14</b>	
Change in Account Value	43,513.28	73,397.82	

Realized Gain/Loss Summary			Fiscal YTD	
Description	Current Period	YTD		
Short-term	\$6,601.55	\$34,459.66		
Long-term	1,285.98	43,138.82		
<b>Net Total</b>	<b>\$7,887.53</b>	<b>\$77,598.48</b>		

Income Summary			
Description	Current Period	YTD Since 10/01/10	
Collective Fund - Taxable	\$3,076.81	\$8,431.73	
<b>Total Income</b>	<b>\$3,076.81</b>	<b>\$8,431.73</b>	

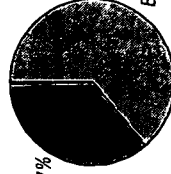
**Portfolio Allocation**

Description	Market Value	Tax Cost	Estimated Annual Income	Current Yield
Cash/Currency	\$5,876.37	\$5,876.37	\$0.00	0.0%
Equities	901,708.89	795,620.64	16,703.60	1.9%
Fixed Income	503,604.88	512,181.68	17,836.30	3.5%
<b>Total Assets</b>	<b>\$1,411,190.14</b>	<b>\$1,313,678.69</b>	<b>\$34,539.90</b>	<b>2.4%</b>
<b>Total</b>	<b>\$1,411,190.14</b>	<b>\$1,313,678.69</b>		

Cash/Currency 0.4%

Fixed Income 35.7%

Equities 63.9%



Market Value includes accrued income unless otherwise noted

The amounts shown throughout this statement should not be used in the preparation of tax documents. Detail specifying taxable nature of income will be provided with year-end tax documentation. Please consult your tax advisor.

Settlement Date



**Account Summary**

Dec. 01, 2010 through Dec. 31, 2010

**Account:** 42-09-900-8555077 ATKINS GRACE UW FBO CHARITIES

**Cash Summary**

	Current Period		YTD Since 10/01/10	
	Income Cash	Principal Cash	Income Cash	Principal Cash
<b>Beginning Value</b>	<b>\$0.00</b>	<b>\$0.00</b>	<b>\$0.00</b>	<b>\$0.00</b>
Income	3,076.81	0.00	8,431.73	0.00
Disbursements	-11,958.53	-379.50	-11,958.53	-379.50
Bank Fees	-2,222.32	-2,222.31	-2,220.58	-2,220.57
Income/Principal Transfers	5,211.96	-5,211.96	5,211.96	-5,211.96
Sales and Maturities	0.00	0.00	0.00	6,552.94
Net Automated Money Market Transactions	5,892.08	7,813.77	535.42	1,259.09
<b>Ending Value</b>	<b>\$0.00</b>	<b>\$0.00</b>	<b>\$0.00</b>	<b>\$0.00</b>

Settlement Date



**Portfolio Analysis**

Dec. 01, 2010 through Dec. 31, 2010

**Account:** 42-09-900-8555077 ATKINS GRACE UW FBO CHARITIES

**Portfolio Summary by Asset Class**

Description	Market Value	% of Account	% of Sector	Tax Cost	Estimated Annual Income	Current Yield
<b>Cash/Currency</b>						
Cash Equivalents	\$5,876.37	0.4%	100.0%	\$5,876.37	\$0.00	0.0%
<b>Total Cash/Currency</b>	<b>\$5,876.37</b>	<b>0.4%</b>	<b>100.0%</b>	<b>\$5,876.37</b>	<b>\$0.00</b>	<b>0.0%</b>
<b>Equities</b>						
U.S. Large Cap	\$536,151.72	38.0%	59.5%	\$471,925.78	\$9,653.34	1.8%
U.S. Mid Cap	87,536.25	6.2%	9.7%	75,553.39	1,187.22	1.4%
U.S. Small Cap	56,379.48	4.0%	6.3%	47,439.17	500.23	0.9%
International Developed	221,641.44	15.7%	24.6%	200,702.30	5,362.81	2.4%
<b>Total Equities</b>	<b>\$901,708.89</b>	<b>63.9%</b>	<b>100.0%</b>	<b>\$795,620.64</b>	<b>\$16,703.60</b>	<b>1.9%</b>
<b>Fixed Income</b>						
Investment Grade Taxable	\$503,604.88	35.7%	100.0%	\$512,181.68	\$17,836.30	3.5%
<b>Total Fixed Income</b>	<b>\$503,604.88</b>	<b>35.7%</b>	<b>100.0%</b>	<b>\$512,181.68</b>	<b>\$17,836.30</b>	<b>3.5%</b>
<b>Total Assets</b>	<b>\$1,411,190.14</b>	<b>100.0%</b>		<b>\$1,313,678.69</b>	<b>\$34,539.90</b>	<b>2.4%</b>
<b>Total</b>	<b>\$1,411,190.14</b>			<b>\$1,313,678.69</b>	<b>\$34,539.90</b>	

Settlement Date



### Portfolio Analysis

Dec. 01, 2010 through Dec 31, 2010

Account: 42-09-900-8555077 ATKINS GRACE UW FBO CHARITIES

Equities - Summary by Business Sector			
Sector	Market Value	% of Equities	% of S&P 500
Consumer Discretionary	\$0.00	0.0%	10.7%
Consumer Staples	0.00	0.0	10.6
Energy	0.00	0.0	12.0
Financials	0.00	0.0	16.1
Health Care	0.00	0.0	10.9
Industrials	0.00	0.0	10.9
Information Technology	0.00	0.0	18.7
Materials	0.00	0.0	3.7
Telecommunication Services	0.00	0.0	3.1
Utilities	0.00	0.0	3.3
Other Equities	901,708.89	100.0	0.0
<b>Total Equities</b>	<b>\$901,708.89</b>	<b>100.0%</b>	<b>100.0%</b>

Settlement Date



**Portfolio Detail**

Dec. 01, 2010 through Dec. 31, 2010

Account: 42-09-900-8555077 ATKINS GRACE UW FBO CHARITIES

Units	Description	CUSIP	Market Value(1)/ Market Price	Accrued Income	Average Unit Cost	Tax Cost/ Unrealized Gain/Loss	Estimated Annual Income	Cur Yld/ YTM
<b>Cash/Currency</b>								
	BOFA GOVERNMENT RESERVES	097100630	\$5,876.37	\$0.00	\$5,876.37	\$0.00	\$0.00	0.0%
5,876.370	CAPITAL CLASS - FORMERLY				1,000			
	COLUMBIA GOVERNMENT RESERVES							
	<b>Total Cash Equivalents</b>		<b>\$5,876.37</b>	<b>\$0.00</b>	<b>\$5,876.37</b>	<b>\$0.00</b>	<b>\$0.00</b>	<b>0.0%</b>
	<b>Total Cash/Currency</b>		<b>\$5,876.37</b>	<b>\$0.00</b>	<b>\$5,876.37</b>	<b>\$0.00</b>	<b>\$0.00</b>	<b>0.0%</b>

<b>Equities</b>								
(2) Industry Sector Codes	CND = Consumer Discretionary CNS = Consumer Staples ENR = Energy	FIN = Financials HEA = Health Care IND = Industrials	IFT = Information Technology MAT = Materials OEQ = Other Equities	TEL = Telecommunication Services UTL = Utilities				
<b>U.S. Large Cap</b>								
8,681.057	LARGE CAP CORE CTF	1261291H8	\$536,075.24	\$76.48	\$471,925.78	\$64,149.46	\$9,653.34	1.8%
	ORIGINAL COST	OEQ	61,752		54,363			
	Ticker: INEQPT							
	<b>Total U.S. Large Cap</b>		<b>\$536,075.24</b>	<b>\$76.48</b>	<b>\$471,925.78</b>	<b>\$64,149.46</b>	<b>\$9,653.34</b>	<b>1.8%</b>
<b>U.S. Mid Cap</b>								
2,536.556	MID CAP GROWTH CTF	323991307	\$46,015.66	\$2.08	\$37,261.37	\$8,754.29	\$322.14	0.7%
	ORIGINAL COST	OEQ	18,141		14,690			
	Ticker: CTFGE							
2,306.888	MID CAP VALUE CTF	302993993	41,497.92	20.59	38,292.02	3,205.90	865.08	2.1
	ORIGINAL COST	OEQ	17,989		16,599			
	Ticker: MIDVAL							
	<b>Total U.S. Mid Cap</b>		<b>\$87,513.58</b>	<b>\$22.67</b>	<b>\$75,553.39</b>	<b>\$11,960.19</b>	<b>\$1,187.22</b>	<b>1.4%</b>
<b>U.S. Small Cap</b>								
3,013.436	SMALL CAP CTF	1261291Q8	\$56,363.91	\$15.57	\$47,439.17	\$8,924.74	\$500.23	0.9%
	ORIGINAL COST	OEQ	18,704		15,743			
	Ticker: SCEQPT							

(1) Market Value in the Portfolio Detail section does not include Accrued Income.

Settlement Date



**Portfolio Detail**

Dec. 01, 2010 through Dec. 31, 2010

**Account:** 42-09-900-8555077 ATKINS GRACE UW FBO CHARITIES

Units	Description	CUSIP Sector (2)	Market Value(1)/ Market Price	Accrued Income	Average Unit Cost	Tax Cost/ Average Unit Cost	Unrealized Gain/Loss	Estimated Annual Income	Cur Yld/ YTM
<b>Equities (cont)</b>									
<b>U.S. Small Cap (cont)</b>									
	<b>Total U.S. Small Cap</b>		<b>\$56,363.91</b>	<b>\$15.57</b>	<b>\$47,439.17</b>	<b>\$8,924.74</b>	<b>\$500.23</b>	<b>0.9%</b>	
<b>International Developed</b>									
10,790.355	INTERNATIONAL EQUITY CTF ORIGINAL COST 186,098.46 Ticker: INLEPT	1261292H7 OEQ	\$221,641.44 20.541	\$0.00	\$200,702.30 18.600	\$20,939.14	\$5,362.81	2.4%	
	<b>Total International Developed</b>		<b>\$221,641.44</b>	<b>\$0.00</b>	<b>\$200,702.30</b>	<b>\$20,939.14</b>	<b>\$5,362.81</b>	<b>2.4%</b>	
	<b>Total Equities</b>		<b>\$901,594.17</b>	<b>\$114.72</b>	<b>\$795,620.64</b>	<b>\$105,973.53</b>	<b>\$16,703.60</b>	<b>1.9%</b>	
<b>Fixed Income</b>									
<b>Investment Grade Taxable</b>									
31,073.695	AGGREGATE BOND CTF ORIGINAL COST 509,621.03	202671913	\$503,213.63 16.194	\$391.25	\$512,181.68 16.483	-\$8,968.05	\$17,836.30	3.5%	
	<b>Total Investment Grade Taxable</b>		<b>\$503,213.63</b>	<b>\$391.25</b>	<b>\$512,181.68</b>	<b>-\$8,968.05</b>	<b>\$17,836.30</b>	<b>3.5%</b>	
	<b>Total Fixed Income</b>		<b>\$503,213.63</b>	<b>\$391.25</b>	<b>\$512,181.68</b>	<b>-\$8,968.05</b>	<b>\$17,836.30</b>	<b>3.5%</b>	
	<b>Total Portfolio</b>		<b>\$1,410,684.17</b>	<b>\$505.97</b>	<b>\$1,313,678.69</b>	<b>\$97,005.48</b>	<b>\$34,539.90</b>	<b>2.4%</b>	
	Accrued Income		\$505.97						
	<b>Total</b>		<b>\$1,411,190.14</b>						

Settlement Date



**Account Summary**

Dec. 01, 2010 through Dec. 31, 2010

**Account:** 42-09-900-8555076 ATKINS G SCHOLARSHIPS TR U/W


**Market Value \$7,747.47**

Account Activity		Realized Gain/Loss Summary		Income Summary	
Description	Current Period	Description	Fiscal YTD	Description	Current Period

<b>Beginning Market Value</b>	<b>\$3,894.95</b>	Short-term	\$0.00	Interest - Taxable	\$0.48
Income	0.48	Long-term	0.00	<b>Total Income</b>	<b>\$0.48</b>
Deposits	3,859.67	<b>Net Total</b>	<b>\$0.00</b>		
Disbursements	0.00				
Bank Fees	-7.67				
Change in Market Value	0.04				
<b>Ending Market Value</b>	<b>\$7,747.47</b>				
Change in Account Value	3,852.52				

**Portfolio Allocation**

Description	Market Value	Tax Cost	Estimated Annual Income	Current Yield
Cash/Currency	\$7,747.47	\$7,746.95	\$10.07	0.1%
<b>Total Assets</b>	<b>\$7,747.47</b>	<b>\$7,746.95</b>	<b>\$10.07</b>	<b>0.1%</b>
<b>Total</b>	<b>\$7,747.47</b>	<b>\$7,746.95</b>	<b>\$10.07</b>	<b>0.1%</b>



Cash/Currency 100.0%

Market Value includes accrued income unless otherwise noted

The amounts shown throughout this statement should not be used in the preparation of tax documents. Detail specifying taxable nature of income will be provided with year-end tax documentation. Please consult your tax advisor.

Settlement Date



**Account Summary**

Dec. 01, 2010 through Dec. 31, 2010

**Account:** 42-09-900-8555076 ATKINS G SCHOLARSHIPS TR U/W

**Cash Summary**

	Current Period		
	Income Cash	Principal Cash	
<b>Beginning Value</b>	<b>\$0.00</b>	<b>\$0.00</b>	
Income	0.48	0.00	
Deposits	0.00	3,859.67	
Bank Fees	0.00	-7.67	
Income/Principal Transfers	-0.48	0.48	
Net Automated Money Market Transactions	0.00	-3,852.48	
<b>Ending Value</b>	<b>\$0.00</b>	<b>\$0.00</b>	

Settlement Date



### Portfolio Analysis

Dec. 01, 2010 through Dec. 31, 2010

Account: 42-09-900-8555076 ATKINS G SCHOLARSHIPS TR U/W

#### Portfolio Summary by Asset Class

Description	Market Value	% of Account	% of Sector	Tax Cost	Estimated Annual Income	Current Yield
<b>Cash/Currency</b>						
Cash Equivalents	\$7,747.47	100.0%	100.0%	\$7,746.95	\$10.07	0.1%
<b>Total Cash/Currency</b>	<b>\$7,747.47</b>	<b>100.0%</b>	<b>100.0%</b>	<b>\$7,746.95</b>	<b>\$10.07</b>	<b>0.1%</b>
<b>Total Assets</b>	<b>\$7,747.47</b>	<b>100.0%</b>		<b>\$7,746.95</b>	<b>\$10.07</b>	<b>0.1%</b>
<b>Total</b>	<b>\$7,747.47</b>			<b>\$7,746.95</b>	<b>\$10.07</b>	

BANK 42  
REGION 09  
OFFICE 900

- T R A N S A C T I O N A N A L Y S I S / S U M M A R Y -  
01/01/10 THROUGH 12/31/10  
ACCOUNT 8555077 ATKINS GRACE UW FBO CHARITIES

DATE 04/27/11  
TIME 14.01  
PAGE 0001

DATE	-TRANSACTION- DESCRIPTION	-CODES- TRAN TAX INDV	HISTORY	INCOME	PRINCIPAL	INVEST/UNITS
03-26-10	FORESTVILLE CEMETERY ASSOC DISTRIBUTION TO BENEFICIARY 33.3333% TO FORESTVILLE CEM CKG ACCT #XXXX9591 ACH TO FARMINGTON SAVINGS BA	076 305 01-0004 0000 03-26-10	40261-00001 0000 03-26-10	3,859.68-		
03-26-10	BRISTOL HOSPITAL DISTRIBUTION TO BENEFICIARY 33.3333% QTRLY. DIST. TO BRISTOL HOSP.	076 305 01-0001 0000 03-26-10	40261-00003 0000 03-26-10	3,859.68-		
06-25-10	FORESTVILLE CEMETERY ASSOC DISTRIBUTION TO BENEFICIARY 33.3333% TO FORESTVILLE CEM CKG ACCT #XXXX9591 ACH TO FARMINGTON SAVINGS BA	076 305 01-0004 0000 06-25-10	40352-00001 0000 06-25-10	3,859.68-		
06-25-10	BRISTOL HOSPITAL DISTRIBUTION TO BENEFICIARY 33.3333% QTRLY. DIST. TO BRISTOL HOSP.	076 305 01-0001 0000 06-25-10	40352-00003 0000 06-25-10	3,859.68-		
09-27-10	FORESTVILLE CEMETERY ASSOC DISTRIBUTION TO BENEFICIARY 33.3333% TO FORESTVILLE CEM CKG ACCT #XXXX9591 ACH TO FARMINGTON SAVINGS BA	076 305 01-0004 0000 09-27-10	40446-00001 0000 09-27-10	3,859.68-		
09-27-10	BRISTOL HOSPITAL DISTRIBUTION TO BENEFICIARY 33.3333% QTRLY. DIST. TO BRISTOL HOSP.	076 305 01-0001 0000 09-27-10	40446-00003 0000 09-27-10	3,859.68-		
12-27-10	FORESTVILLE CEMETERY ASSOC DISTRIBUTION TO BENEFICIARY 33.3333% TO FORESTVILLE CEM CKG ACCT #XXXX9591 ACH TO FARMINGTON SAVINGS BA	076 305 01-0004 0000 12-27-10	40537-00001 0000 12-27-10	3,859.68-		
12-27-10	BRISTOL HOSPITAL DISTRIBUTION TO BENEFICIARY 33.3333% QTRLY. DIST. TO BRISTOL HOSP	076 305 01-0001 0000 12-27-10	40537-00003 0000 12-27-10	3,859.68-		

BANK 42  
REGION 09  
OFFICE 900

- T R A N S A C T I O N A N A L Y S I S / S U M M A R Y -  
01/01/10 THROUGH 12/31/10  
ACCOUNT 8555076 ATKINS G SCHOLARSHIPS TR U/W

DATE 04/27/11  
TIME 14.01  
PAGE 0001

DATE	-TRANSACTION- DESCRIPTION	-CODES- TRAN TAX INDV	HISTORY	INCOME	PRINCIPAL	INVEST/UNITS
07-12-10	CENTRAL CT STATE UNIVERSITY F/B/O JESSICA MORNEAULT/ ID# 30256965	086 823 00-9998	40369-00001 07-12-10		500.00-	
07-12-10	NORTHEASTERN UNIVERSITY F/B/O ALAN PASTYRNAK JR/ ID# 000077490	086 823 00-9998	40369-00002 07-12-10		500.00-	
07-12-10	QUINNIPIAC UNIVERSITY F/B/O EMILY KACZMARCZYK / ID# 1180867	086 823 00-9998	40369-00003 07-12-10		500.00-	
07-12-10	WENTWORTH INSTITUTE OF TECHNOLOG F/B/O CHRISTINA STRID/ ID# W00075249	086 823 00-9998	40369-00004 07-12-10		1,000.00-	
07-12-10	SPRINGFIELD COLLEGE F/B/O SCOTT MORNEAULT/ ID# S43171	086 823 00-9998	40369-00005 07-12-10		1,200.00-	
07-12-10	ALBERTUS MAGNUS COLLEGE F/B/O JONATHAN WINIARSKI/ ID# 0321645	086 823 00-9998	40369-00006 07-12-10		400.00-	
07-12-10	UNIVERSITY OF CONNECTICUT F/B/O KRISTEN WEGLARZ/ ID# 1614034	086 823 00-9998	40369-00007 07-12-10		500.00-	
07-14-10	CENTRAL CT STATE UNIVERSITY F/B/O CANDACE C CORBELL, #30260863	086 823 00-9998	40371-00001 07-14-10		500.00-	
07-14-10	UNIVERSITY OF CONNECTICUT F/B/O AMANDA SAVATH, #1705043	086 823 00-9998	40371-00002 07-14-10		750.00-	
07-14-10	UNIVERSITY OF CONNECTICUT F/B/O LARYSA KHRYSTENKO, #1514011	086 823 00-9998	40371-00003 07-14-10		500.00-	
07-14-10	SAINT JOSEPH COLLEGE F/B/O MARTA DABROWSKA, #372658	086 823 00-9998	40371-00004 07-14-10		500.00-	
07-14-10	GOODWIN COLLEGE F/B/O LILIANE COLBERT, #100718	086 823 00-9998	40371-00005 07-14-10		1,000.00-	
07-14-10	ROGER WILLIAMS UNIVERSITY F/B/O MITCH BUONAFEDE, #0768363	086 823 00-9998	40371-00006 07-14-10		750.00-	
07-14-10	ENDICOTT COLLEGE F/B/O KALEIGH N RUSGROVE, #241094	086 823 00-9998	40371-00007 07-14-10		750.00-	
07-14-10	UNIVERSITY OF CONNECTICUT F/B/O SARAH PERKINS, #1797658	086 823 00-9998	40371-00008 07-14-10		1,500.00-	
07-30-10	STONEHILL COLLEGE F/B/O AMY OLIVER, ID#660265172	086 823 00-9998	40387-00001 07-30-10		500.00-	

BANK 42  
REGION 09  
OFFICE 900

- T R A N S A C T I O N A N A L Y S I S / S U M M A R Y -  
01/01/10 THROUGH 12/31/10  
ACCOUNT 8555076 ATKINS G SCHOLARSHIPS TR U/W

DATE 04/27/11  
TIME 14.01  
PAGE 0002

DATE	-TRANSACTION- DESCRIPTION	-CODES- TRAN TAX INDV	HISTORY	INCOME	C A S H	PRINCIPAL	INVEST/UNITS
07-30-10	UNIVERSITY OF RHODE ISLAND F/B/O MORGAN DEPREY, ID#100336831	086 823 00-9998	40387-00002 07-30-10			500.00-	
07-30-10	UNIVERSITY OF HARTFORD F/B/O JENNIFER STRID, ID#16240794	086 823 00-9998	40387-00003 07-30-10			500.00-	
08-06-10	PROVIDENCE COLLEGE F/B/O MICHELLE LAFRANCE, ID#000948865	086 823 00-9998	40394-00001 08-06-10			1,500.00-	
08-06-10	UNIVERSITY OF HARTFORD F/B/O CLAIRE CONSONNI, ID#19043685	086 823 00-9998	40394-00002 08-06-10			750 00-	

BANK 42  
REGION 09  
OFFICE 900

- T R A N S A C T I O N A N A L Y S I S / S U M M A R Y -  
01/01/10 THROUGH 12/31/10  
ACCOUNT 8555076 ATKINS G SCHOLARSHIPS TR U/W

DATE 04/27/11  
TIME 14.01  
PAGE 0003

-TRANSACTION-  
DATE DESCRIPTION

-CODES-  
TRAN TAX INDV

HISTORY

INCOME

- C A S H -

PRINCIPAL

INVEST/UNITS

TOTALS FOR TAX CODE 823

CHARITABLE CONTRIBUTIONS ASSETS/CASH

45,477.00