



See a Social Security Number? Say Something!
Report Privacy Problems to <https://public.resource.org/privacy>
Or call the IRS Identity Theft Hotline at 1-800-908-4490



**Return of Private Foundation
or Section 4947(a)(1) Nonexempt Charitable Trust
Treated as a Private Foundation**

2010

Department of the Treasury
Internal Revenue Service

Note The foundation may be able to use a copy of this return to satisfy state reporting requirements

For calendar year 2010, or tax year beginning _____, **2010, and ending** _____

G Check all that apply: Initial return Initial Return of a former public charity Final return
 Amended return Address change Name change

THE MOE-LIFE FOUNDATION
135 OCEAN WAY
SANTA MONICA, CA 90402

A Employer identification number
04-3781296

B Telephone number (see the instructions)
(310) 776-0318

C If exemption application is pending, check here

D 1 Foreign organizations, check here
2 Foreign organizations meeting the 85% test, check here and attach computation

E If private foundation status was terminated under section 507(b)(1)(A), check here

F If the foundation is in a 60-month termination under section 507(b)(1)(B), check here

H Check type of organization: Section 501(c)(3) exempt private foundation
 Section 4947(a)(1) nonexempt charitable trust Other taxable private foundation

I Fair market value of all assets at end of year (from Part II, column (c), line 16)
\$ 901,293.

J Accounting method: Cash Accrual
 Other (specify) _____
(Part I, column (d) must be on cash basis)

Part I Analysis of Revenue and Expenses (The total of amounts in columns (b), (c), and (d) may not necessarily equal the amounts in column (a) (see the instructions))		(a) Revenue and expenses per books	(b) Net investment income	(c) Adjusted net income	(d) Disbursements for charitable purposes (cash basis only)
REVENUE	1 Contributions, gifts, grants, etc. received (att sch)				
	2 Ck <input checked="" type="checkbox"/> if the foundn is not req to att Sch B				
	3 Interest on savings and temporary cash investments	20,042.	20,042.		
	4 Dividends and interest from securities	7,192.	7,192.		
	5a Gross rents				
	b Net rental income or (loss)				
	6a Net gain/(loss) from sale of assets not on line 10	15,746.			
	b Gross sales price for all assets on line 6a	389,354.			
	7 Capital gain net income (from Part IV, line 2)		15,746.		
	8 Net short-term capital gain				
	9 Income modifications				
	10a Gross sales less returns and allowances				
b Less Cost of goods sold					
c Gross profit/(loss) (att sch)					
11 Other income (attach schedule)					
12 Total. Add lines 1 through 11	42,980.	42,980.	0.		
ADMINISTRATIVE EXPENSES	13 Compensation of officers, directors, trustees, etc	0.			
	14 Other employee salaries and wages				
	15 Pension plans, employee benefits				
	16a Legal fees (attach schedule) SEE ST 1	4,690.	563.		4,127.
	b Accounting fees (attach sch)				
	c Other prof fees (attach sch) SEE ST 2	5,582.	5,582.		
	17 Interest				
	18 Taxes (attach schedule)(see instr) SEE STM 3	593.	274.		
	19 Depreciation (attach sch) and depletion				
	20 Occupancy				
21 Travel, conferences, and meetings					
22 Printing and publications					
23 Other expenses (attach schedule)					
24 Total operating and administrative expenses. Add lines 13 through 23	10,865.	6,419.		4,127.	
25 Contributions, gifts, grants paid PART XV	5,000.			5,000.	
26 Total expenses and disbursements. Add lines 24 and 25	15,865.	6,419.	0.	9,127.	
27 Subtract line 26 from line 12:					
a Excess of revenue over expenses and disbursements	27,115.				
b Net investment income (if negative, enter -0-)		36,561.			
c Adjusted net income (if negative, enter -0-)			0.		

SCANNED NOV 30 2011

RECEIVED
NOV 18 2011
IRS-OSC
OGDEN, UT

914
10

Part II Balance Sheets		Attached schedules and amounts in the description column should be for end-of-year amounts only (See instructions)		Beginning of year	End of year	
		(a) Book Value	(b) Book Value	(c) Fair Market Value		
ASSETS	1	Cash – non-interest-bearing		15,014.	18,007.	18,007.
	2	Savings and temporary cash investments				
	3	Accounts receivable ▶				
		Less allowance for doubtful accounts ▶				
	4	Pledges receivable ▶				
		Less allowance for doubtful accounts ▶				
	5	Grants receivable				
	6	Receivables due from officers, directors, trustees, and other disqualified persons (attach schedule) (see the instructions)				
	7	Other notes and loans receivable (attach sch) ▶				
		Less allowance for doubtful accounts ▶				
	8	Inventories for sale or use				
	9	Prepaid expenses and deferred charges				
	10a	Investments – US and state government obligations (attach schedule)		435,438.	433,849.	436,169.
	b	Investments – corporate stock (attach schedule)		349,915.	375,626.	447,117.
	c	Investments – corporate bonds (attach schedule)				
	11	Investments – land, buildings, and equipment basis ▶				
	Less accumulated depreciation (attach schedule) ▶					
12	Investments – mortgage loans					
13	Investments – other (attach schedule)					
14	Land, buildings, and equipment basis ▶					
	Less accumulated depreciation (attach schedule) ▶					
15	Other assets (describe ▶ _____)					
16	Total assets (to be completed by all filers – see instructions Also, see page 1, item I)		800,367.	827,482.	901,293.	
LIABILITIES	17	Accounts payable and accrued expenses				
	18	Grants payable				
	19	Deferred revenue				
	20	Loans from officers, directors, trustees, & other disqualified persons.				
	21	Mortgages and other notes payable (attach schedule)				
	22	Other liabilities (describe ▶ _____)				
	23	Total liabilities (add lines 17 through 22)		0.	0.	
NET ASSETS OR FUND BALANCES	Foundations that follow SFAS 117, check here and complete lines 24 through 26 and lines 30 and 31. <input checked="" type="checkbox"/>					
	24	Unrestricted		800,367.	827,482.	
	25	Temporarily restricted				
	26	Permanently restricted				
	Foundations that do not follow SFAS 117, check here and complete lines 27 through 31. <input type="checkbox"/>					
	27	Capital stock, trust principal, or current funds				
	28	Paid-in or capital surplus, or land, building, and equipment fund.				
	29	Retained earnings, accumulated income, endowment, or other funds				
30	Total net assets or fund balances (see the instructions)		800,367.	827,482.		
31	Total liabilities and net assets/fund balances (see the instructions)		800,367.	827,482.		

Part III Analysis of Changes in Net Assets or Fund Balances

1	Total net assets or fund balances at beginning of year – Part II, column (a), line 30 (must agree with end-of-year figure reported on prior year's return)	1	800,367.
2	Enter amount from Part I, line 27a	2	27,115.
3	Other increases not included in line 2 (itemize) ▶	3	
4	Add lines 1, 2, and 3	4	827,482.
5	Decreases not included in line 2 (itemize) ▶	5	
6	Total net assets or fund balances at end of year (line 4 minus line 5) – Part II, column (b), line 30	6	827,482.

Part IV Capital Gains and Losses for Tax on Investment Income

(a) List and describe the kind(s) of property sold (e.g., real estate, 2-story brick warehouse, or common stock, 200 shares MLC Company)	(b) How acquired P — Purchase D — Donation	(c) Date acquired (month, day, year)	(d) Date sold (month, day, year)
1 a SEE STATEMENT 4			
b			
c			
d			
e			

(e) Gross sales price	(f) Depreciation allowed (or allowable)	(g) Cost or other basis plus expense of sale	(h) Gain or (loss) (e) plus (f) minus (g)
a			
b			
c			
d			
e			

Complete only for assets showing gain in column (h) and owned by the foundation on 12/31/69			(l) Gains (Column (h) gain minus column (k), but not less than -0-) or Losses (from column (h))
(i) Fair Market Value as of 12/31/69	(j) Adjusted basis as of 12/31/69	(k) Excess of column (i) over column (j), if any	
a			
b			
c			
d			
e			

2 Capital gain net income or (net capital loss) [If gain, also enter in Part I, line 7 If (loss), enter -0- in Part I, line 7]	2	15,746.
3 Net short-term capital gain or (loss) as defined in sections 1222(5) and (6) [If gain, also enter in Part I, line 8, column (c) (see the instructions) If (loss), enter -0- in Part I, line 8]	3	0.

Part V Qualification Under Section 4940(e) for Reduced Tax on Net Investment Income

(For optional use by domestic private foundations subject to the section 4940(a) tax on net investment income)

If section 4940(d)(2) applies, leave this part blank

Was the foundation liable for the section 4942 tax on the distributable amount of any year in the base period? Yes No
 If 'Yes,' the foundation does not qualify under section 4940(e) Do not complete this part

(a) Base period years Calendar year (or tax year beginning in)	(b) Adjusted qualifying distributions	(c) Net value of noncharitable-use assets	(d) Distribution ratio (column (b) divided by column (c))
2009	21,500.	792,947.	0.027114
2008	43,600.	922,396.	0.047268
2007	66,411.	991,977.	0.066948
2006	51,100.	980,176.	0.052133
2005	39,905.	924,492.	0.043164

2 Total of line 1, column (d)	2	0.236627
3 Average distribution ratio for the 5-year base period — divide the total on line 2 by 5, or by the number of years the foundation has been in existence if less than 5 years	3	0.047325
4 Enter the net value of noncharitable-use assets for 2010 from Part X, line 5	4	862,349.
5 Multiply line 4 by line 3	5	40,811.
6 Enter 1% of net investment income (1% of Part I, line 27b)	6	366.
7 Add lines 5 and 6	7	41,177.
8 Enter qualifying distributions from Part XII, line 4	8	9,127.

If line 8 is equal to or greater than line 7, check the box in Part VI, line 1b, and complete that part using a 1% tax rate See the Part VI instructions

Part VI Excise Tax Based on Investment Income (Section 4940(a), 4940(b), 4940(e), or 4948 – see the instructions)

1 a	Exempt operating foundations described in section 4940(d)(2), check here <input type="checkbox"/> and enter 'N/A' on line 1 Date of ruling or determination letter _____ (attach copy of letter if necessary – see instr.)		
b	Domestic foundations that meet the section 4940(e) requirements in Part V, check here <input type="checkbox"/> and enter 1% of Part I, line 27b	1	731.
c	All other domestic foundations enter 2% of line 27b. Exempt foreign organizations enter 4% of Part I, line 12, column (b)		
2	Tax under section 511 (domestic section 4947(a)(1) trusts and taxable foundations only. Others enter -0-)	2	0.
3	Add lines 1 and 2	3	731.
4	Subtitle A (income) tax (domestic section 4947(a)(1) trusts and taxable foundations only. Others enter -0-)	4	0.
5	Tax based on investment income. Subtract line 4 from line 3. If zero or less, enter -0-	5	731.
6	Credits/Payments		
a	2010 estimated tax pmts and 2009 overpayment credited to 2010	6a	
b	Exempt foreign organizations – tax withheld at source	6b	
c	Tax paid with application for extension of time to file (Form 8868)	6c	
d	Backup withholding erroneously withheld	6d	
7	Total credits and payments. Add lines 6a through 6d	7	0.
8	Enter any penalty for underpayment of estimated tax. Check here <input checked="" type="checkbox"/> if Form 2220 is attached	8	20.
9	Tax due. If the total of lines 5 and 8 is more than line 7, enter amount owed. SEE STATEMENT 5	9	780.
10	Overpayment. If line 7 is more than the total of lines 5 and 8, enter the amount overpaid	10	
11	Enter the amount of line 10 to be Credited to 2011 estimated tax. Refunded	11	

Part VII-A Statements Regarding Activities

	Yes	No
1 a During the tax year, did the foundation attempt to influence any national, state, or local legislation or did it participate or intervene in any political campaign?		X
b Did it spend more than \$100 during the year (either directly or indirectly) for political purposes (see the instructions for definition)? <i>If the answer is 'Yes' to 1a or 1b, attach a detailed description of the activities and copies of any materials published or distributed by the foundation in connection with the activities</i>		X
c Did the foundation file Form 1120-POL for this year?		X
d Enter the amount (if any) of tax on political expenditures (section 4955) imposed during the year: (1) On the foundation $\$$ 0. (2) On foundation managers $\$$ 0.		
e Enter the reimbursement (if any) paid by the foundation during the year for political expenditure tax imposed on foundation managers $\$$ 0.		
2 Has the foundation engaged in any activities that have not previously been reported to the IRS? <i>If 'Yes,' attach a detailed description of the activities</i>		X
3 Has the foundation made any changes, not previously reported to the IRS, in its governing instrument, articles of incorporation, or bylaws, or other similar instruments? <i>If 'Yes,' attach a conformed copy of the changes</i>		X
4 a Did the foundation have unrelated business gross income of \$1,000 or more during the year?		X
b If 'Yes,' has it filed a tax return on Form 990-T for this year?		N/A
5 Was there a liquidation, termination, dissolution, or substantial contraction during the year? <i>If 'Yes,' attach the statement required by General Instruction T</i>		X
6 Are the requirements of section 508(e) (relating to sections 4941 through 4945) satisfied either: • By language in the governing instrument, or • By state legislation that effectively amends the governing instrument so that no mandatory directions that conflict with the state law remain in the governing instrument?		X
7 Did the foundation have at least \$5,000 in assets at any time during the year? <i>If 'Yes,' complete Part II, column (c), and Part XV</i>	X	
8 a Enter the states to which the foundation reports or with which it is registered (see the instructions) CA		
b If the answer is 'Yes' to line 7, has the foundation furnished a copy of Form 990-PF to the Attorney General (or designate) of each state as required by <i>General Instruction G</i> ? <i>If 'No,' attach explanation</i>	X	
9 Is the foundation claiming status as a private operating foundation within the meaning of section 4942(j)(3) or 4942(j)(5) for calendar year 2010 or the taxable year beginning in 2010 (see instructions for Part XIV)? <i>If 'Yes,' complete Part XIV</i>		X
10 Did any persons become substantial contributors during the tax year? <i>If 'Yes,' attach a schedule listing their names and addresses.</i>		X

Part VII-A Statements Regarding Activities (Continued)

11	At any time during the year, did the foundation, directly or indirectly, own a controlled entity within the meaning of section 512(b)(13)? If 'Yes', attach schedule (see instructions)	11		X
12	Did the foundation acquire a direct or indirect interest in any applicable insurance contract before August 17, 2008?	12		X
13	Did the foundation comply with the public inspection requirements for its annual returns and exemption application? Website address ▶ N/A	13	X	
14	The books are in care of ▶ <u>ELAN SHUKARTSI</u> Telephone no ▶ <u>(310) 776-0318</u> Located at ▶ <u>135 OCEAN WAY SANTA MONICA CA</u> ZIP + 4 ▶ <u>90402</u>			
15	Section 4947(a)(1) nonexempt charitable trusts filing Form 990-PF in lieu of Form 1041 – Check here and enter the amount of tax-exempt interest received or accrued during the year ▶ 15	N/A ▶ <input type="checkbox"/> N/A		
16	At any time during calendar year 2010, did the foundation have an interest in or a signature or other authority over a bank, securities, or other financial account in a foreign country? See the instructions for exceptions and filing requirements for Form TD F 90-22 1 If 'Yes,' enter the name of the foreign country ▶	16	Yes	No X

Part VII-B Statements Regarding Activities for Which Form 4720 May Be Required

File Form 4720 if any item is checked in the 'Yes' column, unless an exception applies.

		Yes	No
1a	During the year did the foundation (either directly or indirectly)		
(1)	Engage in the sale or exchange, or leasing of property with a disqualified person? <input type="checkbox"/> Yes <input checked="" type="checkbox"/> No		
(2)	Borrow money from, lend money to, or otherwise extend credit to (or accept it from) a disqualified person? <input type="checkbox"/> Yes <input checked="" type="checkbox"/> No		
(3)	Furnish goods, services, or facilities to (or accept them from) a disqualified person? <input checked="" type="checkbox"/> Yes <input type="checkbox"/> No		
(4)	Pay compensation to, or pay or reimburse the expenses of, a disqualified person? <input type="checkbox"/> Yes <input checked="" type="checkbox"/> No		
(5)	Transfer any income or assets to a disqualified person (or make any of either available for the benefit or use of a disqualified person)? <input type="checkbox"/> Yes <input checked="" type="checkbox"/> No		
(6)	Agree to pay money or property to a government official? (Exception. Check 'No' if the foundation agreed to make a grant to or to employ the official for a period after termination of government service, if terminating within 90 days) <input type="checkbox"/> Yes <input checked="" type="checkbox"/> No		
b	If any answer is 'Yes' to 1a(1)-(6), did any of the acts fail to qualify under the exceptions described in Regulations section 53.4941(d)-3 or in a current notice regarding disaster assistance (see the instructions)? Organizations relying on a current notice regarding disaster assistance check here ▶ <input type="checkbox"/>	1b	X
c	Did the foundation engage in a prior year in any of the acts described in 1a, other than excepted acts, that were not corrected before the first day of the tax year beginning in 2010?	1c	X
2	Taxes on failure to distribute income (section 4942) (does not apply for years the foundation was a private operating foundation defined in section 4942(j)(3) or 4942(j)(5))		
a	At the end of tax year 2010, did the foundation have any undistributed income (lines 6d and 6e, Part XIII) for tax year(s) beginning before 2010? <input type="checkbox"/> Yes <input checked="" type="checkbox"/> No If 'Yes,' list the years ▶ 20__ , 20__ , 20__ , 20__		
b	Are there any years listed in 2a for which the foundation is not applying the provisions of section 4942(a)(2) (relating to incorrect valuation of assets) to the year's undistributed income? (If applying section 4942(a)(2) to all years listed, answer 'No' and attach statement – see the instructions)	2b	N/A
c	If the provisions of section 4942(a)(2) are being applied to any of the years listed in 2a, list the years here ▶ 20__ , 20__ , 20__ , 20__		
3a	Did the foundation hold more than a 2% direct or indirect interest in any business enterprise at any time during the year? <input type="checkbox"/> Yes <input checked="" type="checkbox"/> No		
b	If 'Yes,' did it have excess business holdings in 2010 as a result of (1) any purchase by the foundation or disqualified persons after May 26, 1969, (2) the lapse of the 5-year period (or longer period approved by the Commissioner under section 4943(c)(7)) to dispose of holdings acquired by gift or bequest, or (3) the lapse of the 10-, 15-, or 20-year first phase holding period? (Use Schedule C, Form 4720, to determine if the foundation had excess business holdings in 2010)	3b	N/A
4a	Did the foundation invest during the year any amount in a manner that would jeopardize its charitable purposes?	4a	X
b	Did the foundation make any investment in a prior year (but after December 31, 1969) that could jeopardize its charitable purpose that had not been removed from jeopardy before the first day of the tax year beginning in 2010?	4b	X

BAA

Part VII-B Statements Regarding Activities for Which Form 4720 May Be Required (continued)

5a During the year did the foundation pay or incur any amount to

(1) Carry on propaganda, or otherwise attempt to influence legislation (section 4945(e))? Yes No

(2) Influence the outcome of any specific public election (see section 4955), or to carry on, directly or indirectly, any voter registration drive? Yes No

(3) Provide a grant to an individual for travel, study, or other similar purposes? Yes No

(4) Provide a grant to an organization other than a charitable, etc, organization described in section 509(a)(1), (2), or (3), or section 4940(d)(2)? (see instructions) Yes No

(5) Provide for any purpose other than religious, charitable, scientific, literary, or educational purposes, or for the prevention of cruelty to children or animals? Yes No

b If any answer is 'Yes' to 5a(1)-(5), did any of the transactions fail to qualify under the exceptions described in Regulations section 53.4945 or in a current notice regarding disaster assistance (see instructions)? Yes No

Organizations relying on a current notice regarding disaster assistance check here

c If the answer is 'Yes' to question 5a(4), does the foundation claim exemption from the tax because it maintained expenditure responsibility for the grant? Yes No

If 'Yes,' attach the statement required by Regulations section 53.4945-5(d) N/A

6a Did the foundation, during the year, receive any funds, directly or indirectly, to pay premiums on a personal benefit contract? Yes No

b Did the foundation, during the year, pay premiums, directly or indirectly, on a personal benefit contract? Yes No

If 'Yes' to 6b, file Form 8870

7a At any time during the tax year, was the foundation a party to a prohibited tax shelter transaction? Yes No

b If yes, did the foundation receive any proceeds or have any net income attributable to the transaction? Yes No

Part VIII Information About Officers, Directors, Trustees, Foundation Managers, Highly Paid Employees, and Contractors

1 List all officers, directors, trustees, foundation managers and their compensation (see instructions).

(a) Name and address	(b) Title and average hours per week devoted to position	(c) Compensation (if not paid, enter -0-)	(d) Contributions to employee benefit plans and deferred compensation	(e) Expense account, other allowances
ELAN SHUKARTSI 135 OCEAN WAY SANTA MONICA, CA 90402	TRUSTEE 1.00	0.	0.	0.
DOVE MAYO 237 PROSPECT AVE LONG BEACH, CA 90803	TRUSTEE 1.00	0.	0.	0.

2 Compensation of five highest-paid employees (other than those included on line 1— see instructions). If none, enter 'NONE.'

(a) Name and address of each employee paid more than \$50,000	(b) Title and average hours per week devoted to position	(c) Compensation	(d) Contributions to employee benefit plans and deferred compensation	(e) Expense account, other allowances
NONE				

Total number of other employees paid over \$50,000 0

Part VIII Information About Officers, Directors, Trustees, Foundation Managers, Highly Paid Employees, and Contractors (continued)

3 Five highest-paid independent contractors for professional services (see instructions). If none, enter NONE.

(a) Name and address of each person paid more than \$50,000	(b) Type of service	(c) Compensation
NONE		

Total number of others receiving over \$50,000 for professional services		0

Part IX-A Summary of Direct Charitable Activities

List the foundation's four largest direct charitable activities during the tax year. Include relevant statistical information such as the number of organizations and other beneficiaries served, conferences convened, research papers produced, etc.

	Expenses
1 N/A	

2	

3	

4	

Part IX-B Summary of Program-Related Investments (see instructions)

Describe the two largest program-related investments made by the foundation during the tax year on lines 1 and 2	Amount	
1 N/A		

2		

All other program-related investments See instructions		
3		

Total. Add lines 1 through 3		0.

BAA

Part X Minimum Investment Return (All domestic foundations must complete this part. Foreign foundations, see instructions.)

1	Fair market value of assets not used (or held for use) directly in carrying out charitable, etc, purposes		
a	Average monthly fair market value of securities	1 a	855,612.
b	Average of monthly cash balances	1 b	19,869.
c	Fair market value of all other assets (see instructions)	1 c	
d	Total (add lines 1a, b, and c)	1 d	875,481.
e	Reduction claimed for blockage or other factors reported on lines 1a and 1c (attach detailed explanation)	1 e	0.
2	Acquisition indebtedness applicable to line 1 assets	2	0.
3	Subtract line 2 from line 1d	3	875,481.
4	Cash deemed held for charitable activities Enter 1-1/2% of line 3 (for greater amount, see instructions)	4	13,132.
5	Net value of noncharitable-use assets. Subtract line 4 from line 3 Enter here and on Part V, line 4	5	862,349.
6	Minimum investment return. Enter 5% of line 5	6	43,117.

Part XI Distributable Amount (see instructions) (Section 4942(j)(3) and (j)(5) private operating foundations and certain foreign organizations check here and do not complete this part.)

1	Minimum investment return from Part X, line 6	1	43,117.
2a	Tax on investment income for 2010 from Part VI, line 5	2 a	731.
b	Income tax for 2010 (This does not include the tax from Part VI)	2 b	
c	Add lines 2a and 2b	2 c	731.
3	Distributable amount before adjustments Subtract line 2c from line 1	3	42,386.
4	Recoveries of amounts treated as qualifying distributions	4	
5	Add lines 3 and 4	5	42,386.
6	Deduction from distributable amount (see instructions)	6	
7	Distributable amount as adjusted Subtract line 6 from line 5 Enter here and on Part XIII, line 1	7	42,386.

Part XII Qualifying Distributions (see instructions)

1	Amounts paid (including administrative expenses) to accomplish charitable, etc, purposes		
a	Expenses, contributions, gifts, etc – total from Part I, column (d), line 26	1 a	9,127.
b	Program-related investments – total from Part IX-B	1 b	
2	Amounts paid to acquire assets used (or held for use) directly in carrying out charitable, etc, purposes	2	
3	Amounts set aside for specific charitable projects that satisfy the		
a	Suitability test (prior IRS approval required)	3 a	
b	Cash distribution test (attach the required schedule)	3 b	
4	Qualifying distributions Add lines 1a through 3b Enter here and on Part V, line 8, and Part XIII, line 4	4	9,127.
5	Foundations that qualify under section 4940(e) for the reduced rate of tax on net investment income Enter 1% of Part I, line 27b (see instructions)	5	
6	Adjusted qualifying distributions. Subtract line 5 from line 4	6	9,127.

Note. The amount on line 6 will be used in Part V, column (b), in subsequent years when calculating whether the foundation qualifies for the section 4940(e) reduction of tax in those years

Part XIII Undistributed Income (see instructions)

	(a) Corpus	(b) Years prior to 2009	(c) 2009	(d) 2010
1 Distributable amount for 2010 from Part XI, line 7				42,386.
2 Undistributed income, if any, as of the end of 2010				
a Enter amount for 2009 only			0.	
b Total for prior years. 20__, 20__, 20__		0.		
3 Excess distributions carryover, if any, to 2010:				
a From 2005				
b From 2006				
c From 2007	7,363.			
d From 2008				
e From 2009				
f Total of lines 3a through e	7,363.			
4 Qualifying distributions for 2010 from Part XII, line 4 ▶ \$ 9,127.				
a Applied to 2009, but not more than line 2a			0.	
b Applied to undistributed income of prior years (Election required - see instructions)		0.		
c Treated as distributions out of corpus (Election required - see instructions)	0.			
d Applied to 2010 distributable amount				9,127.
e Remaining amount distributed out of corpus	0.			
5 Excess distributions carryover applied to 2010 (If an amount appears in column (d), the same amount must be shown in column (a))	7,363.			7,363.
6 Enter the net total of each column as indicated below:				
a Corpus Add lines 3f, 4c, and 4e. Subtract line 5	0.			
b Prior years' undistributed income Subtract line 4b from line 2b		0.		
c Enter the amount of prior years' undistributed income for which a notice of deficiency has been issued, or on which the section 4942(a) tax has been previously assessed		0.		
d Subtract line 6c from line 6b Taxable amount - see instructions		0.		
e Undistributed income for 2009 Subtract line 4a from line 2a Taxable amount - see instructions			0.	
f Undistributed income for 2010 Subtract lines 4d and 5 from line 1 This amount must be distributed in 2011				25,896.
7 Amounts treated as distributions out of corpus to satisfy requirements imposed by section 170(b)(1)(F) or 4942(g)(3) (see instructions)	0.			
8 Excess distributions carryover from 2005 not applied on line 5 or line 7 (see instructions)	0.			
9 Excess distributions carryover to 2011. Subtract lines 7 and 8 from line 6a	0.			
10 Analysis of line 9				
a Excess from 2006				
b Excess from 2007				
c Excess from 2008				
d Excess from 2009				
e Excess from 2010				

Part XIV Private Operating Foundations (see instructions and Part VII-A, question 9) N/A

1 a If the foundation has received a ruling or determination letter that it is a private operating foundation, and the ruling is effective for 2010, enter the date of the ruling ▶

b Check box to indicate whether the foundation is a private operating foundation described in section 4942(j)(3) or 4942(j)(5)

	Tax year	Prior 3 years			(e) Total
	(a) 2010	(b) 2009	(c) 2008	(d) 2007	
2 a Enter the lesser of the adjusted net income from Part I or the minimum investment return from Part X for each year listed					
b 85% of line 2a					
c Qualifying distributions from Part XII, line 4 for each year listed					
d Amounts included in line 2c not used directly for active conduct of exempt activities					
e Qualifying distributions made directly for active conduct of exempt activities. Subtract line 2d from line 2c					
3 Complete 3a, b, or c for the alternative test relied upon					
a 'Assets' alternative test – enter					
(1) Value of all assets					
(2) Value of assets qualifying under section 4942(j)(3)(B)(i)					
b 'Endowment' alternative test – enter 2/3 of minimum investment return shown in Part X, line 6 for each year listed					
c 'Support' alternative test – enter					
(1) Total support other than gross investment income (interest, dividends, rents, payments on securities loans (section 512(a)(5)), or royalties)					
(2) Support from general public and 5 or more exempt organizations as provided in section 4942(j)(3)(B)(iii)					
(3) Largest amount of support from an exempt organization					
(4) Gross investment income					

Part XV Supplementary Information (Complete this part only if the organization had \$5,000 or more in assets at any time during the year – see instructions.)

1 Information Regarding Foundation Managers:
a List any managers of the foundation who have contributed more than 2% of the total contributions received by the foundation before the close of any tax year (but only if they have contributed more than \$5,000) (See section 507(d)(2))
 NONE

b List any managers of the foundation who own 10% or more of the stock of a corporation (or an equally large portion of the ownership of a partnership or other entity) of which the foundation has a 10% or greater interest
 NONE

2 Information Regarding Contribution, Grant, Gift, Loan, Scholarship, etc, Programs:
 Check here if the foundation only makes contributions to preselected charitable organizations and does not accept unsolicited requests for funds. If the foundation makes gifts, grants, etc, (see instructions) to individuals or organizations under other conditions, complete items 2a, b, c, and d

a The name, address, and telephone number of the person to whom applications should be addressed

b The form in which applications should be submitted and information and materials they should include

c Any submission deadlines

d Any restrictions or limitations on awards, such as by geographical areas, charitable fields, kinds of institutions, or other factors

Part XV *Supplementary Information* (continued)

3 Grants and Contributions Paid During the Year or Approved for Future Payment

Recipient Name and address (home or business)	If recipient is an individual, show any relationship to any foundation manager or substantial contributor	Foundation status of recipient	Purpose of grant or contribution	Amount
<p><i>a Paid during the year</i> THE PAINTED BRIAN 1335 WILLOW STREET LOS ANGELES, CA 90013</p>			GENERAL PURPOSE	5,000.
Total			▶ 3a	5,000.
<p><i>b Approved for future payment</i></p>				
Total			▶ 3b	

THE MOE-LIFE FOUNDATION

04-3781296

STATEMENT 4 (CONTINUED)
 FORM 990-PF, PART IV, LINE 1
 CAPITAL GAINS AND LOSSES FOR TAX ON INVESTMENT INCOME

ITEM	(E) GROSS SALES	(F) DEPREC. ALLOWED	(G) COST BASIS	(H) GAIN (LOSS)	(I) FMV 12/31/69	(J) ADJ. BAS. 12/31/69	(K) EXCESS (I) - (J)	(L) GAIN (LOSS)
3	23,980.		21,638.	2,342.				\$ 2,342.
4	15,243.		15,053.	190.				190.
5	45,306.		43,612.	1,694.				1,694.
6	99,173.		95,072.	4,101.				4,101.
7	65,301.		59,472.	5,829.				5,829.
							TOTAL	\$ 15,746.

THE MOE-LIFE FOUNDATION

04-3781296

STATEMENT 1
FORM 990-PF, PART I, LINE 16A
LEGAL FEES

	(A) EXPENSES PER BOOKS	(B) NET INVESTMENT INCOME	(C) ADJUSTED NET INCOME	(D) CHARITABLE PURPOSES
LEGAL FEES	\$ 4,690.	\$ 563.		\$ 4,127.
TOTAL	\$ 4,690.	\$ 563.	\$ 0.	\$ 4,127.

STATEMENT 2
FORM 990-PF, PART I, LINE 16C
OTHER PROFESSIONAL FEES

	(A) EXPENSES PER BOOKS	(B) NET INVESTMENT INCOME	(C) ADJUSTED NET INCOME	(D) CHARITABLE PURPOSES
INVESTMENT FEES	\$ 5,582.	\$ 5,582.		
TOTAL	\$ 5,582.	\$ 5,582.	\$ 0.	\$ 0.

STATEMENT 3
FORM 990-PF, PART I, LINE 18
TAXES

	(A) EXPENSES PER BOOKS	(B) NET INVESTMENT INCOME	(C) ADJUSTED NET INCOME	(D) CHARITABLE PURPOSES
FOREIGN TAXES	\$ 264.	\$ 264.		
IRS	319.			
STATE TAX	10.	10.		
TOTAL	\$ 593.	\$ 274.	\$ 0.	\$ 0.

STATEMENT 4
FORM 990-PF, PART IV, LINE 1
CAPITAL GAINS AND LOSSES FOR TAX ON INVESTMENT INCOME

ITEM	(A) DESCRIPTION	(B) HOW ACQUIRED	(C) DATE ACQUIRED	(D) DATE SOLD
1	MERRILL LYNCH #04002 - DETAIL AVAILABLE	PURCHASED	VARIOUS	VARIOUS
2	MERRILL LYNCH #04005 - DETAIL AVAILABLE	PURCHASED	VARIOUS	VARIOUS
3	MERRILL LYNCH #04005 - DETAIL AVAILABLE	PURCHASED	VARIOUS	VARIOUS
4	MERRILL LYNCH #04006 - DETAIL AVAILABLE	PURCHASED	VARIOUS	VARIOUS
5	MERRILL LYNCH #04006 - DETAIL AVAILABLE	PURCHASED	VARIOUS	VARIOUS
6	MERRILL LYNCH #04007 - DETAIL AVAILABLE	PURCHASED	VARIOUS	VARIOUS
7	MERRILL LYNCH #04007 - DETAIL AVAILABLE	PURCHASED	VARIOUS	VARIOUS

ITEM	(E) GROSS SALES	(F) DEPREC. ALLOWED	(G) COST BASIS	(H) GAIN (LOSS)	(I) FMV 12/31/69	(J) ADJ. BAS. 12/31/69	(K) EXCESS (I) - (J)	(L) GAIN (LOSS)
1	125,574.		122,213.	3,361.			\$ 3,361.	
2	14,777.		16,548.	-1,771.			-1,771.	

THE MOE-LIFE FOUNDATION

04-3781296

**BALANCE SHEET
U.S. AND STATE GOVERNMENT OBLIGATIONS (FORM 990-PF)[O]**

MUNI BONDS	\$	433,849.
ACCRUED INTEREST		3,529.
		<u>-3,529.</u>
TOTAL	\$	<u>433,849.</u>


**BALANCE SHEET
CORPORATE STOCK (FORM 990-PF)[O]**

	\$	365,611.
		10,015.
TOTAL	\$	<u>375,626.</u>



Merrill Lynch

THE MOE-LIFE FOUNDATION



CURRENT PORTFOLIO SUMMARY


Quantity	Security Description	Date Acquired	Total/Adj Cost Basis	Fiscal Year Value 12/31/10	Unrealized Gain or (Loss)	Est Accrued Interest	Est Annual Income
Municipal Bonds							
35,000	LOS ANGELES CO CA PUB WFA REV MBIA B RF FGIC DEC06 05.000%SEP01 20	07/10/07	36,043.87	36,188.25	144.38	583.33	1,750.00
40,000	GROSSMONT CALIF UN HIGH SCH DIST ELECTION NPFG JUN06 05.000%AUG01 20	01/04/08	41,982.88	42,124.00	141.12	833.33	2,000.00
40,000	CALIFORNIA ST DEPT WTR RES WTR REV SER AE RF MAY08 05.000%DEC01 20	08/20/08	42,663.54	44,442.80	1,779.26	166.67	2,000.00
40,000	AZUSA CALIF PUB FING AUTH REV PARITY-WTR AGM DEC06 05.000%JUL01 23	01/04/07	41,873.19	41,360.00	(513.19)	1,000.00	2,000.00
Total Municipal Bonds			433,848.66	432,640.35	(1,208.31)	3,529.10	20,513.00

PLEASE SEE REVERSE SIDE
Page 18 of 190
Statement Period Year Ending 12/31/10
Account No. 208-04002





THE MOE-LIFE FOUNDATION



CURRENT PORTFOLIO SUMMARY

Quantity	Security Description	Date Acquired	Total/Adj Cost Basis	Fiscal Year Value 12/31/10	Unrealized Gain or (Loss)	Est Accrued Interest	Est Annual Income
5,938	CASH ML BANK DEPOSIT PROGRAM	10/31/07	0.99 5,938.00	5,938.00			23.75
	Total Cash and Money Funds		5,938.99	5,938.99			23.75
	Municipal Bonds						
55,000	UNIVERSITY CALIF REVS GEN SER O MAR09 05.750%MAY15 26	12/10/10	61,161.39	60,635.85	(525.54)	404.10	3,163.00
40,000	CALIFORNIA EDL FACS AUTH REV UNIV SOUTHERN C RF JUL09 05.250%OCT01 24	07/01/10	47,152.25	44,670.40	(2,481.85)		2,100.00
45,000	LOS ANGELES CA MTA SLS TAX REV PROP C-2ND D RF AUG09 05.000%JUL01 18	07/24/09	48,953.86	51,397.20	2,443.34		2,250.00
40,000	PASADENA CALIF AREA CMNTY COLLEGE DIST LT,D OCT09 05.000%AUG01 23	10/01/09	44,694.15	42,181.60	(2,512.55)		2,000.00
20,000	CALIFORNIA ST DEPT WTR RES PWR SUPPLY REV L RF MAY10 05.000%MAY01 20	05/27/10	22,455.25	22,146.80	(308.45)	166.67	1,000.00
45,000	EL MONTE CALIF CITY SCH DIST LT RF FGIC DEC05 05.000%MAY01 18	01/04/07	46,868.28	47,493.45	625.17	375.00	2,250.00





THE MOE-LIFE FOUNDATION



CURRENT PORTFOLIO SUMMARY

Quantity	Security Description	Date Acquired	Total/Adj Cost Basis	Fiscal Year Value 12/31/10	Unrealized Gain or (Loss)	Est Accrued Interest	Est Annual Income
	Cash and Money Funds						
3,813	CASH		1.24				
	ML BANK DEPOSIT PROGRAM	11/05/07	3,813.00	3,813.00			15.25
	Total Cash and Money Funds		3,814.24	3,814.24			15.25

CURRENT PORTFOLIO SUMMARY

Quantity	Security Description	Date Acquired	Total/Adj Cost Basis	Fiscal Year Value 12/31/10	Unrealized Gain or (Loss)	Est Annual Income	
	Equities						
19	ANHEUSER-BUSCH INBEV ADR	07/06/09	710.34	1,084.71	374.37	8.00	
28	ANHEUSER-BUSCH INBEV ADR	11/12/09	1,353.26	1,598.52	245.26	11.00	
4	ANHEUSER-BUSCH INBEV ADR	11/22/10	243.98	228.36	(15.62)	2.00	
39	ASSA ABLOY AB ADR	02/08/10	343.91	553.80	209.89	8.00	
52	ASSA ABLOY AB ADR	02/09/10	469.58	738.40	268.82	10.00	
59	ASSA ABLOY AB ADR	03/02/10	569.47	837.80	268.33	12.00	
23	ASSA ABLOY AB ADR	05/24/10	226.27	326.60	100.33	5.00	
22	BRITISH AMN TOBACO SPADR	01/26/07	1,319.52	1,709.40	389.88	70.00	
4	BRITISH AMN TOBACO SPADR	08/05/08	299.47	310.80	11.33	13.00	



PLEASE SEE REVERSE SIDE
 Page 28 of 190
 Statement Period Year Ending 12/31/10
 Account No 208-04005



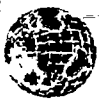
Merrill Lynch

THE MOE-LIFE FOUNDATION



CURRENT PORTFOLIO SUMMARY

Quantity	Security Description	Date Acquired	Total/Adj Cost Basis	Fiscal Year Value 12/31/10	Unrealized Gain or (Loss)	Est Annual Income
			Equities			
8	BRITISH AMN TOBACO SPADR	10/14/08	464.42	621.60	157.18	26.00
9	BG GROUP PLC SPON ADR	07/21/08	1,012.63	918.00	(94.63)	9.00
4	BG GROUP PLC SPON ADR	09/25/08	421.98	408.00	(13.98)	4.00
1	BG GROUP PLC SPON ADR	08/26/10	82.03	102.00	19.97	1.00
3	BG GROUP PLC SPON ADR	08/27/10	248.22	306.00	57.78	3.00
1	BG GROUP PLC SPON ADR	08/30/10	83.72	102.00	18.28	1.00
9	BAE SYS PLC SPN ADR	04/16/08	333.48	187.65	(145.83)	9.00
17	BAE SYS PLC SPN ADR	05/09/08	631.00	354.45	(276.55)	17.00
8	BAE SYS PLC SPN ADR	08/04/08	288.87	166.80	(122.07)	8.00
12	BAE SYS PLC SPN ADR	10/09/08	311.16	250.20	(60.96)	12.00
17	BAE SYS PLC SPN ADR	10/16/08	378.07	354.45	(23.62)	17.00
5	BAE SYS PLC SPN ADR	10/31/08	111.36	104.25	(7.11)	5.00
34	BNP PARIBAS SPONSORD ADR	03/17/09	665.16	1,086.30	421.14	24.00
3	BNP PARIBAS SPONSORD ADR	05/10/10	102.75	95.85	(6.90)	3.00
11	BNP PARIBAS SPONSORD ADR	05/11/10	360.43	351.45	(8.98)	8.00
9	BNP PARIBAS SPONSORD ADR	11/08/10	341.41	287.55	(53.86)	7.00
7	BHP BILLITON LTD ADR	05/11/09	376.46	650.44	273.98	13.00





Merrill Lynch

THE MOE-LIFE FOUNDATION



CURRENT PORTFOLIO SUMMARY

Quantity	Security Description	Date Acquired	Total/Adj Cost Basis	Fiscal Year Value 12/31/10	Unrealized Gain or (Loss)	Est Annual Income
	Equities					
7	BHP BILLITON LTD ADR	06/02/09	420.82	650.44	229.62	13.00
16	BHP BILLITON LTD ADR	06/09/10	989.06	1,486.72	497.66	28.00
18	CANON INC ADR REP5SH	01/13/04	568.45	924.12	355.67	22.00
13	CANON INC ADR REP5SH	09/11/07	687.88	667.42	(20.46)	16.00
15	CANON INC ADR REP5SH	04/16/08	709.00	770.10	61.10	18.00
14	CANON INC ADR REP5SH	10/31/08	476.05	718.76	242.71	17.00
3	CANON INC ADR REP5SH	02/05/09	82.62	154.02	71.40	4.00
7	DAITO TR CONSTRUCTION CO LTD SHS	06/25/10	391.74	479.50	87.76	8.00
4	DAITO TR CONSTRUCTION CO LTD SHS	09/08/10	247.25	274.00	26.75	5.00
6	DAITO TR CONSTRUCTION CO LTD SHS	10/06/10	377.62	411.00	33.38	7.00
83	DANONE-SPONS ADR	07/06/10	922.17	1,049.95	127.78	17.00
28	DANONE-SPONS ADR	08/03/10	326.79	354.20	27.41	6.00
50	DANONE-SPONS ADR	10/25/10	646.11	632.50	(13.61)	11.00
17	ENI S P A SPONSORED ADR	01/13/04	642.54	743.58	101.04	32.00
5	ENI S P A SPONSORED ADR	04/04/08	354.06	218.70	(135.36)	10.00


PLEASE SEE REVERSE SIDE
Page 30 of 190
Statement Period Year Ending 12/31/10
Account No. 208-04005





Merrill Lynch

THE MOE-LIFE FOUNDATION



CURRENT PORTFOLIO SUMMARY

Quantity	Security Description	Date Acquired	Total/Adj Cost Basis	Fiscal Year Value 12/31/10	Unrealized Gain or (Loss)	Est Annual Income
4	ENI S P A SPONSORED ADR	04/16/08	298.83	174.96	(123.87)	8.00
30	FANUC LTD-UNSP	05/07/09	410.93	769.20	358.27	7.00
27	FANUC LTD-UNSP	06/04/09	366.41	692.28	325.87	6.00
18	FANUC LTD-UNSP	06/04/10	320.44	461.52	141.08	4.00
30	FANUC LTD-UNSP	09/22/10	620.46	769.20	148.74	7.00
40	GLAXOSMITHKLINE PLC ADR	01/23/04	1,769.97	1,568.80	(201.17)	80.00
19	GLAXOSMITHKLINE PLC ADR	12/23/08	687.74	745.18	57.44	38.00
13	GLAXOSMITHKLINE PLC ADR	02/01/10	505.18	509.86	4.68	26.00
4	GLAXOSMITHKLINE PLC ADR	02/02/10	156.73	156.88	0.15	8.00
43	HSBC HLDG PLC SP ADR	06/17/09	1,860.18	2,194.72	334.54	74.00
7	HSBC HLDG PLC SP ADR	08/11/10	360.37	357.28	(3.09)	12.00
6	HSBC HLDG PLC SP ADR	09/20/10	317.97	306.24	(11.73)	11.00
30	HOYA CORP ADR	06/03/05	868.35	729.30	(139.05)	20.00
13	HOYA CORP ADR	09/25/08	271.49	316.03	44.54	9.00
16	HOYA CORP ADR	10/14/08	321.21	388.96	67.75	11.00
9	HOYA CORP ADR	02/27/09	165.15	218.79	53.64	6.00
27	HONDA MOTOR ADR NEW	06/15/10	815.11	1,066.50	251.39	14.00

Equities

PLEASE SEE REVERSE SIDE

Page 31 of 190

Statement Period Year Ending 12/31/10

Account No. 208-04005





THE MOE-LIFE FOUNDATION



CURRENT PORTFOLIO SUMMARY

Quantity	Security Description	Date Acquired	Total/Adj Cost Basis	Fiscal Year Value 12/31/10	Unrealized Gain or (Loss)	Est Annual Income
	Equities					
13	HONDA MOTOR ADR NEW	08/19/10	427.67	513.50	85.83	7.00
13	HONDA MOTOR ADR NEW	09/16/10	452.34	513.50	61.16	7.00
8	HONDA MOTOR ADR NEW	11/24/10	297.87	316.00	18.13	4.00
3	HONDA MOTOR ADR NEW	11/26/10	110.53	118.50	7.97	2.00
10	IMPERIAL TOB GRP SPS ADR	07/31/08	755.19	617.50	(137.69)	27.00
6	IMPERIAL TOB GRP SPS ADR	09/25/08	412.14	370.50	(41.64)	17.00
6	IMPERIAL TOB GRP SPS ADR	03/02/09	276.06	370.50	94.44	17.00
55	ING GP NV SPSP ADR	10/25/10	623.68	538.45	(85.23)	
46	ING GP NV SPSP ADR	10/26/10	513.79	450.34	(63.45)	
64	ING GP NV SPSP ADR	11/10/10	717.14	626.56	(90.58)	
20	LVMH MOET HENNESSY ADR	04/24/09	306.56	663.00	356.44	8.00
23	LVMH MOET HENNESSY ADR	06/02/09	404.25	762.45	358.20	9.00
172	LLOYDS BANKING GROUP PLC ADR	08/07/09	916.13	706.92	(209.21)	
73	LLOYDS BANKING GROUP PLC ADR	09/08/09	416.57	300.03	(116.54)	
120	LLOYDS BANKING GROUP PLC ADR	09/18/09	698.67	493.20	(205.47)	



PLEASE SEE REVERSE SIDE
Page 32 of 190
Statement Period Year Ending 12/31/10
Account No. 208-04005



THE MOE-LIFE FOUNDATION



CURRENT PORTFOLIO SUMMARY

Quantity	Security Description	Date Acquired	Total/Adj Cost Basis	Fiscal Year Value 12/31/10	Unrealized Gain or (Loss)	Est Annual Income
71	LLOYDS BANKING GROUP PLC ADR	11/08/10	313.91	291.81	(22.10)	
5	MITSUBISHI ESTATE ADR	05/01/09	664.25	917.60	253.35	7.00
2	MITSUBISHI ESTATE ADR	09/10/09	363.41	367.04	3.63	3.00
5	NIDEC CORPORATION ADR	07/12/10	118.32	125.95	7.63	2.00
36	NIDEC CORPORATION ADR	07/13/10	842.59	906.84	64.25	8.00
10	NOVARTIS ADR	02/02/06	553.61	589.50	35.89	17.00
20	NOVARTIS ADR	07/12/06	1,124.39	1,179.00	54.61	34.00
5	NOVARTIS ADR	04/24/08	250.15	294.75	44.60	9.00
12	NOVARTIS ADR	01/28/10	648.67	707.40	58.73	20.00
5	NOVARTIS ADR	09/01/10	266.18	294.75	28.57	9.00
10	NESTLE S A REP RG SH ADR	01/29/04	265.52	588.20	322.68	9.00
20	NESTLE S A REP RG SH ADR	07/09/07	780.33	1,176.40	396.07	18.00
14	NOVO NORDISK A S ADR	04/22/09	649.18	1,575.98	926.80	14.00
6	POTASH CORP SASKATCHEWAN	07/02/10	513.84	928.98	415.14	
1	POTASH CORP SASKATCHEWAN	11/05/10	141.09	154.83	13.74	
3	POTASH CORP SASKATCHEWAN	12/16/10	415.99	464.49	48.50	

Equities

PLEASE SEE REVERSE SIDE
Page 33 of 190
Statement Period Year Ending 12/31/10
Account No. 208-04005

X 00328285

00-17-6060B (R02-10)





THE MOE-LIFE FOUNDATION



CURRENT PORTFOLIO SUMMARY

Quantity	Security Description	Date Acquired	Total/Adj Cost Basis	Fiscal Year Value 12/31/10	Unrealized Gain or (Loss)	Est Annual Income
	Equities					
79	PRUDENTIAL PLC ADR	03/19/09	675.06	1,647.94	972.88	48.00
17	PRUDENTIAL PLC ADR	08/03/10	310.78	354.62	43.84	11.00
15	PRUDENTIAL PLC ADR	09/29/10	301.08	312.90	11.82	10.00
1	PRUDENTIAL PLC ADR	11/17/10	19.46	20.86	1.40	1.00
3	PRUDENTIAL PLC ADR	11/18/10	59.43	62.58	3.15	2.00
35	ROYAL DUTCH SHELL PLC SPONS ADR A	04/27/10	2,145.09	2,337.30	192.21	100.00
5	ROYAL DUTCH SHELL PLC SPONS ADR A	09/01/10	275.60	333.90	58.30	15.00
3	ROYAL DUTCH SHELL PLC SPONS ADR A	11/05/10	203.06	200.34	(2.72)	9.00
7	ROGERS COMMUNICATIONS B	11/09/09	215.27	242.41	27.14	9.00
8	ROGERS COMMUNICATIONS B	03/01/10	270.93	277.04	6.11	11.00
10	ROGERS COMMUNICATIONS B	05/03/10	366.99	346.30	(20.69)	13.00
18	SAP AG SHS	09/09/09	895.02	910.98	15.96	8.00
21	SAP AG SHS	03/16/10	971.05	1,062.81	91.76	9.00
7	SAP AG SHS	04/21/10	341.33	354.27	12.94	3.00
62	SUN HG KAI PPTY SPSPD ADR	06/25/09	773.05	1,022.38	249.33	20.00



PLEASE SEE REVERSE SIDE


Page 34 of 190

Statement Period Year Ending 12/31/10

Account No. 208-04005



THE MOE-LIFE FOUNDATION



CURRENT PORTFOLIO SUMMARY

Quantity	Security Description	Date Acquired	Total/Adj Cost Basis	Fiscal Year Value 12/31/10	Unrealized Gain or (Loss)	Est Annual Income
	Equities					
15	SUN HG KAI PPTY SPSPD ADR	11/23/10	247.63	247.35	(0.28)	5.00
83	SAMPO PLC SHS	07/26/10	1,008.09	1,108.05	99.96	45.00
38	SAMPO PLC SHS	08/20/10	459.84	507.30	47.46	21.00
27	SANOFI AVENTIS SPON ADR	08/25/04	933.13	870.21	(62.92)	30.00
25	SANOFI AVENTIS SPON ADR	05/16/06	1,215.48	805.75	(409.73)	28.00
16	SANOFI AVENTIS SPON ADR	12/24/08	496.13	515.68	19.55	18.00
11	SANOFI AVENTIS SPON ADR	01/14/09	352.99	354.53	1.54	13.00
15	SANOFI AVENTIS SPON ADR	02/11/09	456.61	483.45	26.84	17.00
3	SANOFI AVENTIS SPON ADR	11/05/10	107.62	96.69	(10.93)	4.00
30	SINGAPORE TELECOMM LT AD	08/08/07	668.26	712.50	44.24	33.00
32	SINGAPORE TELECOMM LT AD	03/25/09	532.91	760.00	227.09	35.00
31	SUMITOMO MITSUI-UNSPONS ADR	02/01/06	708.84	220.41	(488.43)	6.00
34	SUMITOMO MITSUI-UNSPONS ADR	05/08/08	575.80	241.74	(334.06)	6.00
35	SUMITOMO MITSUI-UNSPONS ADR	05/19/08	586.00	248.85	(337.15)	7.00
95	SUMITOMO MITSUI-UNSPONS ADR	05/01/09	658.03	675.45	17.42	17.00

PLEASE SEE REVERSE SIDE

Page 35 of 190
Statement Period Year Ending 12/31/10
Account No. 208-04005





THE MOE-LIFE FOUNDATION



CURRENT PORTFOLIO SUMMARY

Quantity	Security Description	Date Acquired	Total/Adj Cost Basis	Fiscal Year Value 12/31/10	Unrealized Gain or (Loss)	Est Annual Income
80	SUMITOMO MITSUI-UNSPONS ADR	01/20/10	506.16	568.80	62.64	14.00
52	SUMITOMO MITSUI-UNSPONS ADR	03/31/10	347.35	369.72	22.37	10.00
21	SUMITOMO MITSUI-UNSPONS ADR	12/08/10	132.15	149.31	17.16	4.00
33	TOTAL S A SP ADR	01/29/04	1,455.22	1,764.84	309.62	82.00
77	TELSTRA CORP ADR	11/29/10	1,058.90	1,104.95	46.05	98.00
11	TECHNIP SP ADR	09/24/10	857.05	1,019.71	162.66	15.00
6	TECHNIP SP ADR	10/28/10	496.98	556.20	59.22	8.00
4	TECHNIP SP ADR	12/17/10	366.24	370.80	4.56	6.00
41	TULLOW OIL PLC SHS	12/09/09	430.51	403.85	(26.66)	2.00
51	TULLOW OIL PLC SHS	03/25/10	484.63	502.35	17.72	2.00
30	TULLOW OIL PLC SHS	05/11/10	243.17	295.50	52.33	2.00
21	TULLOW OIL PLC SHS	11/22/10	202.07	206.85	4.78	1.00
13	UNILEVER PLC NEW ADR	01/13/04	281.18	401.44	120.26	15.00
31	UNILEVER PLC NEW ADR	07/10/07	1,043.31	957.28	(86.03)	35.00
29	UNILEVER PLC NEW ADR	09/24/08	798.20	895.52	97.32	33.00



PLEASE SEE REVERSE SIDE
 Page 36 of 190
 Statement Period Year Ending 12/31/10
 Account No. 208-04005


CURRENT PORTFOLIO SUMMARY

Quantity	Security Description	Date Acquired	Total/Adj Cost Basis	Fiscal Year Value 12/31/10	Unrealized Gain or (Loss)	Est Annual Income
95	UBS AG REG	10/21/09	1,791.93	1,564.65	(227.28)	
10	UBS AG REG	09/01/10	175.10	164.70	(10.40)	
20	UBS AG REG	09/23/10	349.26	329.40	(19.86)	
14	VODAFONE GROU PLC SP ADR	07/28/08	364.02	370.16	6.14	19.00
25	VODAFONE GROU PLC SP ADR	09/26/08	583.08	661.00	77.92	33.00
26	WM MORRISON SUPERMARKETS PLC SHS	10/30/09	612.57	539.76	(72.81)	16.00
12	WM MORRISON SUPERMARKETS PLC SHS	11/02/09	281.62	249.12	(32.50)	8.00
19	WM MORRISON SUPERMARKETS PLC SHS	07/02/10	382.90	394.44	11.54	12.00
18	WM MORRISON SUPERMARKETS PLC SHS	09/20/10	432.11	373.68	(58.43)	11.00
18	WM MORRISON SUPERMARKETS PLC SHS	11/30/10	384.37	373.68	(10.69)	11.00
239	XSTRATA PLC-ADR	03/10/10	867.67	1,108.96	241.29	4.00
169	XSTRATA PLC-ADR	06/10/10	489.29	784.16	294.87	3.00

PLEASE SEE REVERSE SIDE
 Page 37 of 190
 Statement Period Year Ending 12/31/10
 Account No. 208-04005





THE MOE-LIFE FOUNDATION



CURRENT PORTFOLIO SUMMARY

Quantity	Security Description	Date Acquired	Total/Adj Cost Basis	Fiscal Year Value 12/31/10	Unrealized Gain or (Loss)	Est Annual Income
Equities						
118	XSTRATA PLC-ADR	08/19/10	391.88	547.52	155.64	2.00
7	YAHOO JAPAN CORP SHS	01/26/10	827.96	896.35	68.39	7.00
3	YAHOO JAPAN CORP SHS	03/05/10	381.37	384.15	2.78	3.00
4	YAHOO JAPAN CORP SHS	10/08/10	486.78	512.20	25.42	4.00
Total Equities			79,283.24	88,776.20	9,492.96	2,123.00

PLEASE SEE REVERSE SIDE
Page 38 of 190
Statement Period Year Ending 12/31/10
Account No. 208-04005





Merrill Lynch

THE MOE-LIFE FOUNDATION



CURRENT PORTFOLIO SUMMARY

Quantity	Security Description	Date Acquired	Total/Adj Cost Basis	Fiscal Year Value 12/31/10	Unrealized Gain or (Loss)	Est Accrued Interest	Est Annual Income
	CASH		16.92	16.92			
4,046	ML BANK DEPOSIT PROGRAM	08/16/04	4,046.00	4,046.00			16.18
	Total Cash and Money Funds		4,062.92	4,062.92			16.18

CURRENT PORTFOLIO SUMMARY

Quantity	Security Description	Date Acquired	Total/Adj Cost Basis	Fiscal Year Value 12/31/10	Unrealized Gain or (Loss)	Est Annual Income
13	AT& T INC	12/15/05	322.32	381.94	59.62	23.00
26	AT& T INC	01/20/06	642.10	763.88	121.78	45.00
17	AT& T INC	01/25/07	626.38	499.46	(126.92)	30.00
19	AT& T INC	05/25/10	453.03	558.22	105.19	33.00
18	AT& T INC	06/11/10	454.05	528.84	74.79	31.00
3	AMGEN INC COM PV \$0.0001	11/21/07	159.76	164.70	4.94	
7	AMGEN INC COM PV \$0.0001	03/03/08	317.56	384.30	66.74	
5	AMGEN INC COM PV \$0.0001	03/13/09	256.28	274.50	18.22	
9	AMGEN INC COM PV \$0.0001	07/10/09	519.46	494.10	(25.36)	

PLEASE SEE REVERSE SIDE
Page 68 of 190
Statement Period Year Ending 12/31/10
Account No. 208-04006





THE MOE-LIFE FOUNDATION



Fiscal Statement

CURRENT PORTFOLIO SUMMARY

Quantity	Security Description	Date Acquired	Total/Adj Cost Basis	Fiscal Year Value 12/31/10	Unrealized Gain or (Loss)	Est Annual Income
4	AMGEN INC COM PV \$0.0001	07/21/09	232.96	219.60	(13.36)	7.00
1	AMGEN INC COM PV \$0.0001	09/09/09	58.99	54.90	(4.09)	5.00
11	AMGEN INC COM PV \$0.0001	04/21/10	643.38	603.90	(39.48)	3.00
2	AMGEN INC COM PV \$0.0001	09/30/10	109.78	109.80	0.02	8.00
17	ANADARKO PETE CORP	06/23/10	690.09	1,294.72	604.63	3.00
8	APACHE CORP	05/28/10	721.55	953.84	232.29	5.00
5	APACHE CORP	11/10/10	550.84	596.15	45.31	3.00
29	ARCHER DANIELS MIDLD	12/08/09	892.04	872.32	(19.72)	18.00
10	ARCHER DANIELS MIDLD	12/11/09	305.43	300.80	(4.63)	6.00
11	ARCHER DANIELS MIDLD	12/15/09	340.38	330.88	(9.50)	7.00
6	BARRICK GOLD CORPORATION	11/23/09	264.83	319.08	54.25	3.00
12	BARRICK GOLD CORPORATION	12/07/09	507.43	638.16	130.73	6.00
7	BARRICK GOLD CORPORATION	06/21/10	312.01	372.26	60.25	4.00
5	BARRICK GOLD CORPORATION	09/30/10	229.21	265.90	36.69	3.00
22	BANK NEW YORK MELLON CORP	08/20/07	929.56	664.40	(265.16)	8.00
7	BANK NEW YORK MELLON CORP	08/27/07	293.98	211.40	(82.58)	3.00

PLEASE SEE REVERSE SIDE

Page 69 of 190

Statement Period Year Ending 12/31/10

Account No. 208-04006





THE MOE-LIFE FOUNDATION

EMA Fiscal Statement

CURRENT PORTFOLIO SUMMARY

Quantity	Security Description	Date Acquired	Total/Adj Cost Basis	Fiscal Year Value 12/31/10	Unrealized Gain or (Loss)	Est Annual Income
28	BANK NEW YORK MELLON CORP	07/17/08	996.40	845.60	(150.80)	11.00
4	BANK NEW YORK MELLON CORP	09/17/08	134.92	120.80	(14.12)	2.00
27	BANK NEW YORK MELLON CORP	09/29/08	798.85	815.40	16.55	10.00
9	BANK NEW YORK MELLON CORP	04/14/10	287.68	271.80	(15.88)	4.00
21	COMCAST CORP NEW CL A	10/12/09	325.28	461.37	136.09	8.00
43	COMCAST CORP NEW CL A	01/12/10	715.60	944.71	229.11	17.00
14	COMCAST CORP NEW CL A	05/20/10	238.24	307.58	69.34	6.00
14	COMCAST CORP NEW CL A	06/29/10	245.66	307.58	61.92	6.00
10	COMCAST CORP NEW CL A	09/30/10	179.97	219.70	39.73	4.00
19	COMCAST CORP NEW CL A	10/01/10	341.78	417.43	75.65	8.00
4	CANADIAN NATL RAILWAY CO	06/22/09	165.20	265.88	100.68	5.00
6	CANADIAN NATL RAILWAY CO	07/10/09	234.08	398.82	164.74	7.00
4	CANADIAN NATL RAILWAY CO	08/21/09	195.66	265.88	70.22	5.00
19	CARNIVAL CORP PAIRED SHS	03/13/09	383.51	876.09	492.58	8.00
15	CARNIVAL CORP PAIRED SHS	06/30/09	386.80	691.65	304.85	6.00

Equities



PLEASE SEE REVERSE SIDE
 Page 70 of 190
 Statement Period Year Ending 12/31/10
 Account No. 208-04006



Merrill Lynch

THE MOE-LIFE FOUNDATION



CURRENT PORTFOLIO SUMMARY

Quantity	Security Description	Date Acquired	Total/Adj Cost Basis	Fiscal Year Value 12/31/10	Unrealized Gain or (Loss)	Est Annual Income
			Equities			
5	CARNIVAL CORP PAIRED SHS	06/07/10	174.52	230.55	56.03	2.00
179	CITIGROUP INC	01/26/10	569.13	846.67	277.54	
68	CITIGROUP INC	02/19/10	233.88	321.64	87.76	
69	CITIGROUP INC	03/29/10	292.56	326.37	33.81	
95	CITIGROUP INC	03/31/10	383.72	449.35	65.63	
59	CITIGROUP INC	04/14/10	280.05	279.07	(0.98)	
47	CITIGROUP INC	05/10/10	198.48	222.31	23.83	
121	CITIGROUP INC	09/23/10	465.85	572.33	106.48	
12	CHEVRON CORP	06/25/07	994.96	1,095.00	100.04	35.00
4	CHEVRON CORP	01/04/08	373.82	365.00	(8.82)	12.00
6	CHEVRON CORP	09/11/09	423.61	547.50	123.89	18.00
11	CHEVRON CORP	09/14/09	779.37	1,003.75	224.38	32.00
4	CHEVRON CORP	09/18/09	290.76	365.00	74.24	12.00
3	CHEVRON CORP	09/30/09	211.18	273.75	62.57	9.00
6	CHEVRON CORP	01/25/10	449.83	547.50	97.67	18.00
10	CHEVRON CORP	05/06/10	795.91	912.50	116.59	29.00
3	CHEVRON CORP	06/04/10	213.32	273.75	60.43	9.00

PLEASE SEE REVERSE SIDE

Page

71 of 190

Statement Period

Year Ending 12/31/10

Account No.

208-04006





Merrill Lynch

THE MOE-LIFE FOUNDATION



CURRENT PORTFOLIO SUMMARY

Quantity	Security Description	Date Acquired	Total/Adj Cost Basis	Fiscal Year Value 12/31/10	Unrealized Gain or (Loss)	Est Annual Income
Equities						
4	CHEVRON CORP	10/13/10	335.48	365.00	29.52	12.00
7	CATERPILLAR INC DEL	09/25/07	532.66	655.62	122.96	13.00
1	CATERPILLAR INC DEL	05/19/08	84.36	93.66	9.30	2.00
12	CATERPILLAR INC DEL	05/12/09	449.45	1,123.92	674.47	22.00
9	CATERPILLAR INC DEL	06/30/09	297.40	842.94	545.54	16.00
3	CATERPILLAR INC DEL	10/01/10	233.96	280.98	47.02	6.00
18	CLIFFS NATURAL RESOURCES INC	12/04/09	756.36	1,404.18	647.82	11.00
2	CLIFFS NATURAL RESOURCES INC	06/07/10	99.10	156.02	56.92	2.00
13	COVIDIEN PLC SHS	04/09/08	590.41	593.58	3.17	11.00
7	COVIDIEN PLC SHS	04/24/08	330.99	319.62	(11.37)	6.00
6	COVIDIEN PLC SHS	07/17/08	289.44	273.96	(15.48)	5.00
7	COVIDIEN PLC SHS	02/25/09	246.48	319.62	73.14	6.00
21	CIGNA CORP	08/16/10	695.81	769.86	74.05	1.00
8	CIGNA CORP	09/13/10	281.57	293.28	11.71	1.00
9	CIGNA CORP	11/05/10	335.61	329.94	(5.67)	1.00
3	COLGATE PALMOLIVE	08/09/10	227.95	241.11	13.16	7.00



PLEASE SEE REVERSE SIDE
Statement Period
Year Ending 12/31/10 Account No.
208-04006



THE MOE-LIFE FOUNDATION

EMA Fiscal Statement

CURRENT PORTFOLIO SUMMARY

Quantity	Security Description	Date Acquired	Total/Adj Cost Basis	Fiscal Year Value 12/31/10	Unrealized Gain or (Loss)	Est Annual Income
16	COLGATE PALMOLIVE	08/16/10	1,216.00	1,285.92	69.92	34.00
35	CORNING INC	12/21/10	673.08	676.20	3.12	7.00
50	CORNING INC	12/22/10	967.13	966.00	(1.13)	10.00
16	DEVON ENERGY CORP NEW	11/12/10	1,152.84	1,256.16	103.32	11.00
71	DELTA AIR LINES INC	10/17/08	642.64	894.60	251.96	
6	DELTA AIR LINES INC	10/20/08	54.31	75.60	21.29	
90	DELTA AIR LINES INC	12/17/08	989.88	1,134.00	144.12	
22	DELTA AIR LINES INC	12/18/08	245.21	277.20	31.99	
32	DELTA AIR LINES INC	12/31/08	360.94	403.20	42.26	
35	DELTA AIR LINES INC	01/13/09	386.29	441.00	54.71	
24	DOW CHEMICAL CO	07/24/09	482.92	819.36	336.44	15.00
18	DOW CHEMICAL CO	08/27/09	382.16	614.52	232.36	11.00
4	DOW CHEMICAL CO	10/01/09	98.49	136.56	38.07	3.00
13	DOW CHEMICAL CO	10/22/09	332.60	443.82	111.22	8.00
9	DOW CHEMICAL CO	01/20/10	269.89	307.26	37.37	6.00
15	DOW CHEMICAL CO	12/09/10	507.87	512.10	4.23	9.00
32	E M C CORPORATION MASS	03/16/10	601.02	732.80	131.78	

Equities

PLEASE SEE REVERSE SIDE

Statement Period Year Ending 12/31/10 Account No. 208-04006

Page 73 of 190

X 00329325

00-17-60608 (R03-10)





Merrill Lynch

THE MOE-LIFE FOUNDATION



CURRENT PORTFOLIO SUMMARY

Quantity	Security Description	Date Acquired	Total/Adj Cost Basis	Fiscal Year Value 12/31/10	Unrealized Gain or (Loss)	Est Annual Income
	Equities					
18	E M C CORPORATION MASS	03/30/10	326.33	412.20	85.87	
22	E M C CORPORATION MASS	12/14/10	499.64	503.80	4.16	
5	EATON CORP	01/14/04	288.76	507.55	218.79	12.00
6	EATON CORP	02/28/06	420.04	609.06	189.02	14.00
5	EATON CORP	04/23/08	419.34	507.55	88.21	12.00
12	EATON CORP	07/01/08	997.72	1,218.12	220.40	28.00
6	EATON CORP	12/26/08	280.64	609.06	328.42	14.00
9	EXXON MOBIL CORP COM	10/28/09	541.22	658.08	116.86	16.00
2	EXXON MOBIL CORP COM	11/05/09	119.70	146.24	26.54	4.00
9	EXXON MOBIL CORP COM	12/02/09	680.13	658.08	(22.05)	16.00
30	EXXON MOBIL CORP COM	12/14/09	2,096.51	2,193.60	97.09	53.00
3	EXXON MOBIL CORP COM	03/16/10	199.37	219.36	19.99	6.00
2	EXXON MOBIL CORP COM	04/27/10	139.96	146.24	6.28	4.00
8	EXXON MOBIL CORP COM	04/29/10	548.19	584.96	36.77	15.00
19	EL PASO CORPORATION	03/01/06	243.68	261.44	17.76	1.00
30	EL PASO CORPORATION	12/15/06	458.65	412.80	(45.85)	2.00
15	EL PASO CORPORATION	02/05/08	242.87	206.40	(36.47)	1.00



PLEASE SEE REVERSE SIDE
Statement Period Year Ending 12/31/10 Account No. 208-04006

Page 74 of 190

00329326

X



THE MOE-LIFE FOUNDATION

EMASM Fiscal Statement

CURRENT PORTFOLIO SUMMARY

Quantity	Security Description	Date Acquired	Total/Adj Cost Basis	Fiscal Year Value 12/31/10	Unrealized Gain or (Loss)	Est Annual Income
	Equities					
9	EL PASO CORPORATION	02/06/08	146.60	123.84	(22.76)	1.00
30	EL PASO CORPORATION	11/19/09	289.60	412.80	123.20	2.00
17	EL PASO CORPORATION	12/02/09	164.46	233.92	69.46	1.00
15	EMERSON ELEC CO	07/31/09	547.63	857.55	309.92	21.00
29	FORD MOTOR CO NEW	06/05/09	183.35	486.91	303.56	
45	FORD MOTOR CO NEW	07/07/09	250.38	755.55	505.17	
47	FORD MOTOR CO NEW	09/30/09	338.71	789.13	450.42	
53	FORD MOTOR CO NEW	12/31/09	530.24	889.87	359.63	
1	GOLDMAN SACHS GROUP INC	12/02/08	62.85	168.16	105.31	2.00
14	GOLDMAN SACHS GROUP INC	12/30/08	1,087.47	2,354.24	1,266.77	20.00
4	GOLDMAN SACHS GROUP INC	07/27/10	589.09	672.64	83.55	6.00
2	GOLDMAN SACHS GROUP INC	08/16/10	296.72	336.32	39.60	3.00
2	GOLDMAN SACHS GROUP INC	09/01/10	278.44	336.32	57.88	3.00
1	GOLDMAN SACHS GROUP INC	09/22/10	149.94	168.16	18.22	2.00
18	GENERAL ELECTRIC	02/07/07	653.08	329.22	(323.86)	11.00
1	GENERAL ELECTRIC	02/09/07	35.79	18.29	(17.50)	1.00
16	GENERAL ELECTRIC	09/04/07	621.49	292.64	(328.85)	9.00

PLEASE SEE REVERSE SIDE

Page 75 of 190

Statement Period Year Ending 12/31/10 Account No 208-04006





THE MOE-LIFE FOUNDATION



CURRENT PORTFOLIO SUMMARY

Quantity	Security Description	Date Acquired	Total/Adj Cost Basis	Fiscal Year Value 12/31/10	Unrealized Gain or (Loss)	Est Annual Income
	Equities					
31	GENERAL ELECTRIC	11/26/08	486.01	566.99	80.98	18.00
31	HALLIBURTON COMPANY	06/30/09	641.14	1,265.73	624.59	12.00
15	HALLIBURTON COMPANY	09/09/09	379.17	612.45	233.28	6.00
2	HESS CORP	03/30/09	109.87	153.08	43.21	1.00
5	HESS CORP	03/31/09	272.63	382.70	110.07	2.00
9	HESS CORP	06/03/09	534.35	688.86	154.51	4.00
3	HESS CORP	11/09/10	208.78	229.62	20.84	2.00
1	HESS CORP	11/10/10	70.08	76.54	6.46	1.00
21	HERTZ GLOBAL HOLDINGS IN	12/17/07	320.22	304.29	(15.93)	
10	HERTZ GLOBAL HOLDINGS IN	01/02/08	152.97	144.90	(8.07)	
5	HERTZ GLOBAL HOLDINGS IN	07/01/08	45.21	72.45	27.24	
25	HERTZ GLOBAL HOLDINGS IN	08/06/08	219.03	362.25	143.22	
85	HERTZ GLOBAL HOLDINGS IN	02/27/09	268.28	1,231.65	963.37	
59	HERTZ GLOBAL HOLDINGS IN	03/02/09	172.52	854.91	682.39	
30	HERTZ GLOBAL HOLDINGS IN	05/21/10	309.60	434.70	125.10	
3	HERTZ GLOBAL HOLDINGS IN	05/24/10	31.03	43.47	12.44	
26	HERTZ GLOBAL HOLDINGS IN	10/01/10	264.83	376.74	111.91	



PLEASE SEE REVERSE SIDE
 Page 76 of 190
 Statement Period Year Ending 12/31/10
 Account No. 208-04006



THE MOE-LIFE FOUNDATION

EMA Fiscal Statement

CURRENT PORTFOLIO SUMMARY

Quantity	Security Description	Date Acquired	Total/Adj Cost Basis	Fiscal Year Value 12/31/10	Unrealized Gain or (Loss)	Est Annual Income
20	HSN INC	12/18/09	357.78	613.00	255.22	
10	HSN INC	12/30/09	191.57	306.50	114.93	
5	HSN INC	01/21/10	94.50	153.25	58.75	
10	HSN INC	01/22/10	188.12	306.50	118.38	
23	HSN INC	01/25/10	430.01	704.95	274.94	
14	HSN INC	03/31/10	419.22	429.10	9.88	
6	HSN INC	05/20/10	149.12	183.90	34.78	
7	HSN INC	06/24/10	169.39	214.55	45.16	
2	HSN INC	06/25/10	48.59	61.30	12.71	
6	HSN INC	08/25/10	158.41	183.90	25.49	
3	HSN INC	08/30/10	79.20	91.95	12.75	
10	HYATT HOTELS CORP	02/01/10	296.95	457.60	160.65	
14	HYATT HOTELS CORP	02/02/10	421.63	640.64	219.01	
8	HYATT HOTELS CORP	06/30/10	295.92	366.08	70.16	
3	HYATT HOTELS CORP	07/01/10	108.11	137.28	29.17	
22	INTEL CORP	03/31/09	331.75	462.66	130.91	14.00
11	INTEL CORP	04/09/09	175.59	231.33	55.74	7.00

PLEASE SEE REVERSE SIDE

Statement Period Year Ending 12/31/10 Account No. 208-04006

Page 77 of 190

00329329





THE MOE-LIFE FOUNDATION



Fiscal Statement

CURRENT PORTFOLIO SUMMARY

Quantity	Security Description	Date Acquired	Total/Adj Cost Basis	Fiscal Year Value 12/31/10	Unrealized Gain or (Loss)	Est Annual Income
19	INTEL CORP	06/30/09	314.02	399.57	85.55	12.00
68	INTL PAPER CO	11/10/10	1,769.72	1,852.32	82.60	34.00
1	INTL PAPER CO	11/11/10	25.86	27.24	1.38	1.00
16	JPMORGAN CHASE & CO	10/19/07	728.29	678.72	(49.57)	4.00
5	JPMORGAN CHASE & CO	12/28/07	215.69	212.10	(3.59)	1.00
24	JPMORGAN CHASE & CO	12/31/07	1,032.44	1,018.08	(14.36)	5.00
29	JPMORGAN CHASE & CO	03/03/08	1,157.36	1,230.18	72.82	6.00
29	JPMORGAN CHASE & CO	06/11/08	1,089.60	1,230.18	140.58	6.00
9	JPMORGAN CHASE & CO	06/20/08	339.07	381.78	42.71	2.00
14	JPMORGAN CHASE & CO	09/12/08	575.05	593.88	18.83	3.00
14	JPMORGAN CHASE & CO	12/01/08	413.08	593.88	180.80	3.00
12	JPMORGAN CHASE & CO	09/22/10	478.92	509.04	30.12	3.00
14	JPMORGAN CHASE & CO	11/22/10	540.84	593.88	53.04	3.00
13	JOHNSON AND JOHNSON COM	08/04/09	791.94	804.05	12.11	29.00
5	JOHNSON AND JOHNSON COM	09/14/09	301.89	309.25	7.36	11.00
3	JOHNSON AND JOHNSON COM	09/22/09	182.73	185.55	2.82	7.00
3	JOHNSON AND JOHNSON COM	11/12/10	191.03	185.55	(5.48)	7.00

Equities



PLEASE SEE REVERSE SIDE

Page 78 of 190

Statement Period Year Ending 12/31/10

Account No. 208-04006



THE MOE-LIFE FOUNDATION



CURRENT PORTFOLIO SUMMARY

Quantity	Security Description	Date Acquired	Total/Adj Cost Basis	Fiscal Year Value 12/31/10	Unrealized Gain or (Loss)	Est Annual Income
Equities						
115	KEYCORP NEW COM	01/12/10	748.01	1,017.75	269.74	5.00
41	KEYCORP NEW COM	04/09/10	342.86	362.85	19.99	2.00
14	KEYCORP NEW COM	07/01/10	103.69	123.90	20.21	1.00
22	KEYCORP NEW COM	09/07/10	169.19	194.70	25.51	1.00
31	KEYCORP NEW COM	10/20/10	250.93	274.35	23.42	2.00
24	KROGER CO	04/07/08	593.98	536.64	(57.34)	11.00
10	KROGER CO	10/30/09	233.54	223.60	(9.94)	5.00
13	KROGER CO	11/06/09	303.06	290.68	(12.38)	6.00
14	KROGER CO	12/03/09	313.05	313.04	(0.01)	6.00
32	KROGER CO	12/31/09	660.11	715.52	55.41	14.00
2	M&T BANK CORPORATION	12/22/08	112.41	174.10	61.69	6.00
4	M&T BANK CORPORATION	12/31/08	226.96	348.20	121.24	12.00
9	M&T BANK CORPORATION	03/16/09	367.82	783.45	415.63	26.00
7	MORGAN STANLEY	03/19/09	154.52	190.47	35.95	2.00
7	MORGAN STANLEY	04/02/09	166.49	190.47	23.98	2.00
31	MORGAN STANLEY	04/23/09	668.56	843.51	174.95	7.00
3	MORGAN STANLEY	05/07/09	83.63	81.63	(2.00)	1.00



PLEASE SEE REVERSE SIDE

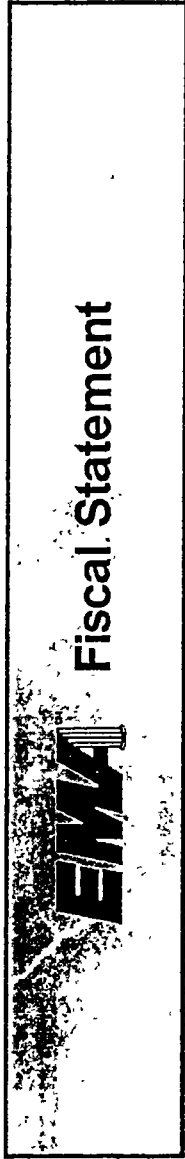
Page 79 of 190

Statement Period Year Ending 12/31/10

Account No. 208-04006



THE MOE-LIFE FOUNDATION



CURRENT PORTFOLIO SUMMARY

Quantity	Security Description	Date Acquired	Total/Adj Cost Basis	Fiscal Year Value 12/31/10	Unrealized Gain or (Loss)	Est Annual Income
	Equities					
27	MORGAN STANLEY	05/08/09	700.09	734.67	34.58	6.00
44	MARRIOTT INTL INC NEW A	03/16/09	675.74	1,827.76	1,152.02	16.00
13	MARRIOTT INTL INC NEW A	06/30/09	286.85	540.02	253.17	5.00
10	METLIFE INC COM	06/30/09	298.70	444.40	145.70	8.00
3	METLIFE INC COM	08/16/10	116.10	133.32	17.22	3.00
6	METLIFE INC COM	08/18/10	231.99	266.64	34.65	5.00
9	METLIFE INC COM	11/05/10	378.25	399.96	21.71	7.00
16	MARATHON OIL CORP	09/24/09	515.02	592.48	77.46	16.00
5	MARATHON OIL CORP	09/30/09	159.39	185.15	25.76	5.00
9	MARATHON OIL CORP	10/21/09	320.15	333.27	13.12	9.00
9	MARATHON OIL CORP	12/03/09	291.59	333.27	41.68	9.00
5	MARATHON OIL CORP	04/26/10	165.51	185.15	19.64	5.00
10	MARATHON OIL CORP	04/27/10	321.64	370.30	48.66	10.00
10	MOSAIC CO	11/23/09	548.59	763.60	215.01	2.00
7	MOSAIC CO	12/07/09	422.95	534.52	111.57	2.00
7	MOSAIC CO	01/13/10	433.55	534.52	100.97	2.00
31	MERCK AND CO INC SHS	08/04/09	923.78	1,117.24	193.46	48.00

PLEASE SEE REVERSE SIDE


Statement Period Year Ending 12/31/10 Account No. 208-04006

Page 80 of 190





THE MOE-LIFE FOUNDATION



CURRENT PORTFOLIO SUMMARY

Quantity	Security Description	Date Acquired	Total/Adj Cost Basis	Fiscal Year Value 12/31/10	Unrealized Gain or (Loss)	Est Annual Income
			Equities			
5	MERCK AND CO INC SHS	08/13/10	174.79	180.20	5.41	8.00
4	MERCK AND CO INC SHS	08/19/10	138.33	144.16	5.83	7.00
20,119	FRAC MARRIOTT INTL INC NEW A	12/16/09	5.43	8.05	2.62	
14	NEXTERA ENERGY INC SHS	08/10/10	748.88	727.86	(21.02)	28.00
8	NEWMONT MINING CORP	06/30/10	496.28	491.44	(4.84)	5.00
13	NEWMONT MINING CORP	07/27/10	729.99	798.59	68.60	8.00
5	NEWMONT MINING CORP	08/03/10	278.41	307.15	28.74	3.00
7	OMNICOM GROUP COM	05/12/09	222.92	320.60	97.68	6.00
9	OMNICOM GROUP COM	09/30/09	331.60	412.20	80.60	8.00
17	OMNICOM GROUP COM	12/03/10	801.98	778.60	(23.38)	14.00
9	OMNICOM GROUP COM	12/06/10	426.98	412.20	(14.78)	8.00
59	ORACLE CORP \$0.01 DEL	09/08/10	1,414.02	1,846.70	432.68	12.00
6	PG&E CORP	09/30/09	242.84	287.04	44.20	11.00
5	PG&E CORP	01/25/10	220.95	239.20	18.25	10.00
8	PG&E CORP	05/06/10	346.07	382.72	36.65	15.00
12	PPL CORPORATION	06/23/10	293.46	315.84	22.38	17.00





Merrill Lynch

THE MOE-LIFE FOUNDATION



CURRENT PORTFOLIO SUMMARY


Quantity	Security Description	Date Acquired	Total/Adj Cost Basis	Fiscal Year Value 12/31/10	Unrealized Gain or (Loss)	Est Annual Income
	Equities					
9	PPL CORPORATION	08/10/10	239.48	236.88	(2.60)	13.00
35	PRUDENTIAL FINANCIAL INC	12/17/10	2,033.26	2,054.85	21.59	41.00
7	PROGRESS ENERGY INC	01/14/04	309.69	304.36	(5.33)	18.00
9	PROGRESS ENERGY INC	10/10/07	423.29	391.32	(31.97)	23.00
6	PROGRESS ENERGY INC	05/18/10	238.67	260.88	22.21	15.00
13	PNC FINCL SERVICES GROUP	04/10/08	843.75	789.36	(54.39)	6.00
9	PNC FINCL SERVICES GROUP	04/15/08	561.63	546.48	(15.15)	4.00
2	PNC FINCL SERVICES GROUP	04/21/08	130.79	121.44	(9.35)	1.00
5	PNC FINCL SERVICES GROUP	06/19/08	289.94	303.60	13.66	2.00
3	PNC FINCL SERVICES GROUP	07/16/08	159.34	182.16	22.82	2.00
17	PEPSICO INC	01/27/10	1,018.02	1,110.61	92.59	33.00
7	PEPSICO INC	11/10/10	454.67	457.31	2.64	14.00
123	PFIZER INC	11/12/10	2,077.90	2,153.73	75.83	99.00
30	PROCTER & GAMBLE CO	11/18/10	1,922.92	1,929.90	6.98	58.00
44	REGIONS FINL CORP	09/30/09	273.45	308.00	34.55	2.00
15	REGIONS FINL CORP	10/14/09	90.53	105.00	14.47	1.00
50	REGIONS FINL CORP	01/27/10	308.41	350.00	41.59	2.00



PLEASE SEE REVERSE SIDE
Statement Period
Year Ending 12/31/10 Account No
208-04006



THE MOE-LIFE FOUNDATION



CURRENT PORTFOLIO SUMMARY

Quantity	Security Description	Date Acquired	Total/Adj Cost Basis	Fiscal Year Value 12/31/10	Unrealized Gain or (Loss)	Est Annual Income
34	REGIONS FINL CORP	04/14/10	296.16	238.00	(58.16)	2.00
13	STATE STREET CORP	04/13/09	496.37	602.42	106.05	1.00
8	STATE STREET CORP	05/12/09	297.37	370.72	73.35	1.00
7	STATE STREET CORP	05/27/09	306.45	324.38	17.93	1.00
6	STATE STREET CORP	04/01/10	275.17	278.04	2.87	1.00
6	SCHLUMBERGER LTD	04/18/05	201.45	501.00	299.55	6.00
2	SCHLUMBERGER LTD	04/12/06	123.40	167.00	43.60	2.00
8	SCHLUMBERGER LTD	12/18/06	520.03	668.00	147.97	7.00
5	SCHLUMBERGER LTD	12/21/06	318.59	417.50	98.91	5.00
5	SCHLUMBERGER LTD	11/25/08	224.72	417.50	192.78	5.00
3	SCHLUMBERGER LTD	12/01/08	133.75	250.50	116.75	3.00
6	SCHLUMBERGER LTD	05/15/09	313.31	501.00	187.69	6.00
8	SCHLUMBERGER LTD	06/22/09	420.58	668.00	247.42	7.00
4	SCHLUMBERGER LTD	01/25/10	264.03	334.00	69.97	4.00
13	SUNCOR ENERGY INC NEW	10/28/09	440.32	497.77	57.45	6.00
10	SUNCOR ENERGY INC NEW	12/07/09	355.34	382.90	27.56	4.00
12	SUNCOR ENERGY INC NEW	11/10/10	432.08	459.48	27.40	5.00

PLEASE SEE REVERSE SIDE

Statement Period Year Ending 12/31/10 Account No. 208-04006

Page 83 of 190

x 00328335

00-17-6060B (R02-10)





Merrill Lynch

THE MOE-LIFE FOUNDATION




CURRENT PORTFOLIO SUMMARY

Quantity	Security Description	Date Acquired	Total/Adj Cost Basis	Fiscal Year Value 12/31/10	Unrealized Gain or (Loss)	Est Annual Income
	Equities					
30	SUNTRUST BKS INC COM	06/30/09	493.87	885.30	391.43	2.00
21	SUNTRUST BKS INC COM	07/01/09	343.33	619.71	276.38	1.00
32	SUNTRUST BKS INC COM	09/24/09	747.14	944.32	197.18	2.00
11	SUNTRUST BKS INC COM	10/19/09	232.42	324.61	92.19	1.00
13	SUNTRUST BKS INC COM	11/13/09	262.71	383.63	120.92	1.00
9	SUNTRUST BKS INC COM	12/18/09	181.13	265.59	84.46	1.00
11	SUNTRUST BKS INC COM	02/03/10	255.93	324.61	68.68	1.00
8	SUNTRUST BKS INC COM	10/20/10	200.48	236.08	35.60	1.00
6	TEVA PHARMACTCL INDS ADR	03/30/07	224.82	312.78	87.96	4.00
6	TEVA PHARMACTCL INDS ADR	04/10/07	227.08	312.78	85.70	4.00
10	TEVA PHARMACTCL INDS ADR	04/30/07	384.09	521.30	137.21	7.00
4	TEVA PHARMACTCL INDS ADR	06/29/07	164.42	208.52	44.10	3.00
59	TEXAS INSTRUMENTS	12/09/10	1,990.64	1,917.50	(73.14)	31.00
2	TARGET CORP COM	12/05/08	70.16	120.26	50.10	2.00
14	TARGET CORP COM	12/17/08	503.55	841.82	338.27	14.00
27	TARGET CORP COM	12/24/08	880.33	1,623.51	743.18	27.00
3	TARGET CORP COM	03/16/09	87.02	180.39	93.37	3.00





THE MOE-LIFE FOUNDATION



CURRENT PORTFOLIO SUMMARY

Quantity	Security Description	Date Acquired	Total/Adj Cost Basis	Fiscal Year Value 12/31/10	Unrealized Gain or (Loss)	Est Annual Income
5	TIME WARNER CABLE INC SHS	01/07/09	154.70	330.15	175.45	8.00
3	TIME WARNER CABLE INC SHS	08/07/09	105.68	198.09	92.41	5.00
6	TIME WARNER CABLE INC SHS	09/30/09	258.12	396.18	138.06	10.00
8	UNITEDHEALTH GROUP INC	02/24/09	191.68	288.88	97.20	4.00
17	UNITEDHEALTH GROUP INC	02/27/09	341.50	613.87	272.37	9.00
7	UNITEDHEALTH GROUP INC	03/13/09	146.73	252.77	106.04	4.00
12	UNITEDHEALTH GROUP INC	03/27/09	255.56	433.32	177.76	6.00
6	UNITEDHEALTH GROUP INC	10/02/09	146.73	216.66	69.93	3.00
9	UNITEDHEALTH GROUP INC	11/09/09	259.06	324.99	65.93	5.00
23	UNITEDHEALTH GROUP INC	12/31/09	707.20	830.53	123.33	12.00
7	UNITEDHEALTH GROUP INC	10/01/10	245.61	252.77	7.16	4.00
3	UNITEDHEALTH GROUP INC	10/04/10	105.29	108.33	3.04	2.00
12	UNITED STS STL CORP NEW	01/27/10	550.03	701.04	151.01	3.00
7	UNITED STS STL CORP NEW	07/01/10	264.07	408.94	144.87	2.00
10	UNITED STS STL CORP NEW	09/21/10	446.96	584.20	137.24	2.00

PLEASE SEE REVERSE SIDE
Page 85 of 190
Statement Period Year Ending 12/31/10
Account No. 208-04006


X 00329337





Merrill Lynch

THE MOE-LIFE FOUNDATION



Fiscal Statement


CURRENT PORTFOLIO SUMMARY

Quantity	Security Description	Date Acquired	Total/Adj Cost Basis	Fiscal Year Value 12/31/10	Unrealized Gain or (Loss)	Est Annual Income
	Equities					
39	VALERO ENERGY CORP NEW	03/31/10	768.24	901.68	133.44	8.00
14	VALERO ENERGY CORP NEW	05/20/10	251.66	323.68	72.02	3.00
8	VERIZON COMMUNICATNS COM	05/01/09	227.25	286.24	58.99	16.00
11	VERIZON COMMUNICATNS COM	05/29/09	298.48	393.58	95.10	22.00
20	VERIZON COMMUNICATNS COM	06/19/09	561.16	715.60	154.44	39.00
10	VERIZON COMMUNICATNS COM	07/30/10	290.31	357.80	67.49	20.00
1	ZIONS BANCORP COM	10/15/08	40.46	24.23	(16.23)	1.00
6	ZIONS BANCORP COM	12/31/08	142.02	145.38	3.36	1.00
40	ZIONS BANCORP COM	03/13/09	371.61	969.20	597.59	2.00
16	ZIONS BANCORP COM	09/09/09	257.38	387.68	130.30	1.00
11	ZIONS BANCORP COM	09/25/09	194.65	266.53	71.88	1.00
3	ZIONS BANCORP COM	09/30/09	53.59	72.69	19.10	1.00
4	ZIONS BANCORP COM	10/14/09	72.54	96.92	24.38	1.00
9	ZIONS BANCORP COM	11/11/09	118.79	218.07	99.28	1.00
4	WELLS FARGO & CO NEW DEL	11/19/07	121.23	123.96	2.73	1.00
32	WELLS FARGO & CO NEW DEL	02/08/08	935.47	991.68	56.21	7.00
15	WELLS FARGO & CO NEW DEL	03/03/08	425.93	464.85	38.92	3.00





THE MOE-LIFE FOUNDATION



CURRENT PORTFOLIO SUMMARY


Quantity	Security Description	Date Acquired	Total/Adj Cost Basis	Fiscal Year Value 12/31/10	Unrealized Gain or (Loss)	Est Annual Income
			Equities			
13	WELLS FARGO & CO NEW DEL	03/31/08	380.86	402.87	22.01	3.00
25	WELLS FARGO & CO NEW DEL	04/14/08	679.52	774.75	95.23	5.00
52	WELLS FARGO & CO NEW DEL	06/27/08	1,254.39	1,611.48	357.09	11.00
48	WELLS FARGO & CO NEW DEL	11/07/08	1,321.36	1,487.52	166.16	10.00
11	WELLS FARGO & CO NEW DEL	01/15/09	226.48	340.89	114.41	3.00
30	WELLS FARGO & CO NEW DEL	12/31/09	813.36	929.70	116.34	6.00
	Total Equities		129,213.25	160,519.32	31,306.07	2,415.00

PLEASE SEE REVERSE SIDE
Page 87 of 190
Statement Period Year Ending 12/31/10
Account No. 208-04006





THE MOE-LIFE FOUNDATION



CURRENT PORTFOLIO SUMMARY

Quantity	Security Description	Date Acquired	Total/Adj Cost Basis	Fiscal Year Value 12/31/10	Unrealized Gain or (Loss)	Est Accrued Interest	Est Annual Income
	Cash and Money Funds						
	CASH		3.17	3.17			
4,188	ML BANK DEPOSIT PROGRAM	08/11/04	4,188.00	4,188.00			16.75
	Total Cash and Money Funds		4,191.17	4,191.17			16.75

CURRENT PORTFOLIO SUMMARY


Quantity	Security Description	Date Acquired	Total/Adj Cost Basis	Fiscal Year Value 12/31/10	Unrealized Gain or (Loss)	Est Annual Income
	Equities					
28	ADOBE SYS DEL PV\$ 0.001	05/01/09	772.98	861.84	88.86	
26	ADOBE SYS DEL PV\$ 0.001	07/20/09	812.17	800.28	(11.89)	
9	ADOBE SYS DEL PV\$ 0.001	11/11/10	268.49	277.02	8.53	
22	ADOBE SYS DEL PV\$ 0.001	11/12/10	649.16	677.16	28.00	
9	AMAZON COM INC COM	12/04/08	426.26	1,620.00	1,193.74	
13	AMAZON COM INC COM	12/09/08	669.41	2,340.00	1,670.59	
6	AMAZON COM INC COM	07/24/09	517.05	1,080.00	562.95	
4	AMAZON COM INC COM	09/09/10	558.72	720.00	161.28	
3	AMAZON COM INC COM	09/14/10	438.55	540.00	101.45	





Merrill Lynch

THE MOE-LIFE FOUNDATION



CURRENT PORTFOLIO SUMMARY

Quantity	Security Description	Date Acquired	Total/Adj Cost Basis	Fiscal Year Value 12/31/10	Unrealized Gain or (Loss)	Est Annual Income
41	AMERICAN TOWER CORP CL A	04/08/10	1,719.29	2,117.24	397.95	
25	AMERICAN TOWER CORP CL A	04/09/10	1,063.95	1,291.00	227.05	
20	AMERICAN TOWER CORP CL A	06/04/10	829.49	1,032.80	203.31	
8	ALLERGAN INC	11/02/09	453.96	549.36	95.40	2.00
14	ALLERGAN INC	11/04/09	813.04	961.38	148.34	3.00
6	ALLERGAN INC	02/05/10	345.16	412.02	66.86	2.00
8	ALLERGAN INC	11/01/10	589.60	549.36	(40.24)	2.00
11	ALLERGAN INC	11/02/10	821.31	755.37	(65.94)	3.00
53	ALLEGHENY TECH INC	05/05/10	2,676.51	2,924.54	248.03	39.00
7	ALLEGHENY TECH INC	05/10/10	381.55	386.26	4.71	6.00
3	ALLEGHENY TECH INC	10/18/10	143.13	165.54	22.41	3.00
20	ALLEGHENY TECH INC	10/19/10	933.80	1,103.60	169.80	15.00
16	AMGEN INC COM PV \$0.0001	06/29/09	844.83	878.40	33.57	
15	AMGEN INC COM PV \$0.0001	01/27/10	854.76	823.50	(31.28)	
11	AMGEN INC COM PV \$0.0001	02/09/10	633.66	603.90	(29.76)	
8	APPLE INC	03/24/08	1,120.92	2,580.48	1,459.56	
3	APPLE INC	03/25/08	428.42	967.68	539.26	

PLEASE SEE REVERSE SIDE

Page 137 of 190

Statement Period Year Ending 12/31/10 Account No. 208-04007

X 00329388

00-17-60608 (R02-10)





THE MOE-LIFE FOUNDATION



CURRENT PORTFOLIO SUMMARY

Quantity	Security Description	Date Acquired	Total/Adj Cost Basis	Fiscal Year Value 12/31/10	Unrealized Gain or (Loss)	Est Annual Income
	Equities					
2	APPLE INC	04/18/08	323.08	645.12	322.04	
9	APPLE INC	10/22/08	893.34	2,903.04	2,009.70	
9	APPLE INC	11/24/08	799.93	2,903.04	2,103.11	
5	APPLE INC	12/09/08	499.53	1,612.80	1,113.27	
2	APPLE INC	10/30/09	390.24	645.12	254.88	
3	APPLE INC	02/05/10	579.46	967.68	388.22	
20	BORG WARNER INC COM'	07/14/10	850.14	1,447.20	597.06	
20	BORG WARNER INC COM	08/11/10	914.07	1,447.20	533.13	
26	BOEING COMPANY	05/27/10	1,684.55	1,696.76	12.21	44.00
27	BOEING COMPANY	06/11/10	1,750.57	1,762.02	11.45	46.00
11	BOEING COMPANY	07/22/10	734.28	717.86	(16.42)	19.00
32	CITRIX SYSTEMS INC COM	10/09/09	1,336.00	2,189.12	853.12	
12	CITRIX SYSTEMS INC COM	10/23/09	472.52	820.92	348.40	
23	CITRIX SYSTEMS INC COM	04/22/10	1,096.99	1,573.43	476.44	
14	CITRIX SYSTEMS INC COM	07/27/10	672.96	957.74	284.78	
8	CITRIX SYSTEMS INC COM	10/25/10	488.30	547.28	58.98	
2	CITRIX SYSTEMS INC COM	10/26/10	123.77	136.82	13.05	

PLEASE SEE REVERSE SIDE
 Statement Period Year Ending 12/31/10
 Page 138 of 190
 Account No. 208-04007





THE MOE-LIFE FOUNDATION

EMA Fiscal Statement

CURRENT PORTFOLIO SUMMARY

Quantity	Security Description	Date Acquired	Total/Adj Cost Basis	Fiscal Year Value 12/31/10	Unrealized Gain or (Loss)	Est Annual Income
	Equities					
14	CANADIAN NATURAL RES LTD	04/24/06	443.39	621.88	178.49	5.00
44	CANADIAN NATURAL RES LTD	09/26/06	995.09	1,954.48	959.39	14.00
12	CANADIAN NATURAL RES LTD	09/25/08	480.49	533.04	52.55	4.00
6	CANADIAN NATURAL RES LTD	09/30/08	202.35	266.52	64.17	2.00
21	CANADIAN NATURAL RES LTD	10/21/10	749.37	932.82	183.45	7.00
3	CANADIAN NATURAL RES LTD	11/15/10	117.59	133.26	15.67	1.00
7	CANADIAN NATURAL RES LTD	11/16/10	266.52	310.94	44.42	3.00
14	CHECK POINT SOFTWARE TECH	07/12/10	433.76	647.64	213.88	
40	CHECK POINT SOFTWARE TECH	07/13/10	1,292.57	1,850.40	557.83	
23	CHECK POINT SOFTWARE TECH	09/30/10	851.43	1,063.98	212.55	
37	COACH INC	01/28/10	1,293.67	2,046.47	752.80	23.00
24	CTRIIP.COM INTL LTD ADR	11/23/10	1,112.73	970.80	(141.93)	
17	CTRIIP.COM INTL LTD ADR	11/24/10	813.77	687.65	(126.12)	
12	CATERPILLAR INC DEL	07/27/10	829.87	1,123.92	294.05	22.00
25	CATERPILLAR INC DEL	07/28/10	1,735.89	2,341.50	605.61	44.00
25	CELGENE CORP COM	05/05/10	1,501.35	1,478.50	(22.85)	
12	CELGENE CORP COM	05/06/10	717.99	709.68	(8.31)	

PLEASE SEE REVERSE SIDE

Page

139 of 190

Statement Period

Year Ending 12/31/10

Account No.

208-04007





Merrill Lynch

THE MOE-LIFE FOUNDATION



CURRENT PORTFOLIO SUMMARY


Quantity	Security Description	Date Acquired	Total/Adj Cost Basis	Fiscal Year Value 12/31/10	Unrealized Gain or (Loss)	Est Annual Income
Equities						
3	CELGENE CORP COM	11/01/10	185.46	177.42	(8.04)	
9	CELGENE CORP COM	11/02/10	566.15	532.26	(33.89)	
3	CELGENE CORP COM	11/03/10	187.67	177.42	(10.25)	
49	CAMERON INTL CORP	08/16/10	1,878.38	2,485.77	607.39	
4	CME GROUP INC	12/01/10	1,196.31	1,287.00	90.69	19.00
3	CME GROUP INC	12/02/10	930.09	965.25	35.16	14.00
10	COVIDIEN PLC SHS	01/26/10	508.94	456.60	(52.34)	8.00
16	COVIDIEN PLC SHS	02/01/10	803.65	730.56	(73.09)	13.00
20	COVIDIEN PLC SHS	04/29/10	969.22	913.20	(56.02)	16.00
9	CISCO SYSTEMS INC COM	07/30/09	198.70	182.07	(16.63)	
37	CISCO SYSTEMS INC COM	03/19/10	968.52	748.51	(220.01)	
63	CISCO SYSTEMS INC COM	08/10/10	1,537.17	1,274.49	(262.68)	
32	COCA COLA COM	01/13/10	1,827.45	2,104.64	277.19	57.00
16	COCA COLA COM	01/28/10	871.23	1,052.32	181.09	29.00
9	COCA COLA COM	02/10/10	485.01	591.93	106.92	16.00
33	COCA COLA COM	03/05/10	1,801.74	2,170.41	368.67	59.00
25	COLGATE PALMOLIVE	01/25/10	2,013.52	2,009.25	(4.27)	53.00



PLEASE SEE REVERSE SIDE
 Statement Period
 Year Ending 12/31/10 Account No.
 208-04007



THE MOE-LIFE FOUNDATION



CURRENT PORTFOLIO SUMMARY

Quantity	Security Description	Date Acquired	Total/Adj Cost Basis	Fiscal Year Value 12/31/10	Unrealized Gain or (Loss)	Est Annual Income
75	CORNING INC	05/28/10	1,308.04	1,449.00	140.96	15.00
66	CORNING INC	06/11/10	1,207.09	1,275.12	68.03	14.00
7	CUMMINS INC COM	05/01/09	238.27	770.07	531.80	8.00
19	CUMMINS INC COM	07/21/09	773.34	2,090.19	1,316.85	20.00
13	CUMMINS INC COM	04/29/10	987.67	1,430.13	442.46	14.00
26	DANAHER CORP DEL COM	04/24/06	848.65	1,226.42	377.77	3.00
22	DANAHER CORP DEL COM	04/18/08	832.59	1,037.74	205.15	2.00
57	DENBURY RES INC	03/10/10	913.10	1,088.13	175.03	
45	E M C CORPORATION MASS	04/09/09	595.18	1,030.50	435.32	
61	E M C CORPORATION MASS	06/03/09	761.36	1,396.90	635.54	
26	E M C CORPORATION MASS	10/30/09	438.70	595.40	156.70	
38	EXPRESS SCRIPTS INC COM	06/14/10	2,029.26	2,053.90	24.64	
7	EOG RESOURCES INC	10/14/10	691.89	639.87	(52.02)	5.00
11	EOG RESOURCES INC	10/15/10	1,100.25	1,005.51	(94.74)	7.00
10	EOG RESOURCES INC	10/18/10	1,012.46	914.10	(98.36)	7.00
11	EMERSON ELEC CO	04/09/09	351.43	628.87	277.44	16.00
11	EMERSON ELEC CO	04/30/09	373.44	628.87	255.43	16.00



PLEASE SEE REVERSE SIDE

Page 141 of 190
Statement Period Year Ending 12/31/10
Account No 208-04007

X 0029393

00-17-6060B (R02-10)



Merrill Lynch

THE MOE-LIFE FOUNDATION



Fiscal Statement

CURRENT PORTFOLIO SUMMARY

Quantity	Security Description	Date Acquired	Total/Adj Cost Basis	Fiscal Year Value 12/31/10	Unrealized Gain or (Loss)	Est Annual Income
20	EMERSON ELEC CO	09/10/09	789.93	1,143.40	353.47	28.00
24	FREERT-MCMRAN CPR & GLD	10/01/10	2,125.10	2,882.16	757.06	48.00
10	FREERT-MCMRAN CPR & GLD	10/26/10	962.21	1,200.90	238.69	20.00
25	FREERT-MCMRAN CPR & GLD	11/01/10	2,395.33	3,002.25	606.92	50.00
2	FREERT-MCMRAN CPR & GLD	11/09/10	214.50	240.18	25.68	4.00
5	FREERT-MCMRAN CPR & GLD	11/15/10	520.14	600.45	80.31	10.00
11	F5 NETWORKS INC COM	08/17/10	964.84	1,431.76	466.92	
1	F5 NETWORKS INC COM	08/18/10	88.57	130.16	41.59	
12	JUNIPER NETWORKS INC	11/11/10	413.19	443.04	29.85	
44	JUNIPER NETWORKS INC	11/12/10	1,542.86	1,624.48	81.62	
20	JPMORGAN CHASE & CO	03/13/09	476.66	848.40	371.74	4.00
11	JPMORGAN CHASE & CO	06/10/09	388.59	466.62	78.03	3.00
19	JPMORGAN CHASE & CO	04/15/10	911.03	805.98	(105.05)	4.00
19	LABORATORY CP AMER HLDGS	05/19/10	1,473.69	1,670.48	196.79	
4	LABORATORY CP AMER HLDGS	05/20/10	305.29	351.68	46.39	
12	MEAD JOHNSON NUTRITION CO	12/18/09	500.48	747.00	246.52	11.00
20	MEAD JOHNSON NUTRITION CO	01/06/10	898.04	1,245.00	346.96	18.00

Equities



PLEASE SEE REVERSE SIDE

Page 142 of 190

Statement Period Year Ending 12/31/10

Account No. 208-04007



THE MOE-LIFE FOUNDATION

Fiscal Statement

CURRENT PORTFOLIO SUMMARY

Quantity	Security Description	Date Acquired	Total/Adj Cost Basis	Fiscal Year Value 12/31/10	Unrealized Gain or (Loss)	Est Annual Income
			Equities			
14	MEAD JOHNSON NUTRITION CO	01/28/10	633.41	871.50	238.09	13.00
23	MCDONALDS CORP COM	06/08/10	1,555.74	1,765.48	209.74	57.00
25	MCDONALDS CORP COM	06/08/10	1,691.02	1,919.00	227.98	61.00
18	NETFLIX COM INC	08/06/10	2,118.58	3,162.60	1,044.02	
7	NETFLIX COM INC	09/01/10	927.92	1,229.90	301.98	
4	NETFLIX COM INC	12/09/10	759.21	702.80	(56.41)	
54	NETAPP INC	09/15/10	2,656.53	2,967.84	311.31	
34	NORDSTROM INC	09/14/10	1,200.64	1,440.92	240.28	28.00
17	NORDSTROM INC	09/15/10	602.47	720.46	117.99	14.00
34	ORACLE CORP \$0.01 DEL	08/31/07	688.74	1,064.20	375.46	7.00
39	ORACLE CORP \$0.01 DEL	04/01/08	794.10	1,220.70	426.60	8.00
105	ORACLE CORP \$0.01 DEL	04/13/10	2,737.76	3,286.50	548.74	21.00
44	ORACLE CORP \$0.01 DEL	09/28/10	1,195.57	1,377.20	181.63	9.00
31	ORACLE CORP \$0.01 DEL	12/15/10	942.70	970.30	27.60	7.00
8	PRICELINE COM INC	07/13/10	1,703.08	3,196.40	1,493.32	
14	POTASH CORP SASKATCHEWAN	11/04/10	1,966.14	2,167.62	201.48	
7	POTASH CORP SASKATCHEWAN	12/16/10	977.87	1,083.81	105.94	

PLEASE SEE REVERSE SIDE
 Page 143 of 190
 Statement Period Year Ending 12/31/10
 Account No. 208-04007





Merrill Lynch

THE MOE-LIFE FOUNDATION



Fiscal Statement

CURRENT PORTFOLIO SUMMARY


Quantity	Security Description	Date Acquired	Total/Adj Cost Basis	Fiscal Year Value 12/31/10	Unrealized Gain or (Loss)	Est Annual Income
			Equities			
3	PRECISION CASTPARTS	07/27/10	362.06	417.63	55.57	1.00
11	PRECISION CASTPARTS	07/28/10	1,347.61	1,531.31	183.70	2.00
7	PRECISION CASTPARTS	08/19/10	837.24	974.47	137.23	1.00
6	PRECISION CASTPARTS	10/21/10	815.61	835.26	19.65	1.00
6	PROCTER & GAMBLE CO	06/25/09	311.04	385.98	74.94	12.00
28	PROCTER & GAMBLE CO	07/07/09	1,462.37	1,801.24	338.87	54.00
15	PROCTER & GAMBLE CO	07/08/09	788.46	964.95	176.49	29.00
20	RANGE RESOURCES CORP DEL	05/01/08	1,286.34	899.60	(386.74)	4.00
9	RANGE RESOURCES CORP DEL	09/05/08	384.06	404.82	20.76	2.00
8	RANGE RESOURCES CORP DEL	12/18/09	404.94	359.84	(45.10)	2.00
35	ROCKWELL COLLINS INC	03/09/10	2,120.81	2,039.10	(81.71)	34.00
21	ROCKWELL COLLINS INC	04/29/10	1,388.93	1,223.46	(165.47)	21.00
17	SANDISK CORP INC	12/06/10	810.84	847.62	36.78	
25	SANDISK CORP INC	12/07/10	1,209.36	1,246.50	37.14	
19	SCHLUMBERGER LTD	01/11/10	1,337.92	1,586.50	248.58	16.00
7	SCHLUMBERGER LTD	01/28/10	455.90	584.50	128.60	6.00
4	SCHLUMBERGER LTD	11/15/10	297.44	334.00	36.56	4.00



PLEASE SEE REVERSE SIDE
 Page 144 of 190
 Statement Period Year Ending 12/31/10
 Account No. 208-04007



THE MOE-LIFE FOUNDATION



CURRENT PORTFOLIO SUMMARY

Quantity	Security Description	Date Acquired	Total/Adj Cost Basis	Fiscal Year Value 12/31/10	Unrealized Gain or (Loss)	Est Annual Income
	Equities					
7	SCHLUMBERGER LTD	11/16/10	513.39	584.50	71.11	6.00
21	SALESFORCE COM INC	05/21/10	1,721.06	2,772.00	1,050.94	
6	SALESFORCE COM INC	11/09/10	685.53	792.00	106.47	
37	SOUTHWESTERN ENERGY CO	12/18/09	1,756.11	1,384.91	(371.20)	
48	STARBUCKS CORP	05/10/10	1,282.30	1,542.24	259.94	25.00
34	STARBUCKS CORP	05/13/10	939.32	1,092.42	153.10	18.00
37	STARBUCKS CORP	09/27/10	972.45	1,188.81	216.36	20.00
67	TEXAS INSTRUMENTS	10/01/10	1,823.97	2,177.50	353.53	35.00
9	TARGET CORP COM	10/09/09	449.10	541.17	92.07	9.00
9	TARGET CORP COM	11/18/09	433.52	541.17	107.65	9.00
17	TARGET CORP COM	01/22/10	861.56	1,022.21	160.65	17.00
15	TARGET CORP COM	07/26/10	787.22	901.95	114.73	15.00
21	3M COMPANY	12/14/09	1,719.25	1,812.30	93.05	45.00
6	3M COMPANY	12/14/09	491.59	517.80	26.21	13.00
17	3M COMPANY	06/10/10	1,315.09	1,467.10	152.01	36.00
27	UNITEDHEALTH GROUP INC	12/16/09	864.96	974.97	110.01	14.00
24	UNITEDHEALTH GROUP INC	01/21/10	819.93	866.64	46.71	12.00





Merrill Lynch

THE MOE-LIFE FOUNDATION



CURRENT PORTFOLIO SUMMARY

Quantity	Security Description	Date Acquired	Total/Adj Cost Basis	Fiscal Year Value 12/31/10	Unrealized Gain or (Loss)	Est Annual Income
	Equities					
27	UNITEDHEALTH GROUP INC	06/16/10	851.05	974.97	123.92	14.00
23	UNITEDHEALTH GROUP INC	10/26/10	858.98	830.53	(28.45)	12.00
13	UNITED TECHS CORP COM	05/21/09	654.58	1,023.36	368.78	23.00
7	UNITED TECHS CORP COM	07/20/09	380.69	551.04	170.35	12.00
5	UNITED TECHS CORP COM	09/10/09	309.24	393.60	84.36	9.00
5	V F CORPORATION	04/22/10	434.03	430.90	(3.13)	13.00
6	V F CORPORATION	04/23/10	518.85	517.08	(1.77)	16.00
9	V F CORPORATION	07/15/10	681.53	775.62	94.09	23.00
2	V F CORPORATION	07/16/10	150.13	172.36	22.23	6.00
6	V F CORPORATION	10/28/10	499.23	517.08	17.85	16.00
28	VISA INC CL A SHRS	04/13/09	1,699.49	1,970.64	271.15	17.00
4	VISA INC CL A SHRS	05/19/10	292.69	281.52	(11.17)	3.00
	Total Equities		157,115.38	197,821.52	40,706.14	1,772.00

PLEASE SEE REVERSE SIDE
Page 146 of 190
Statement Period Year Ending 12/31/10
Account No. 208-04007

