



See a Social Security Number? Say Something!
Report Privacy Problems to <https://public.resource.org/privacy>
Or call the IRS Identity Theft Hotline at 1-800-908-4490



**Return of Private Foundation
or Section 4947(a)(1) Nonexempt Charitable Trust
Treated as a Private Foundation**

2010

Department of the Treasury
Internal Revenue Service

Note: The foundation may be able to use a copy of this return to satisfy state reporting requirements

For calendar year 2010, or tax year beginning _____, **2010, and ending** _____,

G Check all that apply: Initial return Initial Return of a former public charity Final return
 Amended return Address change Name change


BRYAN MEMORIAL GALLERY FOUNDATION, INC.
P.O. BOX 340
JEFFERSONVILLE, VT 05464

A Employer identification number
03-0287574
B Telephone number (see the instructions)
(802)-644-5100
C If exemption application is pending, check here
D 1 Foreign organizations, check here
2 Foreign organizations meeting the 85% test, check here and attach computation
E If private foundation status was terminated under section 507(b)(1)(A), check here
F If the foundation is in a 60-month termination under section 507(b)(1)(B), check here

H Check type of organization: Section 501(c)(3) exempt private foundation
 Section 4947(a)(1) nonexempt charitable trust Other taxable private foundation

I Fair market value of all assets at end of year (from Part II, column (c), line 16)
\$ 5,650,129.
J Accounting method: Cash Accrual
 Other (specify) _____
(Part I, column (d) must be on cash basis)

Part I Analysis of Revenue and Expenses (The total of amounts in columns (b), (c), and (d) may not necessarily equal the amounts in column (a) (see the instructions))		(a) Revenue and expenses per books	(b) Net investment income	(c) Adjusted net income	(d) Disbursements for charitable purposes (cash basis only)
REVENUE	1 Contributions, gifts, grants, etc. received (att sch)	33,528.			
	2 Ck <input checked="" type="checkbox"/> if the foundn is not req to att Sch B				
	3 Interest on savings and temporary cash investments	9.	9.	9.	
	4 Dividends and interest from securities	3,507.	3,507.	3,507.	
	5a Gross rents				
	b Net rental income or (loss)				
	6a Net gain/(loss) from sale of assets not on line 10	17,469.			
	b Gross sales price for all assets on line 6a	272,129.			
	7 Capital gain net income (from Part IV, line 2)		17,469.		
	8 Net short-term capital gain				
	9 Income modifications				
	10a Gross sales less returns and allowances	108,110.			
b Less Cost of goods sold	71,311.				
c Gross profit/(loss) (att sch) See St 1	36,799.			36,799.	
11 Other income (attach schedule) See Statement 2	56,776.				
12 Total. Add lines 1 through 11	148,088.	20,985.	45,945.		
ADMINISTRATIVE EXPENSES	13 Compensation of officers, directors, trustees, etc	62,187.		62,187.	62,187.
	14 Other employee salaries and wages	35,582.		35,582.	32,024.
	15 Pension plans, employee benefits				
	16a Legal fees (attach schedule)				
	b Accounting fees (attach sch) See St 3	1,523.		1,523.	1,523.
	c Other prof fees (attach sch)				
	17 Interest	1,080.		1,080.	1,080.
	18 Taxes (attach schedule)(see instr) See Stm 4	8,472.		8,472.	7,627.
	19 Depreciation (attach sch) and depletion	8,085.		8,085.	
	20 Occupancy				
	21 Travel, conferences, and meetings				
	22 Printing and publications	5,330.		5,330.	5,330.
	23 Other expenses (attach schedule) See Statement 5	69,248.	2,125.	69,248.	62,820.
	24 Total operating and administrative expenses. Add lines 13 through 23	191,507.	2,125.	191,507.	172,591.
	25 Contributions, gifts, grants paid Part XV	349.			349.
26 Total expenses and disbursements. Add lines 24 and 25	191,856.	2,125.	191,507.	172,940.	
27 Subtract line 26 from line 12:					
a Excess of revenue over expenses and disbursements	-43,768.				
b Net investment income (if negative, enter -0-)		18,860.			
c Adjusted net income (if negative, enter -0-)			0.		



SCANNED NOV 25 2011 02:46:10 PM

914,154

Part II Balance Sheets		Attached schedules and amounts in the description column should be for end-of-year amounts only (See instructions)		Beginning of year	End of year	
		(a) Book Value	(b) Book Value	(c) Fair Market Value		
ASSETS	1	Cash – non-interest-bearing		3,282.	1,141.	1,141.
	2	Savings and temporary cash investments		32,340.	93,007.	93,007.
	3	Accounts receivable				
		Less allowance for doubtful accounts				
	4	Pledges receivable				
		Less allowance for doubtful accounts				
	5	Grants receivable				
	6	Receivables due from officers, directors, trustees, and other disqualified persons (attach schedule) (see the instructions)				
	7	Other notes and loans receivable (attach sch)				
		Less allowance for doubtful accounts				
	8	Inventories for sale or use		1,521,155.	1,520,604.	1,692,531.
	9	Prepaid expenses and deferred charges		94.	336.	336.
	10a	Investments – US and state government obligations (attach schedule)				
		b Investments – corporate stock (attach schedule)		164,834.	99,810.	108,242.
		c Investments – corporate bonds (attach schedule)				
	11	Investments – land, buildings, and equipment basis				
	Less accumulated depreciation (attach schedule)					
12	Investments – mortgage loans					
13	Investments – other (attach schedule)					
14	Land, buildings, and equipment basis	522,491.				
	Less accumulated depreciation (attach schedule) See Stmt 6	350,280.		176,886.	172,211.	593,601.
15	Other assets (describe See Statement 7)			3,147,354.	3,071,783.	3,161,271.
16	Total assets (to be completed by all filers – see instructions Also, see page 1, item I)			5,045,945.	4,958,892.	5,650,129.
LIABILITIES	17	Accounts payable and accrued expenses		464.	293.	
	18	Grants payable				
	19	Deferred revenue				
	20	Loans from officers, directors, trustees, & other disqualified persons				
	21	Mortgages and other notes payable (attach schedule)			60,000.	60,000.
	22	Other liabilities (describe See Statement 8)				2,457.
	23	Total liabilities (add lines 17 through 22)			60,464.	62,750.
FUNDED ASSET BALANCES	Foundations that follow SFAS 117, check here and complete lines 24 through 26 and lines 30 and 31.					
	24	Unrestricted				
	25	Temporarily restricted				
	26	Permanently restricted				
	Foundations that do not follow SFAS 117, check here and complete lines 27 through 31.					
	27	Capital stock, trust principal, or current funds				
	28	Paid-in or capital surplus, or land, building, and equipment fund			287,250.	287,250.
	29	Retained earnings, accumulated income, endowment, or other funds			4,698,231.	4,608,892.
30	Total net assets or fund balances (see the instructions)			4,985,481.	4,896,142.	
31	Total liabilities and net assets/fund balances (see the instructions)			5,045,945.	4,958,892.	

Part III Analysis of Changes in Net Assets or Fund Balances

1	Total net assets or fund balances at beginning of year – Part II, column (a), line 30 (must agree with end-of-year figure reported on prior year's return)	1	4,985,481.
2	Enter amount from Part I, line 27a	2	-43,768.
3	Other increases not included in line 2 (itemize)	3	
4	Add lines 1, 2, and 3	4	4,941,713.
5	Decreases not included in line 2 (itemize) See Statement 9	5	45,571.
6	Total net assets or fund balances at end of year (line 4 minus line 5) – Part II, column (b), line 30	6	4,896,142.

Part IV Capital Gains and Losses for Tax on Investment Income

(a) List and describe the kind(s) of property sold (e.g., real estate, 2-story brick warehouse, or common stock, 200 shares MLC Company)	(b) How acquired P - Purchase D - Donation	(c) Date acquired (month, day, year)	(d) Date sold (month, day, year)
1a Union Bank - see summary	P	1/01/10	12/31/10
b Union Bank - see summary	P	1/01/09	12/31/10
c MERRILL LYNCH-SEE STATEMENT	P	1/01/10	12/31/10
d			
e			

(e) Gross sales price	(f) Depreciation allowed (or allowable)	(g) Cost or other basis plus expense of sale	(h) Gain or (loss) (e) plus (f) minus (g)
a 59,959.		53,435.	6,524.
b 58,212.		46,373.	11,839.
c 153,958.		154,852.	-894.
d			
e			

Complete only for assets showing gain in column (h) and owned by the foundation on 12/31/69			(l) Gains (Column (h) gain minus column (k), but not less than -0-) or Losses (from column (h))
(i) Fair Market Value as of 12/31/69	(j) Adjusted basis as of 12/31/69	(k) Excess of column (i) over column (j), if any	
a			6,524.
b			11,839.
c			-894.
d			
e			

2 Capital gain net income or (net capital loss)	[If gain, also enter in Part I, line 7 If (loss), enter -0- in Part I, line 7]	2	17,469.
3 Net short-term capital gain or (loss) as defined in sections 1222(5) and (6)		3	5,630.
If gain, also enter in Part I, line 8, column (c) (see the instructions) If (loss), enter -0- in Part I, line 8			

Part V Qualification Under Section 4940(e) for Reduced Tax on Net Investment Income

(For optional use by domestic private foundations subject to the section 4940(a) tax on net investment income)

If section 4940(d)(2) applies, leave this part blank

Was the foundation liable for the section 4942 tax on the distributable amount of any year in the base period? Yes No

If 'Yes,' the foundation does not qualify under section 4940(e) Do not complete this part

1 Enter the appropriate amount in each column for each year, see the instructions before making any entries			
(a) Base period years Calendar year (or tax year beginning in)	(b) Adjusted qualifying distributions	(c) Net value of noncharitable-use assets	(d) Distribution ratio (column (b) divided by column (c))
2009	210,278.	222,053.	0.946972
2008	185,190.	297,250.	0.623011
2007	182,212.	383,419.	0.475229
2006	148,913.	429,198.	0.346956
2005	122,626.	437,618.	0.280212
2 Total of line 1, column (d)			2.672380
3 Average distribution ratio for the 5-year base period - divide the total on line 2 by 5, or by the number of years the foundation has been in existence if less than 5 years			0.534476
4 Enter the net value of noncharitable-use assets for 2010 from Part X, line 5			
5 Multiply line 4 by line 3			
6 Enter 1% of net investment income (1% of Part I, line 27b)			189.
7 Add lines 5 and 6			189.
8 Enter qualifying distributions from Part XII, line 4			172,940.

If line 8 is equal to or greater than line 7, check the box in Part VI, line 1b, and complete that part using a 1% tax rate See the Part VI instructions

Part VI Excise Tax Based on Investment Income (Section 4940(a), 4940(b), 4940(e), or 4948 – see the instructions)			
1 a	Exempt operating foundations described in section 4940(d)(2), check here <input type="checkbox"/> and enter 'N/A' on line 1 Date of ruling or determination letter _____ (attach copy of letter if necessary – see instr.)	1	189.
b	Domestic foundations that meet the section 4940(e) requirements in Part V, check here <input checked="" type="checkbox"/> and enter 1% of Part I, line 27b		
c	All other domestic foundations enter 2% of line 27b Exempt foreign organizations enter 4% of Part I, line 12, column (b)		
2	Tax under section 511 (domestic section 4947(a)(1) trusts and taxable foundations only Others enter -0-)	2	0.
3	Add lines 1 and 2	3	189.
4	Subtitle A (income) tax (domestic section 4947(a)(1) trusts and taxable foundations only Others enter -0-)	4	0.
5	Tax based on investment income. Subtract line 4 from line 3 If zero or less, enter -0-	5	189.
6	Credits/Payments		
a	2010 estimated tax pmts and 2009 overpayment credited to 2010	6 a	
b	Exempt foreign organizations – tax withheld at source	6 b	
c	Tax paid with application for extension of time to file (Form 8868)	6 c	
d	Backup withholding erroneously withheld	6 d	
7	Total credits and payments Add lines 6a through 6d	7	0.
8	Enter any penalty for underpayment of estimated tax Check here <input type="checkbox"/> if Form 2220 is attached	8	
9	Tax due If the total of lines 5 and 8 is more than line 7, enter amount owed	9	189.
10	Overpayment If line 7 is more than the total of lines 5 and 8, enter the amount overpaid	10	
11	Enter the amount of line 10 to be Credited to 2011 estimated tax <input type="checkbox"/> Refunded <input type="checkbox"/>	11	

Part VII-A Statements Regarding Activities		Yes	No
1 a	During the tax year, did the foundation attempt to influence any national, state, or local legislation or did it participate or intervene in any political campaign?		X
1 b	Did it spend more than \$100 during the year (either directly or indirectly) for political purposes (see the instructions for definition)? <i>If the answer is 'Yes' to 1a or 1b, attach a detailed description of the activities and copies of any materials published or distributed by the foundation in connection with the activities</i>		X
1 c	Did the foundation file Form 1120-POL for this year?		X
d	Enter the amount (if any) of tax on political expenditures (section 4955) imposed during the year (1) On the foundation <input type="checkbox"/> \$ 0. (2) On foundation managers <input type="checkbox"/> \$ 0.		
e	Enter the reimbursement (if any) paid by the foundation during the year for political expenditure tax imposed on foundation managers <input type="checkbox"/> \$ 0.		
2	Has the foundation engaged in any activities that have not previously been reported to the IRS? <i>If 'Yes,' attach a detailed description of the activities</i>		X
3	Has the foundation made any changes, not previously reported to the IRS, in its governing instrument, articles of incorporation, or bylaws, or other similar instruments? <i>If 'Yes,' attach a conformed copy of the changes</i>		X
4 a	Did the foundation have unrelated business gross income of \$1,000 or more during the year?	X	
4 b	If 'Yes,' has it filed a tax return on Form 990-T for this year?	X	
5	Was there a liquidation, termination, dissolution, or substantial contraction during the year? <i>If 'Yes,' attach the statement required by General Instruction T</i>		X
6	Are the requirements of section 508(e) (relating to sections 4941 through 4945) satisfied either • By language in the governing instrument, or • By state legislation that effectively amends the governing instrument so that no mandatory directions that conflict with the state law remain in the governing instrument?	X	
7	Did the foundation have at least \$5,000 in assets at any time during the year? <i>If 'Yes,' complete Part II, column (c), and Part XV</i>	X	
8 a	Enter the states to which the foundation reports or with which it is registered (see the instructions) <input type="checkbox"/> VT		
b	If the answer is 'Yes' to line 7, has the foundation furnished a copy of Form 990-PF to the Attorney General (or designate) of each state as required by <i>General Instruction G</i> ? <i>If 'No,' attach explanation</i>	X	
9	Is the foundation claiming status as a private operating foundation within the meaning of section 4942(j)(3) or 4942(j)(5) for calendar year 2010 or the taxable year beginning in 2010 (see instructions for Part XIV)? <i>If 'Yes,' complete Part XIV</i>	X	
10	Did any persons become substantial contributors during the tax year? <i>If 'Yes,' attach a schedule listing their names and addresses</i>		X

Part VII-A Statements Regarding Activities (Continued)

11	At any time during the year, did the foundation, directly or indirectly, own a controlled entity within the meaning of section 512(b)(13)? If 'Yes', attach schedule (see instructions)	11		X
12	Did the foundation acquire a direct or indirect interest in any applicable insurance contract before August 17, 2008?	12		X
13	Did the foundation comply with the public inspection requirements for its annual returns and exemption application? Website address <u>www.bryanmemorialgallery.org</u>	13	X	
14	The books are in care of <u>Micaela Myers, Exec. Director</u> Telephone no <u>802-644-5100</u> Located at <u>JEFFERSONVILLE, VT</u> ZIP + 4 <u>05464</u>			
15	Section 4947(a)(1) nonexempt charitable trusts filing Form 990-PF in lieu of Form 1041 - Check here and enter the amount of tax-exempt interest received or accrued during the year		N/A	<input type="checkbox"/> N/A
16	At any time during calendar year 2010, did the foundation have an interest in or a signature or other authority over a bank, securities, or other financial account in a foreign country? See the instructions for exceptions and filing requirements for Form TD F 90-22.1 If 'Yes,' enter the name of the foreign country	16	Yes	No X

Part VII-B Statements Regarding Activities for Which Form 4720 May Be Required

File Form 4720 if any item is checked in the 'Yes' column, unless an exception applies.

		Yes	No
1a	During the year did the foundation (either directly or indirectly)		
(1)	Engage in the sale or exchange, or leasing of property with a disqualified person? <input type="checkbox"/> Yes <input checked="" type="checkbox"/> No		
(2)	Borrow money from, lend money to, or otherwise extend credit to (or accept it from) a disqualified person? <input type="checkbox"/> Yes <input checked="" type="checkbox"/> No		
(3)	Furnish goods, services, or facilities to (or accept them from) a disqualified person? <input type="checkbox"/> Yes <input checked="" type="checkbox"/> No		
(4)	Pay compensation to, or pay or reimburse the expenses of, a disqualified person? <input type="checkbox"/> Yes <input checked="" type="checkbox"/> No		
(5)	Transfer any income or assets to a disqualified person (or make any of either available for the benefit or use of a disqualified person)? <input type="checkbox"/> Yes <input checked="" type="checkbox"/> No		
(6)	Agree to pay money or property to a government official? (Exception. Check 'No' if the foundation agreed to make a grant to or to employ the official for a period after termination of government service, if terminating within 90 days) <input type="checkbox"/> Yes <input checked="" type="checkbox"/> No		
1b	If any answer is 'Yes' to 1a(1)-(6), did any of the acts fail to qualify under the exceptions described in Regulations section 53.4941(d)-3 or in a current notice regarding disaster assistance (see the instructions)? Organizations relying on a current notice regarding disaster assistance check here <input type="checkbox"/>	1b	N/A
1c	Did the foundation engage in a prior year in any of the acts described in 1a, other than excepted acts, that were not corrected before the first day of the tax year beginning in 2010?	1c	X
2	Taxes on failure to distribute income (section 4942) (does not apply for years the foundation was a private operating foundation defined in section 4942(j)(3) or 4942(j)(5))		
a	At the end of tax year 2010, did the foundation have any undistributed income (lines 6d and 6e, Part XIII) for tax year(s) beginning before 2010? <input type="checkbox"/> Yes <input checked="" type="checkbox"/> No If 'Yes,' list the years <u>20__</u> , <u>20__</u> , <u>20__</u> , <u>20__</u>		
b	Are there any years listed in 2a for which the foundation is not applying the provisions of section 4942(a)(2) (relating to incorrect valuation of assets) to the year's undistributed income? (If applying section 4942(a)(2) to all years listed, answer 'No' and attach statement - see the instructions)	2b	N/A
c	If the provisions of section 4942(a)(2) are being applied to any of the years listed in 2a, list the years here <u>20__</u> , <u>20__</u> , <u>20__</u> , <u>20__</u>		
3a	Did the foundation hold more than a 2% direct or indirect interest in any business enterprise at any time during the year? <input type="checkbox"/> Yes <input checked="" type="checkbox"/> No		
b	If 'Yes,' did it have excess business holdings in 2010 as a result of (1) any purchase by the foundation or disqualified persons after May 26, 1969, (2) the lapse of the 5-year period (or longer period approved by the Commissioner under section 4943(c)(7)) to dispose of holdings acquired by gift or bequest, or (3) the lapse of the 10-, 15-, or 20-year first phase holding period? (Use Schedule C, Form 4720, to determine if the foundation had excess business holdings in 2010)	3b	N/A
4a	Did the foundation invest during the year any amount in a manner that would jeopardize its charitable purposes?	4a	X
b	Did the foundation make any investment in a prior year (but after December 31, 1969) that could jeopardize its charitable purpose that had not been removed from jeopardy before the first day of the tax year beginning in 2010?	4b	X

Part VII-B Statements Regarding Activities for Which Form 4720 May Be Required (continued)

5a During the year did the foundation pay or incur any amount to

(1) Carry on propaganda, or otherwise attempt to influence legislation (section 4945(e))? Yes No

(2) Influence the outcome of any specific public election (see section 4955), or to carry on, directly or indirectly, any voter registration drive? Yes No

(3) Provide a grant to an individual for travel, study, or other similar purposes? Yes No

(4) Provide a grant to an organization other than a charitable, etc., organization described in section 509(a)(1), (2), or (3), or section 4940(d)(2)? (see instructions) Yes No

(5) Provide for any purpose other than religious, charitable, scientific, literary, or educational purposes, or for the prevention of cruelty to children or animals? Yes No

b If any answer is 'Yes' to 5a(1)-(5), did **any** of the transactions fail to qualify under the exceptions described in Regulations section 53.4945 or in a current notice regarding disaster assistance (see instructions)? **5b** Yes No **N/A**

Organizations relying on a current notice regarding disaster assistance check here

c If the answer is 'Yes' to question 5a(4), does the foundation claim exemption from the tax because it maintained expenditure responsibility for the grant? **N/A** Yes No

If 'Yes,' attach the statement required by Regulations section 53.4945-5(d)

6a Did the foundation, during the year, receive any funds, directly or indirectly, to pay premiums on a personal benefit contract? Yes No

b Did the foundation, during the year, pay premiums, directly or indirectly, on a personal benefit contract? **6b** Yes No **X**

If 'Yes' to 6b, file Form 8870

7a At any time during the tax year, was the foundation a party to a prohibited tax shelter transaction? Yes No

b If yes, did the foundation receive any proceeds or have any net income attributable to the transaction? **7b** Yes No **N/A**

Part VIII Information About Officers, Directors, Trustees, Foundation Managers, Highly Paid Employees, and Contractors

1 List all officers, directors, trustees, foundation managers and their compensation (see instructions).

(a) Name and address	(b) Title and average hours per week devoted to position	(c) Compensation (if not paid, enter -0-)	(d) Contributions to employee benefit plans and deferred compensation	(e) Expense account, other allowances
See Statement 10		62,187.	4,796.	0.

2 Compensation of five highest-paid employees (other than those included on line 1 – see instructions). If none, enter 'NONE.'

(a) Name and address of each employee paid more than \$50,000	(b) Title and average hours per week devoted to position	(c) Compensation	(d) Contributions to employee benefit plans and deferred compensation	(e) Expense account, other allowances
None				

Total number of other employees paid over \$50,000 **0**

Part VIII Information About Officers, Directors, Trustees, Foundation Managers, Highly Paid Employees, and Contractors (continued)

3 Five highest-paid independent contractors for professional services (see instructions). If none, enter 'NONE.'

(a) Name and address of each person paid more than \$50,000	(b) Type of service	(c) Compensation
None		

Total number of others receiving over \$50,000 for professional services ▶ 0

Part IX-A Summary of Direct Charitable Activities

List the foundation's four largest direct charitable activities during the tax year. Include relevant statistical information such as the number of organizations and other beneficiaries served, conferences convened, research papers produced, etc

	Expenses
1 See Statement 11	47,786.
2 See Statement 12	13,653.
3 See Statement 13	109,225.
4 See Statement 14	2,276.

Part IX-B Summary of Program-Related Investments (see instructions)

Describe the two largest program-related investments made by the foundation during the tax year on lines 1 and 2	Amount
1 N/A	
2	
All other program-related investments See instructions	
3	

Total. Add lines 1 through 3 ▶ 0.

Part X Minimum Investment Return (All domestic foundations must complete this part. Foreign foundations, see instructions.)

1	Fair market value of assets not used (or held for use) directly in carrying out charitable, etc, purposes		
a	Average monthly fair market value of securities	1 a	
b	Average of monthly cash balances	1 b	
c	Fair market value of all other assets (see instructions)	1 c	
d	Total (add lines 1a, b, and c)	1 d	0.
e	Reduction claimed for blockage or other factors reported on lines 1a and 1c (attach detailed explanation)	1 e	
2	Acquisition indebtedness applicable to line 1 assets	2	
3	Subtract line 2 from line 1d	3	
4	Cash deemed held for charitable activities Enter 1-1/2% of line 3 (for greater amount, see instructions)	4	
5	Net value of noncharitable-use assets. Subtract line 4 from line 3 Enter here and on Part V, line 4	5	0.
6	Minimum investment return. Enter 5% of line 5	6	0.

Part XI Distributable Amount (see instructions) (Section 4942(j)(3) and (j)(5) private operating foundations and certain foreign organizations check here and do not complete this part.)

1	Minimum investment return from Part X, line 6	N/A	1	
2a	Tax on investment income for 2010 from Part VI, line 5	2 a		
b	Income tax for 2010 (This does not include the tax from Part VI)	2 b		
c	Add lines 2a and 2b	2 c		
3	Distributable amount before adjustments Subtract line 2c from line 1	3		
4	Recoveries of amounts treated as qualifying distributions	4		
5	Add lines 3 and 4	5		
6	Deduction from distributable amount (see instructions)	6		
7	Distributable amount as adjusted Subtract line 6 from line 5 Enter here and on Part XIII, line 1	7		

Part XII Qualifying Distributions (see instructions)

1	Amounts paid (including administrative expenses) to accomplish charitable, etc, purposes		
a	Expenses, contributions, gifts, etc — total from Part I, column (d), line 26	1 a	172,940.
b	Program-related investments — total from Part IX-B	1 b	
2	Amounts paid to acquire assets used (or held for use) directly in carrying out charitable, etc, purposes	2	
3	Amounts set aside for specific charitable projects that satisfy the		
a	Suitability test (prior IRS approval required)	3 a	
b	Cash distribution test (attach the required schedule)	3 b	
4	Qualifying distributions Add lines 1a through 3b Enter here and on Part V, line 8, and Part XIII, line 4	4	172,940.
5	Foundations that qualify under section 4940(e) for the reduced rate of tax on net investment income Enter 1% of Part I, line 27b (see instructions)	5	189.
6	Adjusted qualifying distributions. Subtract line 5 from line 4	6	172,751.

Note. The amount on line 6 will be used in Part V, column (b), in subsequent years when calculating whether the foundation qualifies for the section 4940(e) reduction of tax in those years

Part XIII Undistributed Income (see instructions)

N/A

	(a) Corpus	(b) Years prior to 2009	(c) 2009	(d) 2010
1 Distributable amount for 2010 from Part XI, line 7				
2 Undistributed income, if any, as of the end of 2010				
a Enter amount for 2009 only				
b Total for prior years 20 __, 20 __, 20 __				
3 Excess distributions carryover, if any, to 2010				
a From 2005				
b From 2006				
c From 2007				
d From 2008				
e From 2009				
f Total of lines 3a through e				
4 Qualifying distributions for 2010 from Part XII, line 4 \blacktriangleright \$ _____				
a Applied to 2009, but not more than line 2a				
b Applied to undistributed income of prior years (Election required – see instructions)				
c Treated as distributions out of corpus (Election required – see instructions)				
d Applied to 2010 distributable amount				
e Remaining amount distributed out of corpus				
5 Excess distributions carryover applied to 2010 (If an amount appears in column (d), the same amount must be shown in column (a))				
6 Enter the net total of each column as indicated below:				
a Corpus Add lines 3f, 4c, and 4e Subtract line 5				
b Prior years' undistributed income Subtract line 4b from line 2b				
c Enter the amount of prior years' undistributed income for which a notice of deficiency has been issued, or on which the section 4942(a) tax has been previously assessed				
d Subtract line 6c from line 6b Taxable amount – see instructions				
e Undistributed income for 2009 Subtract line 4a from line 2a Taxable amount – see instructions				
f Undistributed income for 2010 Subtract lines 4d and 5 from line 1 This amount must be distributed in 2011				
7 Amounts treated as distributions out of corpus to satisfy requirements imposed by section 170(b)(1)(F) or 4942(g)(3) (see instructions)				
8 Excess distributions carryover from 2005 not applied on line 5 or line 7 (see instructions)				
9 Excess distributions carryover to 2011. Subtract lines 7 and 8 from line 6a				
10 Analysis of line 9				
a Excess from 2006				
b Excess from 2007				
c Excess from 2008				
d Excess from 2009				
e Excess from 2010				

Part XIV Private Operating Foundations (see instructions and Part VII-A, question 9)

1 a If the foundation has received a ruling or determination letter that it is a private operating foundation, and the ruling is effective for 2010, enter the date of the ruling					6/06/83
b Check box to indicate whether the foundation is a private operating foundation described in section	<input checked="" type="checkbox"/> 4942(j)(3) or				<input type="checkbox"/> 4942(j)(5)
2 a Enter the lesser of the adjusted net income from Part I or the minimum investment return from Part X for each year listed	Tax year	Prior 3 years			(e) Total
	(a) 2010	(b) 2009	(c) 2008	(d) 2007	
b 85% of line 2a	0.				0.
c Qualifying distributions from Part XII, line 4 for each year listed	172,940.	210,299.	185,212.	182,581.	751,032.
d Amounts included in line 2c not used directly for active conduct of exempt activities					0.
e Qualifying distributions made directly for active conduct of exempt activities Subtract line 2d from line 2c	172,940.	210,299.	185,212.	182,581.	751,032.
3 Complete 3a, b, or c for the alternative test relied upon					
a 'Assets' alternative test – enter					
(1) Value of all assets	5,650,129.	5,633,043.	5,479,405.	5,955,129.	22,717,706.
(2) Value of assets qualifying under section 4942(j)(3)(B)(i)	5,650,129.	5,633,043.	5,479,405.	5,955,129.	22,717,706.
b 'Endowment' alternative test – enter 2/3 of minimum investment return shown in Part X, line 6 for each year listed					
c 'Support' alternative test – enter					
(1) Total support other than gross investment income (interest, dividends, rents, payments on securities loans (section 512(a)(5)), or royalties)					
(2) Support from general public and 5 or more exempt organizations as provided in section 4942(j)(3)(B)(iii)					
(3) Largest amount of support from an exempt organization					
(4) Gross investment income					

Part XV Supplementary Information (Complete this part only if the organization had \$5,000 or more in assets at any time during the year – see instructions.)

- 1 Information Regarding Foundation Managers:**
- a** List any managers of the foundation who have contributed more than 2% of the total contributions received by the foundation before the close of any tax year (but only if they have contributed more than \$5,000) (See section 507(d)(2))
- None
- b** List any managers of the foundation who own 10% or more of the stock of a corporation (or an equally large portion of the ownership of a partnership or other entity) of which the foundation has a 10% or greater interest
- None
- 2 Information Regarding Contribution, Grant, Gift, Loan, Scholarship, etc, Programs:**
- Check here if the foundation only makes contributions to preselected charitable organizations and does not accept unsolicited requests for funds. If the foundation makes gifts, grants, etc, (see instructions) to individuals or organizations under other conditions, complete items 2a, b, c, and d
- a** The name, address, and telephone number of the person to whom applications should be addressed
- See Statement 15
- b** The form in which applications should be submitted and information and materials they should include
- See Statement for Line 2a
- c** Any submission deadlines
- See Statement for Line 2a
- d** Any restrictions or limitations on awards, such as by geographical areas, charitable fields, kinds of institutions, or other factors
- See Statement for Line 2a

Part XV Supplementary Information (continued)

3 Grants and Contributions Paid During the Year or Approved for Future Payment

Recipient Name and address (home or business)	If recipient is an individual, show any relationship to any foundation manager or substantial contributor	Foundation status of recipient	Purpose of grant or contribution	Amount
a Paid during the year See Statement 16				
Total				▶ 3a 349.
b Approved for future payment				
Total				▶ 3b

Client BRYAN

BRYAN MEMORIAL GALLERY FOUNDATION, INC.

03-0287574

11/15/11

07 52AM

Statement 1
Form 990-PF, Part I, Line 10c
Gross Profit (Loss) From Sales Of Inventory

Items Sold	Amount
Other gallery income from art sales	\$ 5,555.
Painting sales	86,589.
Workshops	6,250.
RETAIL ITEMS	9,716.
Gross Sales	<u>\$ 108,110.</u>
Less Returns & Allowances	<u>0.</u>
Net Sales	\$ 108,110.
Less Cost Of Goods Sold	<u>71,311.</u>
Gross Profit From Sales Of Inventory	<u><u>\$ 36,799.</u></u>

Statement 2
Form 990-PF, Part I, Line 11
Other Income

	(a) Revenue per Books	(b) Net Investment Income	(c) Adjusted Net Income
Other Investment Income			
Total	<u>\$ 56,776.</u>	<u>\$ 0.</u>	<u>\$ 0.</u>

Statement 3
Form 990-PF, Part I, Line 16b
Accounting Fees

	(a) Expenses per Books	(b) Net Investment Income	(c) Adjusted Net Income	(d) Charitable Purposes
Accounting Consulting	\$ 1,500.		\$ 1,500.	\$ 1,500.
	23.		23.	23.
Total	<u>\$ 1,523.</u>	<u>\$ 0.</u>	<u>\$ 1,523.</u>	<u>\$ 1,523.</u>

Statement 4
Form 990-PF, Part I, Line 18
Taxes

	(a) Expenses per Books	(b) Net Investment Income	(c) Adjusted Net Income	(d) Charitable Purposes
6 Federal Excise Tax	\$ 8,451.		\$ 8,451.	\$ 7,606.
	21.		21.	21.
Total	<u>\$ 8,472.</u>	<u>\$ 0.</u>	<u>\$ 8,472.</u>	<u>\$ 7,627.</u>

Client BRYAN

BRYAN MEMORIAL GALLERY FOUNDATION, INC.

03-0287574

11/15/11

07 52AM

Statement 5
Form 990-PF, Part I, Line 23
Other Expenses

	(a) Expenses per Books	(b) Net Investment Income	(c) Adjusted Net Income	(d) Charitable Purposes
Advertising and promotion	\$ 16,860.		\$ 16,860.	\$ 15,174.
Annual Report Ad	25.		25.	25.
Archiving Expenses	607.		607.	607.
Bi Annual Report Fee	15.		15.	15.
Board/ Staff Other Costs	1,043.		1,043.	1,043.
Contracted Services	15,790.		15,790.	15,790.
Dues and memberships	75.		75.	75.
Employee Benefits	4,796.		4,796.	4,796.
Gas / mileage reimbursement	700.		700.	700.
Insurance	4,422.		4,422.	3,980.
Investment fees	2,125.	\$ 2,125.	2,125.	
Misc	830.		830.	830.
Office expenses	3,717.		3,717.	3,345.
Repairs and maintenance	5,937.		5,937.	5,343.
Small equipment	214.		214.	214.
Telephone	2,145.		2,145.	1,931.
Utilities	9,947.		9,947.	8,952.
Total	\$ 69,248.	\$ 2,125.	\$ 69,248.	\$ 62,820.

Statement 6
Form 990-PF, Part II, Line 14
Land, Buildings, and Equipment

Category	Basis	Accum. Deprec.	Book Value	Fair Market Value
Buildings	\$ 517,049.	\$ 344,838.	\$ 172,211.	\$ 593,601.
Miscellaneous	5,442.	5,442.	0.	0.
Total	\$ 522,491.	\$ 350,280.	\$ 172,211.	\$ 593,601.

Statement 7
Form 990-PF, Part II, Line 15
Other Assets

	Book Value	Fair Market Value
Paintings - Gallery collection	\$ 2,053,043.	\$ 2,142,532.
Present Value of Anticipated Future Pymt	1,018,739.	1,018,739.
Rounding	1.	
Total	\$ 3,071,783.	\$ 3,161,271.

Client BRYAN

BRYAN MEMORIAL GALLERY FOUNDATION, INC.

03-0287574

11/15/11

07 52AM

Statement 8
Form 990-PF, Part II, Line 22
Other Liabilities

Payroll liabilities	\$	2,457.
Total	\$	<u>2,457.</u>

Statement 9
Form 990-PF, Part III, Line 5
Other Decreases

change in fmv of investments	\$	45,571.
Total	\$	<u>45,571.</u>

Statement 10
Form 990-PF, Part VIII, Line 1
List of Officers, Directors, Trustees, and Key Employees

Name and Address	Title and Average Hours Per Week Devoted	Compen- sation	Contri- bution to EBP & DC	Expense Account/ Other
Alden T. Bryan 320 NO. WILLISTON RD. WILLISTON, VT 05495	Director 5.00	\$ 0.	\$ 0.	\$ 0.
Marclay Davis 72 MADONNA VIEW DRIVE CAMBRIDGE, VT 05444-9300	Director 5.00	0.	0.	0.
Barbara Bertocci 3 WESTMAN ROAD CAMBRIDGE, VT 05444	Secretary 5.00	0.	0.	0.
Theresa Somerset 19 Hayden St. Essex Jct., VT 05452	Director 0	0.	0.	0.
MICAELA M. MYERS P.O. BOX 403 JOHNSON, VT 05656	Executive Direc 40.00	62,187.	4,796.	0.
Susan Lassiter c/o Union Bank P.O. Box 369 Jeffersonville, VT 05464	Vice President 5.00	0.	0.	0.
Charles Love 78 Partridge Drive Essex Junction, VT 05452	President 5.00	0.	0.	0.

Client BRYAN

BRYAN MEMORIAL GALLERY FOUNDATION, INC.

03-0287574

11/15/11

07 52AM

Statement 10 (continued)
Form 990-PF, Part VIII, Line 1
List of Officers, Directors, Trustees, and Key Employees

<u>Name and Address</u>	<u>Title and Average Hours Per Week Devoted</u>	<u>Compen- sation</u>	<u>Contri- bution to EBP & DC</u>	<u>Expense Account/ Other</u>
Bill Kolisko 2204 Upper Pleasant Valley Rd Jeffersonville, VT 05464	Director 5.00	\$ 0.	\$ 0.	\$ 0.
Anthony Shaw 131 Church St., Suite 200 Burlington, VT 05401	Director 5.00	0.	0.	0.
Nicole Carignan 234 Old Stage Rd. Essex, VT 05452	Treasurer 5.00	0.	0.	0.
Vicky Vautour PO Box 185 Jeffersonville, VT 05464	Director 5.00	0.	0.	0.
Carolyn Thompson 122 Grice Brook Road St. Albans, VT 05478	Ex Officio Dir. 25.00	0.	0.	0.
Eric Tobin 2656 Plot Road Johnson, VT 05656	Director 5.00	0.	0.	0.
Fiona Cooper Fenwick 1008 Hayden Hill Rd. W. Hinesburg, VT 05461	Director 5.00	0.	0.	0.
Total		\$ 62,187.	\$ 4,796.	\$ 0.

Statement 11
Form 990-PF, Part IX-A, Line 1
Summary of Direct Charitable Activities

<u>Direct Charitable Activities</u>	<u>Expenses</u>
Provide housing and administrative support for the "Best Foot Forward" Winter Exhibition for Members, the "New England Plein Air Painters" Exhibition, the "Inspired by Nature" Exhibition, covering 21 weeks of exhibition time.	\$ 47,786.

Client BRYAN

BRYAN MEMORIAL GALLERY FOUNDATION, INC.

03-0287574

11/15/11

07 52AM

Statement 12
Form 990-PF, Part IX-A, Line 2
Summary of Direct Charitable Activities

<u>Direct Charitable Activities</u>	<u>Expenses</u>
Provide housing and administrative support for our annual "Land and Light" juried exhibition and the "Nancy Stone" exhibition covering 10 weeks of exhibition time and ran 7/02/09-9/12/09 and the annual "Member's Annual Small Picture" Exhibition covering 6 weeks of exhibition time from 11/5/10 - 12/23/10. We are open to the community, free of charge, during all exhibitions 7 days per week.	\$ 13,653.

Statement 13
Form 990-PF, Part IX-A, Line 3
Summary of Direct Charitable Activities

<u>Direct Charitable Activities</u>	<u>Expenses</u>
Provide housing and administrative support for "Signature Gallery of Landscape Art" Exhibition, and the "One Person Invitational" Exhibition. These exhibitions covered 48 weeks of exhibition time. We are open to the community, free of charge, during all exhibitions 7 days per week.	\$ 109,225.

Statement 14
Form 990-PF, Part IX-A, Line 4
Summary of Direct Charitable Activities

<u>Direct Charitable Activities</u>	<u>Expenses</u>
Provide space for artist receptions, art classes, artist's roundtable discussion groups, artist's workshops, student group tours from area schools, our annual awards for Outstanding Community Service and volunteerism, a "Festival of the Arts" community event, various meetings for community non-profit organizations, as well as events for our volunteer staff.	\$ 2,276.

Statement 15
Form 990-PF, Part XV, Line 2a-d
Application Submission Information

Name of Grant Program:
Name: Micaela M. Myers, Ex. Dir.
Care Of:
Street Address: P.O. Box 340
City, State, Zip Code: Jeffersonville, VT 05464
Telephone:
Form and Content: Letter, picture and description of artist's work. Or, supporting letters on community service and volunteerism.
Submission Deadlines: None
Restrictions on Awards: No restrictions - applicants should contact the Executive Director regarding availability of awards.

Client BRYAN

BRYAN MEMORIAL GALLERY FOUNDATION, INC.

03-0287574

11/15/11

07 52AM

Statement 16
Form 990-PF, Part XV, Line 3a
Recipient Paid During the Year

<u>Name and Address</u>	<u>Donee Relationship</u>	<u>Found- ation Status</u>	<u>Purpose of Grant</u>	<u>Amount</u>
Award plaques & ceremony each year to an individual or nonprofit organization,	none	N/A	Award for volunteer ism and community building activities. The amount is the cost associated with ceremony, plaques , etc. and there are no monetary awards made.	\$ 224.
Cambridge rescue Cambridge, VT 05444				25.
Lamoille Home Health Morrisville, VT 05661				25.
Lamoille Area Cancer Soc. Morrisville, VT 05661				25.
Cambridge Historical Soc Cambridge, VT 05444				50.
			Total \$	<u>349.</u>

Asset	dt	Property Description	Date In Service	Tax Cost	Sec 179 Exp Current = c	Tax Bonus Amt	Tax Prior Depreciation	Tax Current Depreciation	Tax End Depr	Tax Net Book Value	Tax Method	Tax Period
1		BUILDING	1/01/83	87,113.92	0.00	0.00	87,113.92	0.00	87,113.92	0.00	S/L	15.0
2		BUILDING	1/01/85	147,435.66	0.00	0.00	147,435.66	0.00	147,435.66	0.00	S/L	19.0
3		BUILDING	1/01/85	1,294.42	0.00	0.00	1,294.42	0.00	1,294.42	0.00	S/L	19.0
4		FURNITURE FOR GALLERY	1/01/87	1,112.83	0.00	0.00	1,112.83	0.00	1,112.83	0.00	S/L	7.0
5		AIR CONDITIONER	1/01/90	7,143.54	0.00	0.00	7,143.54	0.00	7,143.54	0.00	S/L	7.0
6		NEW CHAIRS	7/01/92	1,262.65	0.00	0.00	1,262.65	0.00	1,262.65	0.00	S/L	7.0
7		CHAIRS	10/29/93	1,262.65	0.00	0.00	1,262.65	0.00	1,262.65	0.00	S/L	7.0
8		SOUND SYSTEM	7/29/93	350.39	0.00	0.00	350.39	0.00	350.39	0.00	S/L	7.0
9		HEAT EXCHANGER	6/02/93	531.04	0.00	0.00	531.04	0.00	531.04	0.00	S/L	7.0
10		TABLE TOPS	11/15/94	365.66	0.00	0.00	365.66	0.00	365.66	0.00	S/L	7.0
11		COMPUTER (REIMB TO J.G.S)	3/22/96	1,000.00	0.00	0.00	1,000.00	0.00	1,000.00	0.00	200DB	5.0
12		BEGIN WORK ON NEW GALLEY	6/01/96	52.50	0.00	0.00	52.50	1.67	24.28	28.22	S/L	31.5
13		PRINTER FROM COSTCO	11/11/97	448.00	0.00	0.00	448.00	0.00	448.00	0.00	S/L	5.0
14		COMPUTER - GATEWAY	11/11/97	2,923.00	0.00	0.00	2,923.00	0.00	2,923.00	0.00	S/L	5.0
15		NEW WING	8/10/97	191,267.69	0.00	0.00	59,372.65	4,781.69	64,154.34	127,113.35	S/L	40.0
16		NEW VAR OFFICE EQUIP/DIGI	12/31/98	1,937.39	0.00	0.00	1,937.39	0.00	1,937.39	0.00	S/L	5.0
17		PRINTER / COPIER	5/31/99	1,964.99	0.00	0.00	1,964.99	0.00	1,964.99	0.00	S/L	5.0
18		Chair	7/26/00	25.00	0.00	0.00	25.00	0.00	25.00	0.00	200DB	7.0
19		CENTRAL VACUUM SYSTEM	5/10/02	1,157.89	0.00	347.37	1,157.89	0.00	1,157.89	0.00	200DB	7.0
20		SECURITY ALARM SYSTEM	5/10/02	3,032.03	0.00	909.61	3,032.03	0.00	3,032.03	0.00	200DB	7.0
21		2002 STORE/VAULT IMPROVEN	3/26/02	14,970.82	0.00	0.00	2,990.98	383.87	3,374.85	11,595.97	S/L	39.0
22		HP PRINTER	6/19/03	227.47	0.00	113.74	227.47	5.08	227.47	0.00	200DB	7.0
23		SHREDDER	6/25/03	31.49	0.00	15.75	30.79	0.70	31.49	0.00	200DB	7.0
24		GAS FURNANCE	2/03/04	3,153.18	0.00	0.00	1,854.53	80.85	1,935.38	1,217.80	S/L	39.0
25		OIL FURNANCE	5/03/04	2,518.53	0.00	0.00	363.26	64.58	427.84	2,090.69	S/L	39.0
26		NEW SIGN	6/10/05	2,482.75	0.00	0.00	1,928.79	221.58	2,150.37	332.38	200DB	7.0
27		LANDSCAPING	9/11/05	3,053.94	0.00	0.00	1,150.43	190.35	1,340.78	1,713.16	150DB	15.0
28		HVAC SYSTEM-BACK VAULT	9/28/06	8,600.25	0.00	0.00	725.88	220.52	946.40	7,653.85	S/L	39.0
29		DIGITAL CAMERA	7/21/06	279.98	0.00	0.00	231.60	32.25	263.85	16.13	200DB	5.0
30		LAPTOP COMPUTER & ACCESS	7/21/06	818.94	0.00	0.00	677.43	94.34	771.77	47.17	200DB	5.0
31		2 WORKSTATION COMPUTERS	8/07/06	3,179.00	0.00	0.00	2,629.67	366.22	2,995.89	183.11	200DB	5.0
32		CANON COPIER	10/27/06	484.98	0.00	0.00	401.18	55.87	457.05	27.93	200DB	5.0
33		COMPUTER FOR DOWNSTAIRS	11/30/06	389.00	0.00	0.00	321.78	44.81	366.59	22.41	200DB	5.0
34		WEBSITE	6/30/06	5,441.50	0.00	0.00	5,441.50	0.00	5,441.50	0.00	200DB	3.0
35		SOLAR FILM FOR FRONT SKYL	6/08/07	1,536.00	0.00	0.00	864.28	191.92	1,056.20	479.80	200DB	7.0
36		SOLAR FILM FOR BACK SKYL	7/18/07	864.00	0.00	0.00	486.16	107.95	594.11	269.89	200DB	7.0
37		TRACK LIGHTS	11/27/07	2,585.00	0.00	0.00	1,454.54	322.99	1,777.53	807.47	200DB	7.0
38		MIDDLE ROOM IMPROVEMENT	6/30/08	16,782.25	0.00	0.00	663.40	430.31	1,093.71	15,688.54	S/L	39.0
39		Phone system	9/22/10	3,409.93	0.00c	0.00	0.00	487.13	487.13	2,922.80	200DB	7.0
Grand Total				522,490.26	0.00c	1,386.47	342,194.91	8,084.68	350,279.59	172,210.67		



Attachment to 990-PF EIN # 03-0287574.



Fiscal Statement

YOUR FINANCIAL ADVISOR:
 EWINS/KOWALSKI
 FA # 1988
 (800) 206-8681

Office Serving Your Account:
 60 LAKE STREET SUITE 1G
 BURLINGTON VT 05401

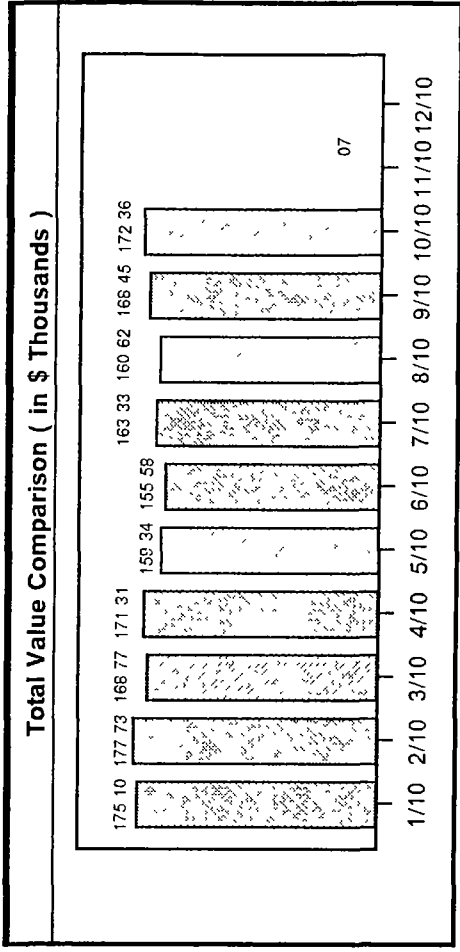
XL 000000 493 163 000365 #003 AT 0.882
 THE BRYAN FOUNDATION
 PO BOX 340
 JEFFERSONVILLE VT 05464-0340

For Client Service Questions Call:
 1-800-MERRILL (1-800-637-7455)

Account Value as of December 31, 2010
\$(30.00)

Asset Allocation Summary	

* May not reflect all holdings



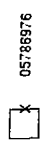
Realized Capital Gain and Loss Summary*		
	Current Fiscal Year (12/10)	Prior Fiscal Year (12/09)
Short Term	(954.21)	1 029.97
Long Term	0.00	(58 122.84)

* - Excludes transactions for which we have insufficient data

Unrealized Capital Gain and Loss Summary*		
	Current Fiscal Year (12/10)	Prior Fiscal Year (12/09)
Short Term	0.00	7 390.53
Long Term	0.00	124.03

* - Excludes transactions for which we have insufficient data

PLEASE SEE REVERSE SIDE
 Page 1 of 19
 Statement Period Year Ending 12/31/10
 Account No 866-04241





EMA Fiscal Statement

Total Account Value As Of 12/31/10 \$(30.00)

Your Financial Advisor:
 EWINS/KOWALSKI
 FA # 1988
 (800) 206-8681

Your Merrill Lynch Office:
 60 LAKE STREET SUITE 1G
 BURLINGTON VT 05401

THE BRYAN FOUNDATION
 PO BOX 340
 JEFFERSONVILLE VT 05464-0340

FOR CUSTOMER SERVICE QUESTIONS: 1-800-MERRILL (1-800-637-7455)

ANNUAL PORTFOLIO SUMMARY

ACTIVITY SUMMARY

	Fiscal Year Value 12/10	Fiscal Year Value 12/31/10	Current Portfolio Cost Basis	Unrealized Gains/(Losses)
Credits				
Sales	153,958.33	0.00	0.00	0.00
Income	3,507.25	0.00	0.00	0.00
Funds Received	0.00	0.00	0.00	0.00
Electronic Tirs	57,206.47	0.00	0.00	0.00
Other Credits	114,677.32	0.00	0.00	0.00
Total Credits	329,349.37	0.00	0.00	0.00
Debits				
Purchases	89,828.82	0.00	0.00	0.00
Withdrawals	114,911.95	0.00	0.00	0.00
Electronic Tirs	114,412.94	0.00	0.00	0.00
Fees	0.00	0.00	0.00	0.00
Checks	0.00	0.00	0.00	0.00
Visa Transactions	0.00	0.00	0.00	0.00
Interest Charged	0.00	0.00	0.00	0.00
Other Debits	19,625.00	30.00	0.00	0.00
Total Debits	338,778.71	(30.00)	0.00	0.00
Net Activity	(9,429.34)			

PLEASE NOTE:

This fiscal year end statement is for information purposes and should be used in conjunction with your monthly statements. This statement does not reflect any pending trades or dividend reclassifications. Please consult your tax advisor regarding any tax planning and reporting requirements.

INCOME SUMMARY

	Current Year (12/10)
Interest	96.82
Dividends	3,410.43
Total	3,507.25
Accrued Interest Earned	0.00
Accrued Interest Paid	0.00



Attachment to Form 990 PF EIN# 03-0287574



THE BRYAN FOUNDATION

EMASM Fiscal Statement

MONTHLY ACTIVITY SUMMARY

	1 /10	2 /10	3 /10	4 /10	5 /10	6 /10
Credits						
Sales	0 00	0 00	102 408 23	0 12	3 537 00	40 739 07
Income	101 61	382 49	545 40	407 35	427 04	347 85
Funds Received	0 00	0 00	0 00	0 00	0 00	0 00
Electronic Tfrs	0 00	0 00	0 00	0 00	0 00	0 00
Other Credits	0 00	0 00	0 00	0 00	0 00	0 00
Total Credits	101.61	382.49	102,953.63	407.47	3,964.04	41,086.92
Debits						
Purchases	0 00	0 00	86 318 81	0 00	3 510 01	0 00
Withdrawals	0 00	0 00	0 00	0 00	0 00	0 00
Electronic Tfrs	0 00	0 00	0 00	0 00	0 00	0 00
Fees	0 00	0 00	0 00	0 00	0 00	0 00
Checks	0 00	0 00	0 00	0 00	0 00	0 00
Visa Transactions	0 00	0 00	0 00	0 00	0 00	0 00
Interest Charged	0 00	0 00	0 00	0 00	0 00	0 00
Other Debits	500 00	0 00	17 500 00	0 00	0 00	0 00
Total Debits	500.00	0.00	103,818.81	500.00	3,510.01	0.00
Net Activity	(398.39)	382.49	(865.18)	(92.53)	454.03	41,086.92

	7 /10	8 /10	9 /10	10 /10	11 /10	12 /10	TOTAL
Credits							
Sales	3 418 29	0 00	0 00	0 00	3 855 62	0 00	153,958.33
Income	225 22	295 43	279 62	225 46	230 18	39 60	3,507.25
Funds Received	0 00	0 00	0 00	0 00	0 00	0 00	0 00
Electronic Tfrs	0 00	0 00	0 00	0 00	0 00	0 00	0 00
Other Credits	0 00	0 00	0 00	0 00	0 00	0 00	0 00
Total Credits	3,643.51	295.43	279.62	225.46	4,085.80	171,923.39	57,206.47
Debits							
Purchases	0 00	0 00	0 00	0 00	0 00	0 00	0 00
Withdrawals	0 00	0 00	0 00	0 00	0 00	0 00	0 00
Electronic Tfrs	0 00	0 00	0 00	0 00	0 00	0 00	0 00
Fees	0 00	0 00	0 00	0 00	0 00	0 00	0 00
Checks	0 00	0 00	0 00	0 00	0 00	0 00	0 00
Visa Transactions	0 00	0 00	0 00	0 00	0 00	0 00	0 00
Interest Charged	0 00	0 00	0 00	0 00	0 00	0 00	0 00
Other Debits	500 00	0 00	0 00	0 00	95 00	30 00	19,625.00
Total Debits	500.00	0.00	0.00	500.00	57,429.72	172,020.17	329,349.37
Net Activity	3,143.51	295.43	279.62	(274.54)	(53,343.92)	(96.78)	(9,429.34)

PLEASE SEE REVERSE SIDE
Page 3 of 19
Statement Period Year Ending 12/31/10
Account No 866-04241

X 05786878



Attachment to Form 990 AF EIN# 03-0287574



THE BRYAN FOUNDATION

EMASM Fiscal Statement

MONTHLY PORTFOLIO SUMMARY

	1 /10	2 /10	3 /10	4 /10	5 /10	6 /10
Cash/Money Accounts	9 000 95	9 383 44	8 518 26	8 425 73	8 879 76	49 966 68
CD's/Equivalents	0 00	0 00	0 00	0 00	0 00	0 00
Government Securities	0 00	0 00	0 00	0 00	0 00	0 00
Corporate Bonds	0 00	0 00	0 00	0 00	0 00	0 00
Municipal Bonds	0 00	0 00	0 00	0 00	0 00	0 00
Equities	126 568 45	128 811 58	160 247 61	162 888 51	150 461 53	105 611 46
Mut Funds/CEF/UIT	31 478 80	31 215 43	0 00	0 00	0 00	0 00
Options	0 00	0 00	0 00	0 00	0 00	0 00
Other	8 052 96	8 316 68	0 00	0 00	0 00	0 00
Long Market Value	175,101.16	177,727.13	168,765.87	171,314.24	159,341.29	155,578.14
Short Market Value	0 00	0 00	0 00	0 00	0 00	0 00
Debit Balance	0 00	0 00	0 00	0 00	0 00	0 00
Estimated Accrued Interest	0 00	0 00	0 00	0 00	0 00	0 00
Net Portfolio Value	175,101.16	177,727.13	168,765.87	171,314.24	159,341.29	155,578.14
<hr/>						
	7 /10	8 /10	9 /10	10 /10	11 /10	12 /10
Cash/Money Accounts	53 110 19	53 405 62	53 685 24	53 410 70	66 78	0 00
CD's/Equivalents	0 00	0 00	0 00	0 00	0 00	0 00
Government Securities	0 00	0 00	0 00	0 00	0 00	0 00
Corporate Bonds	0 00	0 00	0 00	0 00	0 00	0 00
Municipal Bonds	0 00	0 00	0 00	0 00	0 00	0 00
Equities	110 223 56	107 214 71	114 761 56	118 947 01	0 00	0 00
Mut Funds/CEF/UIT	0 00	0 00	0 00	0 00	0 00	0 00
Options	0 00	0 00	0 00	0 00	0 00	0 00
Other	0 00	0 00	0 00	0 00	0 00	0 00
Long Market Value	163,333.75	160,620.33	168,446.80	172,357.71	66.78	0.00
Short Market Value	0 00	0 00	0 00	0 00	0 00	0 00
Debit Balance	0 00	0 00	0 00	0 00	0 00	(30.00)
Estimated Accrued Interest	0 00	0 00	0 00	0 00	0 00	0 00
Net Portfolio Value	163,333.75	160,620.33	168,446.80	172,357.71	66.78	(30.00)



PLEASE SEE REVERSE SIDE
 Page Statement Period Account No
 4 of 19 Year Ending 12/31/10 866-04241

Attachment to Form 990 PF EIN # 03-0287574.



THE BRYAN FOUNDATION



FISCAL YEAR ACTIVITY


Date	Transaction	Quantity	Description	Price	Debit	Credit
03/04/10	Sale	-292	DPL INC ML ACTED AS AGENT PRICE 26.745400	26.74		7 809 56CR
03/11/10	Purchase	77	ALEXANDRIA REAL EST EQTS REIT	64.27	4 949 51 ✓	
03/11/10	Purchase	3	EXECUTED 100% AGENCY AFLAC INC COM	51.72	155 18 ✓	
03/11/10	Purchase	150	ML ACTED AS AGENT PRICE 51.727500 ALLIANT ENERGY CORP EXECUTED 100% AGENCY	33.06	4,960 49 ✓	
03/11/10	Sale	-64	PRICE SHOWN IS AVERAGE BAXTER INTERNTL INC ML ACTED AS AGENT	59.23		3 790 80CR
03/11/10	Purchase	245	PRICE 59.232000 COMCAST CRP NEW CL A SPL EXECUTED 100% AGENCY	16.86	4 133 13 ✓	
03/11/10	Purchase	318	PRICE SHOWN IS AVERAGE CMS ENERGY CORP EXECUTED 100% AGENCY	15.58	4 957 56 ✓	
03/11/10	Sale	-6	PRICE SHOWN IS AVERAGE CEPHALON INC COM	70.76		424 55CR
03/11/10	Purchase	16	WE MAKE A MKT IN ISSUE ML ACTED AS AGENT CHESAPEAKE ENERGY OKLA	25.57	409 25 ✓	
03/11/10	Purchase	9	ML ACTED AS AGENT PRICE 25.578100 CISCO SYSTEMS INC COM	26.12	235 17	
03/11/10	Purchase	127	WE MAKE A MKT IN ISSUE ML ACTED AS AGENT DOMINION RES INC NEW VA	39.02	4 956 80 ✓	
03/11/10	Purchase	90	ML ACTED AS AGENT PRICE 39.029900 DIGITAL RLTY TR INC EXECUTED 100% AGENCY	54.97	4,948 06 ✓	
			PRICE SHOWN IS AVERAGE			




PLEASE SEE REVERSE SIDE
Page 5 of 19
Statement Period Year Ending 12/31/10 Account No 866-04241

05786980

Attachment to Form 990 PF EIN# 03-0287574



THE BRYAN FOUNDATION



FISCAL YEAR ACTIVITY

Date	Transaction	Quantity	Description	Price	Debit	Credit
03/11/10	Sale	-232	EDISON INTL CALIF	33 58		7 790 65CR
03/11/10	Sale	-78	EXECUTED 100% AGENCY PRICE SHOWN IS AVERAGE	42 73		3 333 05CR
03/11/10	Purchase	38	ECOLAB INC ML ACTED AS AGENT PRICE 42 731900	23 18	881 16 ✓	
03/11/10	Purchase	138	EXPEDIA INC DEL WE MAKE A MKT IN ISSUE ML ACTED AS AGENT	29 94	4 132 76 ✓	
03/11/10	Sale	-549	FOREST LABS INC ML ACTED AS AGENT PRICE 29 947500	14 60		8,015 30CR
03/11/10	Sale	-127	POWERSHARES ETF TR DYNAMIC UTILITIES POR EXECUTED 100% AGENCY	63 46		8 060 36CR
03/11/10	Sale	-1	VANGUARD UTILITIES ETF EXECUTED 100% AGENCY EXECUTED ON MULTIPLE MAR	34 95		34 94CR
03/11/10	Purchase	124	GARMIN LTD (KAYMAN IS) WE MAKE A MKT IN ISSUE ML ACTED AS AGENT	33 29	4 128 57 ✓	
03/11/10	Purchase	12	GENOPTIX INC EXECUTED 100% AGENCY EXECUTED ON MULTIPLE MAR	46 92	563 16 ✓	
03/11/10	Sale	-17	GILEAD SCIENCES INC COM WE MAKE A MKT IN ISSUE ML ACTED AS AGENT	26 77		455 08CR
03/11/10	Sale	-111	INSITUFORM TECHNLGS CL A WE MAKE A MKT IN ISSUE ML ACTED AS AGENT	72 98		8 100 96CR
03/11/10	Purchase	25	ISHARES TRUST DOW JONES US UTILS SECTOR INDEX FD EXECUTED 100% AGENCY MICROSOFT CORP WE MAKE A MKT IN ISSUE ML ACTED AS AGENT	28 65	716 50	



A Attachment to Form 990 PF

EIN # 03-0287574



THE BRYAN FOUNDATION

EMA Fiscal Statement

FISCAL YEAR ACTIVITY

Date	Transaction	Quantity	Description	Price	Debit	Credit
03/11/10	Purchase	142	NSTAR COM EXECUTED 100% AGENCY PRICE SHOWN IS AVERAGE	34.97	4,967.15 ✓	
03/11/10	Purchase	9	NOVELLUS SYS INC EXECUTED 100% AGENCY PRICE SHOWN IS AVERAGE	23.04	207.44 ✓	
03/11/10	Sale	-20	OCH-ZIFF CAPTL MANGMT GR CLASS A COMMON STOCK ML ACTED AS AGENT	14.72		294.39CR
03/11/10	Purchase	7	ORACLE CORP \$0.01 DEL WE MAKE A MKT IN ISSUE ML ACTED AS AGENT	24.69	172.90 ✓	
03/11/10	Purchase	116	PG&E CORP EXECUTED 100% AGENCY PRICE SHOWN IS AVERAGE	42.64	4,947.31 ✓	
03/11/10	Purchase	171	PPL CORPORATION EXECUTED 100% AGENCY PRICE SHOWN IS AVERAGE	28.93	4,948.65 ✓	
03/11/10	Sale	-201	PROGRESS ENERGY INC EXECUTED 100% AGENCY PRICE SHOWN IS AVERAGE	38.80		7,799.71CR
03/11/10	Sale	-3	PATTERSON COS INC WE MAKE A MKT IN ISSUE ML ACTED AS AGENT	30.72		92.15CR
03/11/10	Purchase	8	PEPSICO INC ML ACTED AS AGENT	64.18	513.50 ✓	
03/11/10	Sale	-191	PFIZER INC PRICE 64.187500 ML ACTED AS AGENT	17.32		3,308.25CR
03/11/10	Sale	-162	ROYAL GOLD INC COM EXECUTED 100% AGENCY EXECUTED ON MULTIPLE MAR	46.27		7,496.05CR
03/11/10	Purchase	62	SIMON PROPERTY GROUP DEL REIT EXECUTED 100% AGENCY	79.63	4,937.57 ✓	

PLEASE SEE REVERSE SIDE
Page 7 of 19
Statement Period Year Ending 12/31/10
Account No 866-04241



Attachment to Form 990 PF EIN # 03-0287574



THE BRYAN FOUNDATION



FISCAL YEAR ACTIVITY

Date	Transaction	Quantity	Description	Price	Debit	Credit
03/11/10	Sale	-265	SECTOR SPDR UTILITIES ML ACTED AS AGENT	30.00		7 950 56CR
03/11/10	Purchase	223	PRICE 30 002500 SENIOR HSG PPTYS TRSBI ML ACTED AS AGENT	22 17	4 946 12 ✓	
03/11/10	Sale	-76	PRICE 22 179900 SPDR GOLD TRUST ML ACTED AS AGENT	109 77		8 342 56CR
03/11/10	Sale	-247	PRICE 109 772000 SOUTHERN COMPANY ML ACTED AS AGENT	32 35		7 990 57CR
03/11/10	Purchase	46	PRICE 32 350900 SYMANTEC CORP COM WE MAKE A MKT IN ISSUE	16 85	775 48 ✓	
03/11/10	Purchase	313	ML ACTED AS AGENT TECO ENERGY INC EXECUTED 100% AGENCY	15 85	4,964 15 ✓	
03/11/10	Sale	-4	PRICE SHOWN IS AVERAGE TRACTOR SUPPLY CO WE MAKE A MKT IN ISSUE	57 74		230 95CR
03/11/10	Purchase	70	ML ACTED AS AGENT VORNADO REALTY TRUST COM REIT	70 40	4 928 61 ✓	
03/11/10	Sale	-132	ML ACTED AS AGENT VECTREN CORP INDIANA COM EXECUTED 100% AGENCY	24 26		3 202 39CR
03/11/10	Purchase	235	PRICE SHOWN IS AVERAGE XCEL ENERGY INC EXECUTED 100% AGENCY	21 15	4 972 48 ✓	
03/11/10	Purchase	12	PRICE SHOWN IS AVERAGE WAL-MART STORES INC ML ACTED AS AGENT	54 21	650 61 ✓	
03/11/10	Sale	-76	PRICE 54 217300 WISCONSIN ENERGY CORP EXECUTED 100% AGENCY	50 07		3 805 28CR
			PRICE SHOWN IS AVERAGE			

PLEASE SEE REVERSE SIDE
Page 8 of 19
Statement Period Year Ending 12/31/10
Account No 866-04241


X 0578993



Attachment to Form 990 PF EIN# 03-0287574



THE BRYAN FOUNDATION



FISCAL YEAR ACTIVITY

Date	Transaction	Quantity	Description	Price	Debit	Credit
03/19/10	Sale	-161	CHESAPEAKE ENERGY OKLA EXECUTED 100% AGENCY PRICE SHOWN IS AVERAGE	25 34		4 080 12CR
03/25/10	Purchase	2	COMCAST CRP NEW CL A SPL EXECUTED 100% AGENCY PRICE SHOWN IS AVERAGE	16 90	33 81 ✓	
03/25/10	Purchase	149	CORPORATE EXEC BOARD CO EXECUTED 100% AGENCY PRICE SHOWN IS AVERAGE	28 36	4 225 73 ✓	
04/30/10	Prin Payment		GARMIN LTD (KAYMAN IS) HOLDING 118.0000			0 12CR
05/24/10	Sale	-124	RECORD DATE 04/15/2010 GENOPTIX INC EXECUTED 100% AGENCY	28 52		3 537 00CR
05/24/10	Purchase	88	EXECUTED ON MULTIPLE MAR VEECO INSTRUMENTS INC EXECUTED 100% AGENCY	39 88	3,510 01 ✓	
06/18/10	Sale	-149	PRICE SHOWN IS AVERAGE CORPORATE EXEC BOARD CO EXECUTED 100% AGENCY	28 30		4,216 75CR
06/30/10	Sale	-77	PRICE SHOWN IS AVERAGE ALEXANDRIA REAL EST EQTS REIT	68 68		5 288 42CR
06/30/10	Sale	-90	EXECUTED 100% AGENCY DIGITAL RLTY TR INC	58 87		5,298 88CR
06/30/10	Sale	-178	PRICE SHOWN IS AVERAGE EXPEDIA INC DEL EXECUTED 100% AGENCY	19 53		3 476 96CR
06/30/10	Sale	-138	PRICE SHOWN IS AVERAGE FOREST LABS INC EXECUTED 100% AGENCY	27 64		3 814 27CR
06/30/10	Sale	-88	PRICE SHOWN IS AVERAGE GILEAD SCIENCES INC COM EXECUTED 100% AGENCY	36 53		3 215 07CR



PLEASE SEE REVERSE SIDE
 Page 9 of 19
 Statement Period Year Ending 12/31/10
 Account No 866-04241

05786984

Attachment to Form 990 PF EIN # 03-0287574



THE BRYAN FOUNDATION

EMA Fiscal Statement

FISCAL YEAR ACTIVITY

Date	Transaction	Quantity	Description	Price	Debit	Credit
06/30/10	Sale	-62	SIMON PROPERTY GROUP DEL REIT	85 85		5 322 70CR
06/30/10	Sale	-223	EXECUTED 100% AGENCY SENIOR HSG PPTYS TRSBI	20 77		4 632 81CR
06/30/10	Sale	-70	EXECUTED 100% AGENCY EXECUTED ON MULTIPLE MAR VORNADO REALTY TRUST COM REIT	78 19		5 473 21CR
06/30/10	Exchange	-118	ML ACTED AS AGENT GARMIN LTD (KAYMAN IS) PAY DATE 06/30/2010			
06/30/10	Exchange	118	GARMIN LTD			
07/08/10	Sale	-118	PAY DATE 06/30/2010 GARMIN LTD	28 96		3 418 29CR
09/09/10	Stock Dividend	71	EXECUTED 100% AGENCY PRICE SHOWN IS AVERAGE TRACTOR SUPPLY CO HOLDING 71 0000			
11/01/10	Sale	-245	PAY DATE 09/02/2010 SYMANTEC CORP COM EXECUTED 100% AGENCY PRICE SHOWN IS AVERAGE	15 73		3 855 62CR
Net Total					89,828.82	153,958.33

Dividends and Interest

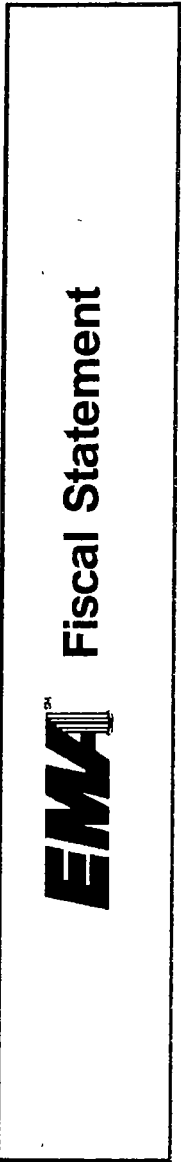
04/15/10	Dividend		ALEXANDRIA REAL EST EQTS			26 95
03/01/10	Dividend		AFLAC INC COM			21 56
06/01/10	Dividend		AFLAC INC COM			22 40
09/01/10	Dividend		AFLAC INC COM			22 40
Sub Total						66.36
05/14/10	Dividend		ALLIANT ENERGY CORP			59 25
08/13/10	Dividend		ALLIANT ENERGY CORP			59 25



Attachment to Form 990 PF EIN# 03-0287574



THE BRYAN FOUNDATION



FISCAL YEAR ACTIVITY

Date	Transaction	Quantity	Description	Price	Debit	Credit
11/15/10	Dividend		ALLIANT ENERGY CORP			59.25
			Sub Total			177.75
01/05/10	Dividend		BAXTER INTERNTL INC			18.56
04/01/10	Dividend		BAXTER INTERNTL INC			18.56
			Sub Total			37.12
04/28/10	Dividend		COMCAST CRP NEW CL A SPL			23.34
07/28/10	Dividend		COMCAST CRP NEW CL A SPL			23.34
10/27/10	Dividend		COMCAST CRP NEW CL A SPL			23.34
			Sub Total			70.02
05/28/10	Dividend		CMS ENERGY CORP			47.70
08/31/10	Dividend		CMS ENERGY CORP			47.70
11/30/10	Dividend		CMS ENERGY CORP			66.78
			Sub Total			162.18
06/30/10	Dividend		CORPORATE EXEC BOARD CO			16.39
01/15/10	Dividend		CHESAPEAKE ENERGY OKLA			10.88
03/01/10	Dividend		DPL INC			88.33
06/21/10	Dividend		DOMINION RES INC NEW VA			58.10
09/20/10	Dividend		DOMINION RES INC NEW VA			58.10
			Sub Total			116.20
03/31/10	Dividend		DIGITAL RLTY TR INC			43.20



PLEASE SEE REVERSE SIDE
 Page 11 of 19
 Statement Period Year Ending 12/31/10
 Account No 866-04241

Attachment To Form 990PF EINH 03-0287574



THE BRYAN FOUNDATION



FISCAL YEAR ACTIVITY

Date	Transaction	Quantity	Description	Price	Debit	Credit
06/30/10	Dividend		DIGITAL RLTY TR INC			43.20
			Sub Total			86.40
02/01/10	Dividend		EDISON INTL CALIF			73.08
01/15/10	Dividend		ECOLAB INC			12.09
04/15/10	Dividend		ECOLAB INC			12.09
			Sub Total			24.18
03/31/10	Dividend		EXPEDIA INC DEL			12.46
06/17/10	Dividend		EXPEDIA INC DEL			12.46
			Sub Total			24.92
04/30/10	Rpt Fgn Div		GARMIN LTD (KAYMAN IS)			177.00
03/11/10	Dividend		MICROSOFT CORP			15.47
06/10/10	Dividend		MICROSOFT CORP			18.72
09/09/10	Dividend		MICROSOFT CORP			18.72
			Sub Total			52.91
05/03/10	Dividend		NSTAR	COM		56.80
08/02/10	Dividend		NSTAR	COM		56.80
11/01/10	Dividend		NSTAR	COM		56.80
			Sub Total			170.40
02/18/10	Dividend		OCH-ZIFF CAPTL MANGMT GR			174.00
05/11/10	Dividend		OCH-ZIFF CAPTL MANGMT GR			25.20
08/19/10	Dividend		OCH-ZIFF CAPTL MANGMT GR			30.80

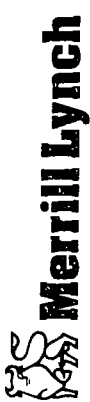


PLEASE SEE REVERSE SIDE
 Page 12 of 19
 Statement Period Year Ending 12/31/10
 Account No 866-04241


05785887

X

Attachment to Form 990RF EIN# 03-0287574



THE BRYAN FOUNDATION



FISCAL YEAR ACTIVITY

Date	Transaction	Quantity	Description	Price	Debit	Credit
11/18/10	Dividend		OCH-ZIFF CAPTL MANGMT GR			28.00
			Sub Total			258.00
02/09/10	Dividend		ORACLE CORP \$0.01 DEL			8.00
05/05/10	Dividend		ORACLE CORP \$0.01 DEL			8.35
08/04/10	Dividend		ORACLE CORP \$0.01 DEL			8.35
11/03/10	Dividend		ORACLE CORP \$0.01 DEL			8.35
			Sub Total			33.05
04/15/10	Dividend		PG&E CORP			52.78
07/15/10	Dividend		PG&E CORP			52.78
10/15/10	Dividend		PG&E CORP			52.78
			Sub Total			158.34
07/01/10	Dividend		PPL CORPORATION			59.85
10/01/10	Dividend		PPL CORPORATION			59.85
			Sub Total			119.70
02/01/10	Dividend		PROGRESS ENERGY INC			124.62
04/20/10	Dividend		PATTERSON COS INC			13.40
07/27/10	Dividend		PATTERSON COS INC			13.40
10/28/10	Dividend		PATTERSON COS INC			13.40
			Sub Total			40.20
01/04/10	Dividend		PEPSICO INC			25.20
03/31/10	Dividend		PEPSICO INC			25.20
06/30/10	Dividend		PEPSICO INC			30.72



PLEASE SEE REVERSE SIDE
 Page 13 of 19
 Statement Period Year Ending 12/31/10
 Account No 866-04241



THE BRYAN FOUNDATION

EMA Fiscal Statement

FISCAL YEAR ACTIVITY


Date	Transaction	Quantity	Description	Price	Debit	Credit
09/30/10	Dividend		PEPSICO INC			30.72
			Sub Total			111.84
03/02/10	Dividend		PFIZER INC			34.38
01/15/10	Dividend		ROYAL GOLD INC COM			14.58
05/28/10	Dividend		SIMON PROPERTY GROUP DEL			37.20
05/14/10	Dividend		SENIOR HSG PPTYS TRSBI			80.28
03/08/10	Dividend		SOUTHERN COMPANY			108.06
05/28/10	Dividend		TECO ENERGY INC			64.17
08/27/10	Dividend		TECO ENERGY INC			64.17
			Sub Total			128.34
03/29/10	Dividend		TRACTOR SUPPLY CO			9.94
06/02/10	Dividend		TRACTOR SUPPLY CO			9.94
08/31/10	Dividend		TRACTOR SUPPLY CO			9.94
			Sub Total			29.82
05/24/10	Dividend		VORNADO REALTY TRUST COM			45.50
03/01/10	Dividend		VECTREN CORP INDIANA COM			114.58
06/01/10	Dividend		VECTREN CORP INDIANA COM			69.70
09/01/10	Dividend		VECTREN CORP INDIANA COM			69.70
			Sub Total			253.98
04/20/10	Dividend		XCEL ENERGY INC			57.58
07/20/10	Dividend		XCEL ENERGY INC			59.34



Attachment to Form 990 PF EIN # 03-0287574

PLEASE SEE REVERSE SIDE
 Page 14 of 19
 Statement Period Year Ending 12/31/10
 Account No 866-04241

Attachment to Form 990TF Ein # 03-0287574



THE BRYAN FOUNDATION

EMA Fiscal Statement

FISCAL YEAR ACTIVITY

Date	Transaction	Quantity	Description	Price	Debit	Credit
10/20/10	Dividend		XCEL ENERGY INC			59.34
			Sub Total			176.26
01/04/10	Dividend		WAL-MART STORES INC			17.44
04/05/10	Dividend		WAL-MART STORES INC			22.99
06/01/10	Dividend		WAL-MART STORES INC			22.99
09/07/10	Dividend		WAL-MART STORES INC			22.99
			Sub Total			86.41
03/01/10	Dividend		WISCONSIN ENERGY CORP			70.00
06/01/10	Dividend		WISCONSIN ENERGY CORP			39.60
09/01/10	Dividend		WISCONSIN ENERGY CORP			39.60
12/01/10	Dividend		WISCONSIN ENERGY CORP			39.60
			Sub Total			188.80
			Dividends and Interest			
02/26/10	Bank Interest		BANK DEPOSIT INTEREST			0.79
	Income Total		ML Bus Deposit Program			2.00
05/28/10	Bank Interest		BANK DEPOSIT INTEREST			0.59
	Income Total		ML Bus Deposit Program			2.00
06/30/10	Bank Interest		BANK DEPOSIT INTEREST			0.63
	Income Total		ML Bus Deposit Program			3.00
08/31/10	Bank Interest		BANK DEPOSIT INTEREST			0.42
	Income Total		ML Bus Deposit Program			18.00
09/30/10	Bank Interest		BANK DEPOSIT INTEREST			0.39
	Income Total		ML Bus Deposit Program			17.00
11/16/10	Bank Interest		BANK DEPOSIT INT 11/16			11.00
			Sub Total			55.82
01/29/10	Bank Interest		BANK DEPOSIT INTEREST			0.86
	Income Total		ML Bus Deposit Program			2.00
03/31/10	Bank Interest		BANK DEPOSIT INTEREST			0.22



Attachment to Form 990 PF EIN # 03-0287574



THE BRYAN FOUNDATION



FISCAL YEAR ACTIVITY

Date	Transaction	Quantity	Description	Price	Debit	Credit
04/30/10	Income Total		ML Bus Deposit Program			2.00
	Bank Interest		BANK DEPOSIT INTEREST			0.66
07/30/10	Income Total		ML Bus Deposit Program			2.00
	Bank Interest		BANK DEPOSIT INTEREST			0.51
10/29/10	Income Total		ML Bus Deposit Program			16.00
	Bank Interest		BANK DEPOSIT INTEREST			0.75
	Income Total		ML Bus Deposit Program			16.00
			Sub Total			41.00
			Net Total			3,507.25

Funds Received/Withdrawals


11/16/10	Withdrawal		FULL TRANSFER		57,236.47	
11/18/10	Withdrawal		FULL TRANSFER		70.25	Alliant Bank Int
11/22/10	Withdrawal		FULL TRANSFER		28.00	Chiff
12/02/10	Withdrawal		FULL TRANSFER		66.78	CMS
12/03/10	Withdrawal		FULL TRANSFER		39.60	W
12/09/10	Withdrawal		FULL TRANSFER		234.38	
12/31/10	Withdrawal		FULL TRANSFER		57,236.47	
			Net Total		114,911.95	

Electronic Transfers

12/30/10	Wire Transfer		WIRE TRF OUTP31036409945		57,206.47	
12/30/10	Wire Transfer		WIRE TRF IN D31036409261			57,206.47
12/31/10	Wire Transfer		WIRE TRF OUTP31036509473			
			Net Total		114,412.94	57,206.47



Attachment to Form 990 PF EIN # 03-0287574



THE BRYAN FOUNDATION

EMA Fiscal Statement

FISCAL YEAR ACTIVITY

Date	Transaction	Quantity	Description	Price	Debit	Credit
01/12/10	Journal Entry		PIA ADVISORY FEE		500.00	
03/01/10	Journal Entry		TR TO 86604020		9,000.00	
03/04/10	Journal Entry		TR TO 86604020		8,500.00	
04/06/10	Journal Entry		PIA ADVISORY FEE		500.00	
07/07/10	Journal Entry		PIA ADVISORY FEE		500.00	
10/05/10	Journal Entry		PIA ADVISORY FEE		500.00	
11/15/10	Journal Entry		ACCT TRANSFER FEE - \$95		95.00	234.38
12/07/10	Journal Entry		REFUND/ADJUSTMENT			57,236.47
12/29/10	Journal Entry		STOP PAYMENT OMCA CHECK			
12/30/10	Journal Entry		TRANSFER FEE P31036409945		30.00	
12/31/10	Journal Entry		PROVISIONAL CREDIT			57,206.47
	Net Total				19,625.00	114,677.32


Transferred to University of Wisconsin at Madison effective 12/31/10

REALIZED CAPITAL GAIN AND LOSS SUMMARY

Quantity	Security Description	Date of Acquisition	Date of Liquidation	Sale Amount	Cost Basis	Gain or (Loss)
64 0000	BAXTER INTERNTL INC	11/30/09	03/08/10	3,790.80	3,496.90	293.90 ST
6 0000	CEPHALON INC COM	11/30/09	03/08/10	424.55	329.93	94.62 ST
145 0000	CHESAPEAKE ENERGY OKLA	11/30/09	03/16/10	3,674.64	3,479.88	194.76 ST
16 0000	CHESAPEAKE ENERGY OKLA	03/08/10	03/16/10	405.48	409.25	(3.77) ST
154 0000	DPL INC	04/28/09	03/01/10	4,118.74	3,480.40	638.34 ST
138 0000	DPL INC	11/30/09	03/01/10	3,690.82	3,712.14	(21.32) ST
232 0000	EDISON INTL CALIF	11/30/09	03/08/10	7,790.65	7,856.66	(66.01) ST
78 0000	ECOLAB INC	11/30/09	03/08/10	3,333.05	3,483.43	(150.38) ST
549 0000	POWERSHARES ETF TR (Dow Jones)	11/30/09	03/08/10	8,015.30	7,894.62	120.68 ST
127 0000	VANGUARD UTILITIES ETF	11/30/09	03/08/10	8,060.36	7,884.16	176.20 ST
1 0000	GARMIN LTD (KAYMAN IS)	11/30/09	03/08/10	34.94	29.48	5.46 ST
17 0000	INSITUFORM TECHNLGS CLA	11/30/09	03/08/10	455.08	347.70	107.38 ST
111 0000	ISHARES TRUST DOW JONES	11/30/09	03/08/10	8,100.96	7,900.76	200.20 ST
20 0000	OCH-ZIFF CAPTL MANGMT GR	11/30/09	03/08/10	294.39	234.71	59.68 N/C
201 0000	PROGRESS ENERGY INC	11/30/09	03/08/10	7,799.71	7,852.77	(53.06) ST
3 0000	PATTERSON COS INC	11/30/09	03/08/10	92.15	76.83	15.32 ST



A Attachment to Form 990 PF EIN # 03-0887514



THE BRYAN FOUNDATION



REALIZED CAPITAL GAIN AND LOSS SUMMARY

Quantity	Security Description	Date of Acquisition	Date of Liquidation	Sale Amount	Cost Basis	Gain or (Loss)
191 0000	PFIZER INC	11/30/09	03/08/10	3,308 25	3,483 69	(175 44) ST
162 0000	ROYAL GOLD INC COM	11/30/09	03/08/10	7,496 05	8,682 45	(1,186 40) ST
265 0000	SECTOR SPDR UTILITIES	11/30/09	03/08/10	7,950 56	7,867 43	83 13 ST
76 0000	SPDR GOLD TRUST	11/30/09	03/08/10	8,342 56	8,771 60	(429 04) ST
247 0000	SOUTHERN COMPANY	11/30/09	03/08/10	7,990 57	7,881 57	109 00 ST
4 0000	TRACTOR SUPPLY CO	11/30/09	03/08/10	230 95	185 77	45 18 ST
132 0000	VECTREN CORP INDIANA COM	11/30/09	03/08/10	3,202 39	3,091 69	110 70 ST
76 0000	WISCONSIN ENERGY CORP	04/28/09	03/08/10	3,805 28	3,017 19	788 09 ST
124 0000	GENOPTIX INC	03/08/10	05/19/10	3,537 00	4,128 57	(591 57) ST
77 0000	ALEXANDRIA REAL EST EQTS	03/08/10	06/25/10	5,288 42	4,949 51	338 91 ST
149 0000	CORPORATE EXEC BOARD CO	03/22/10	06/15/10	4,216 75	4,225 73	(8 98) ST
90 0000	DIGITAL RLTY TR INC	03/08/10	06/25/10	5,298 88	4,948 06	350 82 ST
140 0000	EXPEDIA INC DEL	11/30/09	06/25/10	2,734 68	3,513 58	(778 90) ST
38 0000	EXPEDIA INC DEL	03/08/10	06/25/10	742 28	881 16	(138 88) ST
138 0000	FOREST LABS INC	03/08/10	06/25/10	3,814 27	4,132 76	(318 49) ST
76 0000	GILEAD SCIENCES INC COM	11/30/09	06/25/10	2,776 65	3,497 80	(721 15) ST
12 0000	GILEAD SCIENCES INC COM	03/08/10	06/25/10	438 42	563 16	(124 74) ST
62 0000	SIMON PROPERTY GROUP DEL	03/08/10	06/25/10	5,322 70	4,937 57	385 13 ST
223 0000	SENIOR HSG PPTYS TRSBI	03/08/10	06/25/10	4,632 81	4,946 12	(313 31) ST
70 0000	VORNADO REALTY TRUST COM	03/08/10	06/25/10	5,473 21	4,928 61	544 60 ST
118 0000	GARMIN LTD	11/30/09	07/02/10	3,418 29	3,479 22	(60 93) ST
199 0000	SYMANTEC CORP COM	11/30/09	10/27/10	3,131 70	3,494 40	(362 70) ST
46 0000	SYMANTEC CORP COM	03/08/10	10/27/10	723 92	775 48	(51 56) ST



Attachment to Form 990PF
 Ein # 03-0287574

ACCOUNT # 2135000743
 TAX ID 03-0287574
 FROM 01/01/2010
 TO 12/31/2010
 FISCAL YEAR 12/31

TRUST
 Gain and Loss Report
 BRYAN MEMORIAL GALLERY
 FOUNDATION, INC.

PAGE 5
 AS OF 01/27/2011
 RUN JAN 27 2011

GAIN AND LOSS DETAIL

CUSIP #/ PROPERTY DESCRIPTION	DATE SOLD/ ACQUIRED	PROCEEDS OF SALE	COST	GAIN OR LOSS	COVERED
SHORT TERM CAPITAL GAIN (LOSS)					
134 SHARES OF PATTERSON COMPANIES, INC.	11/29/2010 11/30/2009	3,993.32	3,432.03	561.29	
88 SHARES OF VEECO INSTRUMENTS INC	11/29/2010 05/19/2010	3,977.53	3,510.01	467.52	
150 SHARES OF ALLIANT ENERGY CORP	12/21/2010 03/08/2010	5,506.42	4,960.49	545.93	
318 SHARES OF CMS ENERGY	12/21/2010 03/08/2010	6,064.56	4,957.56	1,107.00	
3 SHARES OF AFLAC INCORPORATED	12/21/2010 03/08/2010	169.71	155.18	14.53	
127 SHARES OF DOMINION RES INC VA NEW	12/21/2010 03/08/2010	5,452.19	4,956.80	495.39	
245 SHARES OF COMCAST CORP NEW CLASS A SPECIAL	12/21/2010 03/08/2010	5,078.78	4,133.13	945.65	
2 SHARES OF COMCAST CORP NEW CLASS A SPECIAL	12/21/2010 03/22/2010	41.46	33.81	7.65	
9 SHARES OF CISCO SYSTEMS	12/21/2010 03/08/2010	175.78	235.17	(59.39)	
313 SHARES OF TECO ENERGY	12/21/2010 03/08/2010	5,543.47	4,964.15	579.32	
9 SHARES OF NOVELLUS SYSTEMS	12/21/2010 03/08/2010	294.48	207.44	87.04	
8 SHARES OF PEPSICO INC	12/21/2010 03/08/2010	522.23	513.50	8.73	

Attachment to Form 990 PF EIN# 03-0287574

ACCOUNT # 2135000743
 TAX ID 03-0287574
 FROM 01/01/2010
 TO 12/31/2010
 FISCAL YEAR: 12/31

TRUST
 Gain and Loss Report
 BRYAN MEMORIAL GALLERY
 FOUNDATION, INC.

PAGE 6
 AS OF 01/27/2011
 RUN JAN 27 2011

SHORT TERM CAPITAL GAIN (LOSS) - CONTINUED		GAIN AND LOSS DETAIL			
CUSIP #/ PROPERTY DESCRIPTION	DATE SOLD/ ACQUIRED	PROCEEDS OF SALE	COST	GAIN OR LOSS	COVERED
116 SHARES OF P G & E CORP COM	12/21/2010 03/08/2010	5,571.48	4,947.31	624.17	
171 SHARES OF PPL CORP	12/21/2010 03/08/2010	4,478.58	4,948.65	(470.07)	
142 SHARES OF NSTAR	12/21/2010 03/08/2010	6,010.76	4,967.15	1,043.61	
7 SHARES OF ORACLE CORP	12/21/2010 03/08/2010	222.39	172.90	49.49	
25 SHARES OF MICROSOFT CORP.	12/21/2010 03/08/2010	699.02	716.50	(17.48)	
12 SHARES OF WALMART STORES INC	12/21/2010 03/08/2010	643.79	650.61	(6.82)	
235 SHARES OF XCEL ENERGY INC	12/21/2010 03/08/2010	5,513.31	4,972.48	540.83	
TOTAL SHORT TERM CAPITAL GAIN (LOSS)		59,959.26	53,434.87	6,524.39	

Attachment to Form 990PF
 Ein# 03-0287574

ACCOUNT # 2135000743
 TAX ID 03-0287574
 FROM 01/01/2010
 TO 12/31/2010
 FISCAL YEAR: 12/31

TRUST
 Gain and Loss Report
 BRYAN MEMORIAL GALLERY
 FOUNDATION, INC.

PAGE 7
 AS OF 01/27/2011
 RUN JAN 27 2011

CUSIP #/ PROPERTY DESCRIPTION	DATE SOLD/ ACQUIRED	PROCEEDS OF SALE	COST	GAIN OR LOSS	COVERED
LONG TERM CAPITAL GAIN (LOSS)					
77 SHARES OF AFLAC INCORPORATED	12/21/2010 11/30/2009	4,355.81	3,504.21	851.60	
58 SHARES OF CEPHALON INC	12/21/2010 11/30/2009	3,747.89	3,189.42	558.47	
150 SHARES OF CISCO SYSTEMS	12/21/2010 11/30/2009	2,929.62	3,505.49	(575.87)	
205 SHARES OF VECTREN CORP COM	12/21/2010 11/30/2009	5,200.78	4,801.49	399.29	
142 SHARES OF TRACTOR SUPPLY CO	12/21/2010 11/30/2009	6,857.07	3,297.48	3,559.59	
170 SHARES OF NOVELLUS SYSTEMS	12/21/2010 11/30/2009	5,562.48	3,490.08	2,072.40	
56 SHARES OF PEPSICO INC	12/21/2010 01/12/2006	3,655.61	3,280.77	374.84	
280 SHARES OF OCH-ZIFF CAPITAL MANAGEMENT-A	12/21/2010 11/30/2009	4,040.33	3,286.03	754.30	
160 SHARES OF ORACLE CORP	12/21/2010 11/30/2009	5,083.24	3,511.98	1,571.26	
119 SHARES OF MICROSOFT CORP.	12/21/2010 11/30/2009	3,327.34	3,491.45	(164.11)	
154 SHARES OF INSITUFORM TECHNOLOGIES INC CL	12/21/2010 11/30/2009	4,130.26	3,149.80	980.46	

A

Attachment to Form 990PF Ein# 03-0287574

ACCOUNT # 2135000743
 TAX ID 03-0287574
 FROM 01/01/2010
 TO 12/31/2010
 FISCAL YEAR: 12/31

TRUST
 Gain and Loss Report
 BRYAN MEMORIAL GALLERY
 FOUNDATION, INC.

PAGE 8
 AS OF 01/27/2011
 RUN JAN 27 2011

CUSIP #/ PROPERTY DESCRIPTION	DATE SOLD/ ACQUIRED	PROCEEDS OF SALE	COST	GAIN OR LOSS	COVERED
LONG TERM CAPITAL GAIN (LOSS) - CONTINUED					
64 SHARES OF WALMART STORES INC	12/21/2010 11/30/2009	3,433.54	3,482.88	(49.34)	
12 SHARES OF WISCONSIN ENERGY CORP	12/21/2010 04/28/2009	713.75	476.40	237.35	
87 SHARES OF WISCONSIN ENERGY CORP	12/21/2010 11/30/2009	5,174.67	3,905.40	1,269.27	
TOTAL LONG TERM CAPITAL GAIN (LOSS)		58,212.39	46,372.88	11,839.51	

Attachment to Form 990 PF E.in# 03-0287574

ACCOUNT # 2135000743
TAX ID 03-0287574
FROM 01/01/2010
TO 12/31/2010
FISCAL YEAR: 12/31

TRUST
Gain and Loss Report
BRYAN MEMORIAL GALLERY
FOUNDATION, INC.

PAGE 9
AS OF 01/27/2011
RUN JAN 27 2011

SUMMARY OF CAPITAL GAINS AND LOSSES

TOTAL SHORT TERM CAPITAL GAIN (LOSS)	6,524.39	
TOTAL SHORT TERM CAPITAL GAINS DIVIDENDS	0.00	
<u>NET SHORT TERM CAPITAL GAIN (LOSS)</u>	<u>6,524.39</u>	6,524.39
TOTAL LONG TERM CAPITAL GAIN (LOSS)	11,839.51	
TOTAL LONG TERM CAPITAL GAINS DIVIDENDS	0.00	
TOTAL 28% RATE CAPITAL GAINS DIVIDENDS	0.00	
TOTAL SEC 1250 CAPITAL GAINS DIVIDENDS	0.00	
TOTAL SEC 1202 CAPITAL GAINS DIVIDENDS	0.00	
<u>NET LONG TERM CAPITAL GAIN (LOSS)</u>	<u>11,839.51</u>	11,839.51
<u>NET CAPITAL GAIN (LOSS)</u>	<u>18,363.90</u>	18,363.90

TOTAL GAIN/LOSS FROM SALES WITH UNKNOWN COST/ACQUISITION DATE 0.00

Attachment to Form 990PF Ein# 03-0287574

2010 1099-DIV FORM
DIVIDENDS AND DISTRIBUTIONS
COPY B FOR RECIPIENT

1099-DIV: OMB NO 1545-0110

FORM RECIPIENT:
BRYAN MEMORIAL GALLERY
FOUNDATION, INC.

FILER/PAYER
802-888-6600
UNION BANK
20 MAIN STREET
MORRISVILLE, VT 05661
TAX ID 03-0286322

P O. BOX 340
JEFFERSONVILLE, VT 05464
TAX ID XX-XXX7574
ACCT # 2135000743

BOX 1a TOTAL ORDINARY DIVIDENDS	249.98	BOX 1b QUALIFIED DIVIDENDS	249.98	BOX 2a TOTAL CAPITAL GAIN DISTR.	BOX 2b UNRECAP. SEC. 1250 GAIN	BOX 2c SECTION 1202 GAIN
BOX 2d COLLECTIBLES (28%) GAIN		BOX 3 NONDIVIDEND DISTRIBUTIONS		BOX 4 FEDERAL INCOME TAX WITHHELD	BOX 5 INVESTMENT EXPENSES	BOX 6 FOREIGN TAX PAID
						BOX 7 FOREIGN COUNTRY OR U.S. POSSESSION
						BOX 8 CASH LIQUIDATION DISTRIBUTIONS

BOX 9
NONCASH
LIQUIDATION DISTRIBUTIONS

THIS IS IMPORTANT TAX INFORMATION AND IS BEING FURNISHED TO THE
INTERNAL REVENUE SERVICE. IF YOU ARE REQUIRED TO FILE A RETURN,
A NEGLIGENCE PENALTY OR OTHER SANCTION MAY BE IMPOSED ON YOU
IF THIS INCOME IS TAXABLE AND THE IRS DETERMINES THAT IT HAS
NOT BEEN REPORTED.

DEPARTMENT OF THE TREASURY - INTERNAL REVENUE SERVICE

Attachment to Form 990PF EINH# 03-0282574

2010 1099-DIV FORM
DIVIDENDS AND DISTRIBUTIONS
SUPPORTING DETAIL SCHEDULE

FILER/PAYER
802-888-6600
UNION BANK
20 MAIN STREET
MORRISVILLE, VT 05661
TAX ID 03-0286322

FORM RECIPIENT:
BRYAN MEMORIAL GALLERY
FOUNDATION, INC.
P.O. BOX 340
JEFFERSONVILLE, VT 05464
TAX ID XX-XXX7574
ACCT # 2135000743

BOX 1b QUALIFIED DIVIDENDS

CUSIP #	SECURITY DESCRIPTION	AMOUNT
001055102	AFLAC INCORPORATED	24.00
257460109	DOMINION RES INC VA NEW	58.10
594918104	MICROSOFT CORP.	23.04
872375100	TECO ENERGY	64.17
892356106	TRACTOR SUPPLY CO	9.94
92240G101	VECTREN CORP COM	70.73
TOTAL BOX 1b		249.98

WHAT'S HAPPENING?

Malaria kills up to 1 million people each year—mostly children under five, more than 90 percent of them from sub-Saharan Africa

Half the world's population—3.3 billion people in 109 countries—are at risk, and almost 250 million contract the disease each year.

Buying Used Guns. Over 400 guns.

RITEWAY SPORTS

Rt. 15, Hardwick, VT • 802-472-5916
HOURS: Mon. - Sat. 9-5; Sun. 9-2

Public Notice

The annual report of The Bryan Memorial Gallery Foundation, Inc is available at the address noted below for inspection during normal business hours, by any citizen who so requests, within 180 days after publication of this notice of availability

The Bryan Memorial Gallery Foundation, Inc
Main Street, Jefftsonville, VT 05464

Please contact Executive Director Micaela Myers
644-5100

Coming Events.....

Tuesday Morning Women's Bible Study: 9:30 to 11:30, at the Wolcott Church of the Nazarene Studying the *Book of Revelations* Children are welcome

Lions Club Poker Night: 6-9 p.m. Senior Center, Morrisville

American Legion Bingo: 7:00 p.m. Main St. Morrisville

Learn how an SBA loan can benefit you and your business Call 802-828-4422, ext 211, for more information or visit www.sba.gov/vt

Craftsbury Public Library presents Story Time for Toddlers, 10 a.m. Info 586-9683

Home Buyer Orientation Determine if home ownership is right for you For more information, please contact Central Vermont Community Land Trust at 802 476 4493 ext 211

Celebrate Recovery 12 Steps small groups, women meet 7 p.m. Place Touch of Grace A/G Church, Corner of Rte 15 & 16, Hardwick Call 472-8240 or 533-2245

Wednesdays

LRSWMD Facility Committee meeting: 8 a.m. First Wednesday each month District Office, 29 Sunset Drive

LRSWMD Executive Committee meeting: 10 a.m. First Wednesday each month District Office, 29 Sunset Drive

Depression Recovery Seminar: 6-7:30 p.m. Morrisville Plaza Hotel conference room For eight weeks

Johnson Prompt Writing Group: 7-8:30 p.m. Johnson Public Library on Railroad St. All genres & levels of experience welcome Info 802-363-5541

North Central Vermont Recovery Center Al-Anon Meeting: 6:30 Call 851-8120 for info

Novel Writing Group: 6-9 p.m. every first and third Wednesday River Arts Center, Morrisville Writers wanted! Drop in Call 888-1261 for info or visit www.riverartsvt.org

Writing: Second and Fourth Wednesday 3:45 p.m. Morristown Centennial Library 888-3853

Soup & Sandwich Luncheon: 11 a.m. - 12:30 p.m. 2nd & 4th Wed of each month Jefftsonville Eagles Club Advance notice, not required Call 849-6983 or 888-2150

Women's Group for Support and Companionship: 9:30 - 11:00 a.m. at the AWARE office Call AWARE 472-6463 or Kathleen Landry at Wellspring 472-6694 ext 3 for more info

TOPS Chapter #125 Morrisville: 4:45-5:30 p.m. weigh in, 5:45-6:30 meeting Morrisville Senior Center Call 888-4960 for info

Informal Worship: Second and Fourth Wednesdays 5-5:30 United Church of Craftsbury (Church on the Common) music, scripture, reflection, meditation, communion Call 586-8028 for info

Free Community Supper: Third Wednesdays 6 p.m. United Church of Craftsbury (Church on the Common) Open to one and all Call 586-8028 for info

Story Time: 10 a.m., Lanpher Memorial Library, Hyde Park All ages, 888-4628

Story Hour Johnson Public Li-

North Central Vermont Recovery Center: 7:00 p.m. Narcotics Anonymous Call 851-8120

Bridge Group: 6:00 p.m. Morristown Centennial Library 888-3853

Card Game Whist: 1 p.m. - 3 p.m. Senior Center, Morristown All are welcome

Line Dancing by Nancy Alte: 10 a.m. Senior Center, Morristown

Preschool Story Hour: 10:30 a.m. Varnum Memorial Library Main St. Jefftsonville, 644-2117

ZUMBA Fitness: 5:30 - 6:30 p.m. River Arts Center, Morristown With Sharlene Seymour No registration required Fee 802-888-1261 or visit www.riverartsvt.org

LEGO Club: 3:00 p.m. Morristown Centennial Library Every first and third Thursday

Pilates with Mary Regele: 6:30 - 7:30 p.m. River Arts Center, Morristown No registration required Fee Call 802-888-1261 or visit www.riverartsvt.org

Preschool Story Time: 10:30 a.m. Morristown Centennial Library With Rachel Funk Stories, songs, crafts 888-3853

Hospice Chorus "Heart & Soul": 6:00 - 8 p.m. All who love to sing are welcome to join Sanctuary of First Congregational Church in Morristown Laurie K 888-4651

Cambridge Area Rotary Meeting: 7:00 a.m. 158 Restaurant, Jefftsonville, VT

Ballet Wolcott Tap Class: 3:30 - 4:30 ages 8 - adult Call 888-5891 ext. 2 or go to www.balletwolcott.com to register

TOPS Chapter Weigh In: 5:30 - 6 p.m. Jefftsonville Eagles Club Rte 109 Call 644-2409 if questions

Adult Jazz Class: 6:15 - 7:45 p.m.

COMPUTER

Driver Education Class