



See a Social Security Number? Say Something!
Report Privacy Problems to <https://public.resource.org/privacy>
Or call the IRS Identity Theft Hotline at 1-800-908-4490



Return of Private Foundation
 or Section 4947(a)(1) Nonexempt Charitable Trust
 Treated as a Private Foundation

2009


Note: The foundation may be able to use a copy of this return to satisfy state reporting requirements

For calendar year 2009, or tax year beginning 12/01, 2009, and ending 11/30, 2010

G Check all that apply: Initial return, Initial return of a former public charity, Final return, Amended return, Address change, Name change

Use the IRS label. Otherwise, print or type. See Specific Instructions.	Name of foundation THE NIMA TAGHAVI FOUNDATION FKA THE TAGHAVI AND GHAZI FOUNDATION		A Employer identification number 20-3959759
	Number and street (or P O box number if mail is not delivered to street address) 3100 S. SUSAN STREET	Room/suite	B Telephone number (see page 10 of the instructions) (949) 825-7700
	City or town, state, and ZIP code SANTA ANA, CA 92704		C If exemption application is pending, check here <input type="checkbox"/> D 1. Foreign organizations, check here <input type="checkbox"/> 2. Foreign organizations meeting the 85% test, check here and attach computation <input type="checkbox"/> E If private foundation status was terminated under section 507(b)(1)(A), check here <input type="checkbox"/> F If the foundation is in a 60-month termination under section 507(b)(1)(B), check here <input type="checkbox"/>
H Check type of organization: <input checked="" type="checkbox"/> Section 501(c)(3) exempt private foundation <input type="checkbox"/> Section 4947(a)(1) nonexempt charitable trust <input type="checkbox"/> Other taxable private foundation		J Accounting method: <input checked="" type="checkbox"/> Cash <input type="checkbox"/> Accrual <input type="checkbox"/> Other (specify) _____ (Part I, column (d) must be on cash basis.)	
I Fair market value of all assets at end of year (from Part II, col. (c), line 16) \$ 764,577.			

Part I Analysis of Revenue and Expenses (The total of amounts in columns (b), (c), and (d) may not necessarily equal the amounts in column (a) (see page 11 of the instructions))		(a) Revenue and expenses per books	(b) Net investment income	(c) Adjusted net income	(d) Disbursements for charitable purposes (cash basis only)
Revenue	1 Contributions, gifts, grants, etc., received (attach schedule)				
	2 Check <input checked="" type="checkbox"/> if the foundation is not required to attach Sch. B.				
	3 Interest on savings and temporary cash investments	8	8		
	4 Dividends and interest from securities	11,786	11,786		
	5a Gross rents				
	b Net rental income or (loss)				
	6a Net gain or (loss) from sale of assets not on line 10				
	b Gross sales price for all assets on line 6a 331,923				
	7 Capital gain net income (from Part IV, line 2)		12,178		
	8 Net short-term capital gain				
	9 Income modifications				
	10a Gross sales less returns and allowances				
b Less Cost of goods sold					
c Gross profit or (loss) (attach schedule)					
11 Other income (attach schedule)					
12 Total. Add lines 1 through 11	23,972	23,972			
Operating and Administrative Expenses	13 Compensation of officers, directors, trustees, etc	0			
	14 Other employee salaries and wages				
	15 Pension plans, employee benefits				
	16a Legal fees (attach schedule)				
	b Accounting fees (attach schedule) ATCH 1	12,690	0	0	12,690
	c Other professional fees (attach schedule)	6,942	6,942		0
	17 Interest	15			15
	18 Taxes (attach schedule) (see page 14 of the instructions) *	553	504		0
	19 Depreciation (attach schedule) and depletion				
	20 Occupancy				
	21 Travel, conferences, and meetings				
	22 Printing and publications				
	23 Other expenses (attach schedule) ATCH 4	475			305
	24 Total operating and administrative expenses. Add lines 13 through 23	20,675	7,446	0	13,010
	25 Contributions, gifts, grants paid	46,500			46,500
26 Total expenses and disbursements. Add lines 24 and 25	67,175	7,446	0	59,510	
27 Subtract line 26 from line 12	-43,203				
a Excess of revenue over expenses and disbursements					
b Net investment income (if negative, enter -0-)		16,526			
c Adjusted net income (if negative, enter -0-)			-0-		



SCANNED JUN 06 2011

P
7

Part II Balance Sheets		Attached schedules and amounts in the description column should be for end-of-year amounts only (See instructions.)			
		Beginning of year (a) Book Value	End of year (b) Book Value (c) Fair Market Value		
Assets	1	Cash - non-interest-bearing			
	2	Savings and temporary cash investments	10,554.	6,852.	6,852.
	3	Accounts receivable			
		Less allowance for doubtful accounts			
	4	Pledges receivable			
		Less allowance for doubtful accounts			
	5	Grants receivable			
	6	Receivables due from officers, directors, trustees, and other disqualified persons (attach schedule) (see page 16 of the instructions)			
	7	Other notes and loans receivable (attach schedule)			
		Less allowance for doubtful accounts			
	8	Inventories for sale or use			
	9	Prepaid expenses and deferred charges			
	10 a	Investments - U S and state government obligations (attach schedule)			
	b	Investments - corporate stock (attach schedule) <u>ATTCH 5</u>	740,004.	757,725.	757,725.
	c	Investments - corporate bonds (attach schedule)			
	11	Investments - land, buildings, and equipment basis			
	Less accumulated depreciation (attach schedule)				
12	Investments - mortgage loans				
13	Investments - other (attach schedule)				
14	Land, buildings, and equipment basis				
	Less accumulated depreciation (attach schedule)				
15	Other assets (describe)				
16	Total assets (to be completed by all filers - see the instructions Also, see page 1, item I)	750,558.	764,577.	764,577.	
Liabilities	17	Accounts payable and accrued expenses			
	18	Grants payable			
	19	Deferred revenue			
	20	Loans from officers, directors, trustees, and other disqualified persons			
	21	Mortgages and other notes payable (attach schedule)			
	22	Other liabilities (describe)			
23	Total liabilities (add lines 17 through 22)				
Net Assets or Fund Balances	Foundations that follow SFAS 117, check here <input type="checkbox"/> and complete lines 24 through 26 and lines 30 and 31.				
	24	Unrestricted			
	25	Temporarily restricted			
	26	Permanently restricted			
	Foundations that do not follow SFAS 117, check here and complete lines 27 through 31. <input checked="" type="checkbox"/>				
	27	Capital stock, trust principal, or current funds			
	28	Paid-in or capital surplus, or land, bldg, and equipment fund			
29	Retained earnings, accumulated income, endowment, or other funds	750,558.	764,577.		
30	Total net assets or fund balances (see page 17 of the instructions)	750,558.	764,577.		
31	Total liabilities and net assets/fund balances (see page 17 of the instructions)	750,558.	764,577.		

Part III Analysis of Changes in Net Assets or Fund Balances		
1	Total net assets or fund balances at beginning of year - Part II, column (a), line 30 (must agree with end-of-year figure reported on prior year's return)	1 750,558.
2	Enter amount from Part I, line 27a	2 -43,203.
3	Other increases not included in line 2 (itemize) <u>ATTACHMENT 6</u>	3 57,222.
4	Add lines 1, 2, and 3	4 764,577.
5	Decreases not included in line 2 (itemize)	5
6	Total net assets or fund balances at end of year (line 4 minus line 5) - Part II, column (b), line 30	6 764,577.

Part IV Capital Gains and Losses for Tax on Investment Income

(a) List and describe the kind(s) of property sold (e.g., real estate, 2-story brick warehouse, or common stock, 200 shs MLC Co.)		(b) How acquired P-Purchase D-Donation	(c) Date acquired (mo., day, yr.)	(d) Date sold (mo., day, yr.)
1a	SEE PART IV SCHEDULE			
b				
c				
d				
e				
(e) Gross sales price	(f) Depreciation allowed (or allowable)	(g) Cost or other basis plus expense of sale	(h) Gain or (loss) (e) plus (f) minus (g)	
a				
b				
c				
d				
e				
Complete only for assets showing gain in column (h) and owned by the foundation on 12/31/69			(i) Gains (Col (h) gain minus col (k), but not less than -0-) or Losses (from col (h))	
(i) F M V as of 12/31/69	(j) Adjusted basis as of 12/31/69	(k) Excess of col (i) over col (j), if any		
a				
b				
c				
d				
e				
2	Capital gain net income or (net capital loss)	{ If gain, also enter in Part I, line 7 If (loss), enter -0- in Part I, line 7 }	2	12,178.
3	Net short-term capital gain or (loss) as defined in sections 1222(5) and (6) If gain, also enter in Part I, line 8, column (c) (see pages 13 and 17 of the instructions) If (loss), enter -0- in Part I, line 8.	}	3	

Part V Qualification Under Section 4940(e) for Reduced Tax on Net Investment Income

(For optional use by domestic private foundations subject to the section 4940(a) tax on net investment income.)

If section 4940(d)(2) applies, leave this part blank.

Was the foundation liable for the section 4942 tax on the distributable amount of any year in the base period? Yes No
If "Yes," the foundation does not qualify under section 4940(e). Do not complete this part.

1 Enter the appropriate amount in each column for each year; see page 18 of the instructions before making any entries.

(a) Base period years Calendar year (or tax year beginning in)	(b) Adjusted qualifying distributions	(c) Net value of noncharitable-use assets	(d) Distribution ratio (col (b) divided by col (c))
2008	47,828.	644,878.	0.074166
2007	42,904.	710,233.	0.060408
2006	70,264.	986,354.	0.071236
2005	41,300.	1,014,082.	0.040726
2004			
2	Total of line 1, column (d)		2 0.246536
3	Average distribution ratio for the 5-year base period - divide the total on line 2 by 5, or by the number of years the foundation has been in existence if less than 5 years		3 0.061634
4	Enter the net value of noncharitable-use assets for 2009 from Part X, line 5		4 735,302.
5	Multiply line 4 by line 3		5 45,320.
6	Enter 1% of net investment income (1% of Part I, line 27b)		6 165.
7	Add lines 5 and 6		7 45,485.
8	Enter qualifying distributions from Part XII, line 4 If line 8 is equal to or greater than line 7, check the box in Part VI, line 1b, and complete that part using a 1% tax rate. See the Part VI instructions on page 18.		8 59,510.

Part VI - Excise Tax Based on Investment Income (Section 4940(a), 4940(b), 4940(e), or 4948 - see page 18 of the instructions)

1a	Exempt operating foundations described in section 4940(d)(2), check here <input type="checkbox"/> and enter "N/A" on line 1 Date of ruling or determination letter _____ (attach copy of ruling letter if necessary - see instructions)		
b	Domestic foundations that meet the section 4940(e) requirements in Part V, check here <input checked="" type="checkbox"/> and enter 1% of Part I, line 27b	1	165.
c	All other domestic foundations enter 2% of line 27b Exempt foreign organizations enter 4% of Part I, line 12, col (b)		
2	Tax under section 511 (domestic section 4947(a)(1) trusts and taxable foundations only Others enter -0-)	2	
3	Add lines 1 and 2	3	165.
4	Subtitle A (income) tax (domestic section 4947(a)(1) trusts and taxable foundations only Others enter -0-)	4	0.
5	Tax based on investment income. Subtract line 4 from line 3 If zero or less, enter -0-	5	165.
6	Credits/Payments		
a	2009 estimated tax payments and 2008 overpayment credited to 2009	6a	
b	Exempt foreign organizations-tax withheld at source	6b	0.
c	Tax paid with application for extension of time to file (Form 8868),	6c	450.
d	Backup withholding erroneously withheld	6d	
7	Total credits and payments Add lines 6a through 6d	7	450.
8	Enter any penalty for underpayment of estimated tax. Check here <input type="checkbox"/> if Form 2220 is attached	8	
9	Tax due. If the total of lines 5 and 8 is more than line 7, enter amount owed	9	
10	Overpayment. If line 7 is more than the total of lines 5 and 8, enter the amount overpaid	10	285.
11	Enter the amount of line 10 to be Credited to 2010 estimated tax <input type="checkbox"/> 285. Refunded <input type="checkbox"/> <input type="checkbox"/>	11	

Part VII-A Statements Regarding Activities

		Yes	No
1a	During the tax year, did the foundation attempt to influence any national, state, or local legislation or did it participate or intervene in any political campaign?		X
b	Did it spend more than \$100 during the year (either directly or indirectly) for political purposes (see page 19 of the instructions for definition)? <i>If the answer is "Yes" to 1a or 1b, attach a detailed description of the activities and copies of any materials published or distributed by the foundation in connection with the activities</i>		X
c	Did the foundation file Form 1120-POL for this year?		X
d	Enter the amount (if any) of tax on political expenditures (section 4955) imposed during the year (1) On the foundation <input type="checkbox"/> \$ _____ (2) On foundation managers <input type="checkbox"/> \$ _____		
e	Enter the reimbursement (if any) paid by the foundation during the year for political expenditure tax imposed on foundation managers <input type="checkbox"/> \$ _____		
2	Has the foundation engaged in any activities that have not previously been reported to the IRS? <i>If "Yes," attach a detailed description of the activities</i>		X
3	Has the foundation made any changes, not previously reported to the IRS, in its governing instrument, articles of incorporation, or bylaws, or other similar instruments? <i>If "Yes," attach a conformed copy of the changes</i> . <u>ATTCH 7</u>	X	
4a	Did the foundation have unrelated business gross income of \$1,000 or more during the year?		X
b	If "Yes," has it filed a tax return on Form 990-T for this year?		
5	Was there a liquidation, termination, dissolution, or substantial contraction during the year? <i>If "Yes," attach the statement required by General Instruction T</i>		X
6	Are the requirements of section 508(e) (relating to sections 4941 through 4945) satisfied either • By language in the governing instrument, or • By state legislation that effectively amends the governing instrument so that no mandatory directions that conflict with the state law remain in the governing instrument?	X	
7	Did the foundation have at least \$5,000 in assets at any time during the year? <i>If "Yes," complete Part II, col (c), and Part XV</i>	X	
8a	Enter the states to which the foundation reports or with which it is registered (see page 19 of the instructions) <input type="checkbox"/> CALIFORNIA		
b	If the answer is "Yes" to line 7, has the foundation furnished a copy of Form 990-PF to the Attorney General (or designate) of each state as required by General Instruction G? <i>If "No," attach explanation</i>	X	
9	Is the foundation claiming status as a private operating foundation within the meaning of section 4942(j)(3) or 4942(j)(5) for calendar year 2009 or the taxable year beginning in 2009 (see instructions for Part XIV on page 27)? <i>If "Yes," complete Part XIV</i>		X
10	Did any persons become substantial contributors during the tax year? <i>If "Yes," attach a schedule listing their names and addresses</i>		X

Part VII-A Statements Regarding Activities (continued)

11 At any time during the year, did the foundation, directly or indirectly, own a controlled entity within the meaning of section 512(b)(13)? If "Yes," attach schedule (see page 20 of the instructions) **11** X

12 Did the foundation acquire a direct or indirect interest in any applicable insurance contract before August 17, 2008? **12** X

13 Did the foundation comply with the public inspection requirements for its annual returns and exemption application? **13** X

Website address **N/A**

14 The books are in care of **NIMA TAGHAVI** Telephone no **949-825-7700**
 Located at **3100 S. SUSAN STREET SANTA ANA, CA** ZIP + 4 **92704**

15 Section 4947(a)(1) nonexempt charitable trusts filing Form 990-PF in lieu of Form 1041 - Check here
 and enter the amount of tax-exempt interest received or accrued during the year **15**

Part VII-B Statements Regarding Activities for Which Form 4720 May Be Required

File Form 4720 if any item is checked in the "Yes" column, unless an exception applies.

	Yes	No
1a During the year did the foundation (either directly or indirectly)		
(1) Engage in the sale or exchange, or leasing of property with a disqualified person? <input type="checkbox"/> Yes <input checked="" type="checkbox"/> No		
(2) Borrow money from, lend money to, or otherwise extend credit to (or accept it from) a disqualified person? <input type="checkbox"/> Yes <input checked="" type="checkbox"/> No		
(3) Furnish goods, services, or facilities to (or accept them from) a disqualified person? <input type="checkbox"/> Yes <input checked="" type="checkbox"/> No		
(4) Pay compensation to, or pay or reimburse the expenses of, a disqualified person? <input type="checkbox"/> Yes <input checked="" type="checkbox"/> No		
(5) Transfer any income or assets to a disqualified person (or make any of either available for the benefit or use of a disqualified person)? <input type="checkbox"/> Yes <input checked="" type="checkbox"/> No		
(6) Agree to pay money or property to a government official? (Exception. Check "No" if the foundation agreed to make a grant to or to employ the official for a period after termination of government service, if terminating within 90 days) <input type="checkbox"/> Yes <input checked="" type="checkbox"/> No		
b If any answer is "Yes" to 1a(1)-(6), did any of the acts fail to qualify under the exceptions described in Regulations section 53.4941(d)-3 or in a current notice regarding disaster assistance (see page 20 of the instructions)? 1b <input type="checkbox"/>		
Organizations relying on a current notice regarding disaster assistance check here <input type="checkbox"/>		
c Did the foundation engage in a prior year in any of the acts described in 1a, other than excepted acts, that were not corrected before the first day of the tax year beginning in 2009? 1c X		
2 Taxes on failure to distribute income (section 4942) (does not apply for years the foundation was a private operating foundation defined in section 4942(j)(3) or 4942(j)(5))		
a At the end of tax year 2009, did the foundation have any undistributed income (lines 6d and 6e, Part XIII) for tax year(s) beginning before 2009? <input type="checkbox"/> Yes <input checked="" type="checkbox"/> No If "Yes," list the years -----		
b Are there any years listed in 2a for which the foundation is not applying the provisions of section 4942(a)(2) (relating to incorrect valuation of assets) to the year's undistributed income? (If applying section 4942(a)(2) to all years listed, answer "No" and attach statement - see page 20 of the instructions) 2b		
c If the provisions of section 4942(a)(2) are being applied to any of the years listed in 2a, list the years here -----		
3a Did the foundation hold more than a 2% direct or indirect interest in any business enterprise at any time during the year? <input type="checkbox"/> Yes <input checked="" type="checkbox"/> No		
b If "Yes," did it have excess business holdings in 2009 as a result of (1) any purchase by the foundation or disqualified persons after May 26, 1969, (2) the lapse of the 5-year period (or longer period approved by the Commissioner under section 4943(c)(7)) to dispose of holdings acquired by gift or bequest, or (3) the lapse of the 10-, 15-, or 20-year first phase holding period? (Use Schedule C, Form 4720, to determine if the foundation had excess business holdings in 2009) 3b		
4a Did the foundation invest during the year any amount in a manner that would jeopardize its charitable purposes? 4a X		
b Did the foundation make any investment in a prior year (but after December 31, 1969) that could jeopardize its charitable purpose that had not been removed from jeopardy before the first day of the tax year beginning in 2009? 4b X		

Part VII-B Statements Regarding Activities for Which Form 4720 May Be Required (continued)

5a During the year did the foundation pay or incur any amount to... (1) Carry on propaganda... (2) Influence the outcome of any specific public election... (3) Provide a grant to an individual for travel, study, or other similar purposes? (4) Provide a grant to an organization other than a charitable, etc., organization described in section 509(a)(1), (2), or (3), or section 4940(d)(2)? (5) Provide for any purpose other than religious, charitable, scientific, literary, or educational purposes, or for the prevention of cruelty to children or animals? b If any answer is "Yes" to 5a(1)-(5), did any of the transactions fail to qualify under the exceptions described in Regulations section 53.4945 or in a current notice regarding disaster assistance (see page 22 of the instructions)? Organizations relying on a current notice regarding disaster assistance check here. c If the answer is "Yes" to question 5a(4), does the foundation claim exemption from the tax because it maintained expenditure responsibility for the grant? If "Yes," attach the statement required by Regulations section 53.4945-5(d) 6a Did the foundation, during the year, receive any funds, directly or indirectly, to pay premiums on a personal benefit contract? b Did the foundation, during the year, pay premiums, directly or indirectly, on a personal benefit contract? If "Yes" to 6b, file Form 8870 7a At any time during the tax year, was the foundation a party to a prohibited tax shelter transaction? b If yes, did the foundation receive any proceeds or have any net income attributable to the transaction?

Part VIII Information About Officers, Directors, Trustees, Foundation Managers, Highly Paid Employees, and Contractors

1 List all officers, directors, trustees, foundation managers and their compensation (see page 22 of the instructions).

Table with 5 columns: (a) Name and address, (b) Title, and average hours per week devoted to position, (c) Compensation (if not paid, enter -0-), (d) Contributions to employee benefit plans and deferred compensation, (e) Expense account, other allowances. Row 1: ATTACHMENT 8, 0, 0, 0.

2 Compensation of five highest-paid employees (other than those included on line 1 - see page 23 of the instructions). If none, enter "NONE."

Table with 5 columns: (a) Name and address of each employee paid more than \$50,000, (b) Title, and average hours per week devoted to position, (c) Compensation, (d) Contributions to employee benefit plans and deferred compensation, (e) Expense account, other allowances.

Total number of other employees paid over \$50,000 NONE

Part VIII Information About Officers, Directors, Trustees, Foundation Managers, Highly Paid Employees, and Contractors (continued)

3 Five highest-paid independent contractors for professional services (see page 23 of the instructions). If none, enter "NONE."

(a) Name and address of each person paid more than \$50,000	(b) Type of service	(c) Compensation
NONE		

Total number of others receiving over \$50,000 for professional services **NONE**

Part IX-A Summary of Direct Charitable Activities

List the foundation's four largest direct charitable activities during the tax year. Include relevant statistical information such as the number of organizations and other beneficiaries served, conferences convened, research papers produced, etc.	Expenses
1 N/A	
2	
3	
4	

Part IX-B Summary of Program-Related Investments (see page 23 of the instructions)

Describe the two largest program-related investments made by the foundation during the tax year on lines 1 and 2	Amount
1 NONE	
2	
All other program-related investments See page 24 of the instructions	
3 NONE	

Total. Add lines 1 through 3

Part X Minimum Investment Return (All domestic foundations must complete this part. Foreign foundations, see page 24 of the instructions.)

1	Fair market value of assets not used (or held for use) directly in carrying out charitable, etc., purposes:		
a	Average monthly fair market value of securities	1a	737,135.
b	Average of monthly cash balances	1b	9,364.
c	Fair market value of all other assets (see page 24 of the instructions)	1c	0.
d	Total (add lines 1a, b, and c)	1d	746,499.
e	Reduction claimed for blockage or other factors reported on lines 1a and 1c (attach detailed explanation)	1e	
2	Acquisition indebtedness applicable to line 1 assets	2	0.
3	Subtract line 2 from line 1d	3	746,499.
4	Cash deemed held for charitable activities. Enter 1 1/2 % of line 3 (for greater amount, see page 25 of the instructions)	4	11,197.
5	Net value of noncharitable-use assets. Subtract line 4 from line 3. Enter here and on Part V, line 4	5	735,302.
6	Minimum investment return. Enter 5% of line 5	6	36,765.

Part XI Distributable Amount (see page 25 of the instructions) (Section 4942(j)(3) and (j)(5) private operating foundations and certain foreign organizations check here and do not complete this part.)

1	Minimum investment return from Part X, line 6	1	36,765.
2a	Tax on investment income for 2009 from Part VI, line 5	2a	165.
b	Income tax for 2009. (This does not include the tax from Part VI.)	2b	
c	Add lines 2a and 2b	2c	165.
3	Distributable amount before adjustments. Subtract line 2c from line 1	3	36,600.
4	Recoveries of amounts treated as qualifying distributions	4	
5	Add lines 3 and 4	5	36,600.
6	Deduction from distributable amount (see page 25 of the instructions)	6	
7	Distributable amount as adjusted. Subtract line 6 from line 5. Enter here and on Part XIII, line 1	7	36,600.

Part XII Qualifying Distributions (see page 25 of the instructions)

1	Amounts paid (including administrative expenses) to accomplish charitable, etc., purposes:		
a	Expenses, contributions, gifts, etc. - total from Part I, column (d), line 26	1a	59,510.
b	Program-related investments - total from Part IX-B	1b	0.
2	Amounts paid to acquire assets used (or held for use) directly in carrying out charitable, etc., purposes	2	0.
3	Amounts set aside for specific charitable projects that satisfy the:		
a	Suitability test (prior IRS approval required)	3a	0.
b	Cash distribution test (attach the required schedule)	3b	0.
4	Qualifying distributions. Add lines 1a through 3b. Enter here and on Part V, line 8, and Part XIII, line 4	4	59,510.
5	Foundations that qualify under section 4940(e) for the reduced rate of tax on net investment income. Enter 1% of Part I, line 27b (see page 26 of the instructions)	5	165.
6	Adjusted qualifying distributions. Subtract line 5 from line 4	6	59,345.

Note: The amount on line 6 will be used in Part V, column (b), in subsequent years when calculating whether the foundation qualifies for the section 4940(e) reduction of tax in those years

Part XIII Undistributed Income (see page 26 of the instructions)

	(a) Corpus	(b) Years prior to 2008	(c) 2008	(d) 2009
1 Distributable amount for 2009 from Part XI, line 7				36,600.
2 Undistributed income, if any, as of the end of 2009				
a Enter amount for 2008 only				
b Total for prior years 20 07 20 06 20 05		0.		
3 Excess distributions carryover, if any, to 2009				
a From 2004		0.		
b From 2005		0.		
c From 2006		15,309.		
d From 2007		7,584.		
e From 2008		15,680.		
f Total of lines 3a through e	38,573.			
4 Qualifying distributions for 2009 from Part XII, line 4 ▶ \$ 59,510.				
a Applied to 2008, but not more than line 2a				
b Applied to undistributed income of prior years (Election required - see page 26 of the instructions)				
c Treated as distributions out of corpus (Election required - see page 26 of the instructions)				
d Applied to 2009 distributable amount				36,600.
e Remaining amount distributed out of corpus	22,910.			
5 Excess distributions carryover applied to 2009 (If an amount appears in column (d), the same amount must be shown in column (a))				
6 Enter the net total of each column as indicated below:				
a Corpus Add lines 3f, 4c, and 4e Subtract line 5	61,483.			
b Prior years' undistributed income Subtract line 4b from line 2b		0.		
c Enter the amount of prior years' undistributed income for which a notice of deficiency has been issued, or on which the section 4942(a) tax has been previously assessed				
d Subtract line 6c from line 6b Taxable amount - see page 27 of the instructions		0.		
e Undistributed income for 2008 Subtract line 4a from line 2a Taxable amount - see page 27 of the instructions				
f Undistributed income for 2009 Subtract lines 4d and 5 from line 1 This amount must be distributed in 2010				
7 Amounts treated as distributions out of corpus to satisfy requirements imposed by section 170(b)(1)(F) or 4942(g)(3) (see page 27 of the instructions)				
8 Excess distributions carryover from 2004 not applied on line 5 or line 7 (see page 27 of the instructions)	0.			
9 Excess distributions carryover to 2010. Subtract lines 7 and 8 from line 6a	61,483.			
10 Analysis of line 9				
a Excess from 2005	0.			
b Excess from 2006	15,309.			
c Excess from 2007	7,584.			
d Excess from 2008	15,680.			
e Excess from 2009	22,910.			

Part XIV Private Operating Foundations (see page 27 of the instructions and Part VII-A, question 9) NOT APPLICABLE

1 a. If the foundation has received a ruling or determination letter that it is a private operating foundation, and the ruling is effective for 2009, enter the date of the ruling

b Check box to indicate whether the foundation is a private operating foundation described in section 4942(j)(3) or 4942(j)(5)

Table with columns: Tax year (a) 2009, (b) 2008, (c) 2007, (d) 2006, (e) Total. Rows include: 2 a Adjusted net income, b 85% of line 2a, c Qualifying distributions from Part XII, d Amounts included in line 2c not used directly for active conduct of exempt activities, e Qualifying distributions made directly for active conduct of exempt activities, 3 Complete 3a, b, or c for the alternative test relied upon: a "Assets" alternative test, b "Endowment" alternative test, c "Support" alternative test.

Part XV Supplementary Information (Complete this part only if the foundation had \$5,000 or more in assets at any time during the year - see page 28 of the instructions.)

1 Information Regarding Foundation Managers:
a List any managers of the foundation who have contributed more than 2% of the total contributions received by the foundation before the close of any tax year (but only if they have contributed more than \$5,000). (See section 507(d)(2).)
NIMA TAGHAVI

b List any managers of the foundation who own 10% or more of the stock of a corporation (or an equally large portion of the ownership of a partnership or other entity) of which the foundation has a 10% or greater interest
N/A

2 Information Regarding Contribution, Grant, Gift, Loan, Scholarship, etc., Programs:
Check here [X] if the foundation only makes contributions to preselected charitable organizations and does not accept unsolicited requests for funds. If the foundation makes gifts, grants, etc (see page 28 of the instructions) to individuals or organizations under other conditions, complete items 2a, b, c, and d

a The name, address, and telephone number of the person to whom applications should be addressed
b The form in which applications should be submitted and information and materials they should include.
c Any submission deadlines
d Any restrictions or limitations on awards, such as by geographical areas, charitable fields, kinds of institutions, or other factors:

Part XV Supplementary Information (continued)

3 Grants and Contributions Paid During the Year or Approved for Future Payment

Recipient Name and address (home or business)	If recipient is an individual, show any relationship to any foundation manager or substantial contributor	Foundation status of recipient	Purpose of grant or contribution	Amount
a <i>Paid during the year</i> ATTACHMENT 9				
Total. ▶ 3a				46,500.
b <i>Approved for future payment</i>				
Total. ▶ 3b				

**SCHEDULE D
(Form 1041)**

Department of the Treasury
Internal Revenue Service

Capital Gains and Losses

▶ **Attach to Form 1041, Form 5227, or Form 990-T. See the instructions for Schedule D (Form 1041) (also for Form 5227 or Form 990-T, if applicable).**

OMB No 1545-0092

2009

Name of estate or trust **THE NIMA TAGHAVI FOUNDATION**
FKA THE TAGHAVI AND GHAZI FOUNDATION

Employer identification number
20-3959759

Note: Form 5227 filers need to complete only Parts I and II.

Part I Short-Term Capital Gains and Losses - Assets Held One Year or Less

(a) Description of property (Example 100 shares 7% preferred of "Z" Co)	(b) Date acquired (mo, day, yr)	(c) Date sold (mo, day, yr)	(d) Sales price	(e) Cost or other basis (see page 4 of the instructions)	(f) Gain or (loss) for the entire year Subtract (e) from (d)
1a					

b Enter the short-term gain or (loss), if any, from Schedule D-1, line 1b	1b	12,934.
2 Short-term capital gain or (loss) from Forms 4684, 6252, 6781, and 8824	2	
3 Net short-term gain or (loss) from partnerships, S corporations, and other estates or trusts	3	
4 Short-term capital loss carryover. Enter the amount, if any, from line 9 of the 2008 Capital Loss Carryover Worksheet	4	()
5 Net short-term gain or (loss). Combine lines 1a through 4 in column (f) Enter here and on line 13, column (3) on the back ▶	5	12,934.

Part II Long-Term Capital Gains and Losses - Assets Held More Than One Year

(a) Description of property (Example 100 shares 7% preferred of "Z" Co)	(b) Date acquired (mo, day, yr)	(c) Date sold (mo, day, yr)	(d) Sales price	(e) Cost or other basis (see page 4 of the instructions)	(f) Gain or (loss) for the entire year Subtract (e) from (d)
6a					

b Enter the long-term gain or (loss), if any, from Schedule D-1, line 6b	6b	-756.
7 Long-term capital gain or (loss) from Forms 2439, 4684, 6252, 6781, and 8824	7	
8 Net long-term gain or (loss) from partnerships, S corporations, and other estates or trusts	8	
9 Capital gain distributions	9	
10 Gain from Form 4797, Part I	10	
11 Long-term capital loss carryover. Enter the amount, if any, from line 14 of the 2008 Capital Loss Carryover Worksheet	11	()
12 Net long-term gain or (loss). Combine lines 6a through 11 in column (f) Enter here and on line 14a, column (3) on the back ▶	12	-756.

For Paperwork Reduction Act Notice, see the Instructions for Form 1041.

Schedule D (Form 1041) 2009

Part III Summary of Parts I and II <i>Caution: Read the instructions before completing this part.</i>		(1) Beneficiaries' (see page 5)	(2) Estate's or trust's	(3) Total
13	Net short-term gain or (loss)	13		12,934.
14	Net long-term gain or (loss):			
a	Total for year	14a		-756.
b	Unrecaptured section 1250 gain (see line 18 of the wrksht)	14b		
c	28% rate gain	14c		
15	Total net gain or (loss). Combine lines 13 and 14a	15		12,178.

Note: If line 15, column (3), is a net gain, enter the gain on Form 1041, line 4 (or Form 990-T, Part I, line 4a) If lines 14a and 15, column (2), are net gains, go to Part V, and do not complete Part IV If line 15, column (3), is a net loss, complete Part IV and the **Capital Loss Carryover Worksheet**, as necessary

Part IV Capital Loss Limitation		16
16	Enter here and enter as a (loss) on Form 1041, line 4 (or Form 990-T, Part I, line 4c, if a trust), the smaller of a The loss on line 15, column (3) or b \$3,000	()

Note: If the loss on line 15, column (3), is more than \$3,000, or if Form 1041, page 1, line 22 (or Form 990-T, line 34), is a loss, complete the **Capital Loss Carryover Worksheet** on page 7 of the instructions to figure your capital loss carryover

Part V Tax Computation Using Maximum Capital Gains Rates

Form 1041 filers. Complete this part only if both lines 14a and 15 in column (2) are gains, or an amount is entered in Part I or Part II and there is an entry on Form 1041, line 2b(2), and Form 1041, line 22, is more than zero

Caution: Skip this part and complete the worksheet on page 8 of the instructions if:

- Either line 14b, col. (2) or line 14c, col. (2) is more than zero, or
- Both Form 1041, line 2b(1), and Form 4952, line 4g are more than zero.

Form 990-T trusts. Complete this part only if both lines 14a and 15 are gains, or qualified dividends are included in income in Part I of Form 990-T, and Form 990-T, line 34, is more than zero Skip this part and complete the worksheet on page 8 of the instructions if either line 14b, col. (2) or line 14c, col. (2) is more than zero.

17	Enter taxable income from Form 1041, line 22 (or Form 990-T, line 34)	17	
18	Enter the smaller of line 14a or 15 in column (2) but not less than zero	18	
19	Enter the estate's or trust's qualified dividends from Form 1041, line 2b(2) (or enter the qualified dividends included in income in Part I of Form 990-T)	19	
20	Add lines 18 and 19	20	
21	If the estate or trust is filing Form 4952, enter the amount from line 4g, otherwise, enter -0-	21	
22	Subtract line 21 from line 20 If zero or less, enter -0-	22	
23	Subtract line 22 from line 17. If zero or less, enter -0-	23	
24	Enter the smaller of the amount on line 17 or \$2,300	24	
25	Is the amount on line 23 equal to or more than the amount on line 24? <input type="checkbox"/> Yes. Skip lines 25 and 26, go to line 27 and check the "No" box <input type="checkbox"/> No. Enter the amount from line 23	25	
26	Subtract line 25 from line 24	26	
27	Are the amounts on lines 22 and 26 the same? <input type="checkbox"/> Yes. Skip lines 27 thru 30, go to line 31 <input type="checkbox"/> No. Enter the smaller of line 17 or line 22	27	
28	Enter the amount from line 26 (If line 26 is blank, enter -0-)	28	
29	Subtract line 28 from line 27	29	
30	Multiply line 29 by 15% (.15)	30	
31	Figure the tax on the amount on line 23 Use the 2009 Tax Rate Schedule for Estates and Trusts (see the Schedule G instructions in the instructions for Form 1041)	31	
32	Add lines 30 and 31	32	
33	Figure the tax on the amount on line 17. Use the 2009 Tax Rate Schedule for Estates and Trusts (see the Schedule G instructions in the instructions for Form 1041)	33	
34	Tax on all taxable income. Enter the smaller of line 32 or line 33 here and on Form 1041, Schedule G, line 1a (or Form 990-T, line 36)	34	

ATTACHMENT 1

FORM 990PF, PART I - ACCOUNTING FEES

<u>DESCRIPTION</u>	<u>REVENUE AND EXPENSES PER BOOKS</u>	<u>NET INVESTMENT INCOME</u>	<u>ADJUSTED NET INCOME</u>	<u>CHARITABLE PURPOSES</u>
ACCOUNTING FEES	12,690.			12,690.
TOTALS	<u>12,690.</u>	<u>0.</u>	<u>0.</u>	<u>12,690.</u>

ATTACHMENT 2

FORM 990PF, PART I - OTHER PROFESSIONAL FEES

<u>DESCRIPTION</u>	<u>REVENUE AND EXPENSES PER BOOKS</u>	<u>NET INVESTMENT INCOME</u>	<u>CHARITABLE PURPOSES</u>
ACCOUNT MANAGEMENT FEES	6,942.	6,942.	0.
TOTALS	<u>6,942.</u>	<u>6,942.</u>	<u>0.</u>

ATTACHMENT 3

FORM 990PF, PART I - TAXES

<u>DESCRIPTION</u>	<u>REVENUE AND EXPENSES PER BOOKS</u>	<u>NET INVESTMENT INCOME</u>	<u>CHARITABLE PURPOSES</u>
FEDERAL TAX	49.	0.	0.
FOREIGN TAXES	504.	504.	0.
TOTALS	<u>553.</u>	<u>504.</u>	<u>0.</u>

ATTACHMENT 4

FORM 990PF, PART I - OTHER EXPENSES

DESCRIPTION	REVENUE AND EXPENSES PER BOOKS	CHARITABLE PURPOSES
STATE FILING FEES	305.	305.
NONDEDUCTIBLE EXPENSE	170.	0.
TOTALS	<u>475.</u>	<u>305.</u>

FORM 990PF, PART II - CORPORATE STOCK

ATTACHMENT 5

<u>DESCRIPTION</u>	<u>ENDING BOOK VALUE</u>	<u>ENDING FMV</u>
VARIOUS CORPORATE STOCKS HELD BY GOLDMAN SACHS (SEE STMTS)		
GOLDMAN SACHS #027-27680-7	189,515.	189,515.
GOLDMAN SACHS #027-27681-5	188,922.	188,922.
GOLDMAN SACHS #027-27381-2	194,315.	194,315.
GOLDMAN SACHS #027-27679-9	184,973.	184,973.
TOTALS	<u>757,725.</u>	<u>757,725.</u>

FORM 990PF, PART III - OTHER INCREASES IN NET WORTH OR FUND BALANCES

<u>DESCRIPTION</u>	<u>AMOUNT</u>
CY MARKET ADJUSTMENT - INVESTMENTS	57,222.
TOTAL	<u>57,222.</u>

FORM 990PF, PART VII-A, LINE 3 - CONFORMED COPY OF THE CHANGES

THE FOUNDATION'S NAME WAS CHANGED FROM THE TAGHAVI AND GHAZI FOUNDATION TO THE NIMA TAGHAVI FOUNDATION.

SHADI GHAZI RESIGNED FROM HER POSITIONS ON THE BOARD OF DIRECTORS AND JENNIFER SCHILLING HAS BEEN APPOINTED BY THE BOARD OF DIRECTORS TO FILL THOSE POSITIONS EFFECTIVE JANUARY 24, 2011.

SEE ATTACHED COPIES OF THE ACTION BY WRITTEN CONSENT OF THE BOARD OF DIRECTORS AND CERTIFICATE OF AMENDMENT OF ARTICLES OF INCORPORATION.

**ACTION BY WRITTEN CONSENT
OF THE BOARD OF DIRECTORS
OF
THE TAGHAVI AND GHAZI FOUNDATION
a California public benefit corporation**

The undersigned, being all of the members of the Board of Directors of **THE TAGHAVI AND GHAZI FOUNDATION**, a California public benefit corporation (the "Foundation"), acting pursuant to the authority of the California Corporation Law and the Bylaws of the Foundation, do hereby adopt, ratify and approve the following resolutions and direct the Secretary of the Foundation to place a copy hereof in the Foundation's book of minutes:

APPROVAL OF AMENDMENT TO ARTICLES OF INCORPORATION

WHEREAS, the Foundation desires to change its name to **THE NIMA TAGHAVI FOUNDATION**; AND

WHEREAS, the Board of Directors has reviewed that certain Certificate of Amendment of Articles of Incorporation of the Foundation in which the Foundation's name is changed from **THE TAGHAVI AND GHAZI FOUNDATION** to **THE NIMA TAGHAVI FOUNDATION**, a copy of which is attached hereto as Exhibit A; AND

WHEREAS, the Board of Directors believes it is in the best interest of the Foundation to execute and file the Certificate of Amendment of Articles of Incorporation with the California Secretary of State.

NOW THEREFORE, BE IT RESOLVED, the Articles of Incorporation shall be amended and restated in the form attached as Exhibit A hereto.

**APPROVAL OF THE RESIGNATION OF SECRETARY; APPOINTMENT OF
SECRETARY TO FILL VACANCY**

WHEREAS, on December 14, 2010, Shadi Ghazi (hereinafter referred to as "Resigning Secretary") submitted her resignation as Secretary of the Foundation, effective as of January 24, 2011.

WHEREAS, the Foundation appreciates Resigning Secretary's commitment to effect a smooth transition of her responsibilities to the Foundation.

NOW THEREFORE, BE IT RESOLVED that the Board of Directors does accept the resignation of Resigning Secretary, effective as of January 24, 2011, from her position as the Secretary of this Foundation, as stated by the aforesaid in her letter to the Board of Directors, dated December 14, 2010.

FURTHER RESOLVED, that a member of the Board is hereby instructed to notify Resigning Secretary that the Board has accepted her resignation.

FURTHER RESOLVED, that effective January 24, 2011, the Secretarial vacancy of this Foundation shall be filled by Jennifer Schilling (hereinafter referred to as "Secretarial Appointee"). Such vacancy being created by the resignation of Shadi Ghazi and such Appointee shall serve as Secretary until the next annual meeting.

**APPROVAL OF THE RESIGNATION OF TREASURER; APPOINTMENT OF
TREASURER TO FILL VACANCY**

WHEREAS, on December 14, 2010, Shadi Ghazi (hereinafter referred to as "Resigning Treasurer") submitted her resignation as Treasurer of the Foundation, effective as of January 24, 2011.

WHEREAS, the Foundation appreciates Resigning Treasurer's commitment to effect a smooth transition of her responsibilities to the Foundation.

NOW THEREFORE, BE IT RESOLVED that the Board of Directors does accept the resignation of Resigning Treasurer, effective as of January 24, 2011, from her position as the Treasurer of this Foundation, as stated by the aforesaid in her letter to the Board of Directors, dated December 14, 2010.

FURTHER RESOLVED, that a member of the Board is hereby instructed to notify Resigning Treasurer that the Board has accepted her resignation.

FURTHER RESOLVED, that effective January 24, 2011, the Treasurer vacancy of this Foundation shall be filled by Jennifer Schilling (hereinafter referred to as "Treasurer Appointee"). Such vacancy being created by the resignation of Shadi Ghazi and such Appointee shall serve as Treasurer until the next annual meeting.

APPROVAL OF THE RESIGNATION OF BOARD MEMBER

WHEREAS, on December 14, 2010, Shadi Ghazi (the "Resigning Board Member") submitted her resignation as Member of the Board of Directors effective as of January 24, 2011.

WHEREAS, the Foundation appreciates Resigning Board Member's commitment to effect a smooth transition of her responsibilities to the Foundation.

NOW THEREFORE, BE IT RESOLVED that the Board of Directors does hereby accept the resignation of Resigning Board Member, effective as of January 24, 2011, from Resigning Board Member's position as Member the Board of Directors, as stated in her letter to the Board of Directors, dated December 14, 2010.

FURTHER RESOLVED, that the Secretary of the Foundation is hereby instructed to notify the Resigning Board Member that the Board of Directors has accepted her resignation.

FURTHER RESOLVED, that effective January 24, 2011, the number of Board Members on the Board of Directors shall be reduced to one.

FURTHER RESOLVED, that effective January 24, 2011, the position of Chairman of the Board of Directors shall be filled by Nima Taghavi. He shall serve as Chairman of the Board of Directors until the next annual meeting.

APPROVAL OF THE RESIGNATION OF VICE-PRESIDENT

WHEREAS, on December 14, 2010, Shadi Ghazi (the "Resigning Vice-President") submitted her resignation as Vice-President of the Foundation effective as of January 24, 2011.

WHEREAS, the Foundation appreciates Resigning Vice-President's commitment to effect a smooth transition of her responsibilities to the Foundation.

NOW THEREFORE, BE IT RESOLVED that the Board of Directors does hereby accept the resignation of Resigning Vice-President, effective as of January 24, 2011, from Resigning Vice-President's position as Vice-President of the Foundation, as stated in her letter to the Board of Directors, dated December 14, 2010.

FURTHER RESOLVED, that the Secretary of the Foundation is hereby instructed to notify the Resigning Vice-President that the Board of Directors has accepted her resignation.

FURTHER RESOLVED, that effective January 24, 2011, the Vice-President position shall remain vacant.

REAPPOINTMENT OF PRESIDENT AND CHIEF EXECUTIVE OFFICER

BE IT RESOLVED, that effective January 24, 2011, Nima Taghavi shall be reappointed and President and Chief Executive Officer of the Foundation. He shall serve as President and Chief Executive Officer until the next annual meeting.

DELEGATION OF CHECK WRITING AUTHORITY AND PAYMENT APPROVALS

BE IT RESOLVED, that effective January 24, 2011, the Foundation shall not, without first obtaining written approval of Nima Taghavi make any payments, whether or not


such payments are in the ordinary course of business. Nima Taghavi shall have sole signature authority for Foundation checks.

GENERAL AUTHORITY

RESOLVED FURTHER, that the officers of the Foundation be, and each of them hereby is, authorized and directed to take all such actions and to execute and deliver, in the name and on behalf of the Foundation and under its seal or otherwise, any and all documents, certificates and instruments, and to pay all such expenses, as they or any of them may deem necessary or advisable to carry out the purposes of the foregoing resolutions and the transactions contemplated thereby; and that the taking of each such action, the execution and delivery of each such document or instrument, and the payment of each such expense shall be conclusive evidence of its necessity or advisability, and that any such action previously taken by any officer of the Foundation in this respect hereby is approved, ratified, adopted and confirmed; and

RESOLVED FURTHER, that the officers of the Foundation be, and each of them hereby is, authorized and directed, on behalf of the Foundation, to take such other and further action and to execute such other and further documents and instruments as may be necessary or advisable or appropriate to carry out the intent of the foregoing resolutions.

IN WITNESS WHEREOF, the undersigned, being all of the members of the Board of Directors of this Foundation, does hereby adopt the foregoing resolutions by written consent as of January 24, 2011.



Nima Taghavi

CERTIFICATE OF AMENDMENT OF ARTICLES OF INCORPORATION OF THE
TAGHAVI AND GHAZI FOUNDATION
C2812636

We, Nima Taghavi and Jennifer Schilling certify that:

1. We are the President and Secretary, respectively, of the Taghavi and Ghazi Foundation, a California public benefit corporation.
2. Article One of the Articles of Incorporation of this corporation is amended to read as follows:

I.

The name of the corporation is THE NIMA TAGHAVI FOUNDATION.

3. Article Three of the Articles of Incorporation of this corporation is amended to read as follows:

III.

The name and address in the State of California of this corporation's agent for service of process is:


Nima Taghavi
1000 Bristol Street N. Suite 17105
Newport Beach, CA 92660

4. The foregoing Amendment of Articles of Incorporation has been duly approved by the Board of Directors.

We declare under penalty of perjury under the laws of the State of California that the matters set forth in this certificate are true and correct of our own knowledge.

Executed in the County of Orange, State of California on February ^{18th} 2011.

The Nima Taghavi Foundation
A California nonprofit corporation

By: 
Nima Taghavi, President

By: 
Jennifer Schilling, Secretary

FORM 990PF, PART VIII - LIST OF OFFICERS, DIRECTORS, AND TRUSTEES

ATTACHMENT 8

<u>NAME AND ADDRESS</u>	<u>TITLE AND AVERAGE HOURS PER WEEK DEVOTED TO POSITION</u>	<u>COMPENSATION</u>	<u>CONTRIBUTIONS TO EMPLOYEE BENEFIT PLANS</u>	<u>EXPENSE ACCT AND OTHER ALLOWANCES</u>
NIMA TAGHAVI 3100 S. SUSAN STREET SANTA ANA, CA 92704	PRESIDENT/AS REQ'D	0.	0.	0.
SHADI GHAZI 3100 S. SUSAN STREET SANTA ANA, CA 92704	SECRETARY & TREASURER/AS REQ'D	0.	0.	0.
<u>GRAND TOTALS</u>		<u>0.</u>	<u>0.</u>	<u>0.</u>

FORM 990FE, PART XV - GRANTS AND CONTRIBUTIONS PAID DURING THE YEAR

ATTACHMENT 9

RECIPIENT NAME AND ADDRESS	RELATIONSHIP TO SUBSTANTIAL CONTRIBUTOR AND FOUNDATION STATUS OF RECIPIENT	PURPOSE OF GRANT OR CONTRIBUTION	AMOUNT
SADDLEBACK CHURCH 1 SADDLEBACK PARKWAY LAKE FOREST, CA 92630	EXEMPT	WORK IN EDUCATION, SPIRITUAL AND SOCIAL DEVELOPMENT OF THE YOUTH	10,000.
MIRACLE RANCH CHILDREN'S HOME P O. BOX 51898 IRVINE, CA 92619	EXEMPT	PROVIDE FOR THE CARE, NURTURE, AND OVERALL DEVELOPMENT OF EACH CHILD	16,500
URBAN PROMISE MINISTRIES P O BOX 1479 CAMDEN, NJ 08105	EXEMPT	WORK IN EDUCATION, SPIRITUAL AND SOCIAL DEVELOPMENT OF THE YOUTH	10,000
WILLIAM J CLINTON FOUNDATION 1200 PRESIDENT CLINTON AVENUE LITTLE ROCK, AR 72201	EXEMPT	HELP MAKE A DIFFERENCE AND IMPROVE THE LIVES OF MORE PEOPLE AROUND THE WORLD	5,000.
ORANGWOOD CHILDREN'S FOUNDATION 1575 E 17TH STREET SANTA ANA, CA 92705	EXEMPT	PREVENT AND TREAT CHILD ABUSE	5,000
TOTAL CONTRIBUTIONS PAID			<u>46,500</u>

TAGHAVI FOUNDATION C08469444

From 01-Dec-2009 To 30-Nov-2010

Realized Gains/Losses

Base Currency: USD

Gain Type	Gains	Losses	Total
Short-Term	17,015 92	-4,081 51	12,934 41
Long-Term	25,115 59	-25,871 81	-756 22
Total Realized Gains/Losses	42,131 51	-29,953 32	12,178 19

Symbol	Description	Trade Date	Date Sold / Covered	Qty	Proceeds (Base)	Cost (Base)	Gain/Loss (Base)	Days Held	Gain Type	Issue Ccy	Acct Number
AAPL	APPLE, INC CMN	15-Jan-2009	23-Feb-2010	3	592 91	243 210	349 70	404	Long-Term	USD	027-27681-5
AAPL	APPLE, INC CMN	15-Jan-2009	21-Jul-2010	7	1,813 06	567 480	1,245 58	552	Long-Term	USD	027-27681-5
AAPL	APPLE, INC CMN	15-Jan-2009	22-Jul-2010	1	299 58	81 070	178 51	553	Long-Term	USD	027-27681-5
AAPL	APPLE, INC CMN	15-Jan-2009	02-Nov-2010	1	308 54	81 070	227 47	656	Long-Term	USD	027-27681-5
ADM	ARCHER DANIELS MIDLAND CO CMN	15-Jun-2010	02-Nov-2010	5	155 84	133 290	22 56	140	Short-Term	USD	027-27680-7
AEP	AMERICAN ELECTRIC POWER INC CMN	10-Jun-2010	21-Jul-2010	5	175 44	162 050	13 39	41	Short-Term	USD	027-27680-7
AFL	AFLAC INCORPORATED CMN	07-May-2009	21-Jul-2010	4	188 11	133 480	54 64	440	Long-Term	USD	027-27680-7
AFL	AFLAC INCORPORATED CMN	07-May-2009	13-Aug-2010	18	862 38	600 640	261 74	463	Long-Term	USD	027-27680-7
AFL	AFLAC INCORPORATED CMN	07-May-2009	02-Nov-2010	3	168 68	100 110	68 57	544	Long-Term	USD	027-27680-7
AFL	AFLAC INCORPORATED CMN	07-May-2009	19-Nov-2010	20	1,084 68	667 380	417 31	561	Long-Term	USD	027-27680-7
ALTR	ALTERA CORP CMN	01-Mar-2010	22-Jul-2010	7	198 72	174 090	24 63	143	Short-Term	USD	027-27681-5
ALTR	ALTERA CORP CMN	01-Mar-2010	30-Sep-2010	108	3,279 51	2,685 890	593 62	213	Short-Term	USD	027-27681-5
AMGN	AMGEN INC CMN	03-Sep-2010	11-Nov-2010	52	2,840 25	2,744 170	96 08	69	Short-Term	USD	027-27680-7
AMT	AMERICAN TOWER CORPORATION CMN CLASS A	02-Mar-2006	23-Feb-2010	14	599 05	441 140	157 91	1,454	Long-Term	USD	027-27681-5
AMT	AMERICAN TOWER CORPORATION CMN CLASS A	02-Mar-2006	22-Jul-2010	9	414 71	283 590	131 12	1,603	Long-Term	USD	027-27681-5
AMT	AMERICAN TOWER CORPORATION CMN CLASS A	02-Mar-2006	04-Oct-2010	22	1,121 13	693 220	427 91	1,677	Long-Term	USD	027-27681-5
AMT	AMERICAN TOWER CORPORATION CMN CLASS A	02-Mar-2006	02-Nov-2010	5	259 24	157 550	101 69	1,706	Long-Term	USD	027-27681-5

Symbol	Description	Trade Date	Date Sold / Covered	Qty	Proceeds (Base)	Cost (Base)	Gain/Loss (Base)	Days Held	Gain Type	Issue Ccy	Acct Number
AMX	AMERICA MOVIL SAB DE CV SPONSORED ADR CMN SERIES L	02-Mar-2006	21-Jul-2010	4	195 56	141 810	53 75	1,602	Long-Term	USD	027-27679-9
AMX	AMERICA MOVIL SAB DE CV SPONSORED ADR CMN SERIES L	23-Aug-2007	21-Jul-2010	4	195 56	236 770	-41 21	1,063	Long-Term	USD	027-27679-9
APA	APACHE CORP CMN	09-Oct-2009	25-Feb-2010	9	907 84	900 510	7 33	139	Short-Term	USD	027-27680-7
APA	APACHE CORP CMN	09-Oct-2009	03-Mar-2010	9	954 20	900 510	53 69	145	Short-Term	USD	027-27680-7
APA	APACHE CORP CMN	09-Oct-2009	04-Mar-2010	19	1,987 79	1,901 080	86 71	146	Short-Term	USD	027-27680-7
ARMH	ARM HOLDINGS PLC SPON ADR SPONSORED ADR CMN	08-May-2007	07-Jan-2010	23	216 20	194 670	21 53	975	Long-Term	USD	027-27679-9
ARMH	ARM HOLDINGS PLC SPON ADR SPONSORED ADR CMN	12-Oct-2007	08-Jan-2010	2	18 48	18 930	-0 45	819	Long-Term	USD	027-27679-9
ARMH	ARM HOLDINGS PLC SPON ADR SPONSORED ADR CMN	08-May-2007	08-Jan-2010	45	415 80	380 880	34 92	976	Long-Term	USD	027-27679-9
ARMH	ARM HOLDINGS PLC SPON ADR SPONSORED ADR CMN	12-Oct-2007	01-Feb-2010	5	45 10	47 290	-2 19	843	Long-Term	USD	027-27679-9
ARMH	ARM HOLDINGS PLC SPON ADR SPONSORED ADR CMN	12-Oct-2007	01-Feb-2010	50	451 03	473 200	-22 18	843	Long-Term	USD	027-27679-9
ARMH	ARM HOLDINGS PLC SPON ADR SPONSORED ADR CMN	12-Oct-2007	24-Feb-2010	36	339 47	340 480	-1 01	866	Long-Term	USD	027-27679-9
ARMH	ARM HOLDINGS PLC SPON ADR SPONSORED ADR CMN	12-Oct-2007	12-Apr-2010	29	317 50	274 270	43 23	913	Long-Term	USD	027-27679-9
ARMH	ARM HOLDINGS PLC SPON ADR SPONSORED ADR CMN	07-Dec-2007	10-Jun-2010	13	159 92	106 480	53 44	916	Long-Term	USD	027-27679-9
ARMH	ARM HOLDINGS PLC SPON ADR SPONSORED ADR CMN	12-Oct-2007	10-Jun-2010	20	246 04	189 150	56 88	972	Long-Term	USD	027-27679-9
ARMH	ARM HOLDINGS PLC SPON ADR SPONSORED ADR CMN	07-Dec-2007	13-Jul-2010	30	418 78	245 730	173 05	949	Long-Term	USD	027-27679-9
ARMH	ARM HOLDINGS PLC SPON ADR SPONSORED ADR CMN	07-Dec-2007	14-Jul-2010	19	276 18	155 630	120 56	950	Long-Term	USD	027-27679-9
ARMH	ARM HOLDINGS PLC SPON ADR SPONSORED ADR CMN	10-Dec-2007	14-Jul-2010	11	159 90	90 210	69 69	947	Long-Term	USD	027-27679-9
ARMH	ARM HOLDINGS PLC SPON ADR SPONSORED ADR CMN	10-Dec-2007	02-Aug-2010	36	560 06	295 230	264 83	966	Long-Term	USD	027-27679-9
AVP	AVON PRODUCTS INC CMN	07-May-2010	12-Oct-2010	20	680 79	572 970	107 82	158	Short-Term	USD	027-27681-5
BA	BOEING COMPANY CMN	25-Jul-2008	22-Feb-2010	14	897 75	887 290	10 46	577	Long-Term	USD	027-27680-7
BA	BOEING COMPANY CMN	25-Jul-2008	16-Mar-2010	15	1,028 80	950 670	78 13	599	Long-Term	USD	027-27680-7

Symbol	Description	Trade Date	Date Sold / Covered	Qty	Proceeds (Base)	Cost (Base)	Gain/Loss (Base)	Days Held	Gain Type	Issue Coy	Acct Number
BA	BOEING COMPANY CMN	03-Sep-2008	01-Jul-2010	8	497 03	527 240	-30 22	666	Long-Term	USD	027-27680-7
BA	BOEING COMPANY CMN	25-Jul-2008	01-Jul-2010	3	186 39	190 130	-3 75	706	Long-Term	USD	027-27680-7
BAC	BANK OF AMERICA CORP CMN	13-Apr-2009	21-Jul-2010	20	269 19	218 620	50 57	464	Long-Term	USD	027-27680-7
BAC	BANK OF AMERICA CORP CMN	13-Apr-2009	15-Nov-2010	18	220 67	186 760	23 91	581	Long-Term	USD	027-27680-7
BAX	BAXTER INTERNATIONAL INC CMN	11-Jan-2008	27-Oct-2010	8	404 95	509 340	-104 39	1,020	Long-Term	USD	027-27680-7
BAX	BAXTER INTERNATIONAL INC CMN	26-May-2006	27-Oct-2010	23	1,164 24	881 360	282 88	1,615	Long-Term	USD	027-27680-7
BAX	BAXTER INTERNATIONAL INC CMN	11-Jan-2008	15-Nov-2010	4	204 99	254 870	-49 68	1,039	Long-Term	USD	027-27680-7
BAX	BAXTER INTERNATIONAL INC CMN	11-Jan-2008	23-Feb-2010	8	457 59	508 470	-50 88	774	Long-Term	USD	027-27681-5
BAX	BAXTER INTERNATIONAL INC CMN	11-Jan-2008	22-Jul-2010	7	303 58	444 910	-141 33	923	Long-Term	USD	027-27681-5
BAX	BAXTER INTERNATIONAL INC CMN	11-Jan-2008	15-Oct-2010	8	393 01	508 470	-115 46	1,008	Long-Term	USD	027-27681-5
BAX	BAXTER INTERNATIONAL INC CMN	24-Jan-2008	15-Oct-2010	15	736 90	935 720	-198 82	995	Long-Term	USD	027-27681-5
BBBY	BED BATH & BEYOND INC CMN	06-Apr-2010	17-Jun-2010	16	677 98	715 080	-37 10	72	Short-Term	USD	027-27680-7
BBBY	BED BATH & BEYOND INC CMN	05-Apr-2010	17-Jun-2010	11	466 11	495 190	-29 08	73	Short-Term	USD	027-27680-7
BBBY	BED BATH & BEYOND INC CMN	06-Apr-2010	02-Jul-2010	43	1,555 19	1,921 770	-366 58	87	Short-Term	USD	027-27680-7
BEN	FRANKLIN RESOURCES INC CMN	24-Oct-2008	15-Dec-2009	3	314 50	165 560	148 93	417	Long-Term	USD	027-27680-7
BEN	FRANKLIN RESOURCES INC CMN	19-Nov-2008	16-Dec-2009	5	518 44	253 970	264 47	392	Long-Term	USD	027-27680-7
BEN	FRANKLIN RESOURCES INC CMN	24-Oct-2008	16-Dec-2009	3	311 06	165 560	145 49	418	Long-Term	USD	027-27680-7
BEN	FRANKLIN RESOURCES INC CMN	19-Nov-2008	05-Jan-2010	9	976 41	457 140	519 27	412	Long-Term	USD	027-27680-7
BEN	FRANKLIN RESOURCES INC CMN	21-Jan-2009	15-Nov-2010	1	119 12	52 860	66 26	663	Long-Term	USD	027-27680-7
BEN	FRANKLIN RESOURCES INC CMN	19-Nov-2008	15-Nov-2010	1	119 12	50 790	68 32	726	Long-Term	USD	027-27680-7
BIB	BIODIEN IDEC INC CMN	25-Feb-2009	09-Feb-2010	16	863 82	821 120	42 70	349	Short-Term	USD	027-27680-7

Symbol	Description	Trade Date	Date Sold / Covered	Qty	Proceeds (Base)	Cost (Base)	Gain/Loss (Base)	Days Held	Gain Type	Issue Ccy	Acct Number
BIIB	BIOMGEN IDEC INC CMN	25-Feb-2009	21-Jul-2010	4	221 27	205 280	15 99	511	Long-Term	USD	027-27680-7
BIIB	BIOMGEN IDEC INC CMN	25-Feb-2009	30-Jul-2010	14	778 13	718 480	59 65	520	Long-Term	USD	027-27680-7
BIIB	BIOMGEN IDEC INC CMN	25-Feb-2009	15-Nov-2010	3	197 27	153 960	43 31	628	Long-Term	USD	027-27680-7
BIIB	BIOMGEN IDEC INC CMN	04-Aug-2009	19-Nov-2010	1	64 91	48 450	16 47	472	Long-Term	USD	027-27680-7
BIIB	BIOMGEN IDEC INC CMN	25-Feb-2009	19-Nov-2010	4	259 64	205 280	54 36	632	Long-Term	USD	027-27680-7
BIIB	BIOMGEN IDEC INC CMN	03-Aug-2009	19-Nov-2010	9	584 20	433 160	151 04	473	Long-Term	USD	027-27680-7
BIIB	BIOMGEN IDEC INC CMN	31-Dec-2009	23-Feb-2010	4	220 63	214 310	6 32	54	Short-Term	USD	027-27681-5
BIIB	BIOMGEN IDEC INC CMN	31-Dec-2009	06-Jul-2010	19	929 70	1,017 960	-88 26	187	Short-Term	USD	027-27681-5
BIIB	BIOMGEN IDEC INC CMN	31-Dec-2009	02-Nov-2010	4	251 03	214 310	36 72	306	Short-Term	USD	027-27681-5
BIIB	BIOMGEN IDEC INC CMN	31-Dec-2009	05-Nov-2010	32	1,984 82	1,714 450	270 36	309	Short-Term	USD	027-27681-5
BIIB	BIOMGEN IDEC INC CMN	04-Jan-2010	05-Nov-2010	17	1,054 43	914 590	139 84	305	Short-Term	USD	027-27681-5
BK	THE BANK OF NY MELLON CORP CMN	22-Oct-2009	02-Nov-2010	10	250 99	289 520	-38 53	376	Long-Term	USD	027-27680-7
BK	THE BANK OF NY MELLON CORP CMN	22-Oct-2009	19-Nov-2010	34	841 02	984 370	-43 35	393	Long-Term	USD	027-27680-7
BNPQY	BNP PARIBAS SPONSORED ADR CMN	15-May-2008	21-Jul-2010	12	362 99	655 980	-292 99	797	Long-Term	USD	027-27679-9
BP	BP P L C SPONSORED ADR CMN	05-Nov-2009	04-Feb-2010	14	754 40	817 270	-62 87	91	Short-Term	USD	027-27680-7
BP	BP P L C SPONSORED ADR CMN	05-Nov-2009	08-Feb-2010	15	793 68	875 640	-81 96	95	Short-Term	USD	027-27680-7
BP	BP P L C SPONSORED ADR CMN	05-Nov-2009	11-Feb-2010	2	108 17	116 750	-8 59	98	Short-Term	USD	027-27680-7
BP	BP P L C SPONSORED ADR CMN	17-Nov-2009	11-Feb-2010	17	919 40	1,009 340	-89 94	86	Short-Term	USD	027-27680-7
BP	BP P L C SPONSORED ADR CMN	03-Dec-2009	11-Feb-2010	16	865 32	930 780	-65 46	70	Short-Term	USD	027-27680-7
BRCM	BROADCOM CORP CL-A CMN CLASS A	09-Jun-2009	23-Feb-2010	10	306 89	273 730	33 16	259	Short-Term	USD	027-27681-5
BRCM	BROADCOM CORP CL-A CMN CLASS A	09-Jun-2009	04-Jun-2010	51	1,718 48	1,396 010	322 47	360	Short-Term	USD	027-27681-5
BRCM	BROADCOM CORP CL-A CMN CLASS A	24-Jul-2009	21-Jun-2010	4	141 94	105 460	36 48	332	Short-Term	USD	027-27681-5
BRCM	BROADCOM CORP CL-A CMN CLASS A	09-Jun-2009	21-Jun-2010	35	1,241 95	958 040	283 91	377	Long-Term	USD	027-27681-5
BRCM	BROADCOM CORP CL-A CMN CLASS A	24-Jul-2009	02-Aug-2010	19	692 39	500 910	191 48	374	Long-Term	USD	027-27681-5

Symbol	Description	Trade Date	Date Sold / Covered	Qty	Proceeds (Base)	Cost (Base)	Gain/Loss (Base)	Days Held	Gain Type	Issue Ccy	Acct Number
BRYY	BG GROUP PLC SPON ADR ADR CMN	02-Jul-2009	24-Feb-2010	5	448 49	427 830	20 66	237	Short-Term	USD	027-27679-9
BRYY	BG GROUP PLC SPON ADR ADR CMN	02-Jul-2009	11-Nov-2010	5	516 29	427 830	88 46	497	Long-Term	USD	027-27679-9
BSYB	BRITISH SKY BROADCASTING GROUP PLC AMERICAN DEPOSITORY SHARES (1 ADS = 4 ORDS)	19-Sep-2008	16-Jun-2010	21	871 92	671 320	200 60	635	Long-Term	USD	027-27679-9
BSYB	BRITISH SKY BROADCASTING GROUP PLC AMERICAN DEPOSITORY SHARES (1 ADS = 4 ORDS)	19-Sep-2008	30-Jun-2010	1	41 87	31 970	9 90	649	Long-Term	USD	027-27679-9
BSYB	BRITISH SKY BROADCASTING GROUP PLC AMERICAN DEPOSITORY SHARES (1 ADS = 4 ORDS)	30-Sep-2008	30-Jun-2010	9	376 85	265 580	111 27	638	Long-Term	USD	027-27679-9
CBG	CB RICHARD ELLIS GROUP, INC CMN CLASS A	19-Sep-2008	23-Feb-2010	32	416 63	471 980	-55 35	522	Long-Term	USD	027-27681-5
CBG	CB RICHARD ELLIS GROUP, INC CMN CLASS A	19-Sep-2008	25-Mar-2010	62	891 84	914 460	-22 62	552	Long-Term	USD	027-27681-5
CBG	CB RICHARD ELLIS GROUP, INC CMN CLASS A	19-Sep-2008	07-Apr-2010	43	699 53	634 230	65 31	565	Long-Term	USD	027-27681-5
CBG	CB RICHARD ELLIS GROUP, INC CMN CLASS A	19-Sep-2008	22-Jul-2010	16	232 79	235 990	-3 20	671	Long-Term	USD	027-27681-5
CBG	CB RICHARD ELLIS GROUP, INC CMN CLASS A	19-Sep-2008	14-Oct-2010	51	988 54	752 220	236 32	755	Long-Term	USD	027-27681-5
CBS	CBS CORPORATION CMN CLASS B	08-Mar-2010	01-Jul-2010	81	1,032 72	1,191 490	-158 77	115	Short-Term	USD	027-27680-7
CBS	CBS CORPORATION CMN CLASS B	08-Mar-2010	26-Aug-2010	61	834 08	897 300	-63 22	171	Short-Term	USD	027-27680-7
CBS	CBS CORPORATION CMN CLASS B	08-Mar-2010	27-Aug-2010	63	863 28	926 720	-63 44	172	Short-Term	USD	027-27680-7
CBS	CBS CORPORATION CMN CLASS B	08-Apr-2010	27-Aug-2010	62	849 57	922 640	-73 07	141	Short-Term	USD	027-27680-7
CBS	CBS CORPORATION CMN CLASS B	09-Apr-2010	27-Aug-2010	19	260 35	286 560	-26 21	140	Short-Term	USD	027-27680-7
CCH	COCA-COLA HELLENIC BOTTLING CO SPONSORED ADR CMN	07-May-2007	24-Mar-2010	12	328 67	341 610	-12 94	1,052	Long-Term	USD	027-27679-9

Symbol	Description	Trade Date	Date Sold / Covered	Qty	Proceeds (Base)	Cost (Base)	Gain/Loss (Base)	Days Held	Gain Type	Issue Ccy	Acct Number
CCH	COCA-COLA HELLENIC BOTTLING CO SPONSORED ADR CMN	07-May-2007	26-Mar-2010	6	163 23	170 810	-7 58	1,054	Long-Term	USD	027-27679-9
CCH	COCA-COLA HELLENIC BOTTLING CO SPONSORED ADR CMN	31-May-2007	26-Mar-2010	8	217 63	235 840	-18 21	1,030	Long-Term	USD	027-27679-9
CCH	COCA-COLA HELLENIC BOTTLING CO SPONSORED ADR CMN	31-May-2007	29-Mar-2010	8	217 32	235 840	-18 52	1,033	Long-Term	USD	027-27679-9
CCI	CROWN CASTLE INTL CORP COMMON STOCK	02-Mar-2006	23-Feb-2010	7	259 76	215 040	44 72	1,454	Long-Term	USD	027-27681-5
CCI	CROWN CASTLE INTL CORP COMMON STOCK	02-Mar-2006	22-Jul-2010	6	232 25	184 320	47 93	1,603	Long-Term	USD	027-27681-5
CCL	CARNIVAL CORPORATION CMN	27-Sep-2006	08-Feb-2010	11	367 61	511 220	-143 60	1,230	Long-Term	USD	027-27679-9
CCL	CARNIVAL CORPORATION CMN	30-Oct-2006	08-Feb-2010	1	33 42	49 270	-15 85	1,197	Long-Term	USD	027-27679-9
CCL	CARNIVAL CORPORATION CMN	30-Oct-2006	24-Feb-2010	10	354 29	492 720	-138 43	1,213	Long-Term	USD	027-27679-9
CCL	CARNIVAL CORPORATION CMN	30-Oct-2006	21-Jul-2010	13	411 70	640 540	-228 84	1,360	Long-Term	USD	027-27679-9
CEO	CNOOC LTD SPONSORED ADR CMN	05-Oct-2009	24-Feb-2010	3	473 15	404 100	69 05	142	Short-Term	USD	027-27679-9
CLF	CLIFFS NATURAL RESOURCES INC CMN	29-Jan-2010	16-Mar-2010	18	1,186 03	725 230	460 80	46	Short-Term	USD	027-27680-7
CLF	CLIFFS NATURAL RESOURCES INC CMN	29-Jan-2010	30-Apr-2010	52	3,358 95	2,095 120	1,263 83	91	Short-Term	USD	027-27680-7
CMCSA	COMCAST CORPORATION CMN CLASS A VOTING	02-Jul-2010	15-Nov-2010	10	206 24	173 850	32 39	136	Short-Term	USD	027-27680-7
CME	CME GROUP INC CMN CLASS A	22-Apr-2008	07-Jan-2010	4	1,364 10	1,913 900	-549 80	625	Long-Term	USD	027-27681-5
CME	CME GROUP INC CMN CLASS A	27-Aug-2008	23-Feb-2010	1	282 55	326 170	-43 62	545	Long-Term	USD	027-27681-5
CME	CME GROUP INC CMN CLASS A	27-Aug-2008	22-Jul-2010	1	280 93	326 170	-45 24	694	Long-Term	USD	027-27681-5
CME	CME GROUP INC CMN CLASS A	27-Aug-2008	02-Nov-2010	1	289 12	326 170	-37 05	797	Long-Term	USD	027-27681-5
CMHHY	CHINA MERCHANTS HOLDINGS (INTE UNSPONSORED ADR CMN)	12-Oct-2009	21-Jul-2010	11	388 07	358 200	29 87	282	Short-Term	USD	027-27679-9

Symbol	Description	Trade Date	Date Sold / Covered	Qty	Proceeds (Base)	Cost (Base)	Gain/Loss (Base)	Days Held	Gain Type	Issue Ccy	Acct Number
CMXHY	CSL LIMITED UNSPONSORED ADR CMN	21-Jan-2009	24-Feb-2010	22	339 67	238 650	101 02	399	Long-Term	USD	027-27679-9
CMXHY	CSL LIMITED UNSPONSORED ADR CMN	22-Jan-2009	16-Sep-2010	20	299 66	228 660	71 00	602	Long-Term	USD	027-27679-9
CMXHY	CSL LIMITED UNSPONSORED ADR CMN	21-Jan-2009	16-Sep-2010	21	314 64	227 810	86 84	603	Long-Term	USD	027-27679-9
CMXHY	CSL LIMITED UNSPONSORED ADR CMN	30-Jan-2009	17-Sep-2010	26	389 02	310 770	78 25	595	Long-Term	USD	027-27679-9
CMXHY	CSL LIMITED UNSPONSORED ADR CMN	22-Jan-2009	17-Sep-2010	5	74 81	57 170	17 65	603	Long-Term	USD	027-27679-9
CMXHY	CSL LIMITED UNSPONSORED ADR CMN	30-Jan-2009	20-Sep-2010	4	59 64	47 810	11 83	598	Long-Term	USD	027-27679-9
CMXHY	CSL LIMITED UNSPONSORED ADR CMN	13-Mar-2009	20-Sep-2010	32	477 08	345 780	131 30	556	Long-Term	USD	027-27679-9
CNI	CANADIAN NATIONAL RAILWAY CO CMN	14-Sep-2007	24-Feb-2010	6	314 89	335 860	-21 17	894	Long-Term	USD	027-27679-9
CNQ	CANADIAN NATURAL RESOURCES CMN	20-Aug-2009	24-Feb-2010	5	338 24	292 280	45 96	188	Short-Term	USD	027-27679-9
COST	COSTCO WHOLESAL CORPORATION CMN	24-Apr-2009	23-Feb-2010	7	425 31	333 180	92 14	305	Short-Term	USD	027-27681-5
COST	COSTCO WHOLESAL CORPORATION CMN	24-Apr-2009	22-Jul-2010	5	272 64	237 980	34 66	454	Long-Term	USD	027-27681-5
COV	COVIDIEN PLC CMN	28-Oct-2009	24-May-2010	63	2,631 94	2,666 350	-34 41	208	Short-Term	USD	027-27680-7
CSCO	CISCO SYSTEMS, INC CMN	19-Aug-2009	29-Apr-2010	44	1,208 48	937 780	270 70	253	Short-Term	USD	027-27680-7
CSCO	CISCO SYSTEMS, INC CMN	19-Aug-2009	02-Nov-2010	10	231 09	213 130	17 96	440	Long-Term	USD	027-27680-7
CSCO	CISCO SYSTEMS, INC CMN	19-Aug-2009	19-Nov-2010	48	938 56	1,023 040	-84 48	457	Long-Term	USD	027-27680-7
CSCO	CISCO SYSTEMS, INC CMN	30-Sep-2009	19-Nov-2010	55	1,075 43	1,304 710	-229 28	415	Long-Term	USD	027-27680-7
CSCO	CISCO SYSTEMS, INC CMN	01-Oct-2009	19-Nov-2010	77	1,505 60	1,791 120	-285 52	414	Long-Term	USD	027-27680-7
CSCO	CISCO SYSTEMS, INC CMN	02-Mar-2006	23-Feb-2010	20	478 79	418 200	60 59	1,454	Long-Term	USD	027-27681-5
CSCO	CISCO SYSTEMS, INC CMN	02-Mar-2006	22-Jul-2010	14	325 07	292 740	32 33	1,603	Long-Term	USD	027-27681-5
CSCO	CISCO SYSTEMS, INC CMN	02-Mar-2006	02-Nov-2010	11	254 20	230 010	24 19	1,706	Long-Term	USD	027-27681-5
CVS	CVS CAREMARK CORPORATION CMN	06-May-2010	02-Nov-2010	8	246 31	281 540	-35 23	180	Short-Term	USD	027-27680-7
CVX	CHEVRON CORPORATION CMN	29-Oct-2009	23-Dec-2009	21	1,624 52	1,639 750	-15 23	55	Short-Term	USD	027-27680-7
CVX	CHEVRON CORPORATION CMN	29-Oct-2009	15-Jan-2010	14	1,102 73	1,093 170	9 56	78	Short-Term	USD	027-27680-7

Symbol	Description	Trade Date	Date Sold / Covered	Qty	Proceeds (Base)	Cost (Base)	Gain/Loss (Base)	Days Held	Gain Type	Issue Ccy	Acct Number
CVX	CHEVRON CORPORATION CMN	23-Nov-2009	15-Jan-2010	11	866 43	866 220	0 21	53	Short-Term	USD	027-27680-7
DASTY	DASSAULT SYSTEMES SA SPONSORED ADR CMN	25-Jan-2008	24-Feb-2010	6	341 09	317 590	23 50	761	Long-Term	USD	027-27679-9
DBOEY	DEUTSCHE BOERSE AG UNSPONSORED ADR CMN	16-Apr-2009	03-Feb-2010	70	455 66	462 130	-6 47	293	Short-Term	USD	027-27679-9
DBOEY	DEUTSCHE BOERSE AG UNSPONSORED ADR CMN	16-Apr-2009	04-Feb-2010	42	275 42	277 280	-1 86	284	Short-Term	USD	027-27679-9
DBOEY	DEUTSCHE BOERSE AG UNSPONSORED ADR CMN	22-Apr-2009	04-Feb-2010	107	701 66	674 970	26 69	288	Short-Term	USD	027-27679-9
DBOEY	DEUTSCHE BOERSE AG UNSPONSORED ADR CMN	05-Jun-2009	04-Feb-2010	56	387 22	494 640	-127 42	244	Short-Term	USD	027-27679-9
DBOEY	DEUTSCHE BOERSE AG UNSPONSORED ADR CMN	08-May-2009	04-Feb-2010	119	780 35	885 170	-104 83	272	Short-Term	USD	027-27679-9
DBOEY	DEUTSCHE BOERSE AG UNSPONSORED ADR CMN	20-Oct-2009	04-Feb-2010	27	177 05	248 570	-71 52	107	Short-Term	USD	027-27679-9
DISH	DISH NETWORK CORPORATION CMN CLASS A	29-Jun-2009	02-Nov-2010	11	222 41	176 650	45 76	491	Long-Term	USD	027-27680-7
DOW	DOW CHEMICAL CO CMN	11-May-2009	07-Jan-2010	26	806 80	445 390	361 42	241	Short-Term	USD	027-27680-7
DOW	DOW CHEMICAL CO CMN	21-May-2009	07-Jan-2010	49	1,520 51	844 650	675 86	231	Short-Term	USD	027-27680-7
DOW	DOW CHEMICAL CO CMN	21-May-2009	07-May-2010	38	990 87	655 040	335 83	351	Short-Term	USD	027-27680-7
DOW	DOW CHEMICAL CO CMN	11-Sep-2009	07-May-2010	60	1,564 53	1,397 150	167 38	238	Short-Term	USD	027-27680-7
DOW	DOW CHEMICAL CO CMN	09-Oct-2009	07-May-2010	62	1,616 68	1,618 970	-2 29	210	Short-Term	USD	027-27680-7
DOW	DOW CHEMICAL CO CMN	27-May-2010	02-Nov-2010	9	281 24	248 490	32 75	159	Short-Term	USD	027-27680-7
DTV	DIRECTV CMN	08-Oct-2009	04-Mar-2010	68	2,329 94	1,855 890	474 05	147	Short-Term	USD	027-27680-7
DTV	DIRECTV CMN	20-Nov-2009	04-Mar-2010	35	1,199 23	1,108 180	91 05	104	Short-Term	USD	027-27680-7
EDU	NEW ORIENTAL ED & TECH GRP SPONSORED ADR CMN	11-Sep-2009	21-Jul-2010	1	95 65	74 110	21 54	313	Short-Term	USD	027-27679-9
EDU	NEW ORIENTAL ED & TECH GRP SPONSORED ADR CMN	09-Sep-2009	21-Jul-2010	3	286 94	212 530	74 41	315	Short-Term	USD	027-27679-9
EMC	EMC CORPORATION MASS CMN	28-Apr-2010	02-Nov-2010	12	256 91	233 490	23 42	188	Short-Term	USD	027-27680-7
EMR	EMERSON ELECTRIC CO CMN	21-Apr-2009	21-Jul-2010	4	189 31	127 310	62 00	456	Long-Term	USD	027-27680-7
EMR	EMERSON ELECTRIC CO CMN	21-Apr-2009	27-Sep-2010	19	1,014 61	604 720	409 90	524	Long-Term	USD	027-27680-7
EOG	EOG RESOURCES INC CMN	21-Oct-2008	30-Dec-2009	4	395 93	292 230	103 70	435	Long-Term	USD	027-27680-7

Symbol	Description	Trade Date	Date Sold / Covered	Qty	Proceeds (Base)	Cost (Base)	Gain/Loss (Base)	Days Held	Gain Type	Issue Ccy	Acct Number
EOG	EOG RESOURCES INC CMN	26-Jun-2008	30-Dec-2009	3	296 95	380 960	-84 01	552	Long-Term	USD	027-27680-7
EOG	EOG RESOURCES INC CMN	21-Oct-2008	05-Jan-2010	8	785 65	584 470	201 18	441	Long-Term	USD	027-27680-7
EOG	EOG RESOURCES INC CMN	23-Jun-2008	29-Dec-2009	7	698 16	940 810	-242 64	554	Long-Term	USD	027-27680-7
EOG	EOG RESOURCES INC CMN	26-Jun-2008	29-Dec-2009	1	99 74	126 990	-27 25	551	Long-Term	USD	027-27680-7
EOG	EOG RESOURCES INC CMN	21-Oct-2008	27-Jan-2010	6	549 86	438 350	111 51	463	Long-Term	USD	027-27680-7
EOG	EOG RESOURCES INC CMN	18-Feb-2009	27-Jan-2010	3	274 93	169 830	105 11	343	Short-Term	USD	027-27680-7
EOG	EOG RESOURCES INC CMN	20-Jul-2009	14-Jun-2010	7	763 50	498 760	264 74	329	Short-Term	USD	027-27680-7
EOG	EOG RESOURCES INC CMN	18-Feb-2009	14-Jun-2010	10	1,090 71	566 090	524 63	481	Long-Term	USD	027-27680-7
EOG	EOG RESOURCES INC CMN	12-Oct-2009	30-Jun-2010	9	899 26	816 530	82 73	261	Short-Term	USD	027-27680-7
EOG	EOG RESOURCES INC CMN	20-Jul-2009	30-Jun-2010	5	499 59	356 250	143 33	345	Short-Term	USD	027-27680-7
EOG	EOG RESOURCES INC CMN	11-Feb-2010	30-Jun-2010	9	899 26	813 580	85 68	139	Short-Term	USD	027-27680-7
EOG	EOG RESOURCES INC CMN	10-May-2010	30-Jun-2010	12	1,199 01	1,271 220	-72 21	51	Short-Term	USD	027-27680-7
EOG	EOG RESOURCES INC CMN	13-Oct-2009	21-Dec-2009	22	2,082 91	1,963 270	119 64	69	Short-Term	USD	027-27681-5
EQIX	EQUINIX INC CMN	25-Jul-2008	19-Jan-2010	14	1,436 22	1,320 400	115 82	543	Long-Term	USD	027-27681-5
EQIX	EQUINIX INC CMN	25-Jul-2008	23-Feb-2010	4	373 51	377 260	-3 75	578	Long-Term	USD	027-27681-5
EQIX	EQUINIX INC CMN	25-Jul-2008	22-Jul-2010	3	260 84	282 940	-22 10	727	Long-Term	USD	027-27681-5
EQIX	EQUINIX INC CMN	28-Jul-2008	06-Oct-2010	4	281 31	361 280	-79 97	800	Long-Term	USD	027-27681-5
EQIX	EQUINIX INC CMN	25-Jul-2008	06-Oct-2010	7	492 29	660 200	-167 91	803	Long-Term	USD	027-27681-5
ESRX	EXPRESS SCRIPTS COMMON CMN	08-Jun-2009	02-Dec-2009	15	1,306 83	960 700	346 13	177	Short-Term	USD	027-27681-5
ESRX	EXPRESS SCRIPTS COMMON CMN	08-Jun-2009	15-Dec-2009	12	1,063 57	768 560	295 01	190	Short-Term	USD	027-27681-5
ESRX	EXPRESS SCRIPTS COMMON CMN	08-Jun-2009	17-Dec-2009	3	255 36	192 140	63 24	192	Short-Term	USD	027-27681-5
ESRX	EXPRESS SCRIPTS COMMON CMN	09-Jun-2009	17-Dec-2009	16	1,362 04	1,022 090	339 95	191	Short-Term	USD	027-27681-5
ESRX	EXPRESS SCRIPTS COMMON CMN	09-Jun-2009	23-Feb-2010	3	262 94	191 640	71 30	259	Short-Term	USD	027-27681-5
ESRX	EXPRESS SCRIPTS COMMON CMN	29-Jul-2009	13-May-2010	2	208 08	142 940	65 15	288	Short-Term	USD	027-27681-5
ESRX	EXPRESS SCRIPTS COMMON CMN	09-Jun-2009	13-May-2010	3	312 13	191 640	120 48	338	Short-Term	USD	027-27681-5
ESRX	EXPRESS SCRIPTS COMMON CMN	29-Jul-2009	26-Jul-2010	38	1,635 72	1,357 890	277 83	362	Short-Term	USD	027-27681-5
ESRX	EXPRESS SCRIPTS COMMON CMN	21-Aug-2009	26-Jul-2010	32	1,377 45	1,130 380	247 07	339	Short-Term	USD	027-27681-5

Symbol	Description	Trade Date	Date Sold / Covered	Qty	Proceeds (Base)	Cost (Base)	Gain/Loss (Base)	Days Held	Gain Type	Issue Ccy	Acct Number
ETR	ENTERGY CORPORATION CMN	02-Mar-2006	28-Sep-2010	14	1,079.89	1,001.280	78.61	1,671	Long-Term	USD	027-27680-7
F	FORD MOTOR COMPANY CMN	26-Mar-2010	02-Nov-2010	15	215.09	208.800	6.29	221	Short-Term	USD	027-27680-7
FANUY	FANUC LIMITED UNSPONSORED ADR CMN	16-Dec-2008	08-Feb-2010	8	389.99	262.380	127.61	419	Long-Term	USD	027-27679-9
FANUY	FANUC LIMITED UNSPONSORED ADR CMN	16-Dec-2008	28-Apr-2010	9	535.42	295.180	240.24	498	Long-Term	USD	027-27679-9
FANUY	FANUC LIMITED UNSPONSORED ADR CMN	16-Dec-2008	11-Nov-2010	5	373.69	163.990	209.70	695	Long-Term	USD	027-27679-9
FE	FIRSTENERGY CORP CMN	26-Mar-2007	26-Feb-2010	29	1,123.41	1,917.360	-793.95	1,068	Long-Term	USD	027-27680-7
FE	FIRSTENERGY CORP CMN	23-Mar-2007	26-Feb-2010	13	503.60	857.240	-353.65	1,071	Long-Term	USD	027-27680-7
FE	FIRSTENERGY CORP CMN	26-Mar-2007	20-Apr-2010	53	2,000.61	3,504.140	-1,503.53	1,121	Long-Term	USD	027-27680-7
FE	FIRSTENERGY CORP CMN	27-Mar-2007	20-Apr-2010	10	377.47	663.650	-286.18	1,120	Long-Term	USD	027-27680-7
FLIDY	FLSMIDTH & CO A/S SPONSORED ADR CMN	24-Aug-2009	05-Jan-2010	77	564.95	393.220	171.73	134	Short-Term	USD	027-27679-9
FLIDY	FLSMIDTH & CO A/S SPONSORED ADR CMN	24-Aug-2009	21-Jul-2010	23	151.79	117.460	34.34	331	Short-Term	USD	027-27679-9
FLIDY	FLSMIDTH & CO A/S SPONSORED ADR CMN	25-Aug-2009	21-Jul-2010	22	145.20	115.070	30.13	330	Short-Term	USD	027-27679-9
FLIDY	FLSMIDTH & CO A/S SPONSORED ADR CMN	25-Aug-2009	17-Nov-2010	54	405.34	282.430	122.91	449	Long-Term	USD	027-27679-9
FMS	FRESENIUS MEDICAL CARE AG & CO KGAA SPONSORED ADR CMN	13-Mar-2009	08-Feb-2010	8	398.87	308.900	89.97	332	Short-Term	USD	027-27679-9
FMS	FRESENIUS MEDICAL CARE AG & CO KGAA SPONSORED ADR CMN	13-Mar-2009	24-Feb-2010	8	416.55	308.900	107.65	348	Short-Term	USD	027-27679-9
FMS	FRESENIUS MEDICAL CARE AG & CO KGAA SPONSORED ADR CMN	13-Mar-2009	11-Nov-2010	7	427.20	270.290	156.91	608	Long-Term	USD	027-27679-9
GE	GENERAL ELECTRIC CO CMN	23-Dec-2009	21-Jun-2010	78	1,268.57	1,201.060	67.51	180	Short-Term	USD	027-27680-7
GE	GENERAL ELECTRIC CO CMN	23-Dec-2009	21-Jul-2010	12	177.11	184.780	-7.67	210	Short-Term	USD	027-27680-7
GILD	GILEAD SCIENCES CMN	30-Jun-2009	23-Feb-2010	4	189.71	187.040	2.67	238	Short-Term	USD	027-27681-5
GILD	GILEAD SCIENCES CMN	30-Jun-2009	02-Nov-2010	6	241.67	280.560	-38.89	490	Long-Term	USD	027-27681-5
GIS	GENERAL MILLS INC CMN	12-Dec-2008	06-Jan-2010	8	566.35	484.160	82.19	390	Long-Term	USD	027-27680-7

Symbol	Description	Trade Date	Date Sold / Covered	Qty	Proceeds (Base)	Cost (Base)	Gain/Loss (Base)	Days Held	Gain Type	Issue Ccy	Acct Number
GIS	GENERAL MILLS INC CMN	15-Dec-2008	06-Jan-2010	18	1,274.28	1,085.210	189.07	387	Long-Term	USD	027-27680-7
GIS	GENERAL MILLS INC CMN	09-Feb-2010	15-Jun-2010	37	1,414.80	1,285.430	129.37	126	Short-Term	USD	027-27680-7
GIS	GENERAL MILLS INC CMN	09-Feb-2010	02-Nov-2010	7	257.80	243.190	14.61	266	Short-Term	USD	027-27680-7
HAL	HALLIBURTON COMPANY CMN	10-Sep-2009	03-Dec-2009	36	1,031.29	924.890	106.40	84	Short-Term	USD	027-27680-7
HAL	HALLIBURTON COMPANY CMN	10-Sep-2009	20-Jan-2010	31	1,032.43	796.430	236.00	132	Short-Term	USD	027-27680-7
HAL	HALLIBURTON COMPANY CMN	10-Sep-2009	26-Jan-2010	4	122.87	102.770	20.10	138	Short-Term	USD	027-27680-7
HAL	HALLIBURTON COMPANY CMN	14-Sep-2009	26-Jan-2010	21	645.06	548.390	96.67	134	Short-Term	USD	027-27680-7
HAL	HALLIBURTON COMPANY CMN	14-Sep-2009	24-Feb-2010	14	419.24	365.600	53.64	163	Short-Term	USD	027-27680-7
HAL	HALLIBURTON COMPANY CMN	01-Oct-2009	24-Feb-2010	16	479.13	427.590	51.54	146	Short-Term	USD	027-27680-7
HAL	HALLIBURTON COMPANY CMN	01-Oct-2009	23-Jun-2010	17	437.79	454.310	-16.52	265	Short-Term	USD	027-27680-7
HAL	HALLIBURTON COMPANY CMN	16-Oct-2009	23-Jun-2010	26	669.56	799.300	-129.74	250	Short-Term	USD	027-27680-7
HAL	HALLIBURTON COMPANY CMN	20-Oct-2009	23-Jun-2010	27	695.31	832.790	-137.48	246	Short-Term	USD	027-27680-7
HAL	HALLIBURTON COMPANY CMN	29-Apr-2010	12-Aug-2010	12	339.25	397.920	-58.66	105	Short-Term	USD	027-27680-7
HAL	HALLIBURTON COMPANY CMN	20-Oct-2009	12-Aug-2010	23	650.24	709.410	-59.18	296	Short-Term	USD	027-27680-7
HAL	HALLIBURTON COMPANY CMN	29-Apr-2010	28-Sep-2010	25	811.96	828.990	-17.03	152	Short-Term	USD	027-27680-7
HAL	HALLIBURTON COMPANY CMN	27-May-2010	28-Sep-2010	6	194.87	160.180	34.69	124	Short-Term	USD	027-27680-7
HAL	HALLIBURTON COMPANY CMN	27-May-2010	15-Nov-2010	5	180.29	133.490	46.80	172	Short-Term	USD	027-27680-7
HAL	HALLIBURTON COMPANY CMN	21-Dec-2009	23-Feb-2010	8	243.03	242.770	0.26	64	Short-Term	USD	027-27681-5
HAL	HALLIBURTON COMPANY CMN	21-Dec-2009	22-Jul-2010	11	334.72	333.810	0.92	213	Short-Term	USD	027-27681-5
HAL	HALLIBURTON COMPANY CMN	21-Dec-2009	02-Nov-2010	7	218.53	212.420	6.11	316	Short-Term	USD	027-27681-5
HAL	HALLIBURTON COMPANY CMN	21-Dec-2009	04-Nov-2010	26	843.52	788.990	54.53	318	Short-Term	USD	027-27681-5

Symbol	Description	Trade Date	Date Sold / Covered	Qty	Proceeds (Base)	Cost (Base)	Gain/Loss (Base)	Days Held	Gain Type	Issue Ccy	Acct Number
HES	HESS CORPORATION CMN	23-Dec-2009	07-May-2010	20	1,146 07	1,185 260	-39 19	135	Short-Term	USD	027-27680-7
HES	HESS CORPORATION CMN	04-Jan-2010	10-May-2010	13	764 00	820 620	-56 62	126	Short-Term	USD	027-27680-7
HES	HESS CORPORATION CMN	27-Jan-2010	10-May-2010	16	940 31	930 210	10 10	103	Short-Term	USD	027-27680-7
HES	HESS CORPORATION CMN	23-Dec-2009	10-May-2010	13	764 00	770 420	-6 41	138	Short-Term	USD	027-27680-7
HES	HESS CORPORATION CMN	05-Jan-2010	10-May-2010	16	940 31	1,013 610	-73 30	125	Short-Term	USD	027-27680-7
HKXC	HONG KONG EXCHANGES & CLEARING UNSPONSORED ADR CMN	13-Mar-2009	24-Feb-2010	22	372 89	174 580	198 32	348	Short-Term	USD	027-27679-9
HKXC	HONG KONG EXCHANGES & CLEARING UNSPONSORED ADR CMN	13-Mar-2009	11-Nov-2010	15	364 94	119 030	245 91	608	Long-Term	USD	027-27679-9
HLPP	HANG LUNG PPTYS LTD SPONSORED ADR CMN	08-Nov-2007	21-Jul-2010	6	124 20	135 120	-10 92	986	Long-Term	USD	027-27679-9
HLPP	HANG LUNG PPTYS LTD SPONSORED ADR CMN	07-Nov-2007	21-Jul-2010	14	289 79	316 220	-26 42	987	Long-Term	USD	027-27679-9
HLPP	HANG LUNG PPTYS LTD SPONSORED ADR CMN	08-Nov-2007	13-Sep-2010	25	593 72	562 990	30 74	1 040	Long-Term	USD	027-27679-9
HNNMY	HENNES & MAURITZ AB ADR CMN	10-Jun-2008	24-Feb-2010	32	381 43	354 360	27 07	624	Long-Term	USD	027-27679-9
HNNMY	HENNES & MAURITZ AB ADR CMN	10-Jun-2008	21-Jul-2010	70	423 49	387 580	35 91	771	Long-Term	USD	027-27679-9
HON	HONEYWELL INTL INC CMN	18-Sep-2008	21-Jul-2010	6	247 37	261 180	-13 81	671	Long-Term	USD	027-27680-7
HON	HONEYWELL INTL INC CMN	18-Sep-2008	15-Nov-2010	4	190 99	174 120	16 87	788	Long-Term	USD	027-27680-7
HON	HONEYWELL INTL INC CMN	18-Sep-2008	19-Nov-2010	17	839 72	740 010	99 71	792	Long-Term	USD	027-27680-7
HPQ	HEWLETT-PACKARD CO CMN	09-Jan-2008	22-Mar-2010	10	525 57	436 290	89 27	803	Long-Term	USD	027-27680-7
HPQ	HEWLETT-PACKARD CO CMN	18-Apr-2007	22-Mar-2010	10	525 57	408 700	116 87	1,069	Long-Term	USD	027-27680-7
HPQ	HEWLETT-PACKARD CO CMN	17-Apr-2007	22-Mar-2010	12	630 68	491 120	139 56	1,070	Long-Term	USD	027-27680-7
HPQ	HEWLETT-PACKARD CO CMN	11-Feb-2008	21-Apr-2010	6	321 23	254 420	66 81	800	Long-Term	USD	027-27680-7
HPQ	HEWLETT-PACKARD CO CMN	14-Jan-2008	21-Apr-2010	10	535 39	466 170	69 22	828	Long-Term	USD	027-27680-7
HPQ	HEWLETT-PACKARD CO CMN	09-Jan-2008	21-Apr-2010	5	267 69	218 150	49 55	833	Long-Term	USD	027-27680-7
HPQ	HEWLETT-PACKARD CO CMN	11-Feb-2008	28-Apr-2010	9	480 10	381 630	98 47	807	Long-Term	USD	027-27680-7

Symbol	Description	Trade Date	Date Sold / Covered	Qty	Proceeds (Base)	Cost (Base)	Gain/Loss (Base)	Days Held	Gain Type	Issue Ccy	Acct Number
HPQ	HEWLETT-PACKARD CO CMN	07-Apr-2009	28-Apr-2010	48	2,560.51	1,589.760	970.75	386	Long-Term	USD	027-27680-7
IDCBY	INDUSTRIAL & COMMERCIAL BANK O ADR CMN	08-Apr-2009	24-Feb-2010	11	388.84	299.820	89.02	322	Short-Term	USD	027-27679-9
IDCBY	INDUSTRIAL & COMMERCIAL BANK O ADR CMN	08-Apr-2009	11-Nov-2010	9	394.64	245.310	149.34	582	Long-Term	USD	027-27679-9
INFY	INFOSYS TECHNOLOGIES SPON ADR SPONSORED ADR CMN	09-Feb-2009	24-Feb-2010	2	112.68	58.430	54.25	380	Long-Term	USD	027-27679-9
INFY	INFOSYS TECHNOLOGIES SPON ADR SPONSORED ADR CMN	20-Feb-2009	24-Feb-2010	4	225.35	98.380	126.97	369	Long-Term	USD	027-27679-9
INFY	INFOSYS TECHNOLOGIES SPON ADR SPONSORED ADR CMN	20-Feb-2009	13-Oct-2010	7	489.02	172.170	326.85	600	Long-Term	USD	027-27679-9
ISNPY	INTESA SANPAOLO SPONSORED ADR CMN	10-Aug-2009	24-Feb-2010	15	318.74	372.920	-54.18	198	Short-Term	USD	027-27679-9
ISNPY	INTESA SANPAOLO SPONSORED ADR CMN	10-Aug-2009	25-Mar-2010	17	379.43	422.640	-43.21	227	Short-Term	USD	027-27679-9
ISNPY	INTESA SANPAOLO SPONSORED ADR CMN	10-Aug-2009	26-Apr-2010	9	193.38	223.750	-30.38	259	Short-Term	USD	027-27679-9
ISNPY	INTESA SANPAOLO SPONSORED ADR CMN	11-Aug-2009	26-Apr-2010	12	257.83	292.800	-34.97	258	Short-Term	USD	027-27679-9
ISNPY	INTESA SANPAOLO SPONSORED ADR CMN	11-Aug-2009	27-Apr-2010	6	123.17	146.400	-23.24	259	Short-Term	USD	027-27679-9
ISNPY	INTESA SANPAOLO SPONSORED ADR CMN	12-Aug-2009	27-Apr-2010	10	205.28	245.680	-40.41	258	Short-Term	USD	027-27679-9
JCI	JOHNSON CONTROLS INC CMN	08-May-2009	02-Nov-2010	7	246.18	142.220	103.96	543	Long-Term	USD	027-27680-7
JNJ	JOHNSON & JOHNSON CMN	16-Aug-2007	23-Feb-2010	30	1,900.90	1,839.360	61.54	922	Long-Term	USD	027-27680-7
JNJ	JOHNSON & JOHNSON CMN	17-Dec-2007	23-Feb-2010	4	253.45	270.620	-17.17	799	Long-Term	USD	027-27680-7
JNJ	JOHNSON & JOHNSON CMN	17-Dec-2007	08-Apr-2010	16	1,037.64	1,082.500	-44.85	843	Long-Term	USD	027-27680-7
JNJ	JOHNSON & JOHNSON CMN	22-Jan-2008	08-Apr-2010	25	1,621.32	1,643.440	-22.12	807	Long-Term	USD	027-27680-7
JNJ	JOHNSON & JOHNSON CMN	27-Oct-2008	08-Apr-2010	13	843.09	806.650	36.44	528	Long-Term	USD	027-27680-7
JNJ	JOHNSON & JOHNSON CMN	02-Oct-2008	23-Feb-2010	7	445.26	474.950	-29.69	509	Long-Term	USD	027-27681-5
JNJ	JOHNSON & JOHNSON CMN	02-Oct-2008	12-Apr-2010	4	260.02	271.400	-11.38	557	Long-Term	USD	027-27681-5
JNJ	JOHNSON & JOHNSON CMN	02-Oct-2008	22-Jul-2010	5	287.24	339.250	-52.01	658	Long-Term	USD	027-27681-5
JNJ	JOHNSON & JOHNSON CMN	02-Oct-2008	02-Nov-2010	4	255.51	271.400	-15.89	761	Long-Term	USD	027-27681-5

Symbol	Description	Trade Date	Date Sold / Covered	Qty	Proceeds (Base)	Cost (Base)	Gain/Loss (Base)	Days Held	Gain Type	Issue Ccy	Acct Number
KFT	KRAFT FOODS INC CMN CLASS A	09-Feb-2010	30-Apr-2010	15	450 04	434 310	15 73	80	Short-Term	USD	027-27680-7
KFT	KRAFT FOODS INC CMN CLASS A	09-Feb-2010	03-May-2010	19	570 02	550 120	19 90	83	Short-Term	USD	027-27680-7
KFT	KRAFT FOODS INC CMN CLASS A	09-Feb-2010	04-May-2010	31	918 27	897 570	20 70	84	Short-Term	USD	027-27680-7
KFT	KRAFT FOODS INC CMN CLASS A	16-Feb-2010	04-May-2010	22	651 68	630 930	20 75	77	Short-Term	USD	027-27680-7
KFT	KRAFT FOODS INC CMN CLASS A	16-Feb-2010	05-May-2010	13	385 19	372 820	12 37	78	Short-Term	USD	027-27680-7
KFT	KRAFT FOODS INC CMN CLASS A	26-Feb-2010	05-May-2010	2	59 26	56 820	2 44	68	Short-Term	USD	027-27680-7
KFT	KRAFT FOODS INC CMN CLASS A	26-Feb-2010	11-May-2010	20	608 20	568 190	40 01	74	Short-Term	USD	027-27680-7
KFT	KRAFT FOODS INC CMN CLASS A	26-Feb-2010	12-May-2010	32	969 00	909 110	59 89	75	Short-Term	USD	027-27680-7
KGFHY	KINGFISHER PLC SPONSORED ADR CMN	30-Jun-2006	24-Feb-2010	50	328 49	445 510	-119 02	1,335	Long-Term	USD	027-27679-9
KMTUY	KOMATSU LTD ADR (NEW) SPONSORED GDS CMN	20-Oct-2006	08-Feb-2010	4	307 27	298 790	8 48	1,207	Long-Term	USD	027-27679-9
KMTUY	KOMATSU LTD ADR (NEW) SPONSORED GDS CMN	20-Oct-2006	21-Jul-2010	17	335 91	317 460	18 45	1,370	Long-Term	USD	027-27679-9
KMTUY	KOMATSU LTD ADR (NEW) SPONSORED GDS CMN	20-Oct-2006	09-Nov-2010	16	444 46	298 790	145 67	1,481	Long-Term	USD	027-27679-9
LFC	CHINA LIFE INSURANCE CO LTD SPONSORED ADR CMN	01-Apr-2008	24-Feb-2010	5	335 44	275 230	60 21	694	Long-Term	USD	027-27679-9
LFC	CHINA LIFE INSURANCE CO LTD SPONSORED ADR CMN	07-Apr-2008	21-Jul-2010	3	195 39	178 420	16 96	835	Long-Term	USD	027-27679-9
LFC	CHINA LIFE INSURANCE CO LTD SPONSORED ADR CMN	01-Apr-2008	21-Jul-2010	3	195 39	165 140	30 25	841	Long-Term	USD	027-27679-9
LFC	CHINA LIFE INSURANCE CO LTD SPONSORED ADR CMN	07-Apr-2008	07-Sep-2010	3	176 91	178 420	-1 51	883	Long-Term	USD	027-27679-9
LFC	CHINA LIFE INSURANCE CO LTD SPONSORED ADR CMN	07-May-2010	30-Sep-2010	8	475 35	516 850	-41 50	146	Short-Term	USD	027-27679-9
LFC	CHINA LIFE INSURANCE CO LTD SPONSORED ADR CMN	07-Apr-2008	30-Sep-2010	9	534 77	535 260	-0 49	906	Long-Term	USD	027-27679-9
LFC	CHINA LIFE INSURANCE CO LTD SPONSORED ADR CMN	24-Oct-2008	30-Sep-2010	16	950 71	624 680	326 03	706	Long-Term	USD	027-27679-9

Symbol	Description	Trade Date	Date Sold / Covered	Qty	Proceeds (Base)	Cost (Base)	Gain/Loss (Base)	Days Held	Gain Type	Issue Ccy	Acct Number
LFC	CHINA LIFE INSURANCE CO LTD SPONSORED ADR CMN	12-Nov-2008	30-Sep-2010	15	891 29	590 610	300 68	687	Long-Term	USD	027-27679-9
LFC	CHINA LIFE INSURANCE CO LTD SPONSORED ADR CMN	07-Apr-2008	30-Sep-2010	5	295 42	297 370	-1 95	906	Long-Term	USD	027-27679-9
LFRGY	LAFARGE SPONSORED ADR CMN	28-Jan-2010	20-May-2010	24	341 52	460 820	-119 30	112	Short-Term	USD	027-27679-9
LOGI	LOGITECH INTERNATIONAL SA ORD CMN	18-Jan-2007	08-Feb-2010	16	254 24	464 820	-210 58	1 117	Long-Term	USD	027-27679-9
LOGI	LOGITECH INTERNATIONAL SA ORD CMN	23-Jul-2007	08-Feb-2010	4	63 56	112 700	-49 14	931	Long-Term	USD	027-27679-9
LOGI	LOGITECH INTERNATIONAL SA ORD CMN	23-Jul-2007	12-Oct-2010	10	186 08	281 760	-95 68	1,177	Long-Term	USD	027-27679-9
LOGI	LOGITECH INTERNATIONAL SA ORD CMN	24-Jul-2007	12-Oct-2010	25	465 19	701 800	-236 60	1,176	Long-Term	USD	027-27679-9
LOGI	LOGITECH INTERNATIONAL SA ORD CMN	24-Jul-2007	13-Oct-2010	3	56 10	84 220	-28 12	1,177	Long-Term	USD	027-27679-9
LOGI	LOGITECH INTERNATIONAL SA ORD CMN	01-Nov-2007	13-Oct-2010	4	74 79	141 450	-66 66	1,077	Long-Term	USD	027-27679-9
LOGI	LOGITECH INTERNATIONAL SA ORD CMN	01-Nov-2007	09-Nov-2010	24	526 28	848 700	-322 42	1,104	Long-Term	USD	027-27679-9
LOW	LOWES COMPANIES INC CMN	20-Aug-2007	23-Dec-2009	43	1,006 25	1,230 790	-224 54	856	Long-Term	USD	027-27681-5
LOW	LOWES COMPANIES INC CMN	02-Mar-2006	23-Dec-2009	2	46 80	68 350	-21 55	1,392	Long-Term	USD	027-27681-5
LOW	LOWES COMPANIES INC CMN	22-Aug-2007	23-Feb-2010	12	275 51	355 620	-80 11	916	Long-Term	USD	027-27681-5
LOW	LOWES COMPANIES INC CMN	20-Aug-2007	23-Feb-2010	1	22 96	28 620	-5 66	918	Long-Term	USD	027-27681-5
LOW	LOWES COMPANIES INC CMN	22-Aug-2007	12-Apr-2010	12	305 07	355 620	-50 55	964	Long-Term	USD	027-27681-5
LOW	LOWES COMPANIES INC CMN	25-Sep-2007	22-Jul-2010	8	166 31	231 890	-65 58	1,031	Long-Term	USD	027-27681-5
LOW	LOWES COMPANIES INC CMN	22-Aug-2007	22-Jul-2010	3	62 37	88 910	-26 54	1,065	Long-Term	USD	027-27681-5
LVMUY	LVMH MOET HENNESSY LOUIS VUITTON S A ADR CMN	07-Nov-2008	08-Feb-2010	5	104 25	64 360	39 89	458	Long-Term	USD	027-27679-9

Symbol	Description	Trade Date	Date Sold / Covered	Qty	Proceeds (Base)	Cost (Base)	Gain/Loss (Base)	Days Held	Gain Type	Issue Ccy	Acct Number
LVMUY	LVMH MOET HENNESSY LOUIS VUITTON S.A. ADR CMN	12-Nov-2008	08-Feb-2010	11	229 34	123 630	105 72	453	Long-Term	USD	027-27679-9
LVMUY	LVMH MOET HENNESSY LOUIS VUITTON S.A. ADR CMN	12-Nov-2008	21-Jul-2010	12	272 99	134 870	138 12	616	Long-Term	USD	027-27679-9
LVMUY	LVMH MOET HENNESSY LOUIS VUITTON S.A. ADR CMN	12-Nov-2008	10-Sep-2010	17	427 15	191 060	236 09	667	Long-Term	USD	027-27679-9
LVMUY	LVMH MOET HENNESSY LOUIS VUITTON S.A. ADR CMN	12-Nov-2008	22-Oct-2010	15	471 00	168 560	302 42	709	Long-Term	USD	027-27679-9
MA	MASTERCARD INCORPORATED CMN CLASS A	05-Feb-2010	23-Feb-2010	1	221 29	220 040	1 25	18	Short-Term	USD	027-27681-5
MA	MASTERCARD INCORPORATED CMN CLASS A	05-Feb-2010	02-Nov-2010	1	246 14	220 050	26 10	270	Short-Term	USD	027-27681-5
MAR	MARRIOTT INTERNATIONAL, INC CMN CLASS A	21-Jan-2009	05-Feb-2010	22	570 41	368 940	201 47	380	Long-Term	USD	027-27681-5
MAR	MARRIOTT INTERNATIONAL, INC CMN CLASS A	27-Feb-2009	05-Feb-2010	45	1,166 75	630 590	536 16	343	Short-Term	USD	027-27681-5
MAR	MARRIOTT INTERNATIONAL, INC CMN CLASS A	12-Mar-2009	05-Feb-2010	54	1,400 10	818 270	581 83	330	Short-Term	USD	027-27681-5
MOS	THE MOSAIC COMPANY CMN	08-Jan-2010	29-Jan-2010	18	968 32	1,196 360	-228 04	21	Short-Term	USD	027-27680-7
MOS	THE MOSAIC COMPANY CMN	11-Jan-2010	29-Jan-2010	19	1,022 11	1,279 090	-256 98	18	Short-Term	USD	027-27680-7
MRK	MERCK & CO., INC CMN	16-Dec-2009	21-Jul-2010	6	211 31	226 630	-15 32	217	Short-Term	USD	027-27680-7
MRK	MERCK & CO., INC CMN	16-Dec-2009	02-Nov-2010	7	257 24	264 410	-7 17	321	Short-Term	USD	027-27680-7
MS	MORGAN STANLEY CMN	25-Jun-2009	15-Dec-2009	133	3,984 92	3,687 130	297 79	173	Short-Term	USD	027-27681-5
MSFT	MICROSOFT CORPORATION CMN	02-Mar-2006	23-Feb-2010	16	451 19	432 320	18 87	1,454	Long-Term	USD	027-27681-5
MSFT	MICROSOFT CORPORATION CMN	02-Mar-2006	12-Apr-2010	30	910 31	810 600	99 71	1,502	Long-Term	USD	027-27681-5
MSFT	MICROSOFT CORPORATION CMN	02-Mar-2006	22-Jul-2010	12	310 43	324 240	-13 81	1,603	Long-Term	USD	027-27681-5
MSFT	MICROSOFT CORPORATION CMN	02-Mar-2006	03-Sep-2010	59	1,432 58	1,594 180	-161 60	1,646	Long-Term	USD	027-27681-5
MSFT	MICROSOFT CORPORATION CMN	02-Mar-2006	02-Nov-2010	7	190 50	189 140	1 36	1,706	Long-Term	USD	027-27681-5

Symbol	Description	Trade Date	Date Sold / Covered	Qty	Proceeds (Base)	Cost (Base)	Gain/Loss (Base)	Days Held	Gain Type	Issue Ccy	Acct Number
MTU	MITSUBISHI UFJ FINL GROUP, INC SPONSORED ADR CMN	08-May-2009	24-Feb-2010	75	374.24	480.060	-105.82	292	Short-Term	USD	027-27679-9
NBG	NATIONAL BANK OF GREECE - ADR SPONSORED ADR CMN	28-Mar-2008	29-Jan-2010	11	49.33	114.480	-65.15	672	Long-Term	USD	027-27679-9
NBG	NATIONAL BANK OF GREECE - ADR SPONSORED ADR CMN	09-Jan-2008	29-Jan-2010	30	134.55	388.050	-263.51	751	Long-Term	USD	027-27679-9
NBG	NATIONAL BANK OF GREECE - ADR SPONSORED ADR CMN	28-Mar-2008	01-Feb-2010	62	271.74	645.250	-373.51	675	Long-Term	USD	027-27679-9
NBG	NATIONAL BANK OF GREECE - ADR SPONSORED ADR CMN	21-Apr-2008	11-Feb-2010	51	203.32	531.840	-328.52	661	Long-Term	USD	027-27679-9
NBG	NATIONAL BANK OF GREECE - ADR SPONSORED ADR CMN	28-Mar-2008	11-Feb-2010	12	47.84	124.890	-77.05	685	Long-Term	USD	027-27679-9
NBG	NATIONAL BANK OF GREECE - ADR SPONSORED ADR CMN	21-Apr-2008	12-Feb-2010	40	149.53	417.130	-267.60	662	Long-Term	USD	027-27679-9
NBG	NATIONAL BANK OF GREECE - ADR SPONSORED ADR CMN	21-Apr-2008	06-Apr-2010	49	188.37	510.990	-322.62	715	Long-Term	USD	027-27679-9
NBG	NATIONAL BANK OF GREECE - ADR SPONSORED ADR CMN	10-Dec-2008	06-Apr-2010	105	403.65	367.090	36.56	482	Long-Term	USD	027-27679-9
NBG	NATIONAL BANK OF GREECE - ADR SPONSORED ADR CMN	10-Dec-2008	09-Apr-2010	25	95.58	87.400	8.18	485	Long-Term	USD	027-27679-9
NBG	NATIONAL BANK OF GREECE - ADR SPONSORED ADR CMN	30-Dec-2008	09-Apr-2010	91	347.92	338.140	9.78	465	Long-Term	USD	027-27679-9
NBG	NATIONAL BANK OF GREECE - ADR SPONSORED ADR CMN	29-Jan-2009	09-Apr-2010	20	76.47	67.150	9.32	435	Long-Term	USD	027-27679-9
NBG	NATIONAL BANK OF GREECE - ADR SPONSORED ADR CMN	17-Dec-2009	12-Apr-2010	92	355.78	472.930	-117.15	116	Short-Term	USD	027-27679-9



Symbol	Description	Trade Date	Date Sold / Covered	Qty	Proceeds (Base)	Cost (Base)	Gain/Loss (Base)	Days Held	Gain Type	Issue Ccy	Acct Number
NBG	NATIONAL BANK OF GREECE - ADR SPONSORED ADR CMN	29-Jan-2009	12-Apr-2010	83	320 98	278 660	42 32	438	Long-Term	USD	027-27679-9
NFX	NEWFIELD EXPLORATION CO CMN	28-Sep-2009	05-May-2010	16	876 36	669 940	206 42	219	Short-Term	USD	027-27680-7
NFX	NEWFIELD EXPLORATION CO CMN	28-Sep-2009	27-May-2010	17	852 15	711 810	140 34	241	Short-Term	USD	027-27680-7
NKE	NIKE CLASS-B CMN CLASS B	21-Oct-2009	23-Feb-2010	4	256 23	262 360	-6 13	125	Short-Term	USD	027-27681-5
NKE	NIKE CLASS-B CMN CLASS B	21-Oct-2009	22-Jul-2010	3	215 93	196 770	19 16	274	Short-Term	USD	027-27681-5
NOK	NOKIA CORP SPON ADR SPONSORED ADR CMN	05-Jan-2007	16-Dec-2009	22	280 94	437 950	-157 01	1,076	Long-Term	USD	027-27679-9
NOK	NOKIA CORP SPON ADR SPONSORED ADR CMN	22-Jan-2007	16-Dec-2009	41	523 56	816 250	-292 69	1,059	Long-Term	USD	027-27679-9
NOK	NOKIA CORP SPON ADR SPONSORED ADR CMN	22-Jan-2008	22-Apr-2010	28	358 36	883 390	-525 03	821	Long-Term	USD	027-27679-9
NOK	NOKIA CORP SPON ADR SPONSORED ADR CMN	18-Sep-2008	22-Apr-2010	21	268 77	423 650	-154 88	581	Long-Term	USD	027-27679-9
NOK	NOKIA CORP SPON ADR SPONSORED ADR CMN	22-Jan-2007	22-Apr-2010	33	422 35	656 980	-234 63	1,186	Long-Term	USD	027-27679-9
NOK	NOKIA CORP SPON ADR SPONSORED ADR CMN	16-May-2008	22-Apr-2010	45	575 93	1,313 930	-738 00	706	Long-Term	USD	027-27679-9
NOK	NOKIA CORP SPON ADR SPONSORED ADR CMN	09-Dec-2008	22-Apr-2010	24	307 17	350 400	-43 24	499	Long-Term	USD	027-27679-9
NSRGY	NESTLE SA SPONSORED ADR (REP 1/20 CHF 10 REGD SHS)	22-Jun-2007	19-Jan-2010	3	143 47	110 300	33 17	942	Long-Term	USD	027-27679-9
NSRGY	NESTLE SA SPONSORED ADR (REP 1/20 CHF 10 REGD SHS)	09-May-2007	19-Jan-2010	8	382 58	315 760	66 82	986	Long-Term	USD	027-27679-9
NSRGY	NESTLE SA SPONSORED ADR (REP 1/20 CHF 10 REGD SHS)	22-Jun-2007	08-Feb-2010	8	369 19	294 140	75 05	962	Long-Term	USD	027-27679-9
NSRGY	NESTLE SA SPONSORED ADR (REP 1/20 CHF 10 REGD SHS)	22-Jun-2007	11-Nov-2010	6	338 69	220 610	118 08	1,238	Long-Term	USD	027-27679-9
NTDOY	NINTENDO CO LTD (NEW) ADR ADR CMN	26-Jan-2007	03-Dec-2009	25	731 20	873 540	-142 34	1,042	Long-Term	USD	027-27679-9
NTDOY	NINTENDO CO LTD (NEW) ADR ADR CMN	21-Jun-2007	03-Dec-2009	24	701 95	1,081 020	-379 07	896	Long-Term	USD	027-27679-9

Symbol	Description	Trade Date	Date Sold / Covered	Qty	Proceeds (Base)	Cost (Base)	Gain/Loss (Base)	Days Held	Gain Type	Issue Cy	Acct Number
NTRS	NORTHERN TRUST CORP CMN	05-Jan-2010	23-Feb-2010	4	215 67	209 570	6 10	49	Short-Term	USD	027-27681-5
NTRS	NORTHERN TRUST CORP CMN	05-Jan-2010	02-Nov-2010	6	302 21	314 350	-12 14	301	Short-Term	USD	027-27681-5
NVO	NOVO-NORDISK A/S ADR ADR CMN	02-Mar-2006	17-Mar-2010	9	704 85	269 140	435 71	1,476	Long-Term	USD	027-27679-9
NVO	NOVO-NORDISK A/S ADR ADR CMN	02-Mar-2006	30-Jun-2010	5	406 56	149 520	257 04	1,581	Long-Term	USD	027-27679-9
NVO	NOVO-NORDISK A/S ADR ADR CMN	02-Mar-2006	20-Oct-2010	5	504 56	149 520	355 04	1,693	Long-Term	USD	027-27679-9
NVO	NOVO-NORDISK A/S ADR ADR CMN	28-Feb-2007	20-Oct-2010	1	100 91	42 410	58 50	1,330	Long-Term	USD	027-27679-9
NVS	NOVARTIS AG-ADR SPONSORED ADR CMN	29-Sep-2006	11-Nov-2010	1	56 37	58 610	-2 24	1,504	Long-Term	USD	027-27679-9
NVS	NOVARTIS AG-ADR SPONSORED ADR CMN	02-Mar-2006	11-Nov-2010	7	394 58	379 110	15 47	1,715	Long-Term	USD	027-27679-9
OEZY	VERBUND AG SPONSORED ADR CMN	21-Apr-2008	30-Jun-2010	35	215 38	560 170	-344 80	800	Long-Term	USD	027-27679-9
OEZY	VERBUND AG SPONSORED ADR CMN	22-Apr-2008	30-Jun-2010	7	43 08	108 880	-65 80	799	Long-Term	USD	027-27679-9
OEZY	VERBUND AG SPONSORED ADR CMN	22-Apr-2008	01-Jul-2010	36	222 04	559 950	-337 91	800	Long-Term	USD	027-27679-9
OEZY	VERBUND AG SPONSORED ADR CMN	13-Mar-2009	01-Jul-2010	18	111 02	119 680	-8 66	475	Long-Term	USD	027-27679-9
OEZY	VERBUND AG SPONSORED ADR CMN	13-Mar-2009	07-Jul-2010	9	58 28	59 840	-1 56	481	Long-Term	USD	027-27679-9
OEZY	VERBUND AG SPONSORED ADR CMN	16-Mar-2009	07-Jul-2010	20	129 51	136 220	-6 71	478	Long-Term	USD	027-27679-9
OEZY	VERBUND AG SPONSORED ADR CMN	13-Mar-2009	07-Jul-2010	26	168 36	172 010	-3 65	481	Long-Term	USD	027-27679-9
OGZPY	GAZPROM ADR SPONSORED ADR CMN	14-Jun-2007	24-Feb-2010	20	457 99	787 950	-329 96	986	Long-Term	USD	027-27679-9
ORCL	ORACLE CORPORATION CMN	24-Dec-2009	21-Jul-2010	7	165 05	174 300	-9 25	209	Short-Term	USD	027-27680-7
ORCL	ORACLE CORPORATION CMN	24-Dec-2009	18-Aug-2010	38	872 77	946 180	-73 41	237	Short-Term	USD	027-27680-7
ORCL	ORACLE CORPORATION CMN	28-Dec-2009	22-Oct-2010	92	2,662 77	2,291 750	371 02	298	Short-Term	USD	027-27680-7

9

Symbol	Description	Trade Date	Date Sold / Covered	Qty	Proceeds (Base)	Cost (Base)	Gain/Loss (Base)	Days Held	Gain Type	Issue Ccy	Acct Number
ORCL	ORACLE CORPORATION CMN	24-Dec-2009	22-Oct-2010	38	1,099.84	946.180	153.66	302	Short-Term	USD	027-27680-7
ORCL	ORACLE CORPORATION CMN	21-Apr-2009	15-Jan-2010	28	704.85	545.080	159.77	269	Short-Term	USD	027-27681-5
ORCL	ORACLE CORPORATION CMN	21-Apr-2009	23-Feb-2010	16	391.51	311.480	80.03	308	Short-Term	USD	027-27681-5
ORCL	ORACLE CORPORATION CMN	21-Apr-2009	28-Jun-2010	45	1,014.52	876.030	138.49	433	Long-Term	USD	027-27681-5
ORCL	ORACLE CORPORATION CMN	21-Apr-2009	22-Jul-2010	11	285.86	214.140	51.72	457	Long-Term	USD	027-27681-5
ORCL	ORACLE CORPORATION CMN	21-Apr-2009	02-Nov-2010	9	264.64	175.210	89.43	560	Long-Term	USD	027-27681-5
OXY	OCCIDENTAL PETROLEUM CORP CMN	25-Jun-2009	28-Jul-2010	13	1,027.51	846.890	180.62	398	Long-Term	USD	027-27680-7
OXY	OCCIDENTAL PETROLEUM CORP CMN	25-Jun-2009	21-Oct-2010	6	472.90	390.870	82.03	483	Long-Term	USD	027-27680-7
OXY	OCCIDENTAL PETROLEUM CORP CMN	26-Jun-2009	21-Oct-2010	7	551.71	452.770	98.94	482	Long-Term	USD	027-27680-7
OXY	OCCIDENTAL PETROLEUM CORP CMN	26-Jun-2009	02-Nov-2010	3	244.52	194.040	50.48	494	Long-Term	USD	027-27680-7
OXY	OCCIDENTAL PETROLEUM CORP CMN	05-Oct-2009	23-Feb-2010	5	396.94	377.610	19.33	141	Short-Term	USD	027-27681-5
OXY	OCCIDENTAL PETROLEUM CORP CMN	05-Oct-2009	02-Jun-2010	4	322.54	302.090	20.45	240	Short-Term	USD	027-27681-5
OXY	OCCIDENTAL PETROLEUM CORP CMN	05-Oct-2009	22-Jul-2010	3	247.34	226.570	20.78	290	Short-Term	USD	027-27681-5
PBCT	PEOPLES UNITED FINANCIAL INC CMN	05-Aug-2009	07-Apr-2010	94	1,492.38	1,594.940	-102.56	245	Short-Term	USD	027-27681-5
PBCT	PEOPLES UNITED FINANCIAL INC CMN	06-Aug-2009	07-Apr-2010	23	365.16	388.000	-22.84	244	Short-Term	USD	027-27681-5
PBCT	PEOPLES UNITED FINANCIAL INC CMN	11-Aug-2009	07-Apr-2010	44	698.56	740.750	-42.19	239	Short-Term	USD	027-27681-5
PEP	PEPSICO INC CMN	02-Mar-2006	23-Feb-2010	7	434.34	415.380	18.96	1,454	Long-Term	USD	027-27681-5
PEP	PEPSICO INC CMN	02-Mar-2006	22-Jul-2010	5	323.24	296.700	26.54	1,603	Long-Term	USD	027-27681-5
PEP	PEPSICO INC CMN	02-Mar-2006	02-Nov-2010	5	328.74	296.700	32.04	1,706	Long-Term	USD	027-27681-5
PG	PROCTER & GAMBLE COMPANY (THE) CMN	11-Feb-2009	23-Feb-2010	8	506.23	411.090	95.15	377	Long-Term	USD	027-27681-5
PG	PROCTER & GAMBLE COMPANY (THE) CMN	11-Feb-2009	14-Apr-2010	8	503.31	411.090	92.23	427	Long-Term	USD	027-27681-5

Symbol	Description	Trade Date	Date Sold / Covered	Qty	Proceeds (Base)	Cost (Base)	Gain/Loss (Base)	Days Held	Gain Type	Issue Ccy	Acct Number
PG	PROCTER & GAMBLE COMPANY (THE) CMN	11-Feb-2009	22-Jun-2010	21	1,284.85	1,079.100	205.75	496	Long-Term	USD	027-27681-5
PG	PROCTER & GAMBLE COMPANY (THE) CMN	11-Feb-2009	22-Jul-2010	2	123.35	102.770	20.58	526	Long-Term	USD	027-27681-5
PG	PROCTER & GAMBLE COMPANY (THE) CMN	24-Feb-2009	22-Jul-2010	2	123.35	98.770	24.58	513	Long-Term	USD	027-27681-5
PG	PROCTER & GAMBLE COMPANY (THE) CMN	12-Mar-2009	04-Aug-2010	5	300.87	225.720	75.15	510	Long-Term	USD	027-27681-5
PG	PROCTER & GAMBLE COMPANY (THE) CMN	24-Feb-2009	04-Aug-2010	8	481.39	395.080	86.31	526	Long-Term	USD	027-27681-5
PM	PHILIP MORRIS INTL INC CMN	05-Sep-2007	23-Dec-2009	14	683.94	663.280	20.65	840	Long-Term	USD	027-27680-7
PM	PHILIP MORRIS INTL INC CMN	20-May-2008	23-Dec-2009	50	2,442.63	2,661.400	-218.77	582	Long-Term	USD	027-27680-7
POT	POTASH CORP OF SASKATCHEWAN INC	23-Aug-2007	21-Jul-2010	4	384.07	336.010	48.06	1,063	Long-Term	USD	027-27679-9
POT	POTASH CORP OF SASKATCHEWAN INC	23-Aug-2007	24-Aug-2010	1	150.00	84.000	66.00	1,097	Long-Term	USD	027-27679-9
POT	POTASH CORP OF SASKATCHEWAN INC	23-Aug-2007	25-Aug-2010	2	282.09	168.010	124.08	1,098	Long-Term	USD	027-27679-9
POT	POTASH CORP OF SASKATCHEWAN INC	16-Sep-2008	25-Aug-2010	1	146.04	157.260	-11.21	708	Long-Term	USD	027-27679-9
QCOM	QUALCOMM INC CMN	02-Mar-2006	04-Jan-2010	36	1,698.70	1,719.720	-21.02	1,404	Long-Term	USD	027-27681-5
QCOM	QUALCOMM INC CMN	24-Apr-2007	23-Feb-2010	3	115.62	131.070	-15.45	1,036	Long-Term	USD	027-27681-5
QCOM	QUALCOMM INC CMN	02-Mar-2006	23-Feb-2010	7	269.77	334.390	-64.62	1,454	Long-Term	USD	027-27681-5
QCOM	QUALCOMM INC CMN	24-Apr-2007	22-Jul-2010	8	313.43	349.520	-36.09	1,185	Long-Term	USD	027-27681-5
QCOM	QUALCOMM INC CMN	24-Apr-2007	02-Nov-2010	6	272.21	262.140	10.07	1,288	Long-Term	USD	027-27681-5
RBGPY	RECKITT BENCKISER GROUP PLC SLOUGH UNSPONSORED ADR (UK)	13-Oct-2008	24-Feb-2010	35	369.94	304.410	65.53	499	Long-Term	USD	027-27679-9
RBGPY	RECKITT BENCKISER GROUP PLC SLOUGH UNSPONSORED ADR (UK)	13-Oct-2008	21-Jul-2010	28	278.59	243.530	35.06	646	Long-Term	USD	027-27679-9
RHHBY	ROCHE HOLDING AG ADR B SHS(NOM CHF 100) VAL 224 184	01-Nov-2007	11-Nov-2010	1	36.58	42.760	-6.18	1,106	Long-Term	USD	027-27679-9
RHHBY	ROCHE HOLDING AG ADR B SHS(NOM CHF 100) VAL 224 184	28-Feb-2007	11-Nov-2010	10	365.79	446.980	-81.19	1,352	Long-Term	USD	027-27679-9

Symbol	Description	Trade Date	Date Sold / Covered	Qty	Proceeds (Base)	Cost (Base)	Gain/Loss (Base)	Days Held	Gain Type	Issue Ccy	Acct Number
RHHBY	ROCHE HOLDING AG ADR B SHS(NOM CHF 100) VAL 224.184	09-Jan-2008	22-Nov-2010	30	1,087.77	1,392.120	-304.35	1,048	Long-Term	USD	027-27679-9
RHHBY	ROCHE HOLDING AG ADR B SHS(NOM CHF 100) VAL 224.184	01-Nov-2007	22-Nov-2010	35	1,269.06	1,498.610	-227.55	1,117	Long-Term	USD	027-27679-9
RRC	RANGE RESOURCES CORPORATION CMN	19-Jan-2010	25-Jun-2010	7	304.76	368.260	-63.50	157	Short-Term	USD	027-27680-7
RRC	RANGE RESOURCES CORPORATION CMN	15-Jan-2010	25-Jun-2010	7	304.76	368.560	-63.80	161	Short-Term	USD	027-27680-7
RRC	RANGE RESOURCES CORPORATION CMN	19-Jan-2010	02-Nov-2010	4	154.55	210.430	-55.88	287	Short-Term	USD	027-27680-7
S	SPRINT NEXTEL CORPORATION CMN	08-Nov-2006	21-Jul-2010	48	221.75	939.040	-717.29	1,351	Long-Term	USD	027-27680-7
S	SPRINT NEXTEL CORPORATION CMN	10-Jan-2008	23-Jul-2010	54	253.31	694.250	-440.94	925	Long-Term	USD	027-27680-7
S	SPRINT NEXTEL CORPORATION CMN	13-Aug-2007	23-Jul-2010	70	328.36	1,368.190	-1,039.83	1,075	Long-Term	USD	027-27680-7
S	SPRINT NEXTEL CORPORATION CMN	24-Jan-2007	23-Jul-2010	72	337.75	1,262.300	-924.55	1,276	Long-Term	USD	027-27680-7
S	SPRINT NEXTEL CORPORATION CMN	26-Feb-2007	23-Jul-2010	59	276.76	1,145.010	-868.25	1,243	Long-Term	USD	027-27680-7
S	SPRINT NEXTEL CORPORATION CMN	08-Nov-2006	23-Jul-2010	42	197.02	821.660	-624.64	1,353	Long-Term	USD	027-27680-7
SAP	SAP AG (SPON ADR)	19-May-2008	24-Feb-2010	11	488.72	571.880	-83.16	646	Long-Term	USD	027-27679-9
SAP	SAP AG (SPON ADR)	29-May-2008	11-Nov-2010	2	101.00	110.340	-9.34	896	Long-Term	USD	027-27679-9
SAP	SAP AG (SPON ADR)	19-May-2008	11-Nov-2010	6	302.99	311.930	-8.94	906	Long-Term	USD	027-27679-9
SBMRY	SABMiller PLC SPONSORED ADR	30-Oct-2006	20-Jan-2010	10	282.52	194.740	87.77	1,178	Long-Term	USD	027-27679-9
SBMRY	SABMiller PLC SPONSORED ADR	28-Nov-2007	20-Jan-2010	16	452.03	436.650	15.38	784	Long-Term	USD	027-27679-9
SBMRY	SABMiller PLC SPONSORED ADR	28-Nov-2007	21-Jul-2010	11	313.82	300.190	13.63	966	Long-Term	USD	027-27679-9
SCCO	SOUTHERN COPPER CORPORATION CMN	17-Jul-2009	21-Jul-2010	10	310.09	228.330	81.76	369	Long-Term	USD	027-27679-9
SCCO	SOUTHERN COPPER CORPORATION CMN	17-Jul-2009	04-Nov-2010	8	359.29	182.660	176.63	475	Long-Term	USD	027-27679-9
SCCO	SOUTHERN COPPER CORPORATION CMN	20-Jul-2009	04-Nov-2010	10	449.12	236.350	212.77	472	Long-Term	USD	027-27679-9

Symbol	Description	Trade Date	Date Sold / Covered	Qty	Proceeds (Base)	Cost (Base)	Gain/Loss (Base)	Days Held	Gain Type	Issue Ccy	Acct Number
SCHW	CHARLES SCHWAB CORPORATION CMN	02-Mar-2006	23-Feb-2010	21	388.70	348.390	40.31	1,454	Long-Term	USD	027-27681-5
SCHW	CHARLES SCHWAB CORPORATION CMN	02-Mar-2006	14-Apr-2010	31	599.62	514.290	85.33	1,504	Long-Term	USD	027-27681-5
SCHW	CHARLES SCHWAB CORPORATION CMN	02-Mar-2006	02-Nov-2010	17	261.79	282.030	-20.24	1,706	Long-Term	USD	027-27681-5
SLB	SCHLUMBERGER LTD CMN	24-Feb-2010	27-May-2010	32	1,900.82	1,939.370	-38.55	92	Short-Term	USD	027-27680-7
SLB	SCHLUMBERGER LTD CMN	04-Mar-2010	27-May-2010	30	1,782.02	1,878.260	-96.24	84	Short-Term	USD	027-27680-7
SLB	SCHLUMBERGER LTD CMN	02-Mar-2006	15-Jan-2010	10	708.05	605.300	102.75	1,415	Long-Term	USD	027-27681-5
SLB	SCHLUMBERGER LTD CMN	18-Sep-2006	23-Feb-2010	2	121.70	116.430	5.27	1,254	Long-Term	USD	027-27681-5
SLB	SCHLUMBERGER LTD CMN	02-Mar-2006	23-Feb-2010	5	304.24	302.650	1.59	1,454	Long-Term	USD	027-27681-5
SLB	SCHLUMBERGER LTD CMN	18-Sep-2006	22-Jul-2010	6	385.63	349.280	16.35	1,403	Long-Term	USD	027-27681-5
SLB	SCHLUMBERGER LTD CMN	11-Jan-2008	24-Feb-2010	6	364.13	566.450	-202.32	775	Long-Term	USD	027-27679-9
SLB	SCHLUMBERGER LTD CMN	22-Jan-2008	24-Feb-2010	1	60.69	77.710	-17.02	764	Long-Term	USD	027-27679-9
SLB	SCHLUMBERGER LTD CMN	22-Jan-2008	30-Apr-2010	5	358.59	388.550	-29.96	829	Long-Term	USD	027-27679-9
SLB	SCHLUMBERGER LTD CMN	09-Dec-2008	11-Nov-2010	1	73.95	42.530	31.42	702	Long-Term	USD	027-27679-9
SLB	SCHLUMBERGER LTD CMN	22-Jan-2008	11-Nov-2010	4	295.79	310.840	-15.05	1,024	Long-Term	USD	027-27679-9
SLM	SLM CORPORATION CMN	07-Mar-2008	21-Jul-2010	16	166.23	287.540	-121.31	866	Long-Term	USD	027-27680-7
SPLS	STAPLES, INC CMN	23-Apr-2009	05-Jan-2010	38	929.79	797.400	132.40	257	Short-Term	USD	027-27680-7
SPLS	STAPLES, INC CMN	23-Apr-2009	03-Sep-2010	48	912.08	1,007.240	-95.16	498	Long-Term	USD	027-27680-7
SPLS	STAPLES, INC CMN	01-Jun-2009	03-Sep-2010	61	1,159.10	1,323.490	-164.39	459	Long-Term	USD	027-27680-7
SPLS	STAPLES, INC CMN	05-Aug-2009	03-Sep-2010	51	969.08	1,072.360	-103.28	394	Long-Term	USD	027-27680-7
SPLS	STAPLES, INC CMN	07-Jan-2010	22-Jul-2010	10	200.39	248.300	-47.91	196	Short-Term	USD	027-27681-5
STI	SUNTRUST BANKS INC \$1.00 PAR CMN	02-Feb-2010	18-Jun-2010	28	733.34	678.030	55.31	136	Short-Term	USD	027-27680-7
STI	SUNTRUST BANKS INC \$1.00 PAR CMN	03-Feb-2010	18-Jun-2010	52	1,361.93	1,222.980	138.95	135	Short-Term	USD	027-27680-7
STJ	ST JUDE MEDICAL INC CMN	22-Dec-2008	23-Feb-2010	9	345.50	290.540	54.96	428	Long-Term	USD	027-27681-5
STJ	ST JUDE MEDICAL INC CMN	22-Dec-2008	14-Apr-2010	9	380.06	290.540	89.52	478	Long-Term	USD	027-27681-5
STJ	ST JUDE MEDICAL INC CMN	22-Dec-2008	22-Jul-2010	6	217.73	193.690	24.04	577	Long-Term	USD	027-27681-5
STJ	ST JUDE MEDICAL INC CMN	22-Dec-2008	02-Nov-2010	5	189.39	161.410	27.98	680	Long-Term	USD	027-27681-5
STT	STATE STREET CORPORATION (NEW) CMN	19-May-2009	01-Feb-2010	60	2,623.15	2,610.610	12.54	258	Short-Term	USD	027-27680-7
SU	SUNCOR ENERGY INC CMN	02-Mar-2006	15-Jan-2010	24	863.37	946.920	-83.55	1,415	Long-Term	USD	027-27681-5
SU	SUNCOR ENERGY INC CMN	18-May-2006	15-Jan-2010	12	431.69	462.000	-30.31	1,338	Long-Term	USD	027-27681-5
SU	SUNCOR ENERGY INC CMN	07-Jul-2008	24-Feb-2010	19	556.08	1,083.440	-527.36	597	Long-Term	USD	027-27681-5

Symbol	Description	Trade Date	Date Sold / Covered	Qty	Proceeds (Base)	Cost (Base)	Gain/Loss (Base)	Days Held	Gain Type	Issue Ccy	Acct Number
SU	SUNCOR ENERGY INC CMN	25-Jan-2008	24-Feb-2010	16	488 28	735 780	-267 50	761	Long-Term	USD	027-27681-5
SU	SUNCOR ENERGY INC CMN	18-May-2006	24-Feb-2010	8	234 14	308 000	-73 86	1,378	Long-Term	USD	027-27681-5
SU	SUNCOR ENERGY INC CMN	19-May-2006	24-Feb-2010	14	409 74	531 430	-121 69	1,377	Long-Term	USD	027-27681-5
SU	SUNCOR ENERGY INC CMN	19-Sep-2006	24-Feb-2010	20	585 35	696 760	-111 41	1,254	Long-Term	USD	027-27681-5
SU	SUNCOR ENERGY INC CMN	05-Apr-2007	24-Feb-2010	14	409 74	548 530	-138 79	1,056	Long-Term	USD	027-27681-5
TEF	TELEFONICA S.A. ADR SPONSORED ADR CMN	01-Feb-2007	24-Feb-2010	5	346 34	329 910	16 43	1 119	Long-Term	USD	027-27679-9
TEF	TELEFONICA S.A. ADR SPONSORED ADR CMN	01-Feb-2007	11-Nov-2010	5	369 84	329 910	39 93	1,379	Long-Term	USD	027-27679-9
TEVA	TEVA PHARMACEUTICAL IND LTD ADS	11-Jul-2008	07-Jan-2010	15	861 56	638 610	222 95	545	Long-Term	USD	027-27681-5
TEVA	TEVA PHARMACEUTICAL IND LTD ADS	23-Jan-2008	07-Jan-2010	6	344 63	267 290	77 34	715	Long-Term	USD	027-27681-5
TEVA	TEVA PHARMACEUTICAL IND LTD ADS	11-Jul-2008	22-Jul-2010	5	272 39	212 870	59 52	741	Long-Term	USD	027-27681-5
TEVA	TEVA PHARMACEUTICAL IND LTD ADS	02-Mar-2006	08-Feb-2010	2	114 18	86 880	27 30	1,439	Long-Term	USD	027-27679-9
TEVA	TEVA PHARMACEUTICAL IND LTD ADS	20-Nov-2006	08-Feb-2010	4	228 35	126 440	101 92	1,176	Long-Term	USD	027-27679-9
TEVA	TEVA PHARMACEUTICAL IND LTD ADS	20-Nov-2006	24-Feb-2010	7	417 89	221 270	196 62	1,192	Long-Term	USD	027-27679-9
TEVA	TEVA PHARMACEUTICAL IND LTD ADS	20-Nov-2006	11-Nov-2010	8	402 23	252 880	149 35	1,452	Long-Term	USD	027-27679-9
TGT	TARGET CORPORATION CMN	14-Oct-2009	09-Feb-2010	23	1,130 86	1,169 830	-38 97	118	Short-Term	USD	027-27680-7
TGT	TARGET CORPORATION CMN	14-Oct-2009	24-Mar-2010	5	266 76	254 310	12 45	161	Short-Term	USD	027-27680-7
TGT	TARGET CORPORATION CMN	15-Oct-2009	24-Mar-2010	37	1,974 03	1,875 940	98 09	160	Short-Term	USD	027-27680-7
TGT	TARGET CORPORATION CMN	17-Dec-2009	24-Mar-2010	20	1,067 05	950 610	116 44	97	Short-Term	USD	027-27680-7
TGT	TARGET CORPORATION CMN	05-Feb-2008	07-Jan-2010	8	401 40	431 040	-29 64	702	Long-Term	USD	027-27681-5
TGT	TARGET CORPORATION CMN	01-Feb-2008	07-Jan-2010	13	652 28	716 480	-64 20	706	Long-Term	USD	027-27681-5
TGT	TARGET CORPORATION CMN	04-Feb-2008	07-Jan-2010	13	652 28	709 280	-57 01	703	Long-Term	USD	027-27681-5



Symbol	Description	Trade Date	Date Sold / Covered	Qty	Proceeds (Base)	Cost (Base)	Gain/Loss (Base)	Days Held	Gain Type	Issue Ccy	Acct Number
TGT	TARGET CORPORATION CMN	08-Feb-2008	23-Feb-2010	1	50.35	52.640	-2.29	746	Long-Term	USD	027-27681-5
TGT	TARGET CORPORATION CMN	05-Feb-2008	23-Feb-2010	4	201.39	215.520	-14.13	749	Long-Term	USD	027-27681-5
TGT	TARGET CORPORATION CMN	08-Feb-2008	12-Apr-2010	5	279.13	263.190	15.94	794	Long-Term	USD	027-27681-5
TGT	TARGET CORPORATION CMN	08-Feb-2008	02-Jun-2010	5	268.65	263.190	5.46	845	Long-Term	USD	027-27681-5
TGT	TARGET CORPORATION CMN	08-Feb-2008	02-Aug-2010	4	206.61	210.560	-3.94	906	Long-Term	USD	027-27681-5
TGT	TARGET CORPORATION CMN	13-Mar-2008	02-Aug-2010	15	774.80	749.580	25.22	872	Long-Term	USD	027-27681-5
TGT	TARGET CORPORATION CMN	25-Mar-2008	02-Aug-2010	15	774.80	801.560	-26.77	860	Long-Term	USD	027-27681-5
TGT	TARGET CORPORATION CMN	21-Aug-2008	02-Aug-2010	33	1,704.55	1,658.340	46.21	711	Long-Term	USD	027-27681-5
TJX	TJX COMPANIES INC (NEW) CMN	07-Apr-2009	17-Dec-2009	18	661.35	464.100	197.25	254	Short-Term	USD	027-27680-7
TJX	TJX COMPANIES INC (NEW) CMN	01-Jun-2009	17-Dec-2009	40	1,469.68	1,228.610	241.07	199	Short-Term	USD	027-27680-7
TJX	TJX COMPANIES INC (NEW) CMN	02-Jun-2009	17-Dec-2009	36	1,322.71	1,108.570	214.14	198	Short-Term	USD	027-27680-7
TKC	TURKCELL ILETISIM HIZMETLERI SPONSORED ADR CMN	14-May-2008	24-Feb-2010	16	247.35	301.120	-53.77	651	Long-Term	USD	027-27679-9
TKC	TURKCELL ILETISIM HIZMETLERI SPONSORED ADR CMN	14-May-2008	24-Feb-2010	6	92.76	113.120	-20.36	651	Long-Term	USD	027-27679-9
TKC	TURKCELL ILETISIM HIZMETLERI SPONSORED ADR CMN	14-May-2008	16-Mar-2010	12	184.91	225.840	-40.93	671	Long-Term	USD	027-27679-9
TKC	TURKCELL ILETISIM HIZMETLERI SPONSORED ADR CMN	15-May-2008	16-Mar-2010	8	123.28	156.050	-32.77	670	Long-Term	USD	027-27679-9
TKC	TURKCELL ILETISIM HIZMETLERI SPONSORED ADR CMN	15-May-2008	25-Mar-2010	20	291.64	384.930	-93.29	679	Long-Term	USD	027-27679-9
TKC	TURKCELL ILETISIM HIZMETLERI SPONSORED ADR CMN	15-May-2008	25-Mar-2010	11	160.40	214.560	-54.16	679	Long-Term	USD	027-27679-9

Symbol	Description	Trade Date	Date Sold / Covered	Qty	Proceeds (Base)	Cost (Base)	Gain/Loss (Base)	Days Held	Gain Type	Issue Ccy	Acct Number
TKC	TURKCELL ILETISIM HIZMETLERI SPONSORED ADR CMN	15-May-2008	29-Jun-2010	12	157 97	230 960	-72 99	775	Long-Term	USD	027-27679-9
TKC	TURKCELL ILETISIM HIZMETLERI SPONSORED ADR CMN	15-May-2008	30-Jun-2010	7	90 98	134 730	-43 75	776	Long-Term	USD	027-27679-9
TKC	TURKCELL ILETISIM HIZMETLERI SPONSORED ADR CMN	15-May-2008	01-Jul-2010	15	190 85	288 700	-97 85	777	Long-Term	USD	027-27679-9
TKC	TURKCELL ILETISIM HIZMETLERI SPONSORED ADR CMN	15-May-2008	02-Jul-2010	7	89 84	134 730	-44 89	778	Long-Term	USD	027-27679-9
TKC	TURKCELL ILETISIM HIZMETLERI SPONSORED ADR CMN	20-May-2008	06-Jul-2010	8	105 13	151 660	-46 53	777	Long-Term	USD	027-27679-9
TKC	TURKCELL ILETISIM HIZMETLERI SPONSORED ADR CMN	15-May-2008	06-Jul-2010	9	118 27	173 220	-54 95	782	Long-Term	USD	027-27679-9
TKC	TURKCELL ILETISIM HIZMETLERI SPONSORED ADR CMN	20-May-2008	07-Jul-2010	18	235 94	341 230	-105 29	778	Long-Term	USD	027-27679-9
TKC	TURKCELL ILETISIM HIZMETLERI SPONSORED ADR CMN	20-May-2008	08-Jul-2010	19	252 43	360 190	-107 76	779	Long-Term	USD	027-27679-9
TKC	TURKCELL ILETISIM HIZMETLERI SPONSORED ADR CMN	20-May-2008	09-Jul-2010	7	92 24	132 700	-40 46	780	Long-Term	USD	027-27679-9
TKC	TURKCELL ILETISIM HIZMETLERI SPONSORED ADR CMN	20-May-2008	12-Jul-2010	14	183 83	265 400	-81 57	783	Long-Term	USD	027-27679-9
TKC	TURKCELL ILETISIM HIZMETLERI SPONSORED ADR CMN	20-May-2008	13-Jul-2010	1	13 22	18 960	-5 74	784	Long-Term	USD	027-27679-9
TKC	TURKCELL ILETISIM HIZMETLERI SPONSORED ADR CMN	16-Sep-2008	13-Jul-2010	24	317 15	340 240	-23 09	665	Long-Term	USD	027-27679-9
TKGBY	TURKIYE GARANTI BANKASI AS GDS CMN	04-Feb-2010	21-Jul-2010	80	388 39	346 760	51 63	167	Short-Term	USD	027-27679-9
TM	TOYOTA MOTOR CORPORATION SPON ADR	19-Apr-2007	03-Feb-2010	8	611 97	993 400	-381 43	1,021	Long-Term	USD	027-27679-9

Symbol	Description	Trade Date	Date Sold / Covered	Qty	Proceeds (Base)	Cost (Base)	Gain/Loss (Base)	Days Held	Gain Type	Issue Ccy	Acct Number
TM	TOYOTA MOTOR CORPORATION SPON ADR	19-Apr-2007	24-Feb-2010	5	370 19	620 880	-250 69	1,042	Long-Term	USD	027-27679-9
TMO	THERMO FISHER SCIENTIFIC INC CMN	13-Oct-2008	23-Feb-2010	5	248 34	225 560	22 79	498	Long-Term	USD	027-27681-5
TMO	THERMO FISHER SCIENTIFIC INC CMN	04-May-2009	02-Jun-2010	1	50 86	37 150	13 72	394	Long-Term	USD	027-27681-5
TMO	THERMO FISHER SCIENTIFIC INC CMN	13-Oct-2008	02-Jun-2010	6	305 18	270 670	34 51	597	Long-Term	USD	027-27681-5
TMO	THERMO FISHER SCIENTIFIC INC CMN	04-May-2009	28-Jun-2010	22	1,127 31	817 200	310 11	420	Long-Term	USD	027-27681-5
TRV	THE TRAVELERS COMPANIES, INC CMN	29-Nov-2007	08-Mar-2010	4	215 04	207 670	7 37	830	Long-Term	USD	027-27680-7
TRV	THE TRAVELERS COMPANIES, INC CMN	20-Nov-2007	08-Mar-2010	23	1,236 46	1,179 740	56 72	839	Long-Term	USD	027-27680-7
TRV	THE TRAVELERS COMPANIES, INC CMN	29-Nov-2007	02-Nov-2010	4	222 19	207 670	14 52	1,069	Long-Term	USD	027-27680-7
TRV	THE TRAVELERS COMPANIES, INC CMN	29-Nov-2007	19-Nov-2010	17	941 64	882 610	59 03	1,086	Long-Term	USD	027-27680-7
TRV	THE TRAVELERS COMPANIES, INC CMN	31-Jan-2008	19-Nov-2010	4	221 56	189 000	32 56	1,023	Long-Term	USD	027-27680-7
TSCDY	TESCO PLC (SPONSORED) ADR SPONSORED ADR CMN	21-Oct-2009	24-Feb-2010	20	390 39	392 970	-2 58	126	Short-Term	USD	027-27679-9
TSCDY	TESCO PLC (SPONSORED) ADR SPONSORED ADR CMN	21-Oct-2009	11-Nov-2010	22	441 75	432 270	9 48	386	Long-Term	USD	027-27679-9
UN	UNILEVER N V NY SHS (NEW) ADR CMN	06-Dec-2007	16-Dec-2009	31	1,000 79	1,099 870	-99 08	741	Long-Term	USD	027-27680-7
UN	UNILEVER N V NY SHS (NEW) ADR CMN	06-Dec-2007	17-Dec-2009	8	253 99	283 840	-29 85	742	Long-Term	USD	027-27680-7
UN	UNILEVER N V NY SHS (NEW) ADR CMN	22-Jan-2008	17-Dec-2009	4	127 00	127 760	-0 76	695	Long-Term	USD	027-27680-7
UN	UNILEVER N V NY SHS (NEW) ADR CMN	22-Jan-2008	16-Feb-2010	31	930 17	990 100	-59 93	756	Long-Term	USD	027-27680-7
UN	UNILEVER N V NY SHS (NEW) ADR CMN	23-Jan-2008	26-Feb-2010	20	602 45	605 010	-2 56	765	Long-Term	USD	027-27680-7
UN	UNILEVER N V NY SHS (NEW) ADR CMN	22-Jan-2008	26-Feb-2010	32	963 92	1,022 040	-58 11	766	Long-Term	USD	027-27680-7
UN	UNILEVER N V NY SHS (NEW) ADR CMN	11-Feb-2008	26-Feb-2010	5	150 61	153 270	-2 66	746	Long-Term	USD	027-27680-7
USB	U S BANCORP CMN	18-Jun-2010	02-Nov-2010	8	190 95	187 680	3 27	137	Short-Term	USD	027-27680-7

Symbol	Description	Trade Date	Date Sold / Covered	Qty	Proceeds (Base)	Cost (Base)	Gain/Loss (Base)	Days Held	Gain Type	Issue Ccy	Acct Number
V	VISA INC CMN CLASS A	19-Mar-2008	04-Jan-2010	14	1,238 57	835 520	403 05	656	Long-Term	USD	027-27681-5
V	VISA INC CMN CLASS A	19-Mar-2008	05-Feb-2010	24	1,968 71	1,432 330	536 38	688	Long-Term	USD	027-27681-5
V	VISA INC CMN CLASS A	19-Mar-2008	09-Feb-2010	2	166 60	119 360	47 24	692	Long-Term	USD	027-27681-5
V	VISA INC CMN CLASS A	24-Apr-2009	09-Feb-2010	21	1,749 35	1,261 140	488 21	291	Short-Term	USD	027-27681-5
VIAB	VIACOM INC CMN CLASS B	15-Oct-2008	02-Dec-2009	32	960 26	591 770	368 49	413	Long-Term	USD	027-27680-7
VIAB	VIACOM INC CMN CLASS B	15-Oct-2008	23-Dec-2009	39	1,149 90	721 220	428 68	434	Long-Term	USD	027-27680-7
VIAB	VIACOM INC CMN CLASS B	11-Sep-2009	24-Dec-2009	29	857 05	761 000	96 06	104	Short-Term	USD	027-27680-7
VIAB	VIACOM INC CMN CLASS B	15-Oct-2008	24-Dec-2009	13	384 20	240 410	143 79	435	Long-Term	USD	027-27680-7
VIAB	VIACOM INC CMN CLASS B	28-Oct-2009	28-Dec-2009	28	829 44	773 250	56 19	61	Short-Term	USD	027-27680-7
VIAB	VIACOM INC CMN CLASS B	11-Sep-2009	28-Dec-2009	10	296 23	262 410	33 82	108	Short-Term	USD	027-27680-7
WWDY	VESTAS WIND SYSTEMS A/S ADR CMN	08-Aug-2008	24-Feb-2010	15	257 39	609 380	-351 98	565	Long-Term	USD	027-27679-9
WWDY	VESTAS WIND SYSTEMS A/S ADR CMN	15-Aug-2008	24-Feb-2010	5	85 80	204 280	-118 48	558	Long-Term	USD	027-27679-9
WLP	WELLPOINT, INC CMN	28-Oct-2008	21-Jul-2010	5	257 74	194 360	63 38	631	Long-Term	USD	027-27680-7
WMMVY	WAL-MART DE MEXICO SAB DE CV SPONSORED ADR REPSTG SER V SHS	30-Jul-2007	14-Jan-2010	5	240 50	183 340	57 16	899	Long-Term	USD	027-27679-9
WMMVY	WAL-MART DE MEXICO SAB DE CV SPONSORED ADR REPSTG SER V SHS	30-Jul-2007	24-Feb-2010	5	235 49	183 340	52 15	940	Long-Term	USD	027-27679-9
WMMVY	WAL-MART DE MEXICO SAB DE CV SPONSORED ADR REPSTG SER V SHS	08-Oct-2008	24-Feb-2010	3	141 30	74 020	67 28	504	Long-Term	USD	027-27679-9
WMMVY	WAL-MART DE MEXICO SAB DE CV SPONSORED ADR REPSTG SER V SHS	08-Oct-2008	21-Apr-2010	5	253 77	123 360	130 41	560	Long-Term	USD	027-27679-9
WMMVY	WAL-MART DE MEXICO SAB DE CV SPONSORED ADR REPSTG SER V SHS	18-Nov-2008	11-Nov-2010	9	248 21	112 540	135 67	723	Long-Term	USD	027-27679-9
WMMVY	WAL-MART DE MEXICO SAB DE CV SPONSORED ADR REPSTG SER V SHS	08-Oct-2008	11-Nov-2010	4	110 32	49 340	60 97	764	Long-Term	USD	027-27679-9
WMT	WAL MART STORES INC CMN	27-Oct-2009	21-Jun-2010	18	920 25	897 700	22 55	237	Short-Term	USD	027-27680-7
WMT	WAL MART STORES INC CMN	27-Oct-2009	08-Oct-2010	5	270 80	249 360	21 44	346	Short-Term	USD	027-27680-7

Symbol	Description	Trade Date	Date Sold / Covered	Qty	Proceeds (Base)	Cost (Base)	Gain/Loss (Base)	Days Held	Gain Type	Issue Ccy	Acct Number
WMT	WAL MART STORES INC CMN	27-Oct-2009	11-Oct-2010	9	491 33	448 850	42 48	349	Short-Term	USD	027-27680-7
WMT	WAL MART STORES INC CMN	27-Oct-2009	12-Oct-2010	12	647 64	598 470	49 17	350	Short-Term	USD	027-27680-7
WMT	WAL MART STORES INC CMN	30-Apr-2010	12-Oct-2010	20	1,079 40	1,079 470	-0 07	165	Short-Term	USD	027-27680-7
WRB	W R BERKLEY CORPORATION CMN	08-Apr-2009	21-Jul-2010	8	209 75	188 740	21 01	469	Long-Term	USD	027-27680-7
WRB	W R BERKLEY CORPORATION CMN	09-Apr-2009	28-Sep-2010	42	1,127 64	1,005 380	122 26	537	Long-Term	USD	027-27680-7
WRB	W R BERKLEY CORPORATION CMN	08-Apr-2009	28-Sep-2010	14	375 88	330 300	45 58	538	Long-Term	USD	027-27680-7
WRB	W R BERKLEY CORPORATION CMN	09-Apr-2009	29-Sep-2010	7	188 16	167 560	20 59	538	Long-Term	USD	027-27680-7
WRB	W R BERKLEY CORPORATION CMN	15-Apr-2009	29-Sep-2010	17	456 95	413 180	43 77	532	Long-Term	USD	027-27680-7
WRB	W R BERKLEY CORPORATION CMN	15-Jun-2009	29-Sep-2010	40	1,075 18	898 810	176 37	471	Long-Term	USD	027-27680-7
WRB	W R BERKLEY CORPORATION CMN	15-Jun-2009	30-Sep-2010	19	513 60	426 930	86 67	472	Long-Term	USD	027-27680-7
WU	WESTERN UNION COMPANY (THE) CMN	26-Apr-2007	23-Feb-2010	15	242 24	324 000	-81 76	1,034	Long-Term	USD	027-27681-5
WU	WESTERN UNION COMPANY (THE) CMN	20-Jul-2007	12-Apr-2010	13	227 02	271 490	-44 47	997	Long-Term	USD	027-27681-5
WU	WESTERN UNION COMPANY (THE) CMN	26-Apr-2007	12-Apr-2010	54	943 00	1,166 390	-223 39	1,082	Long-Term	USD	027-27681-5
WU	WESTERN UNION COMPANY (THE) CMN	25-Sep-2007	03-May-2010	64	1,165 49	1,346 710	-181 22	951	Long-Term	USD	027-27681-5
WU	WESTERN UNION COMPANY (THE) CMN	20-Jul-2007	03-May-2010	20	364 21	417 680	-53 47	1,018	Long-Term	USD	027-27681-5
WU	WESTERN UNION COMPANY (THE) CMN	25-Sep-2007	04-May-2010	11	195 28	231 470	-36 19	952	Long-Term	USD	027-27681-5
WU	WESTERN UNION COMPANY (THE) CMN	12-Oct-2007	04-May-2010	76	1,349 18	1,528 420	-179 24	935	Long-Term	USD	027-27681-5
WU	DEL MONTE FOODS COMPANY CMN	08-Oct-2010	15-Nov-2010	16	227 99	215 990	12 00	38	Short-Term	USD	027-27680-7
WU	DEL MONTE FOODS COMPANY CMN	12-Oct-2010	19-Nov-2010	12	206 40	162 500	43 91	38	Short-Term	USD	027-27680-7

Symbol	Description	Trade Date	Date Sold / Covered	Qty	Proceeds (Base)	Cost (Base)	Gain/Loss (Base)	Days Held	Gain Type	Issue Ccy	Acct Number
	DEL MONTE FOODS COMPANY CMN	11-Oct-2010	19-Nov-2010	93	1,599.62	1,264.930	334.69	39	Short-Term	USD	027-27680-7
	DEL MONTE FOODS COMPANY CMN	08-Oct-2010	19-Nov-2010	16	275.20	215.990	59.21	42	Short-Term	USD	027-27680-7
	DEL MONTE FOODS COMPANY CMN	15-Oct-2010	26-Nov-2010	96	1,801.19	1,437.390	363.80	42	Short-Term	USD	027-27680-7
	DEL MONTE FOODS COMPANY CMN	12-Oct-2010	26-Nov-2010	32	600.40	433.320	167.07	45	Short-Term	USD	027-27680-7
	DEL MONTE FOODS COMPANY CMN	18-Oct-2010	26-Nov-2010	95	1,782.43	1,422.840	359.59	39	Short-Term	USD	027-27680-7
	OESTERREICHISCHE ELEKTRIZITÄT SPONSORED ADR CMN	17-Mar-2008	08-Feb-2010	31	248.92	461.550	-212.63	693	Long-Term	USD	027-27679-9
	OESTERREICHISCHE ELEKTRIZITÄT SPONSORED ADR CMN	18-Mar-2008	08-Feb-2010	8	64.24	119.010	-54.77	692	Long-Term	USD	027-27679-9
	OESTERREICHISCHE ELEKTRIZITÄT SPONSORED ADR CMN	21-Apr-2008	08-Feb-2010	7	56.21	112.040	-55.83	658	Long-Term	USD	027-27679-9
	EMPRESA BRASILEIRA DE AERONAUTICA SA ONE ADR = 4 COMMON SHARES	02-Mar-2006	11-Nov-2010	14	411.73	566.260	-154.53	1,715	Long-Term	USD	027-27679-9
TOTAL					331,922.74		12,178.19				



**FORM 990-PF - PART IV
CAPITAL GAINS AND LOSSES FOR TAX ON INVESTMENT INCOME**

Kind of Property		Description				P or D	Date acquired	Date sold
Gross sale price less expenses of sale	Depreciation allowed/ allowable	Cost or other basis	FMV as of 12/31/69	Adj basis as of 12/31/69	Excess of FMV over adj basis		Gain or (loss)	
		SEE STATEMENT PROPERTY TYPE: SECURITIES				P	VARIOUS	VAR 2010
							12,934.	
		SEE STATEMENT PROPERTY TYPE: SECURITIES				P	VARIOUS	VAR 2010
							-756.	
TOTAL GAIN (LOSS)							<u>12,178.</u>	

Application for Extension of Time To File an Exempt Organization Return

► File a separate application for each return.

- If you are filing for an **Automatic 3-Month Extension**, complete only **Part I** and check this box **X**
- If you are filing for an **Additional (Not Automatic) 3-Month Extension**, complete only **Part II** (on page 2 of this form)

Do not complete Part II unless you have already been granted an automatic 3-month extension on a previously filed Form 8868

Electronic filing (e-file). You can electronically file Form 8868 if you need a 3-month automatic extension of time to file (6 months for a corporation required to file Form 990-T), or an additional (not automatic) 3-month extension of time. You can electronically file Form 8868 to request an extension of time to file any of the forms listed in Part I or Part II with the exception of Form 8870, Information Return for Transfers Associated With Certain Personal Benefit Contracts, which must be sent to the IRS in paper format (see instructions). For more details on the electronic filing of this form, visit www.irs.gov/efile and click on *e-file for Charities & Nonprofits*

Part I Automatic 3-Month Extension of Time. Only submit original (no copies needed)

A corporation required to file Form 990-T and requesting an automatic 6-month extension - check this box and complete Part I only

All other corporations (including 1120-C filers), partnerships, REMICs, and trusts must use Form 7004 to request an extension of time to file income tax returns.

Type or print	Name of exempt organization THE NIMA TAGHAVI FOUNDATION FKA THE TAGHAVI AND GHAZI FOUNDATION	Employer identification number 20-3959759
	Number, street, and room or suite no. If a P O box, see instructions 3100 S. SUSAN STREET	
	City, town or post office, state, and ZIP code For a foreign address, see instructions SANTA ANA, CA 92704	

Enter the Return code for the return that this application is for (file a separate application for each return)

Application Is For	Return Code	Application Is For	Return Code
Form 990	01	Form 990-T (corporation)	07
Form 990-BL	02	Form 1041-A	08
Form 990-EZ	03	Form 4720	09
Form 990-PF	04	Form 5227	10
Form 990-T (sec 401(a) or 408(a) trust)	05	Form 6069	11
Form 990-T (trust other than above)	06	Form 8870	12

• The books are in the care of ► NIMA TAGHAVI

Telephone No. ► 949 825-7700 FAX No. ►

- If the organization does not have an office or place of business in the United States, check this box
- If this is for a Group Return, enter the organization's four digit Group Exemption Number (GEN) _____ If this is for the whole group, check this box If it is for part of the group, check this box and attach a list with the names and EINs of all members the extension is for.

1 I request an automatic 3-month (6 months for a corporation required to file Form 990-T) extension of time until 07/15, 2011, to file the exempt organization return for the organization named above. The extension is for the organization's return for.

► calendar year 20____ or

► tax year beginning 12/01, 2009, and ending 11/30, 2010

2 If the tax year entered in line 1 is for less than 12 months, check reason: Initial return Final return Change in accounting period

3a If this application is for Form 990-BL, 990-PF, 990-T, 4720, or 6069, enter the tentative tax, less any nonrefundable credits. See instructions.	3a \$	450.
b If this application is for Form 990-PF, 990-T, 4720, or 6069, enter any refundable credits and estimated tax payments made. Include any prior year overpayment allowed as a credit.	3b \$	0.
c Balance Due. Subtract line 3b from line 3a. Include your payment with this form, if required, by using EFTPS (Electronic Federal Tax Payment System) See instructions.	3c \$	450.

Caution. If you are going to make an electronic fund withdrawal with this Form 8868, see Form 8453-EO and Form 8879-EO for payment instructions