



See a Social Security Number? Say Something!
Report Privacy Problems to <https://public.resource.org/privacy>
Or call the IRS Identity Theft Hotline at 1-800-908-4490



Form **990-PF**

Department of the Treasury
Internal Revenue Service

Return of Private Foundation
or Section 4947(a)(1) Nonexempt Charitable Trust
Treated as a Private Foundation

Note. The foundation may be able to use a copy of this return to satisfy state reporting requirements

OMB No 1545-0052
2009

For calendar year 2009, or tax year beginning 12-01-2009 , and ending 11-30-2010

G

Check all that apply

☐ Initial return

☐ Initial return of a former public charity






☐ Final return

☐ Amended return

☐ Address change

☐ Name change

| | | | | |
|--|--|--|--|--|
| Use the IRS label. Otherwise, print or type. See Specific Instructions. | Name of foundation THE KUPFERBERG FOUNDATION | | A Employer identification number 11-6008915 | |
| | Number and street (or P O box number if mail is not delivered to street address) Room/suite 131-38 SANFORD AVENUE | | B Telephone number (see page 10 of the instructions) (718) 461-7000 | |
| | City or town, state, and ZIP code FLUSHING, NY 11355 | | C If exemption application is pending, check here <input type="checkbox"/> D 1. Foreign organizations, check here <input type="checkbox"/> 2. Foreign organizations meeting the 85% test, check here and attach computation <input type="checkbox"/> | |
| H Check type of organization <input checked="" type="checkbox"/> Section 501(c)(3) exempt private foundation <input type="checkbox"/> Section 4947(a)(1) nonexempt charitable trust <input type="checkbox"/> Other taxable private foundation | | | E If private foundation status was terminated under section 507(b)(1)(A), check here <input type="checkbox"/> F If the foundation is in a 60-month termination under section 507(b)(1)(B), check here <input type="checkbox"/> | |
| I Fair market value of all assets at end of year (from Part II, col. (c), line 16) \$ 12,452,502 | | J Accounting method <input checked="" type="checkbox"/> Cash <input type="checkbox"/> Accrual <input type="checkbox"/> Other (specify) (Part I, column (d) must be on cash basis.) | | |

| Part I Analysis of Revenue and Expenses (The total of amounts in columns (b), (c), and (d) may not necessarily equal the amounts in column (a) (see page 11 of the instructions)) | | (a) Revenue and expenses per books | (b) Net investment income | (c) Adjusted net income | (d) Disbursements for charitable purposes (cash basis only) |
|--|--|--|---------------------------|-------------------------|---|
| Revenue | 1 Contributions, gifts, grants, etc , received (attach schedule) | | | | |
| | 2 Check <input checked="" type="checkbox"/> if the foundation is not required to attach Sch B | | | | |
| | 3 Interest on savings and temporary cash investments | 133,962 | 133,962 | | |
| | 4 Dividends and interest from securities. | 293,736 | 293,736 | | |
| | 5a Gross rents | | | | |
| | b Net rental income or (loss) _____ | | | | |
| | 6a Net gain or (loss) from sale of assets not on line 10 | 247,737 | | | |
| | b Gross sales price for all assets on line 6a _____ 2,262,483 | | | | |
| | 7 Capital gain net income (from Part IV , line 2) | | 247,737 | | |
| | 8 Net short-term capital gain | | | | |
| | 9 Income modifications | | | | |
| | 10a Gross sales less returns and allowances | | | | |
| Operating and Administrative Expenses | b Less Cost of goods sold | | | | |
| | c Gross profit or (loss) (attach schedule) | | | | |
| | 11 Other income (attach schedule) |  1,521 | 1,521 | | |
| | 12 Total. Add lines 1 through 11 | 676,956 | 676,956 | | |
| | 13 Compensation of officers, directors, trustees, etc | 0 | | | |
| | 14 Other employee salaries and wages | | | | |
| | 15 Pension plans, employee benefits | | | | |
| | 16a Legal fees (attach schedule). | | | | |
| | b Accounting fees (attach schedule). |  11,440 | 8,580 | 0 | 2,860 |
| | c Other professional fees (attach schedule) |  41,278 | 41,278 | 0 | 0 |
| | 17 Interest | | | | |
| | 18 Taxes (attach schedule) (see page 14 of the instructions) |  26,939 | 1,245 | 0 | 0 |
| | 19 Depreciation (attach schedule) and depletion | | | | |
| | 20 Occupancy | | | | |
| | 21 Travel, conferences, and meetings | | | | |
| | 22 Printing and publications | | | | |
| | 23 Other expenses (attach schedule) |  20,886 | 16,055 | 0 | 4,081 |
| | 24 Total operating and administrative expenses. | | | | |
| | Add lines 13 through 23 | 100,543 | 67,158 | 0 | 6,941 |
| | 25 Contributions, gifts, grants paid | 503,000 | | | 503,000 |
| | 26 Total expenses and disbursements. Add lines 24 and 25 | 603,543 | 67,158 | 0 | 509,941 |
| | 27 Subtract line 26 from line 12 | | | | |
| | a Excess of revenue over expenses and disbursements | 73,413 | | | |
| | b Net investment income (if negative, enter -0-) | | 609,798 | | |
| | c Adjusted net income (if negative, enter -0-) | | | | |

| Part II Balance Sheets | | Attached schedules and amounts in the description column should be for end-of-year amounts only (See instructions) | Beginning of year | End of year | |
|-----------------------------|---|--|-------------------|----------------|-----------------------|
| | | | (a) Book Value | (b) Book Value | (c) Fair Market Value |
| Assets | 1 | Cash—non-interest-bearing | 15,141 | 14,946 | 14,946 |
| | 2 | Savings and temporary cash investments | 1,511,616 | 1,495,512 | 1,495,275 |
| | 3 | Accounts receivable ▶ _____ Less allowance for doubtful accounts ▶ _____ | | | |
| | 4 | Pledges receivable ▶ _____ Less allowance for doubtful accounts ▶ _____ | | | |
| | 5 | Grants receivable | | | |
| | 6 | Receivables due from officers, directors, trustees, and other disqualified persons (attach schedule) (see page 15 of the instructions) | | | |
| | 7 | Other notes and loans receivable (attach schedule) ▶ _____ Less allowance for doubtful accounts ▶ _____ | | | |
| | 8 | Inventories for sale or use | | | |
| | 9 | Prepaid expenses and deferred charges | | | |
| | 10a | Investments—U S and state government obligations (attach schedule) | | | |
| | b | Investments—corporate stock (attach schedule) | 3,884,860 | 4,106,951 | 7,676,860 |
| | c | Investments—corporate bonds (attach schedule). | 3,280,399 | 3,148,020 | 3,265,421 |
| | 11 | Investments—land, buildings, and equipment basis ▶ _____ Less accumulated depreciation (attach schedule) ▶ _____ | | | |
| | 12 | Investments—mortgage loans | | | |
| | 13 | Investments—other (attach schedule) | | | |
| | 14 | Land, buildings, and equipment basis ▶ _____ Less accumulated depreciation (attach schedule) ▶ _____ | | | |
| 15 | Other assets (describe ▶ _____) | | | | |
| 16 | Total assets (to be completed by all filers—see the instructions Also, see page 1, item I) | 8,692,016 | 8,765,429 | 12,452,502 | |
| Liabilities | 17 | Accounts payable and accrued expenses | | | |
| | 18 | Grants payable | | | |
| | 19 | Deferred revenue | | | |
| | 20 | Loans from officers, directors, trustees, and other disqualified persons | | | |
| | 21 | Mortgages and other notes payable (attach schedule) | | | |
| | 22 | Other liabilities (describe ▶ _____) | | | |
| | 23 | Total liabilities (add lines 17 through 22) | 0 | 0 | |
| Net Assets or Fund Balances | Foundations that follow SFAS 117, check here ▶ <input type="checkbox"/> and complete lines 24 through 26 and lines 30 and 31. | | | | |
| | 24 | Unrestricted | | | |
| | 25 | Temporarily restricted | | | |
| | 26 | Permanently restricted | | | |
| | Foundations that do not follow SFAS 117, check here ▶ <input checked="" type="checkbox"/> and complete lines 27 through 31. | | | | |
| | 27 | Capital stock, trust principal, or current funds | 430,800 | 430,800 | |
| | 28 | Paid-in or capital surplus, or land, bldg , and equipment fund | | | |
| | 29 | Retained earnings, accumulated income, endowment, or other funds | 8,261,216 | 8,334,629 | |
| | 30 | Total net assets or fund balances (see page 17 of the instructions) | 8,692,016 | 8,765,429 | |
| | 31 | Total liabilities and net assets/fund balances (see page 17 of the instructions) | 8,692,016 | 8,765,429 | |

| Part III Analysis of Changes in Net Assets or Fund Balances | | |
|---|--|-------------|
| 1 | Total net assets or fund balances at beginning of year—Part II, column (a), line 30 (must agree with end-of-year figure reported on prior year’s return) | 1 8,692,016 |
| 2 | Enter amount from Part I, line 27a | 2 73,413 |
| 3 | Other increases not included in line 2 (itemize) ▶ _____ | 3 |
| 4 | Add lines 1, 2, and 3 | 4 8,765,429 |
| 5 | Decreases not included in line 2 (itemize) ▶ _____ | 5 |
| 6 | Total net assets or fund balances at end of year (line 4 minus line 5)—Part II, column (b), line 30 | 6 8,765,429 |

Part IV Capital Gains and Losses for Tax on Investment Income

| | | | | |
|---|---------------------------|--|--------------------------------------|----------------------------------|
| (a) List and describe the kind(s) of property sold (e g , real estate, 2-story brick warehouse, or common stock, 200 shs MLC Co) | | (b) How acquired P—Purchase D—Donation | (c) Date acquired (mo , day, yr) | (d) Date sold (mo , day, yr) |
| 1a | See Additional Data Table | | | |
| b | | | | |
| c | | | | |
| d | | | | |
| e | | | | |

| | | | |
|-----------------------|--|---|--|
| (e) Gross sales price | (f) Depreciation allowed (or allowable) | (g) Cost or other basis plus expense of sale | (h) Gain or (loss) (e) plus (f) minus (g) |
| a | See Additional Data Table | | |
| b | | | |
| c | | | |
| d | | | |
| e | | | |

| | | | |
|---|--------------------------------------|---|---|
| Complete only for assets showing gain in column (h) and owned by the foundation on 12/31/69 | | | (I) Gains (Col (h) gain minus col (k), but not less than -0-) or Losses (from col (h)) |
| (i) F M V as of 12/31/69 | (j) Adjusted basis as of 12/31/69 | (k) Excess of col (i) over col (j), if any | |
| a | See Additional Data Table | | |
| b | | | |
| c | | | |
| d | | | |
| e | | | |

| | | | | |
|---|---|---|---|---------|
| 2 | Capital gain net income or (net capital loss) | { If gain, also enter in Part I, line 7 If (loss), enter -0- in Part I, line 7 } | 2 | 247,737 |
| 3 | Net short-term capital gain or (loss) as defined in sections 1222(5) and (6) If gain, also enter in Part I, line 8, column (c) (see pages 13 and 17 of the instructions) If (loss), enter -0- in Part I, line 8 | | 3 | |

Part V Qualification Under Section 4940(e) for Reduced Tax on Net Investment Income

(For optional use by domestic private foundations subject to the section 4940(a) tax on net investment income)

If section 4940(d)(2) applies, leave this part blank

Was the foundation liable for the section 4942 tax on the distributable amount of any year in the base period? ☐ Yes ☒ No

If "Yes," the foundation does not qualify under section 4940(e) Do not complete this part

1 Enter the appropriate amount in each column for each year, see page 18 of the instructions before making any entries

| | | | |
|--|--|--|---|
| (a) Base period years Calendar year (or tax year beginning in) | (b) Adjusted qualifying distributions | (c) Net value of noncharitable-use assets | (d) Distribution ratio (col (b) divided by col (c)) |
| 2008 | 618,503 | 10,622,700 | 0 058225 |
| 2007 | 625,985 | 12,446,951 | 0 050292 |
| 2006 | 577,376 | 12,690,444 | 0 045497 |
| 2005 | 562,199 | 12,036,820 | 0 046707 |
| 2004 | 619,326 | 11,928,676 | 0 051919 |

| | | | |
|---|--|---|------------|
| 2 | Total of line 1, column (d). | 2 | 0 25264 |
| 3 | Average distribution ratio for the 5-year base period—divide the total on line 2 by 5, or by the number of years the foundation has been in existence if less than 5 years | 3 | 0 050528 |
| 4 | Enter the net value of noncharitable-use assets for 2009 from Part X, line 5. | 4 | 12,022,403 |
| 5 | Multiply line 4 by line 3. | 5 | 607,468 |
| 6 | Enter 1% of net investment income (1% of Part I, line 27b). | 6 | 6,098 |
| 7 | Add lines 5 and 6. | 7 | 613,566 |
| 8 | Enter qualifying distributions from Part XII, line 4. | 8 | 509,941 |

If line 8 is equal to or greater than line 7, check the box in Part VI, line 1b, and complete that part using a 1% tax rate See the Part VI instructions on page 18

| Part VIExcise Tax Based on Investment Income (Section 4940(a), 4940(b), 4940(e), or 4948—see page 18 of the instructions) | | | |
|---|---|----|--------|
| 1aExempt operating foundations described in section 4940(d)(2), check here <input type="checkbox"/> and enter "N/A" on line 1 Date of ruling or determination letter _____ (attach copy of letter if necessary—see instructions) | | | |
| bDomestic foundations that meet the section 4940(e) requirements in Part V, check here <input type="checkbox"/> and enter 1% of Part I, line 27b | | 1 | 12,196 |
| cAll other domestic foundations enter 2% of line 27b Exempt foreign organizations enter 4% of Part I, line 12, col (b) | | | |
| 2Tax under section 511 (domestic section 4947(a)(1) trusts and taxable foundations only Others enter -0-) | | 2 | |
| 3Add lines 1 and 2. | | 3 | 12,196 |
| 4Subtitle A (income) tax (domestic section 4947(a)(1) trusts and taxable foundations only Others enter -0-) | | 4 | |
| 5Tax based on investment income. Subtract line 4 from line 3 If zero or less, enter -0- | | 5 | 12,196 |
| 6Credits/Payments | | | |
| a | 2009 estimated tax payments and 2008 overpayment credited to 2009 | 6a | 16,000 |
| b | Exempt foreign organizations—tax withheld at source | 6b | |
| c | Tax paid with application for extension of time to file (Form 8868) | 6c | |
| d | Backup withholding erroneously withheld | 6d | |
| 7Total credits and payments Add lines 6a through 6d. | | 7 | 16,000 |
| 8Enter any penalty for underpayment of estimated tax Check here <input type="checkbox"/> if Form 2220 is attached | | 8 | |
| 9Tax due. If the total of lines 5 and 8 is more than line 7, enter amount owed | | 9 | |
| 10Overpayment. If line 7 is more than the total of lines 5 and 8, enter the amount overpaid. | | 10 | 3,804 |
| 11Enter the amount of line 10 to be Credited to 2010 estimated tax 3,804 Refunded | | 11 | |

| Part VII-AStatements Regarding Activities | | | |
|---|--|----|-------|
| 1aDuring the tax year, did the foundation attempt to influence any national, state, or local legislation or did it participate or intervene in any political campaign? | | | YesNo |
| bDid it spend more than \$100 during the year (either directly or indirectly) for political purposes (see page 19 of the instructions for definition)? If the answer is "Yes" to 1a or 1b, attach a detailed description of the activities and copies of any materials published or distributed by the foundation in connection with the activities. | | | No |
| cDid the foundation file Form 1120-POL for this year?. | | | No |
| dEnter the amount (if any) of tax on political expenditures (section 4955) imposed during the year (1) On the foundation \$ (2) On foundation managers \$ | | | |
| eEnter the reimbursement (if any) paid by the foundation during the year for political expenditure tax imposed on foundation managers \$ | | | |
| 2Has the foundation engaged in any activities that have not previously been reported to the IRS? If "Yes," attach a detailed description of the activities. | | 2 | No |
| 3Has the foundation made any changes, not previously reported to the IRS, in its governing instrument, articles of incorporation, or bylaws, or other similar instruments? If "Yes," attach a conformed copy of the changes | | 3 | No |
| 4aDid the foundation have unrelated business gross income of \$1,000 or more during the year?. | | 4a | No |
| bIf "Yes," has it filed a tax return on Form 990-T for this year?. | | 4b | |
| 5Was there a liquidation, termination, dissolution, or substantial contraction during the year? If "Yes," attach the statement required by General Instruction T. | | 5 | No |
| 6Are the requirements of section 508(e) (relating to sections 4941 through 4945) satisfied either • By language in the governing instrument, or • By state legislation that effectively amends the governing instrument so that no mandatory directions that conflict with the state law remain in the governing instrument? | | 6 | Yes |
| 7Did the foundation have at least \$5,000 in assets at any time during the year? If "Yes," complete Part II, col (c), and Part XV | | 7 | Yes |
| 8aEnter the states to which the foundation reports or with which it is registered (see page 19 of the instructions) NY | | | |
| bIf the answer is "Yes" to line 7, has the foundation furnished a copy of Form 990-PF to the Attorney General (or designate) of each state as required by General Instruction G? If "No," attach explanation . | | 8b | Yes |
| 9Is the foundation claiming status as a private operating foundation within the meaning of section 4942(j)(3) or 4942(j)(5) for calendar year 2009 or the taxable year beginning in 2009 (see instructions for Part XIV on page 27)? If "Yes," complete Part XIV | | 9 | No |
| 10Did any persons become substantial contributors during the tax year? If "Yes," attach a schedule listing their names and addresses | | 10 | No |

Part VII-A

Statements Regarding Activities (continued)

| | | | | |
|----|---|----|-----|----|
| 11 | At any time during the year, did the foundation, directly or indirectly, own a controlled entity within the meaning of section 512(b)(13)? If "Yes," attach schedule (see page 20 of the instructions). | 11 | | No |
| 12 | Did the foundation acquire a direct or indirect interest in any applicable insurance contract before August 17, 2008? | 12 | | No |
| 13 | Did the foundation comply with the public inspection requirements for its annual returns and exemption application? Website address N/A | 13 | Yes | |
| 14 | The books are in care of MAX KUPFERBERG Telephone no (718) 461-7000 Located at 131-38 SANFORD AVE FLUSHING NY ZIP+4 11355 | | | |
| 15 | Section 4947(a)(1) nonexempt charitable trusts filing Form 990-PF in lieu of Form 1041 —Check here and enter the amount of tax-exempt interest received or accrued during the year. | | | |

Part VII-B

Statements Regarding Activities for Which Form 4720 May Be Required

| | | | | |
|---|---|----|-----|----|
| File Form 4720 if any item is checked in the "Yes" column, unless an exception applies. | | | Yes | No |
| 1a | During the year did the foundation (either directly or indirectly) (1) Engage in the sale or exchange, or leasing of property with a disqualified person? Yes No (2) Borrow money from, lend money to, or otherwise extend credit to (or accept it from) a disqualified person?. Yes No (3) Furnish goods, services, or facilities to (or accept them from) a disqualified person? Yes No (4) Pay compensation to, or pay or reimburse the expenses of, a disqualified person? Yes No (5) Transfer any income or assets to a disqualified person (or make any of either available for the benefit or use of a disqualified person)?. Yes No (6) Agree to pay money or property to a government official? (Exception. Check "No" if the foundation agreed to make a grant to or to employ the official for a period after termination of government service, if terminating within 90 days). Yes No | | | |
| b | If any answer is "Yes" to 1a(1)–(6), did any of the acts fail to qualify under the exceptions described in Regulations section 53.4941(d)-3 or in a current notice regarding disaster assistance (see page 20 of the instructions)?. Organizations relying on a current notice regarding disaster assistance check here. | 1b | | No |
| c | Did the foundation engage in a prior year in any of the acts described in 1a, other than excepted acts, that were not corrected before the first day of the tax year beginning in 2009?. | 1c | | No |
| 2 | Taxes on failure to distribute income (section 4942) (does not apply for years the foundation was a private operating foundation defined in section 4942(j)(3) or 4942(j)(5)) | | | |
| a | At the end of tax year 2009, did the foundation have any undistributed income (lines 6d and 6e, Part XIII) for tax year(s) beginning before 2009?. If "Yes," list the years 20____, 20____, 20____, 20____ | | | |
| b | Are there any years listed in 2a for which the foundation is not applying the provisions of section 4942(a)(2) (relating to incorrect valuation of assets) to the year's undistributed income? (If applying section 4942(a)(2) to all years listed, answer "No" and attach statement—see page 20 of the instructions). | 2b | | |
| c | If the provisions of section 4942(a)(2) are being applied to any of the years listed in 2a, list the years here 20____, 20____, 20____, 20____ | | | |
| 3a | Did the foundation hold more than a 2% direct or indirect interest in any business enterprise at any time during the year?. Yes No | | | |
| b | If "Yes," did it have excess business holdings in 2009 as a result of (1) any purchase by the foundation or disqualified persons after May 26, 1969, (2) the lapse of the 5-year period (or longer period approved by the Commissioner under section 4943(c)(7)) to dispose of holdings acquired by gift or bequest, or (3) the lapse of the 10-, 15-, or 20-year first phase holding period? (Use Schedule C, Form 4720, to determine if the foundation had excess business holdings in 2009.). | 3b | | |
| 4a | Did the foundation invest during the year any amount in a manner that would jeopardize its charitable purposes? | 4a | | No |
| b | Did the foundation make any investment in a prior year (but after December 31, 1969) that could jeopardize its charitable purpose that had not been removed from jeopardy before the first day of the tax year beginning in 2009? | 4b | | No |

Part VII-B

Statements Regarding Activities for Which Form 4720 May Be Required (continued)

5a

During the year did the foundation pay or incur any amount to

(1) Carry on propaganda, or otherwise attempt to influence legislation (section 4945(e))?

☐ Yes ☒ No

(2) Influence the outcome of any specific public election (see section 4955), or to carry on, directly or indirectly, any voter registration drive?

☐ Yes ☒ No

(3) Provide a grant to an individual for travel, study, or other similar purposes?

☐ Yes ☒ No

(4) Provide a grant to an organization other than a charitable, etc , organization described in section 509(a)(1), (2), or (3), or section 4940(d)(2)? (see page 22 of the instructions).

☐ Yes ☒ No

(5) Provide for any purpose other than religious, charitable, scientific, literary, or educational purposes, or for the prevention of cruelty to children or animals?

☐ Yes ☒ No

b

If any answer is "Yes" to 5a(1)–(5), did **any** of the transactions fail to qualify under the exceptions described in Regulations section 53.4945 or in a current notice regarding disaster assistance (see page 22 of the instructions)?

Organizations relying on a current notice regarding disaster assistance check here. ☒

c

If the answer is "Yes" to question 5a(4), does the foundation claim exemption from the tax because it maintained expenditure responsibility for the grant?

☐ Yes ☐ No

If "Yes," attach the statement required by Regulations section 53.4945–5(d).

6a

Did the foundation, during the year, receive any funds, directly or indirectly, to pay premiums on a personal benefit contract?

☐ Yes ☒ No

b

Did the foundation, during the year, pay premiums, directly or indirectly, on a personal benefit contract?

☐ Yes ☒ No

If "Yes" to 6b, file Form 8870.

7a

At any time during the tax year, was the foundation a party to a prohibited tax shelter transaction?

☐ Yes ☒ No

b

If yes, did the foundation receive any proceeds or have any net income attributable to the transaction?

☐ Yes ☒ No

5b

6b

No

7b

Part VIII

Information About Officers, Directors, Trustees, Foundation Managers, Highly Paid Employees, and Contractors

1

List all officers, directors, trustees, foundation managers and their compensation (see page 22 of the instructions).

| (a) Name and address | (b) Title, and average hours per week devoted to position | (c) Compensation (If not paid, enter -0-) | (d) Contributions to employee benefit plans and deferred compensation | (e) Expense account, other allowances |
|--|---|---|---|---------------------------------------|
| MAX KUPFERBERG 131-38 SANFORD AVENUE FLUSHING, NY 11355 | PRESIDENT 5 0 | 0 | 0 | 0 |
| MARTIN KUPFERBERG 131-38 SANFORD AVENUE FLUSHING, NY 11355 | TRUSTEE 5 0 | 0 | 0 | 0 |
| SAUL KUPFERBERG 131-38 SANFORD AVENUE FLUSHING, NY 11355 | TRUSTEE 5 0 | 0 | 0 | 0 |

2

Compensation of five highest-paid employees (other than those included on line 1—see page 23 of the instructions). If none, enter "NONE."

| (a) Name and address of each employee paid more than \$50,000 | (b) Title, and average hours per week devoted to position | (c) Compensation | (d) Contributions to employee benefit plans and deferred compensation | (e) Expense account, other allowances |
|---|---|------------------|---|---------------------------------------|
| | | | | |
| | | | | |
| | | | | |
| | | | | |
| | | | | |
| | | | | |
| | | | | |
| | | | | |
| | | | | |

Total number of other employees paid over \$50,000. ☒

Part VIII

Information About Officers, Directors, Trustees, Foundation Managers, Highly Paid Employees, and Contractors (continued)

| 3 Five highest-paid independent contractors for professional services (see page 23 of the instructions). If none, enter "NONE". | | |
|---|---------------------|------------------|
| (a) Name and address of each person paid more than \$50,000 | (b) Type of service | (c) Compensation |
| | | |
| | | |
| | | |
| | | |
| | | |
| | | |
| | | |
| | | |
| Total number of others receiving over \$50,000 for professional services. | | |

Part IX-A

Summary of Direct Charitable Activities

| List the foundation's four largest direct charitable activities during the tax year. Include relevant statistical information such as the number of organizations and other beneficiaries served, conferences convened, research papers produced, etc. | Expenses |
|--|----------|
| 1 | |
| | |
| | |
| 2 | |
| | |
| | |
| 3 | |
| | |
| | |
| 4 | |
| | |
| | |

Part IX-B

Summary of Program-Related Investments (see page 23 of the instructions)

| Describe the two largest program-related investments made by the foundation during the tax year on lines 1 and 2 | Amount |
|--|--------|
| 1 NOT APPLICABLE | |
| 2 | |
| | |
| | |
| All other program-related investments. See page 24 of the instructions. | |
| 3 | |
| | |
| | |
| Total. Add lines 1 through 3. | |

Part X

Minimum Investment Return (All domestic foundations must complete this part. Foreign foundations, see page 24 of the instructions.)

| | | | |
|---|--|----|------------|
| 1 | Fair market value of assets not used (or held for use) directly in carrying out charitable, etc , purposes | | |
| a | Average monthly fair market value of securities. | 1a | 10,582,879 |
| b | Average of monthly cash balances. | 1b | 1,622,606 |
| c | Fair market value of all other assets (see page 24 of the instructions). | 1c | 0 |
| d | Total (add lines 1a, b, and c). | 1d | 12,205,485 |
| e | Reduction claimed for blockage or other factors reported on lines 1a and 1c (attach detailed explanation). | 1e | |
| 2 | Acquisition indebtedness applicable to line 1 assets. | 2 | 0 |
| 3 | Subtract line 2 from line 1d. | 3 | 12,205,485 |
| 4 | Cash deemed held for charitable activities Enter 1 1/2% of line 3 (for greater amount, see page 25 of the instructions). | 4 | 183,082 |
| 5 | Net value of noncharitable-use assets. Subtract line 4 from line 3 Enter here and on Part V, line 4 | 5 | 12,022,403 |
| 6 | Minimum investment return. Enter 5% of line 5. | 6 | 601,120 |

Part XI

Distributable Amount (see page 25 of the instructions) (Section 4942(j)(3) and (j)(5) private operating foundations and certain foreign organizations check here ☒ and do not complete this part.)

| | | | |
|----|---|----|---------|
| 1 | Minimum investment return from Part X, line 6. | 1 | 601,120 |
| 2a | Tax on investment income for 2009 from Part VI, line 5. | 2a | 12,196 |
| b | Income tax for 2009 (This does not include the tax from Part VI). | 2b | |
| c | Add lines 2a and 2b. | 2c | 12,196 |
| 3 | Distributable amount before adjustments Subtract line 2c from line 1. | 3 | 588,924 |
| 4 | Recoveries of amounts treated as qualifying distributions. | 4 | |
| 5 | Add lines 3 and 4. | 5 | 588,924 |
| 6 | Deduction from distributable amount (see page 25 of the instructions). | 6 | |
| 7 | Distributable amount as adjusted Subtract line 6 from line 5 Enter here and on Part XIII, line 1. | 7 | 588,924 |

Part XII

Qualifying Distributions (see page 25 of the instructions)

| | | | |
|--|---|----|---------|
| 1 | Amounts paid (including administrative expenses) to accomplish charitable, etc , purposes | | |
| a | Expenses, contributions, gifts, etc —total from Part I, column (d), line 26. | 1a | 509,941 |
| b | Program-related investments—total from Part IX-B. | 1b | 0 |
| 2 | Amounts paid to acquire assets used (or held for use) directly in carrying out charitable, etc , purposes. | 2 | 0 |
| 3 | Amounts set aside for specific charitable projects that satisfy the | | |
| a | Suitability test (prior IRS approval required). | 3a | 0 |
| b | Cash distribution test (attach the required schedule). | 3b | 0 |
| 4 | Qualifying distributions. Add lines 1a through 3b Enter here and on Part V, line 8, and Part XIII, line 4 | 4 | 509,941 |
| 5 | Foundations that qualify under section 4940(e) for the reduced rate of tax on net investment income Enter 1% of Part I, line 27b (see page 26 of the instructions). | 5 | |
| 6 | Adjusted qualifying distributions. Subtract line 5 from line 4. | 6 | 509,941 |
| Note: The amount on line 6 will be used in Part V, column (b), in subsequent years when calculating whether the foundation qualifies for the section 4940(e) reduction of tax in those years | | | |

Part XIII

Undistributed Income (see page 26 of the instructions)

| | | | | | |
|----|---|---------------|----------------------------|-------------|-------------|
| | | (a) Corpus | (b) Years prior to 2008 | (c) 2008 | (d) 2009 |
| 1 | Distributable amount for 2009 from Part XI, line 7 | | | | 588,924 |
| 2 | Undistributed income, if any, as of the end of 2008 | | | | |
| a | Enter amount for 2008 only. | | | 486,952 | |
| b | Total for prior years 2007 , 2006 , 2005 | | | | |
| 3 | Excess distributions carryover, if any, to 2009 | | | | |
| a | From 2004. | | | | 0 |
| b | From 2005. | | | | 0 |
| c | From 2006. | | | | 0 |
| d | From 2007. | | | | 0 |
| e | From 2008. | | | | 0 |
| f | Total of lines 3a through e. | 0 | | | |
| 4 | Qualifying distributions for 2009 from Part XII, line 4 ➤ \$ 509,941 | | | | |
| a | Applied to 2008, but not more than line 2a | | | 486,952 | |
| b | Applied to undistributed income of prior years (Election required—see page 26 of the instructions) | | | | |
| c | Treated as distributions out of corpus (Election required—see page 26 of the instructions). . . | | | | |
| d | Applied to 2009 distributable amount. | | | | 22,989 |
| e | Remaining amount distributed out of corpus | 0 | | | |
| 5 | Excess distributions carryover applied to 2009 (If an amount appears in column (d), the same amount must be shown in column (a).) | 0 | | | 0 |
| 6 | Enter the net total of each column as indicated below: | | | | |
| a | Corpus Add lines 3f, 4c, and 4e Subtract line 5 | 0 | | | |
| b | Prior years' undistributed income Subtract line 4b from line 2b. | | | | |
| c | Enter the amount of prior years' undistributed income for which a notice of deficiency has been issued, or on which the section 4942(a) tax has been previously assessed. | | | | |
| d | Subtract line 6c from line 6b Taxable amount—see page 27 of the instructions . . . | | | | |
| e | Undistributed income for 2008 Subtract line 4a from line 2a Taxable amount—see page 27 of the instructions | | | | |
| f | Undistributed income for 2009 Subtract lines 4d and 5 from line 1 This amount must be distributed in 2010 | | | | 565,935 |
| 7 | Amounts treated as distributions out of corpus to satisfy requirements imposed by section 170(b)(1)(F) or 4942(g)(3) (see page 27 of the instructions) | | | | |
| 8 | Excess distributions carryover from 2004 not applied on line 5 or line 7 (see page 27 of the instructions) | | | | |
| 9 | Excess distributions carryover to 2010. Subtract lines 7 and 8 from line 6a | 0 | | | |
| 10 | Analysis of line 9 | | | | |
| a | Excess from 2005. | | | | 0 |
| b | Excess from 2006. | | | | 0 |
| c | Excess from 2007. | | | | 0 |
| d | Excess from 2008. | | | | 0 |
| e | Excess from 2009. | | | | 0 |

Part XIV

Private Operating Foundations (see page 27 of the instructions and Part VII-A, question 9)

1a

If the foundation has received a ruling or determination letter that it is a private operating foundation, and the ruling is effective for 2009, enter the date of the ruling.

b

Check box to indicate whether the organization is a private operating foundation described in section 4942(j)(3) or 4942(j)(5)

☐ 4942(j)(3) or ☐ 4942(j)(5)

| | | | | | | |
|----|---|----------|---------------|----------|----------|-----------|
| 2a | Enter the lesser of the adjusted net income from Part I or the minimum investment return from Part X for each year listed | Tax year | Prior 3 years | | | (e) Total |
| | | (a) 2009 | (b) 2008 | (c) 2007 | (d) 2006 | |
| | | | | | | |
| b | 85% of line 2a | | | | | |
| c | Qualifying distributions from Part XII, line 4 for each year listed | | | | | |
| d | Amounts included in line 2c not used directly for active conduct of exempt activities | | | | | |
| e | Qualifying distributions made directly for active conduct of exempt activities. Subtract line 2d from line 2c | | | | | |
| 3 | Complete 3a, b, or c for the alternative test relied upon | | | | | |
| a | "Assets" alternative test—enter | | | | | |
| | (1) Value of all assets | | | | | |
| | (2) Value of assets qualifying under section 4942(j)(3)(B)(i) | | | | | |
| b | "Endowment" alternative test— enter 2/3 of minimum investment return shown in Part X, line 6 for each year listed. | | | | | |
| c | "Support" alternative test—enter | | | | | |
| | (1) Total support other than gross investment income (interest, dividends, rents, payments on securities loans (section 512(a)(5)), or royalties) | | | | | |
| | (2) Support from general public and 5 or more exempt organizations as provided in section 4942(j)(3)(B)(iii). | | | | | |
| | (3) Largest amount of support from an exempt organization | | | | | |
| | (4) Gross investment income | | | | | |

Part XV

Supplementary Information (Complete this part only if the organization had \$5,000 or more in assets at any time during the year—see page 27 of the instructions.)

1

Information Regarding Foundation Managers:

a

List any managers of the foundation who have contributed more than 2% of the total contributions received by the foundation before the close of any tax year (but only if they have contributed more than \$5,000) (See section 507(d)(2))

MAX KUPFERBERG

b

List any managers of the foundation who own 10% or more of the stock of a corporation (or an equally large portion of the ownership of a partnership or other entity) of which the foundation has a 10% or greater interest

NOT APPLICABLE

2

Information Regarding Contribution, Grant, Gift, Loan, Scholarship, etc., Programs:

Check here ☒ if the foundation only makes contributions to preselected charitable organizations and does not accept unsolicited requests for funds. If the foundation makes gifts, grants, etc. (see page 28 of the instructions) to individuals or organizations under other conditions, complete items 2a, b, c, and d.

a

The name, address, and telephone number of the person to whom applications should be addressed

b

The form in which applications should be submitted and information and materials they should include

c

Any submission deadlines

d

Any restrictions or limitations on awards, such as by geographical areas, charitable fields, kinds of institutions, or other factors

Part XV

Supplementary Information (continued)

3 Grants and Contributions Paid During the Year or Approved for Future Payment

| Recipient | If recipient is an individual, show any relationship to any foundation manager or substantial contributor | Foundation status of recipient | Purpose of grant or contribution | Amount |
|---|--|--------------------------------------|-------------------------------------|---------|
| Name and address (home or business) | | | | |
| a Paid during the year See Additional Data Table | | | | |
| Total | | | ▶ 3a | 503,000 |
| b Approved for future payment | | | | |
| Total | | | ▶ 3b | |

Enter gross amounts unless otherwise indicated

Part XVI-B Relationship of Activities to the Accomplishment of Exempt Purposes

Form **990-PF** (2009)

| | | | |
|--|--------------|------------|-----------|
| 1 Did the organization directly or indirectly engage in any of the following with any other organization described in section 501(c) of the Code (other than section 501(c)(3) organizations) or in section 527, relating to political organizations? | | Yes | No |
| a Transfers from the reporting foundation to a noncharitable exempt organization of | | | |
| (1) Cash. | 1a(1) | | No |
| (2) Other assets. | 1a(2) | | No |
| b Other transactions | | | |
| (1) Sales of assets to a noncharitable exempt organization. | 1b(1) | | No |
| (2) Purchases of assets from a noncharitable exempt organization. | 1b(2) | | No |
| (3) Rental of facilities, equipment, or other assets. | 1b(3) | | No |
| (4) Reimbursement arrangements. | 1b(4) | | No |
| (5) Loans or loan guarantees. | 1b(5) | | No |
| (6) Performance of services or membership or fundraising solicitations. | 1b(6) | | No |
| c Sharing of facilities, equipment, mailing lists, other assets, or paid employees. | 1c | | No |
| d If the answer to any of the above is "Yes," complete the following schedule. Column (b) should always show the fair market value of the goods, other assets, or services given by the reporting foundation. If the foundation received less than fair market value in any transaction or sharing arrangement, show in column (d) the value of the goods, other assets, or services received | | | |

[illegible]

2a Is the foundation directly or indirectly affiliated with, or related to, one or more tax-exempt organizations described in section 501(c) of the Code (other than section 501(c)(3)) or in section 527? ☐ Yes ☒ No

b If "Yes," complete the following schedule

| (a) Name of organization | (b) Type of organization | (c) Description of relationship |
|--------------------------|--------------------------|---------------------------------|
| | | |
| | | |
| | | |
| | | |
| | | |

| | | | | |
|---|--|--|------------|--|
| Under penalties of perjury, I declare that I have examined this return, including accompanying schedules and statements, and to the best of my knowledge and belief, it is true, correct, and complete Declaration of preparer (other than taxpayer or fiduciary) is based on all information of which preparer has any knowledge | | | | |
| ***** | | | 2011-04-15 | |
| Signature of officer or trustee | | | Title | |

| | | | | |
|--------------------------------|--|--|---|---|
| Paid Preparer's Use Only | Preparer's Signature | Date | Check if self-employed <input type="checkbox"/> | Preparer's identifying number (see Signature on page 30 of the instructions) |
| | Firm's name (or yours if self-employed), address, and ZIP code | GRANT THORNTON LLP 445 BROAD HOLLOW ROAD STE300 MELVILLE, NY 117473601 | | EIN |
| | | | Phone no (631) 249-6001 | |

Additional Data

Software ID: 09000054

Software Version: 09-9.3

EIN: 11-6008915

Name: THE KUPFERBERG FOUNDATION

Form 990PF Part IV - Capital Gains and Losses for Tax on Investment Income - Columns a - d

| (a) List and describe the kind(s) of property sold (e g , real estate, 2-story brick warehouse, or common stock, 200 shs MLC Co) | (b) How acquired P—Purchase D—Donation | (c) Date acquired (mo , day, yr) | (d) Date sold (mo , day, yr) |
|---|--|--------------------------------------|----------------------------------|
| CVS/CAREMARK CORPORATION | P | 2010-01-01 | 2010-04-14 |
| ANADARKO PETROLEUM CORP | P | 2010-01-01 | 2010-06-14 |
| ALCON INC | P | 2010-01-01 | 2010-03-03 |
| APOLLO INVESTMENT CORP | P | 2010-01-01 | 2010-03-22 |
| CANADIAN NATURAL RESOURCES LTD | P | 2010-01-01 | 2010-01-13 |
| CANADIAN OIL SANDS TRUST | P | 2010-01-01 | 2010-01-19 |
| CISCO SYSTEMS INC | P | 2010-01-01 | 2010-03-17 |
| CNOOC LTD | P | 2010-01-01 | 2010-10-18 |
| CNOOC LTD | P | 2010-01-01 | 2010-09-22 |
| DIAGEO P L C | P | 2010-01-01 | 2010-01-26 |
| EOG RESOURCES INC | P | 2010-01-01 | 2010-06-09 |
| EOG RESOURCES INC | P | 2010-01-01 | 2010-11-08 |
| EQUINIX INC | P | 2010-01-01 | 2010-05-28 |
| EQUINIX INC | P | 2010-01-01 | 2010-06-01 |
| EQUINIX INC | P | 2010-01-01 | 2010-05-14 |
| FEDERAL FARM CREDIT BANK | P | 2010-01-01 | 2010-05-20 |
| ISHARES S&P GLOBAL CLEAN ENERGY | P | 2010-01-01 | 2010-04-08 |
| MARKET VECTORS BRAZIL SMALL - CAP ETF | P | 2010-01-01 | 2010-10-13 |
| MARSH & MCLENNAN COMPANIES INC | P | 2010-01-01 | 2010-01-13 |
| SAFEWAY INC | P | 2010-01-01 | 2010-01-12 |
| SCHLUMBERGER LTD | P | 2010-01-01 | 2010-06-22 |
| SYMANTEC CORP | P | 2010-01-01 | 2010-11-16 |
| VALE SA | P | 2010-01-01 | 2010-04-22 |
| VERISIGN INC | P | 2010-01-01 | 2010-03-17 |
| WYNN RESORTS LTD | P | 2010-01-01 | 2010-06-01 |
| WYNN RESORTS LTD | P | 2010-01-01 | 2010-05-06 |
| YINGLI GREEN ENERGY HLDG COMPANY LTDA/D/R | P | 2010-01-01 | 2010-05-28 |
| YINGLI GREEN ENERGY HLDG COMPANY LTDA/D/R | P | 2010-01-01 | 2010-06-01 |
| FEDERAL FARM CREDIT BANK | P | 2010-01-01 | 2010-05-20 |
| JOHN DEERE CAPITAL CORP | P | 2010-01-01 | 2010-07-16 |

Form 990PF Part IV - Capital Gains and Losses for Tax on Investment Income - Columns e - h

| (e) Gross sales price | (f) Depreciation allowed (or allowable) | (g) Cost or other basis plus expense of sale | (h) Gain or (loss) (e) plus (f) minus (g) |
|-----------------------|--|---|--|
| 37,101 | | 26,065 | 11,036 |
| 7,439 | | 8,530 | -1,091 |
| 88,210 | | 58,168 | 30,042 |
| 17,352 | | 15,274 | 2,078 |
| 54,041 | | 31,839 | 22,202 |
| 90,505 | | 83,397 | 7,108 |
| 25,874 | | 19,481 | 6,393 |
| 20,722 | | 16,836 | 3,886 |
| 9,345 | | 8,432 | 913 |
| 35,014 | | 26,703 | 8,311 |
| 15,572 | | 14,706 | 866 |
| 21,861 | | 24,510 | -2,649 |
| 18,095 | | 19,843 | -1,748 |
| 18,558 | | 19,183 | -625 |
| 19,754 | | 20,942 | -1,188 |
| 25,000 | | 25,000 | |
| 13,371 | | 15,167 | -1,796 |
| 46,471 | | 36,773 | 9,698 |
| 97,036 | | 82,013 | 15,023 |
| 37,897 | | 34,726 | 3,171 |
| 15,245 | | 18,082 | -2,837 |
| 39,304 | | 41,430 | -2,126 |
| 1,164 | | 486 | 678 |
| 10,620 | | 8,250 | 2,370 |
| 16,120 | | 12,234 | 3,886 |
| 22,738 | | 15,724 | 7,014 |
| 12,366 | | 18,940 | -6,574 |
| 14,378 | | 20,555 | -6,177 |
| 25,000 | | 25,000 | |
| 30,000 | | 29,775 | 225 |

Form 990PF Part IV - Capital Gains and Losses for Tax on Investment Income - Columns i - l

| Complete only for assets showing gain in column (h) and owned by the foundation on 12/31/69 | | | (l) Gains (Col (h) gain minus col (k), but not less than -0-) or Losses (from col (h)) |
|---|--------------------------------------|---|---|
| (i) FM V as of 12/31/69 | (j) Adjusted basis as of 12/31/69 | (k) Excess of col (i) over col (j), if any | |
| | | | 11,036 |
| | | | -1,091 |
| | | | 30,042 |
| | | | 2,078 |
| | | | 22,202 |
| | | | 7,108 |
| | | | 6,393 |
| | | | 3,886 |
| | | | 913 |
| | | | 8,311 |
| | | | 866 |
| | | | -2,649 |
| | | | -1,748 |
| | | | -625 |
| | | | -1,188 |
| | | | |
| | | | -1,796 |
| | | | 9,698 |
| | | | 15,023 |
| | | | 3,171 |
| | | | -2,837 |
| | | | -2,126 |
| | | | 678 |
| | | | 2,370 |
| | | | 3,886 |
| | | | 7,014 |
| | | | -6,574 |
| | | | -6,177 |
| | | | |
| | | | 225 |

Form 990PF Part IV - Capital Gains and Losses for Tax on Investment Income - Columns a - d

| (a) List and describe the kind(s) of property sold (e g , real estate, 2-story brick warehouse, or common stock, 200 shs MLC Co) | (b) How acquired P—Purchase D—Donation | (c) Date acquired (mo , day, yr) | (d) Date sold (mo , day, yr) |
|---|--|--------------------------------------|----------------------------------|
| MICROSOFT CORP | P | 2010-01-01 | 2010-09-28 |
| WESTERN UNION CO/THE | P | 2010-01-01 | 2010-08-24 |
| FOSTER WHEELER AG | P | 2010-01-01 | 2010-10-05 |
| BCE INC | P | 2010-01-01 | 2010-09-01 |
| POTASH CORP SASKATCHEWAN INC | P | 2010-01-01 | 2010-08-23 |
| INTERNATIONAL BUSINESS MACHINES CORP | P | 2010-01-01 | 2010-08-17 |
| PETROLEO BRASILEIRO SA PETROBRAS SPONSORED A/D/R | P | 2010-01-01 | 2010-08-16 |
| SPECTRA ENERGY CORPORATION | P | 2010-01-01 | 2010-08-03 |
| DEVON ENERGY CORP | P | 2010-01-01 | 2010-06-10 |
| BCE INC | P | 2010-01-01 | 2010-06-01 |
| PARTNERRE LTD | P | 2010-01-01 | 2010-05-28 |
| INTERNATIONAL BUSINESS MACHINES CORP | P | 2010-01-01 | 2010-05-28 |
| RAYTHEON CO | P | 2010-01-01 | 2010-05-28 |
| WAL MART STORES INC | P | 2010-01-01 | 2010-05-27 |
| MONSANTO CO | P | 2010-01-01 | 2010-05-17 |
| BCE INC | P | 2010-01-01 | 2010-04-12 |
| POTASH CORP SASKATCHEWAN INC | P | 2009-01-01 | 2009-12-17 |
| GOLDMAN SACHS GROUP INC | P | 2010-01-01 | 2010-04-22 |
| MC DONALDS CORP | P | 2009-01-01 | 2010-01-04 |
| VALIDUS HOLDINGS LTD | P | 2009-01-01 | 2010-06-21 |
| CONSOL ENERGY INC | P | 2009-01-01 | 2010-06-23 |
| CONSOL ENERGY INC | P | 2009-01-01 | 2010-05-05 |
| E M C CORP MASS | P | 2009-01-01 | 2010-09-30 |
| ICONIX BRAND GROUP INC | P | 2009-01-01 | 2010-11-30 |
| ISHARES S&P GLOBAL CLEAN ENERGY | P | 2009-01-01 | 2010-04-08 |
| POTASH CORP SASKATCHEWAN INC | P | 2009-01-01 | 2010-08-23 |
| REPUBLIC SERVICES INC | P | 2009-01-01 | 2010-10-22 |
| STATE STREET CORP | P | 2009-01-01 | 2010-07-30 |
| SYMANTEC CORP | P | 2009-01-01 | 2010-11-16 |
| VALE SA | P | 2009-01-01 | 2010-04-22 |

Form 990PF Part IV - Capital Gains and Losses for Tax on Investment Income - Columns e - h

| (e) Gross sales price | (f) Depreciation allowed (or allowable) | (g) Cost or other basis plus expense of sale | (h) Gain or (loss) (e) plus (f) minus (g) |
|-----------------------|--|---|--|
| 53,142 | | 50,549 | 2,593 |
| 52,630 | | 52,121 | 509 |
| 17,406 | | 19,928 | -2,522 |
| 3,411 | | 2,664 | 747 |
| 7,336 | | 5,157 | 2,179 |
| 5,129 | | 4,839 | 290 |
| 13,010 | | 17,926 | -4,916 |
| 21,144 | | 20,561 | 583 |
| 18,610 | | 20,071 | -1,461 |
| 3,148 | | 2,664 | 484 |
| 18,600 | | 20,523 | -1,923 |
| 1,232 | | 1,210 | 22 |
| 4,151 | | 3,736 | 415 |
| 20,988 | | 20,638 | 350 |
| 13,601 | | 17,850 | -4,249 |
| 2,110 | | 1,696 | 414 |
| 8,008 | | 7,090 | 918 |
| 269,750 | | 255,450 | 14,300 |
| 70,092 | | 60,116 | 9,976 |
| 47,474 | | 46,204 | 1,270 |
| 34,780 | | 27,761 | 7,019 |
| 17,861 | | 12,338 | 5,523 |
| 11,895 | | 5,890 | 6,005 |
| 19,659 | | 17,679 | 1,980 |
| 24,832 | | 20,696 | 4,136 |
| 25,737 | | 13,674 | 12,063 |
| 54,199 | | 30,733 | 23,466 |
| 54,911 | | 48,174 | 6,737 |
| 13,530 | | 14,261 | -731 |
| 48,362 | | 20,192 | 28,170 |

Form 990PF Part IV - Capital Gains and Losses for Tax on Investment Income - Columns i - l

| Complete only for assets showing gain in column (h) and owned by the foundation on 12/31/69 | | | (l) Gains (Col (h) gain minus col (k), but not less than -0-) or Losses (from col (h)) |
|---|-----------------------------------|--|--|
| (i) FM V as of 12/31/69 | (j) Adjusted basis as of 12/31/69 | (k) Excess of col (i) over col (j), if any | |
| | | | 2,593 |
| | | | 509 |
| | | | -2,522 |
| | | | 747 |
| | | | 2,179 |
| | | | 290 |
| | | | -4,916 |
| | | | 583 |
| | | | -1,461 |
| | | | 484 |
| | | | -1,923 |
| | | | 22 |
| | | | 415 |
| | | | 350 |
| | | | -4,249 |
| | | | 414 |
| | | | 918 |
| | | | 14,300 |
| | | | 9,976 |
| | | | 1,270 |
| | | | 7,019 |
| | | | 5,523 |
| | | | 6,005 |
| | | | 1,980 |
| | | | 4,136 |
| | | | 12,063 |
| | | | 23,466 |
| | | | 6,737 |
| | | | -731 |
| | | | 28,170 |

Form 990PF Part IV - Capital Gains and Losses for Tax on Investment Income - Columns a - d

| (a) List and describe the kind(s) of property sold (e g , real estate, 2-story brick warehouse, or common stock, 200 shs MLC Co) | (b) How acquired P—Purchase D—Donation | (c) Date acquired (mo , day, yr) | (d) Date sold (mo , day, yr) |
|---|--|--------------------------------------|----------------------------------|
| VERISIGN INC | P | 2009-01-01 | 2010-05-28 |
| VERISIGN INC | P | 2009-01-01 | 2010-06-01 |
| FEDERAL HOME LOAN BANK | P | 2008-01-01 | 2009-12-01 |
| FEDERAL HOME LOAN BANK | P | 2009-01-01 | 2010-04-19 |
| UNITEDHEALTH GROUP INC | P | 2009-01-01 | 2010-02-10 |
| CENTRAL FUND CANADA LTD CL A | P | 2009-01-01 | 2010-11-15 |
| POTASH CORP SASKATCHEWAN INC | P | 2009-01-01 | 2010-11-05 |
| SYNGENTA AG | P | 2009-01-01 | 2010-11-01 |
| XEROX CORPORATION | P | 2009-01-01 | 2010-06-15 |
| POTASH CORP SASKATCHEWAN INC | P | 2009-01-01 | 2010-08-20 |
| CAPITAL GAIN DIVIDENDS | P | | |


Form 990PF Part IV - Capital Gains and Losses for Tax on Investment Income - Columns e - h

| (e) Gross sales price | (f) Depreciation allowed (or allowable) | (g) Cost or other basis plus expense of sale | (h) Gain or (loss) (e) plus (f) minus (g) |
|-----------------------|--|---|--|
| 23,553 | | 17,994 | 5,559 |
| 14,527 | | 10,658 | 3,869 |
| 12,500 | | 12,481 | 19 |
| 12,500 | | 12,481 | 19 |
| 51,831 | | 49,790 | 2,041 |
| 4,493 | | 3,175 | 1,318 |
| 13,038 | | 9,116 | 3,922 |
| 8,908 | | 7,894 | 1,014 |
| 250,000 | | 256,125 | -6,125 |
| 25,072 | | 14,577 | 10,495 |
| | | | 3,170 |


Form 990PF Part IV - Capital Gains and Losses for Tax on Investment Income - Columns i - l

| Complete only for assets showing gain in column (h) and owned by the foundation on 12/31/69 | | | (l) Gains (Col (h) gain minus col (k), but not less than -0-) or Losses (from col (h)) |
|---|-----------------------------------|--|--|
| (i) F M V as of 12/31/69 | (j) Adjusted basis as of 12/31/69 | (k) Excess of col (i) over col (j), if any | |
| | | | 5,559 |
| | | | 3,869 |
| | | | 19 |
| | | | 19 |
| | | | 2,041 |
| | | | 1,318 |
| | | | 3,922 |
| | | | 1,014 |
| | | | -6,125 |
| | | | 10,495 |
| | | | |


Form 990PF Part XV Line 3 - Grants and Contributions Paid During the Year or Approved for Future Payment

| Recipient | If recipient is an individual, show any relationship to any foundation manager or substantial contributor | Foundation status of recipient | Purpose of grant or contribution | Amount |
|--|---|--------------------------------|----------------------------------|---------|
| Name and address (home or business) | | | | |
| a Paid during the year | | | | |
| ANTI DEFAMATION LEAGUE OF B'NAI B'RITH823 UNITED NATIONS PLAZA NEW YORK, NY 10017 | NO RELATIONSHIP | PUBLIC | GENERAL | 5,000 |
| CALVARY FUND INC OF CALVARY HOSPITAL1740 EASTCHESTER RD BRONX, NY 10461 | NO RELATIONSHIP | PUBLIC | GENERAL | 5,000 |
| CONSERVATIVE SYNAGOGUE OF 5TH AVENUE11 EAST 11 ST NEW YORK, NY 10003 | NO RELATIONSHIP | PUBLIC | GENERAL | 3,000 |
| CROHNS&COLITIS FOUNDATION OF AMERICA INC-LI CHAPT585 STEWART AVENUE-SUITE 414 GARDEN CITY, NY 11530 | NO RELATIONSHIP | PRIVATE | RESTRICTED | 5,000 |
| FLUSHING HOSPITAL MEDICAL CENTER45TH AVE PARSONS BLVD FLUSHING, NY 11355 | NO RELATIONSHIP | PUBLIC | RESTRICTED | 15,000 |
| LEARNING LEADERS80 MAIDEN LANE-SUITE 11 NEW YORK, NY 100384729 | NO RELATIONSHIP | PUBLIC | GENERAL | 2,000 |
| MATAN INC333 MARARONECK AE-SUITE 342 WHITE PLAINS, NY 10605 | NO RELATIONSHIP | PUBLIC | RESTRICTED | 8,000 |
| NEW YORK HALL & SCIENCE342 MADISON AVE - SUITE 1133 NEW YORK, NY 10173 | NO RELATIONSHIP | PUBLIC | RESTRICTED | 120,000 |
| NS- LIJ HEALTH SYSTEM FOUNDATION300 COMMUNITY DRIVE MANHASSET, NY 11030 | NO RELATIONSHIP | PUBLIC | RESTRICTED | 50,000 |
| QUEENS BOTANICAL GARDEN43-50 MAINT ST FLUSHING, NY 11355 | NO RELATIONSHIP | PRIVATE | RESTRICTED | 10,000 |
| QUEENS COLLEGE FOUNDATION COLDEN CENTER PERF ARTS FLUSHING, NY 11367 | NO RELATIONSHIP | PUBLIC | RESTRICTED | 115,000 |
| QUEENS LIBRARY FOUNDATION89-11 MERRICK AVE JAMACIA, NY 11432 | NO RELATIONSHIP | PUBLIC | RESTRICTED | 3,000 |
| QUEENS MUSEUM OF ARTNYC BLDG-FLUSHING MEADOW PK FLUSHING, NY 11368 | NO RELATIONSHIP | PUBLIC | GENERAL | 3,000 |
| QUEENS THEATRE IN THE PARKPO BOX 520069 FLUSHING, NY 11352 | NO RELATIONSHIP | PUBLIC | RESTRICTED | 3,000 |
| QUEENSBORO COMMUNITY COLLEGE FUND222-05 56 AVE BAYSIDE, NY 11364 | NO RELATIONSHIP | PUBLIC | RESTRICTED | 20,000 |
| Total  3a | | | | 503,000 |

Form 990PF Part XV Line 3 - Grants and Contributions Paid During the Year or Approved for Future Payment

| Recipient | If recipient is an individual, show any relationship to any foundation manager or substantial contributor | Foundation status of recipient | Purpose of grant or contribution | Amount |
|--|---|--------------------------------|----------------------------------|---------|
| Name and address (home or business) | | | | |
| a Paid during the year | | | | |
| SAFE SPACE295 LAFAYETTE ST - SUITE 920 NEW YORK,NY 10012 | NO RELATIONSHIP | PUBLIC | GENERAL | 10,000 |
| SELF HELP COMMUNITY SERVICES INC42-25 KISSENA BLVD FLUSHING,NY 11355 | NO RELATIONSHIP | PUBLIC | RESTRICTED | 3,000 |
| SOLOMON SCHECTER SCHOOL OF MANHATTAN50 EAST 87TH STREET NEW YORK,NY 10128 | NO RELATIONSHIP | PUBLIC | RESTRICTED | 30,000 |
| ST FRANCIS HOSPITAL100 PORT WASHINGTON BLVD ROSLYN,NY 11576 | NO RELATIONSHIP | PUBLIC | RESTRICTED | 5,000 |
| TELECAREPO BOX 158 UNIONDALE,NY 115530158 | NO RELATIONSHIP | PUBLIC | GENERAL | 1,000 |
| TEMPLE BETH SHOLOM171-39 NORTHERN BLVD FLUSHING,NY 11358 | NO RELATIONSHIP | PUBLIC | RESTRICTED | 15,000 |
| THE FOUNDATION FIGHTING BLINDNESS11350 MC CORMICK RD HUNT VALLEY,MD 21031 | NO RELATIONSHIP | PUBLIC | GENERAL | 15,000 |
| THEODORE ROOSEVELT COUNCIL BSA544 BROADWAY MASSAPEQUA,NY 11758 | NO RELATIONSHIP | PUBLIC | RESTRICTED | 5,000 |
| THIRTEEN WNET NEW YORK450 WEST 33RD STREET NEW YORK,NY 10001 | NO RELATIONSHIP | PUBLIC | RESTRICTED | 2,000 |
| VISITNG NURSE SERVICE OF NY 107 EAST 70TH ST NEW YORK,NY 10021 | NO RELATIONSHIP | PUBLIC | RESTRICTED | 3,000 |
| WLIW CHANNEL 21450 WEST 33RD ST NEW YORK,NY 10001 | NO RELATIONSHIP | PUBLIC | RESTRICTED | 2,000 |
| AUTISM SPEAKS181 WESTCHESTER AVE PORT CHESTER,NY 10573 | NO RELATIONSHIP | PUBLIC | RESTRICTED | 20,000 |
| SCHEPENS EYE RESEARCH INSTITUTE20 STANIFORD STREET BOSTON,MA 02114 | NO RELATIONSHIP | PUBLIC | RESTRICTED | 10,000 |
| ACKERMAN INSTITUTE FOR FAMILY THERAPY149 EAST 78TH STREET NEW YORK,NY 10021 | NO RELATIONSHIP | PUBLIC | GENERAL | 3,000 |
| GREAT NECK SOUTH HIGH SCHOOL341 LAKEVILLE RD GREAT NECK,NY 11021 | NO RELATIONSHIP | GOVERNMENT | RESTRICTED | 1,000 |
| Total  3a | | | | 503,000 |

Form 990PF Part XV Line 3 - Grants and Contributions Paid During the Year or Approved for Future Payment

| Recipient | If recipient is an individual, show any relationship to any foundation manager or substantial contributor | Foundation status of recipient | Purpose of grant or contribution | Amount |
|--|---|--------------------------------|----------------------------------|---------|
| Name and address (home or business) | | | | |
| a Paid during the year | | | | |
| GARDEN SCHOOL33-16 79TH STREET JACKSON HEIGHTS,NY 11372 | NO RELATIONSHIP | PUBLIC | GENERAL | 1,000 |
| RAMAPO FOR CHILDRENPO Box 266 Rt 52 / Salisbury Tu Rhinebeck,NY 12572 | NO RELATIONSHIP | PUBLIC | GENERAL | 10,000 |
| Total  3a | | | | 503,000 |

TY 2009 Accounting Fees Schedule

Name: THE KUPFERBERG FOUNDATION

EIN: 11-6008915

| Category | Amount | Net Investment Income | Adjusted Net Income | Disbursements for Charitable Purposes |
|--------------------|--------|--------------------------|------------------------|---|
| GRANT THORNTON LLP | 11,440 | 8,580 | 0 | 2,860 |

**TY 2009 All Other Program
Related Investments Schedule**

Name: THE KUPFERBERG FOUNDATION
EIN: 11-6008915

| Category | Amount |
|----------|--------|
| NONE | |

Note: To capture the full content of this document, please select landscape mode (11" x 8.5") when printing.

TY 2009 Depreciation Schedule

Name: THE KUPFERBERG FOUNDATION

EIN: 11-6008915

| Description of Property | Date Acquired | Cost or Other Basis | Prior Years' Depreciation | Computation Method | Rate / Life (# of years) | Current Year's Depreciation Expense | Net Investment Income | Adjusted Net Income | Cost of Goods Sold Not Included |
|-------------------------|---------------|---------------------|---------------------------|--------------------|--------------------------|-------------------------------------|-----------------------|---------------------|---------------------------------|
|-------------------------|---------------|---------------------|---------------------------|--------------------|--------------------------|-------------------------------------|-----------------------|---------------------|---------------------------------|

**TY 2009 Investments Corporate
Bonds Schedule**

Name: THE KUPFERBERG FOUNDATION
EIN: 11-6008915

| Name of Bond | End of Year Book Value | End of Year Fair Market Value |
|-----------------------------|------------------------|-------------------------------|
| HEWLETT PACKARD CO | 48,375 | 50,019 |
| PRAXAIR INC | 50,000 | 50,941 |
| CITIGROUP FUNDING INC | 49,860 | 51,599 |
| IBM CORP | 50,327 | 51,519 |
| MELIFE INC | 50,506 | 50,561 |
| NOVARTIS CAPITAL CORP | 51,534 | 54,079 |
| UNILEVER CAPITAL CORP | 51,375 | 53,487 |
| PEPSICO INC | 51,248 | 53,689 |
| ELI LILLY & CO | 52,307 | 54,400 |
| COCO COLA CO | 51,572 | 53,639 |
| UNITED PARCEL SERVICE | 51,562 | 54,031 |
| U S A BONDS | 25,485 | 27,176 |
| WALMART STORES INC | 49,596 | 53,030 |
| STATE STREET CORP | 50,409 | 54,373 |
| JPMORGAN CHASE & CO | 49,662 | 54,060 |
| GOLDMAN SACHS GROUP INC | 47,437 | 48,705 |
| ABBOTT LABORATORIES | 51,753 | 52,084 |
| DIAGEO CAPITAL PLC | 52,177 | 54,461 |
| BHP BILLITON FINANCE | 51,451 | 54,221 |
| JPMORGAN STRATEGIC INCOME | 450,000 | 459,528 |
| JPMORGAN TRSRY & ANGCY FUND | 531,017 | 521,683 |
| FORD MOTOR CREDIT CO LLC | 95,500 | 100,000 |
| CONTINENTAL AIRLINES INC | 253,125 | 256,875 |
| VALERO ENERGY CORP | 263,125 | 267,395 |
| U S A BONDS | 127,595 | 135,881 |
| SIMON PROPERTY GROUP LP | 250,000 | 286,355 |
| U S A BONDS | 129,635 | 143,817 |
| INTL FINANCE DORP - BRL | 111,387 | 117,813 |

TY 2009 Investments Corporate
Stock Schedule

Name: THE KUPFERBERG FOUNDATION
EIN: 11-6008915

| Name of Stock | End of Year Book Value | End of Year Fair Market Value |
|-----------------------------|------------------------|-------------------------------|
| LTV CORP | 33,940 | 2 |
| MERITOR SAVINGS BANK | 136,252 | 46,800 |
| MONSANTO CO | 5,621 | 105,819 |
| OCCIDENTAL PETROLEUM | 104,778 | 661,275 |
| NY COMNTY BANCORP, INC | 810,337 | 3,121,044 |
| ABBOT LABORATORIES | 65,348 | 69,765 |
| AMGEN INC | 57,518 | 52,690 |
| ANADARCO PETROLEUM CORP | 67,226 | 115,488 |
| APACHE CORP | 47,309 | 64,584 |
| ASSURANT INC | 54,346 | 59,959 |
| BAXTER INTERNATIONAL INC | 34,793 | 29,130 |
| CABOT OIL & GAS CORP | 44,065 | 47,210 |
| DEVON ENERGY CORP | 89,878 | 91,741 |
| EOG RESOURCES INC | 27,206 | 31,133 |
| HEWLETT-PACKARD CO | 68,572 | 81,764 |
| INT BUSINESS MACHINES CORP | 55,827 | 84,876 |
| LICOLN NATIONAL CORP | 27,430 | 35,820 |
| LOEWS CORP | 34,333 | 48,633 |
| OCCIDENTAL PETROLEUM CORP | 37,144 | 52,902 |
| ORACLE CORP | 54,909 | 89,249 |
| PULTE GROUP INC | 35,499 | 25,040 |
| REINSURANCE GROUP AMERICA | 33,628 | 49,930 |
| THE TRAVELERS COMPANIES | 86,432 | 107,980 |
| UNION PACIFIC CORP | 56,065 | 135,165 |
| XEROX CORP | 48,645 | 114,600 |
| ACE LTD NEW | 35,665 | 46,816 |
| EVEREST RE GROUP LTD | 34,594 | 41,745 |
| VALDUS HOLDINGS LTD | 7,324 | 8,792 |
| ALPHA NATURAL RESOURCES INC | 58,373 | 76,818 |
| APOLLO INVESTMENT CORP | 44,731 | 43,378 |

| Name of Stock | End of Year Book Value | End of Year Fair Market Value |
|-------------------------------|------------------------|-------------------------------|
| CISCO SYSTEMS INC | 57,272 | 59,396 |
| CYPRESS SEMICONDUCTORS CORP | 35,864 | 52,495 |
| E M C CORP MASS | 14,458 | 29,012 |
| FRANKLIN RESOURCE INC | 56,695 | 65,602 |
| GOOGLE INC | 55,399 | 72,242 |
| JOHNSON & JOHNSON | 57,003 | 64,628 |
| NORFOLK SOUTHERN CORP | 30,653 | 60,170 |
| PEABODY ENERGY CORP | 40,900 | 47,048 |
| PHILIP MORRIS INTERNATIONAL | 47,266 | 62,579 |
| RANGE RESOURCES CORP | 51,610 | 54,587 |
| SCHLUMBERGER LTD | 26,780 | 46,404 |
| SOUTHWESTERN ENERGY CO | 11,284 | 14,480 |
| UNITED PARCEL SERVICES INC | 57,917 | 73,637 |
| VALMONT INDUSTRIES INC | 39,539 | 40,430 |
| WYNN RESORTS LTD | 25,196 | 45,495 |
| ICONIX BRAND GROUP INC | 19,363 | 21,482 |
| CALFRAC WELL SERVICES LTD | 20,012 | 27,295 |
| CENOVUS ENERGY INC | 35,929 | 43,155 |
| CNOOC LTD | 33,618 | 43,060 |
| CRESCENT POINT ENERGY CORP | 40,277 | 40,376 |
| FOSTER'S GROUP LTD | 51,659 | 54,728 |
| GOLDCORP INC | 47,683 | 51,289 |
| INVESCO LTD | 54,279 | 60,872 |
| ISHARES FTSE/XINHUA CHINA 25 | 68,030 | 84,513 |
| ISHARES MSCI JAPAN INDEX FUND | 37,178 | 37,999 |
| KUBOTA LTD | 53,419 | 54,312 |
| NINTENDO LTD | 38,899 | 37,309 |
| POTASH CORP SASKATCHEWAN INC | 11,421 | 21,563 |
| SANOFI-SYNTHELABO SA | 61,507 | 54,936 |
| SPDR GOLD TRUST | 55,070 | 81,252 |

| Name of Stock | End of Year Book Value | End of Year Fair Market Value |
|--------------------------------|------------------------|-------------------------------|
| UNILEVER N V | 55,622 | 58,179 |
| WISDOMTREE INDIA EARNINGS FUND | 29,066 | 38,564 |
| YASKAWA ELECTRIC CORP | 40,562 | 38,946 |
| E-HOUSE CHINA HOLDINGS | 37,913 | 27,900 |
| SOCIEDAD QUIMICA MNERA D CHILE | 47,155 | 76,080 |
| ALLIANT CORP | 18,904 | 21,060 |
| AMGEN INC | 18,062 | 17,388 |
| DEERE & CO | 12,478 | 13,446 |
| INT BUSINESS MACHINES CORP | 12,098 | 14,146 |
| MARSH & MCLENNAN COMPANIES | 20,982 | 21,067 |
| MICROSOFT CORP | 24,700 | 20,964 |
| MONSANTO CO | 21,963 | 22,170 |
| MOSAIC CO/THE | 13,184 | 14,879 |
| NOBLE ENERGY INC | 14,601 | 17,063 |
| NSTAR | 17,927 | 23,598 |
| ORACLE CORP | 15,518 | 17,309 |
| PFIZER INC | 17,736 | 17,767 |
| QUESTAR CORP | 18,793 | 20,264 |
| RAYTHEON CO | 14,942 | 14,800 |
| SEMPRA ENERGY | 17,218 | 19,034 |
| BAYER A G | 23,924 | 24,821 |
| BCE INC | 13,322 | 18,634 |
| CENTRAL FUND CANADA LTD CL A | 17,256 | 24,075 |
| GOLDCORP INC | 20,347 | 22,795 |
| NOVARTIS A G | 16,376 | 15,489 |
| SYNGENTA AG | 12,334 | 13,928 |

TY 2009 Investments - Land Schedule

Name: THE KUPFERBERG FOUNDATION

EIN: 11-6008915

| Category/ Item | Cost/Other Basis | Accumulated Depreciation | Book Value | End of Year Fair Market Value |
|----------------|------------------|-----------------------------|---------------|----------------------------------|
|----------------|------------------|-----------------------------|---------------|----------------------------------|

TY 2009 Land, Etc. Schedule

Name: THE KUPFERBERG FOUNDATION

EIN: 11-6008915

| Category / Item | Cost / Other Basis | Accumulated Depreciation | Book Value | End of Year Fair Market Value |
|--------------------|-----------------------|-----------------------------|---------------|----------------------------------|
|--------------------|-----------------------|-----------------------------|---------------|----------------------------------|

TY 2009 Other Expenses Schedule

Name: THE KUPFERBERG FOUNDATION

EIN: 11-6008915

| Description | Revenue and Expenses per Books | Net Invest ment Income | Adjusted Net Income | Disbursement s for Charit able Purposes |
|-----------------|-----------------------------------|---------------------------|---------------------|--|
| NYS FILING FEE | 750 | 0 | 0 | 0 |
| OFFICE EXPENSES | 16,323 | 12,242 | 0 | 4,081 |
| BANK FEES | 3,813 | 3,813 | 0 | 0 |

TY 2009 Other Income Schedule

Name: THE KUPFERBERG FOUNDATION

EIN: 11-6008915

| Description | Revenue And Expenses Per Books | Net Invest ment Income | Adjusted Net Income |
|--------------------------------|-----------------------------------|---------------------------|---------------------|
| OTHER INVESTMENT INCOME (LOSS) | 1,521 | 1,521 | |

TY 2009 Other Professional Fees Schedule

Name: THE KUPFERBERG FOUNDATION

EIN: 11-6008915

| Category | Amount | Net Investment Income | Adjusted Net Income | Disbursements for Charitable Purposes |
|-------------|--------|--------------------------|------------------------|---|
| BROKER FEES | 41,278 | 41,278 | 0 | 0 |

TY 2009 Taxes Schedule**Name:** THE KUPFERBERG FOUNDATION**EIN:** 11-6008915

| Category | Amount | Net Investment Income | Adjusted Net Income | Disbursements for Charitable Purposes |
|--------------------|--------|--------------------------|------------------------|---|
| FEDERAL EXCISE TAX | 25,694 | 0 | 0 | 0 |
| FOREIGN TAXES | 1,245 | 1,245 | 0 | 0 |