



See a Social Security Number? Say Something!
Report Privacy Problems to <https://public.resource.org/privacy>
Or call the IRS Identity Theft Hotline at 1-800-908-4490



1000000000

Form 990-PF

Return of Private Foundation or Section 4947(a)(1) Nonexempt Charitable Trust Treated as a Private Foundation

OMB No 1545-0052

2009

Department of the Treasury Internal Revenue Service

Note: The foundation may be able to use a copy of this return to satisfy state reporting requirements

For calendar year 2009, or tax year beginning 11/01, 2009, and ending 10/31, 2010

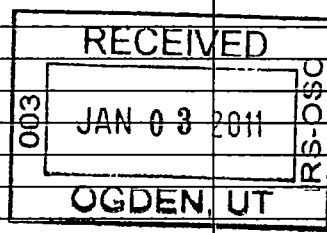
POSTMARK DATE DEC 23 2010

Check all that apply: Initial return, Amended return, Address change, Name change, Initial return of a former public charity, Final return

Name of foundation: THE IORIO CHARITABLE FOUNDATION. Employer identification number: 04-6745180. Address: P O BOX 1802, PROVIDENCE, RI 02901-1802.

Check type of organization: Section 501(c)(3) exempt private foundation. Accounting method: Cash. Fair market value of all assets at end of year: \$1,881,515.

Table with 5 columns: (a) Revenue and expenses per books, (b) Net investment income, (c) Adjusted net income, (d) Disbursements for charitable purposes. Rows include Revenue (Total: 21,259) and Operating and Administrative Expenses (Total: 48,582).



SCANNED JAN 04 2011

| Part II Balance Sheets | | Attached schedules and amounts in the description column should be for end-of-year amounts only (See instructions) | | Beginning of year | End of year | |
|-----------------------------|---|--|----------------|-----------------------|-------------|--|
| | | (a) Book Value | (b) Book Value | (c) Fair Market Value | | |
| Assets | 1 | Cash - non-interest-bearing | NONE | NONE | | |
| | 2 | Savings and temporary cash investments | 111,679. | 107,704. | 107,718. | |
| | 3 | Accounts receivable ▶ Less allowance for doubtful accounts ▶ | | | | |
| | 4 | Pledges receivable ▶ Less: allowance for doubtful accounts ▶ | | | | |
| | 5 | Grants receivable | | | | |
| | 6 | Receivables due from officers, directors, trustees, and other disqualified persons (attach schedule) (see page 16 of the instructions) | | | | |
| | 7 | Other notes and loans receivable (attach schedule) ▶ * Less: allowance for doubtful accounts ▶ | NONE | NONE | NONE | |
| | 8 | Inventories for sale or use | | | | |
| | 9 | Prepaid expenses and deferred charges | | | | |
| | 10 a | Investments - U S and state government obligations (attach schedule) | NONE | NONE | NONE | |
| | b | Investments - corporate stock (attach schedule) | 1,662,190. | 1,634,740. | 1,773,797. | |
| | c | Investments - corporate bonds (attach schedule) | NONE | NONE | NONE | |
| | 11 | Investments - land, buildings, and equipment basis Less accumulated depreciation (attach schedule) | NONE | | | |
| | 12 | Investments - mortgage loans | NONE | NONE | | |
| | 13 | Investments - other (attach schedule) | NONE | NONE | NONE | |
| | 14 | Land, buildings, and equipment basis Less accumulated depreciation (attach schedule) | | | | |
| 15 | Other assets (describe ▶) | NONE | NONE | NONE | | |
| 16 | Total assets (to be completed by all filers - see the instructions. Also, see page 1, item I) | 1,773,869. | 1,742,444. | 1,881,515. | | |
| Liabilities | 17 | Accounts payable and accrued expenses | | | | |
| | 18 | Grants payable | | | | |
| | 19 | Deferred revenue | | | | |
| | 20 | Loans from officers, directors, trustees, and other disqualified persons | | | | |
| | 21 | Mortgages and other notes payable (attach schedule) | | | | |
| | 22 | Other liabilities (describe ▶) | | | | |
| 23 | Total liabilities (add lines 17 through 22) | | | | | |
| Net Assets or Fund Balances | Foundations that follow SFAS 117, check here ▶ <input type="checkbox"/> and complete lines 24 through 26 and lines 30 and 31. | | | | | |
| | 24 | Unrestricted | | | | |
| | 25 | Temporarily restricted | | | | |
| | 26 | Permanently restricted | | | | |
| | Foundations that do not follow SFAS 117, check here and complete lines 27 through 31. ▶ <input checked="" type="checkbox"/> | | | | | |
| | 27 | Capital stock, trust principal, or current funds | 1,773,869. | 1,742,444. | | |
| | 28 | Paid-in or capital surplus, or land, bldg, and equipment fund | | | | |
| 29 | Retained earnings, accumulated income, endowment, or other funds | NONE | NONE | | | |
| 30 | Total net assets or fund balances (see page 17 of the instructions) | 1,773,869. | 1,742,444. | | | |
| 31 | Total liabilities and net assets/fund balances (see page 17 of the instructions) | 1,773,869. | 1,742,444. | | | |

| Part III Analysis of Changes in Net Assets or Fund Balances | | | |
|---|--|---|------------|
| 1 | Total net assets or fund balances at beginning of year - Part II, column (a), line 30 (must agree with end-of-year figure reported on prior year's return) | 1 | 1,773,869. |
| 2 | Enter amount from Part I, line 27a | 2 | -27,323. |
| 3 | Other increases not included in line 2 (itemize) ▶ | 3 | |
| 4 | Add lines 1, 2, and 3 | 4 | 1,746,546. |
| 5 | Decreases not included in line 2 (itemize) ▶ SEE STATEMENT 9 | 5 | 4,102. |
| 6 | Total net assets or fund balances at end of year (line 4 minus line 5) - Part II, column (b), line 30 | 6 | 1,742,444. |



Part IV Capital Gains and Losses for Tax on Investment Income

| (a) List and describe the kind(s) of property sold (e.g., real estate, 2-story brick warehouse; or common stock, 200 shs. MLC Co.) | | | | (b) How acquired P-Purchase D-Donation | (c) Date acquired (mo., day, yr.) | (d) Date sold (mo., day, yr) |
|---|--|---|---|--|--------------------------------------|---------------------------------|
| 1a SEE PART IV DETAIL | | | | | | |
| b | | | | | | |
| c | | | | | | |
| d | | | | | | |
| e | | | | | | |
| (e) Gross sales price | (f) Depreciation allowed (or allowable) | (g) Cost or other basis plus expense of sale | (h) Gain or (loss) (e) plus (f) minus (g) | | | |
| a | | | | | | |
| b | | | | | | |
| c | | | | | | |
| d | | | | | | |
| e | | | | | | |
| Complete only for assets showing gain in column (h) and owned by the foundation on 12/31/69 | | | (l) Gains (Col. (h) gain minus col (k), but not less than -0-) or Losses (from col (h)) | | | |
| (i) F.M.V. as of 12/31/69 | (j) Adjusted basis as of 12/31/69 | (k) Excess of col (i) over col (j), if any | | | | |
| a | | | | | | |
| b | | | | | | |
| c | | | | | | |
| d | | | | | | |
| e | | | | | | |
| 2 Capital gain net income or (net capital loss) | | | | 2 | -12,564. | |
| { If gain, also enter in Part I, line 7 If (loss), enter -0- in Part I, line 7 } | | | | | | |
| 3 Net short-term capital gain or (loss) as defined in sections 1222(5) and (6): | | | | 3 | | |
| { If gain, also enter in Part I, line 8, column (c) (see pages 13 and 17 of the instructions). If (loss), enter -0- in Part I, line 8. } | | | | | | |

Part V Qualification Under Section 4940(e) for Reduced Tax on Net Investment Income

(For optional use by domestic private foundations subject to the section 4940(a) tax on net investment income.)

If section 4940(d)(2) applies, leave this part blank.

Was the foundation liable for the section 4942 tax on the distributable amount of any year in the base period? Yes No
 If "Yes," the foundation does not qualify under section 4940(e). Do not complete this part.

1 Enter the appropriate amount in each column for each year; see page 18 of the instructions before making any entries.

| (a) Base period years Calendar year (or tax year beginning in) | (b) Adjusted qualifying distributions | (c) Net value of noncharitable-use assets | (d) Distribution ratio (col (b) divided by col (c)) |
|---|--|--|---|
| 2008 | 31,251. | 1,449,359. | 0.02156194566 |
| 2007 | 37,222. | 2,160,025. | 0.01723220796 |
| 2006 | 49,916. | 2,215,819. | 0.02252711074 |
| 2005 | 28,257. | 1,954,638. | 0.01445638527 |
| 2004 | 63,538. | 1,779,103. | 0.03571350282 |
| 2 Total of line 1, column (d) | | | 0.11149115245 |
| 3 Average distribution ratio for the 5-year base period - divide the total on line 2 by 5, or by the number of years the foundation has been in existence if less than 5 years | | | 0.02229823049 |
| 4 Enter the net value of noncharitable-use assets for 2009 from Part X, line 5 | | | 1,748,096. |
| 5 Multiply line 4 by line 3 | | | 38,979. |
| 6 Enter 1% of net investment income (1% of Part I, line 27b) | | | 302. |
| 7 Add lines 5 and 6 | | | 39,281. |
| 8 Enter qualifying distributions from Part XII, line 4 | | | 45,460. |

If line 8 is equal to or greater than line 7, check the box in Part VI, line 1b, and complete that part using a 1% tax rate. See the Part VI instructions on page 18.

Part VI Excise Tax Based on Investment Income (Section 4940(a), 4940(b), 4940(e), or 4948 - see page 18 of the instructions)

Table with 11 rows and 2 columns. Rows include: 1a Exempt operating foundations, b Domestic foundations, c All other domestic foundations, 2 Tax under section 511, 3 Add lines 1 and 2, 4 Subtitle A (income) tax, 5 Tax based on investment income, 6 Credits/Payments (6a-6d), 7 Total credits and payments, 8 Enter any penalty, 9 Tax due, 10 Overpayment, 11 Enter the amount of line 10 to be Credited to 2010 estimated tax.

Part VII-A Statements Regarding Activities

Table with 10 rows and 3 columns. Rows include: 1a During the tax year, did the foundation attempt to influence any national, state, or local legislation... 1b Did it spend more than \$100 during the year... 1c Did the foundation file Form 1120-POL... 2 Has the foundation engaged in any activities that have not previously been reported to the IRS? 3 Has the foundation made any changes, not previously reported to the IRS... 4a Did the foundation have unrelated business gross income of \$1,000 or more during the year? 4b If "Yes," has it filed a tax return on Form 990-T for this year? 5 Was there a liquidation, termination, dissolution, or substantial contraction during the year? 6 Are the requirements of section 508(e) (relating to sections 4941 through 4945) satisfied either: 7 Did the foundation have at least \$5,000 in assets at any time during the year? 8a Enter the states to which the foundation reports or with which it is registered... 8b If the answer is "Yes" to line 7, has the foundation furnished a copy of Form 990-PF to the Attorney General... 9 Is the foundation claiming status as a private operating foundation... 10 Did any persons become substantial contributors during the tax year?



Part VII-A Statements Regarding Activities (continued)

| | | | | |
|----|--|----|---|---|
| 11 | At any time during the year, did the foundation, directly or indirectly, own a controlled entity within the meaning of section 512(b)(13)? If "Yes," attach schedule (see page 20 of the instructions) | 11 | | X |
| 12 | Did the foundation acquire a direct or indirect interest in any applicable insurance contract before August 17, 2008? | 12 | | X |
| 13 | Did the foundation comply with the public inspection requirements for its annual returns and exemption application? Website address ▶ N/A | 13 | X | |
| 14 | The books are in care of ▶ PRIVATE BANK, TAX SERVICES Telephone no. ▶ (888) 866-3275 Located at ▶ P.O. BOX 1802, PROVIDENCE, RI ZIP + 4 ▶ 02901-1802 | | | |
| 15 | Section 4947(a)(1) nonexempt charitable trusts filing Form 990-PF in lieu of Form 1041 - Check here and enter the amount of tax-exempt interest received or accrued during the year ▶ 15 | | | |

Part VII-B Statements Regarding Activities for Which Form 4720 May Be Required

File Form 4720 if any item is checked in the "Yes" column, unless an exception applies.

| | Yes | No |
|--|-----|----|
| 1a During the year did the foundation (either directly or indirectly). (1) Engage in the sale or exchange, or leasing of property with a disqualified person? <input type="checkbox"/> Yes <input checked="" type="checkbox"/> No | | |
| (2) Borrow money from, lend money to, or otherwise extend credit to (or accept it from) a disqualified person? <input type="checkbox"/> Yes <input checked="" type="checkbox"/> No | | |
| (3) Furnish goods, services, or facilities to (or accept them from) a disqualified person? <input type="checkbox"/> Yes <input checked="" type="checkbox"/> No | | |
| (4) Pay compensation to, or pay or reimburse the expenses of, a disqualified person? <input checked="" type="checkbox"/> Yes <input type="checkbox"/> No | | |
| (5) Transfer any income or assets to a disqualified person (or make any of either available for the benefit or use of a disqualified person)? <input type="checkbox"/> Yes <input checked="" type="checkbox"/> No | | |
| (6) Agree to pay money or property to a government official? (Exception. Check "No" if the foundation agreed to make a grant to or to employ the official for a period after termination of government service, if terminating within 90 days.) <input type="checkbox"/> Yes <input checked="" type="checkbox"/> No | | |
| b If any answer is "Yes" to 1a(1)-(6), did any of the acts fail to qualify under the exceptions described in Regulations section 53.4941(d)-3 or in a current notice regarding disaster assistance (see page 20 of the instructions)? <input type="checkbox"/> Organizations relying on a current notice regarding disaster assistance check here ▶ <input type="checkbox"/> | 1b | X |
| c Did the foundation engage in a prior year in any of the acts described in 1a, other than excepted acts, that were not corrected before the first day of the tax year beginning in 2009? | 1c | X |
| 2 Taxes on failure to distribute income (section 4942) (does not apply for years the foundation was a private operating foundation defined in section 4942(j)(3) or 4942(j)(5)). | | |
| a At the end of tax year 2009, did the foundation have any undistributed income (lines 6d and 6e, Part XIII) for tax year(s) beginning before 2009? <input type="checkbox"/> Yes <input checked="" type="checkbox"/> No If "Yes," list the years ▶ _____ | | |
| b Are there any years listed in 2a for which the foundation is not applying the provisions of section 4942(a)(2) (relating to incorrect valuation of assets) to the year's undistributed income? (If applying section 4942(a)(2) to all years listed, answer "No" and attach statement - see page 20 of the instructions) | 2b | |
| c If the provisions of section 4942(a)(2) are being applied to any of the years listed in 2a, list the years here ▶ _____ | | |
| 3a Did the foundation hold more than a 2% direct or indirect interest in any business enterprise at any time during the year? <input type="checkbox"/> Yes <input checked="" type="checkbox"/> No | | |
| b If "Yes," did it have excess business holdings in 2009 as a result of (1) any purchase by the foundation or disqualified persons after May 26, 1969; (2) the lapse of the 5-year period (or longer period approved by the Commissioner under section 4943(c)(7)) to dispose of holdings acquired by gift or bequest; or (3) the lapse of the 10-, 15-, or 20-year first phase holding period? (Use Schedule C, Form 4720, to determine if the foundation had excess business holdings in 2009) | 3b | |
| 4a Did the foundation invest during the year any amount in a manner that would jeopardize its charitable purposes? | 4a | X |
| b Did the foundation make any investment in a prior year (but after December 31, 1969) that could jeopardize its charitable purpose that had not been removed from jeopardy before the first day of the tax year beginning in 2009? | 4b | X |



Part VII-B Statements Regarding Activities for Which Form 4720 May Be Required (continued)

- 5a** During the year did the foundation pay or incur any amount to:
- (1) Carry on propaganda, or otherwise attempt to influence legislation (section 4945(e))? Yes No
 - (2) Influence the outcome of any specific public election (see section 4955); or to carry on, directly or indirectly, any voter registration drive? Yes No
 - (3) Provide a grant to an individual for travel, study, or other similar purposes? Yes No
 - (4) Provide a grant to an organization other than a charitable, etc., organization described in section 509(a)(1), (2), or (3), or section 4940(d)(2)? (see page 22 of the instructions) Yes No
 - (5) Provide for any purpose other than religious, charitable, scientific, literary, or educational purposes, or for the prevention of cruelty to children or animals? Yes No
- b** If any answer is "Yes" to 5a(1)-(5), did any of the transactions fail to qualify under the exceptions described in Regulations section 53.4945 or in a current notice regarding disaster assistance (see page 22 of the instructions)? Yes No
 Organizations relying on a current notice regarding disaster assistance check here
- c** If the answer is "Yes" to question 5a(4), does the foundation claim exemption from the tax because it maintained expenditure responsibility for the grant? Yes No
 If "Yes," attach the statement required by Regulations section 53.4945-5(d).
- 6a** Did the foundation, during the year, receive any funds, directly or indirectly, to pay premiums on a personal benefit contract? Yes No
- b** Did the foundation, during the year, pay premiums, directly or indirectly, on a personal benefit contract? Yes No
 If "Yes" to 6b, file Form 8870.
- 7a** At any time during the tax year, was the foundation a party to a prohibited tax shelter transaction? Yes No
- b** If yes, did the foundation receive any proceeds or have any net income attributable to the transaction? Yes No

5b

6b

7b

Part VIII Information About Officers, Directors, Trustees, Foundation Managers, Highly Paid Employees, and Contractors

1 List all officers, directors, trustees, foundation managers and their compensation (see page 22 of the instructions).

| (a) Name and address | (b) Title, and average hours per week devoted to position | (c) Compensation (if not paid, enter -0-) | (d) Contributions to employee benefit plans and deferred compensation | (e) Expense account, other allowances |
|----------------------|---|---|---|---------------------------------------|
| SEE STATEMENT 11 | | 6,042. | -0- | -0- |
| ----- | | | | |
| ----- | | | | |
| ----- | | | | |
| ----- | | | | |

2 Compensation of five highest-paid employees (other than those included on line 1 - see page 23 of the instructions). If none, enter "NONE."

| (a) Name and address of each employee paid more than \$50,000 | (b) Title, and average hours per week devoted to position | (c) Compensation | (d) Contributions to employee benefit plans and deferred compensation | (e) Expense account, other allowances |
|---|---|------------------|---|---------------------------------------|
| SEE STATEMENT 12 | | NONE | NONE | NONE |
| ----- | | | | |
| ----- | | | | |
| ----- | | | | |
| ----- | | | | |

Total number of other employees paid over \$50,000 NONE



Part VIII Information About Officers, Directors, Trustees, Foundation Managers, Highly Paid Employees, and Contractors (continued)

3 Five highest-paid independent contractors for professional services (see page 23 of the instructions). If none, enter "NONE."

| (a) Name and address of each person paid more than \$50,000 | (b) Type of service | (c) Compensation |
|---|---------------------|------------------|
| SEE STATEMENT 13 | | NONE |
| ----- | | |
| ----- | | |
| ----- | | |
| ----- | | |

Total number of others receiving over \$50,000 for professional services **NONE**

Part IX-A Summary of Direct Charitable Activities

| List the foundation's four largest direct charitable activities during the tax year. Include relevant statistical information such as the number of organizations and other beneficiaries served, conferences convened, research papers produced, etc | Expenses |
|---|----------|
| 1 NONE | |
| ----- | |
| 2 | |
| ----- | |
| 3 | |
| ----- | |
| 4 | |
| ----- | |

Part IX-B Summary of Program-Related Investments (see page 23 of the instructions)

| Describe the two largest program-related investments made by the foundation during the tax year on lines 1 and 2 | Amount |
|--|--------|
| 1 NONE | |
| ----- | |
| 2 | |
| ----- | |
| All other program-related investments See page 24 of the instructions | |
| 3 NONE | |
| ----- | |
| Total. Add lines 1 through 3 | |

Part X Minimum Investment Return (All domestic foundations must complete this part. Foreign foundations, see page 24 of the instructions.)

| | | | |
|----------|--|-----------|------------|
| 1 | Fair market value of assets not used (or held for use) directly in carrying out charitable, etc., purposes: | | |
| a | Average monthly fair market value of securities | 1a | 1,652,837. |
| b | Average of monthly cash balances | 1b | 121,880. |
| c | Fair market value of all other assets (see page 24 of the instructions) | 1c | NONE |
| d | Total (add lines 1a, b, and c) | 1d | 1,774,717. |
| e | Reduction claimed for blockage or other factors reported on lines 1a and 1c (attach detailed explanation) | 1e | |
| 2 | Acquisition indebtedness applicable to line 1 assets | 2 | NONE |
| 3 | Subtract line 2 from line 1d | 3 | 1,774,717. |
| 4 | Cash deemed held for charitable activities. Enter 1 1/2% of line 3 (for greater amount, see page 25 of the instructions) | 4 | 26,621. |
| 5 | Net value of noncharitable-use assets. Subtract line 4 from line 3. Enter here and on Part V, line 4 | 5 | 1,748,096. |
| 6 | Minimum investment return. Enter 5% of line 5 | 6 | 87,405. |

Part XI Distributable Amount (see page 25 of the instructions) (Section 4942(j)(3) and (j)(5) private operating foundations and certain foreign organizations check here and do not complete this part.)

| | | | |
|-----------|---|-----------|---------|
| 1 | Minimum investment return from Part X, line 6 | 1 | 87,405. |
| 2a | Tax on investment income for 2009 from Part VI, line 5 | 2a | 302. |
| b | Income tax for 2009. (This does not include the tax from Part VI.) | 2b | |
| c | Add lines 2a and 2b | 2c | 302. |
| 3 | Distributable amount before adjustments. Subtract line 2c from line 1 | 3 | 87,103. |
| 4 | Recoveries of amounts treated as qualifying distributions | 4 | NONE |
| 5 | Add lines 3 and 4 | 5 | 87,103. |
| 6 | Deduction from distributable amount (see page 25 of the instructions) | 6 | NONE |
| 7 | Distributable amount as adjusted. Subtract line 6 from line 5. Enter here and on Part XIII, line 1 | 7 | 87,103. |

Part XII Qualifying Distributions (see page 25 of the instructions)

| | | | |
|----------|---|-----------|---------|
| 1 | Amounts paid (including administrative expenses) to accomplish charitable, etc., purposes: | | |
| a | Expenses, contributions, gifts, etc. - total from Part I, column (d), line 26 | 1a | 45,460. |
| b | Program-related investments - total from Part IX-B | 1b | |
| 2 | Amounts paid to acquire assets used (or held for use) directly in carrying out charitable, etc., purposes | 2 | NONE |
| 3 | Amounts set aside for specific charitable projects that satisfy the: | | |
| a | Suitability test (prior IRS approval required) | 3a | NONE |
| b | Cash distribution test (attach the required schedule) | 3b | NONE |
| 4 | Qualifying distributions. Add lines 1a through 3b. Enter here and on Part V, line 8, and Part XIII, line 4 | 4 | 45,460. |
| 5 | Foundations that qualify under section 4940(e) for the reduced rate of tax on net investment income. Enter 1% of Part I, line 27b (see page 26 of the instructions) | 5 | 302. |
| 6 | Adjusted qualifying distributions. Subtract line 5 from line 4 | 6 | 45,158. |

Note: The amount on line 6 will be used in Part V, column (b), in subsequent years when calculating whether the foundation qualifies for the section 4940(e) reduction of tax in those years.

Part XIII Undistributed Income (see page 26 of the instructions)

| | (a) Corpus | (b) Years prior to 2008 | (c) 2008 | (d) 2009 |
|--|---------------|----------------------------|-------------|-------------|
| 1 Distributable amount for 2009 from Part XI, line 7 | | | | 87,103. |
| 2 Undistributed income, if any, as of the end of 2009 | | | | |
| a Enter amount for 2008 only | | | 40,699. | |
| b Total for prior years 20 07 , 20 _____, 20 _____ | | NONE | | |
| 3 Excess distributions carryover, if any, to 2009. | | | | |
| a From 2004 | NONE | | | |
| b From 2005 | NONE | | | |
| c From 2006 | NONE | | | |
| d From 2007 | NONE | | | |
| e From 2008 | NONE | | | |
| f Total of lines 3a through e | NONE | | | |
| 4 Qualifying distributions for 2009 from Part XII, line 4: ▶ \$ _____ 45,460. | | | | |
| a Applied to 2008, but not more than line 2a | | | 40,699. | |
| b Applied to undistributed income of prior years (Election required - see page 26 of the instructions) | | NONE | | |
| c Treated as distributions out of corpus (Election required - see page 26 of the instructions) | NONE | | | |
| d Applied to 2009 distributable amount | | | | 4,761. |
| e Remaining amount distributed out of corpus | NONE | | | |
| 5 Excess distributions carryover applied to 2009 (If an amount appears in column (d), the same amount must be shown in column (a).) | NONE | | | NONE |
| 6 Enter the net total of each column as indicated below: | | | | |
| a Corpus. Add lines 3f, 4c, and 4e Subtract line 5 | NONE | | | |
| b Prior years' undistributed income Subtract line 4b from line 2b | | NONE | | |
| c Enter the amount of prior years' undistributed income for which a notice of deficiency has been issued, or on which the section 4942(a) tax has been previously assessed | | NONE | | |
| d Subtract line 6c from line 6b. Taxable amount - see page 27 of the instructions | | NONE | | |
| e Undistributed income for 2008 Subtract line 4a from line 2a. Taxable amount - see page 27 of the instructions | | | | |
| f Undistributed income for 2009. Subtract lines 4d and 5 from line 1. This amount must be distributed in 2010. | | | | 82,342. |
| 7 Amounts treated as distributions out of corpus to satisfy requirements imposed by section 170(b)(1)(F) or 4942(g)(3) (see page 27 of the instructions) | NONE | | | |
| 8 Excess distributions carryover from 2004 not applied on line 5 or line 7 (see page 27 of the instructions) | NONE | | | |
| 9 Excess distributions carryover to 2010. Subtract lines 7 and 8 from line 6a | NONE | | | |
| 10 Analysis of line 9: | | | | |
| a Excess from 2005 | NONE | | | |
| b Excess from 2006 | NONE | | | |
| c Excess from 2007 | NONE | | | |
| d Excess from 2008 | NONE | | | |
| e Excess from 2009 | NONE | | | |



Part XIV Private Operating Foundations (see page 27 of the instructions and Part VII-A, question 9) NOT APPLICABLE

1a If the foundation has received a ruling or determination letter that it is a private operating foundation, and the ruling is effective for 2009, enter the date of the ruling

b Check box to indicate whether the foundation is a private operating foundation described in section 4942(j)(3) or 4942(j)(5)

Table with 5 columns: Tax year (a) 2009, (b) 2008, (c) 2007, (d) 2006, (e) Total. Rows include 2a (Adjusted net income), 2b (85% of line 2a), 2c (Qualifying distributions from Part XII), 2d (Amounts included in line 2c), 2e (Qualifying distributions made directly for active conduct), 3 (Alternative tests: Assets, Endowment, Support).

Part XV Supplementary Information (Complete this part only if the foundation had \$5,000 or more in assets at any time during the year - see page 28 of the instructions.)

1 Information Regarding Foundation Managers:

a List any managers of the foundation who have contributed more than 2% of the total contributions received by the foundation before the close of any tax year (but only if they have contributed more than \$5,000). (See section 507(d)(2).)

N/A

b List any managers of the foundation who own 10% or more of the stock of a corporation (or an equally large portion of the ownership of a partnership or other entity) of which the foundation has a 10% or greater interest.

N/A

2 Information Regarding Contribution, Grant, Gift, Loan, Scholarship, etc., Programs:

Check here [X] if the foundation only makes contributions to preselected charitable organizations and does not accept unsolicited requests for funds. If the foundation makes gifts, grants, etc. (see page 28 of the instructions) to individuals or organizations under other conditions, complete items 2a, b, c, and d.

a The name, address, and telephone number of the person to whom applications should be addressed:

b The form in which applications should be submitted and information and materials they should include:

c Any submission deadlines:

d Any restrictions or limitations on awards, such as by geographical areas, charitable fields, kinds of institutions, or other factors:



Part XV Supplementary Information (continued)

3 Grants and Contributions Paid During the Year or Approved for Future Payment

| Recipient | If recipient is an individual, show any relationship to any foundation manager or substantial contributor | Foundation status of recipient | Purpose of grant or contribution | Amount |
|--|---|--------------------------------|----------------------------------|---------------------|
| Name and address (home or business) | | | | |
| <p>a Paid during the year</p> <p>SEE STATEMENT 15</p> | | | | |
| Total | | | | ▶ 3a 41,000. |
| <p>b Approved for future payment</p> | | | | |
| Total | | | | ▶ 3b |



Part XVII Information Regarding Transfers To and Transactions and Relationships With Noncharitable Exempt Organizations

- 1 Did the organization directly or indirectly engage in any of the following with any other organization described in section 501(c) of the Code... a Transfers from the reporting foundation to a noncharitable exempt organization of: (1) Cash, (2) Other assets, b Other transactions: (1) Sales of assets, (2) Purchases of assets, (3) Rental of facilities, (4) Reimbursement arrangements, (5) Loans or loan guarantees, (6) Performance of services, c Sharing of facilities, equipment, mailing lists, other assets, or paid employees, d If the answer to any of the above is "Yes," complete the following schedule.

Table with 4 columns: (a) Line no, (b) Amount involved, (c) Name of noncharitable exempt organization, (d) Description of transfers, transactions, and sharing arrangements

2a Is the foundation directly or indirectly affiliated with, or related to, one or more tax-exempt organizations described in section 501(c) of the Code (other than section 501(c)(3)) or in section 527? Yes No [X]

b If "Yes," complete the following schedule.

Table with 3 columns: (a) Name of organization, (b) Type of organization, (c) Description of relationship

Under penalties of perjury, I declare that I have examined this return, including accompanying schedules and statements, and to the best of my knowledge and belief, it is true, correct, and complete Declaration of preparer (other than taxpayer or fiduciary) is based on all information of which preparer has any knowledge

Signature of officer or trustee [Handwritten Signature]

Date 12/08/2010

Title SVP Tax

Sign Here

Preparer's signature, Date, Check if self-employed, Preparer's identifying number, Firm's name, EIN, Phone no.

**FORM 990-PF - PART IV
CAPITAL GAINS AND LOSSES FOR TAX ON INVESTMENT INCOME**

| Kind of Property | | Description | | | | P or D | Date acquired | Date sold |
|--|---------------------------------------|--|--------------------------|---------------------------------|------------------------------------|--------------|----------------------|------------|
| Gross sale price less expenses of sale | Depreciation allowed/ allowable | Cost or other basis | FMV as of 12/31/69 | Adj. basis as of 12/31/69 | Excess of FMV over adj basis | | Gain or (loss) | |
| | | TOTAL LONG-TERM CAPITAL GAIN DIVIDENDS | | | | | 234. | |
| 11.00 | | .625 PFIZER INC PROPERTY TYPE: SECURITIES 11.00 | | | | | 03/15/1999 | 11/04/2009 |
| 4.00 | | .182 AOL INC COM PROPERTY TYPE: SECURITIES 6.00 | | | | | 10/31/2006 | 12/23/2009 |
| 5,136.00 | | 85. AFFILIATED COMPUTER SVCS-A PROPERTY TYPE: SECURITIES 3,801.00 | | | | | 12/30/2008 | 02/05/2010 |
| 4.00 | | .475 XEROX CORPORATION PROPERTY TYPE: SECURITIES 4.00 | | | | | 12/30/2008 | 02/26/2010 |
| 76,746.00 | | 6465.517 COLUMBIA MULTI-ADVISOR INT'L EQ PROPERTY TYPE: SECURITIES 90,000.00 | | | | | 03/11/2005 | 04/15/2010 |
| 1,603.00 | | 25. MONSANTO CO NEW COM PROPERTY TYPE: SECURITIES 1,993.00 | | | | | 02/04/2009 | 04/16/2010 |
| 5,129.00 | | 80. MONSANTO CO NEW COM PROPERTY TYPE: SECURITIES 5,528.00 | | | | | 12/30/2008 | 04/16/2010 |
| 4,966.00 | | 125. QUALCOMM INC PROPERTY TYPE: SECURITIES 5,215.00 | | | | | 10/29/2007 | 04/22/2010 |
| | | .01 FRONTIER COMMUNICATIONS CORP COM PROPERTY TYPE: SECURITIES | | | | | 10/31/2006 | 08/04/2010 |
| 3,514.00 | | 150. BURGER KING HLDGS INC COM PROPERTY TYPE: SECURITIES 3,353.00 | | | | | 12/30/2008 | 09/02/2010 |



FORM 990-PF - PART IV CAPITAL GAINS AND LOSSES FOR TAX ON INVESTMENT INCOME

| Kind of Property | | Description | | | | P or D | Date acquired | Date sold |
|---|---------------------------------------|---------------------------|--------------------------|---------------------------------|------------------------------------|--------------|----------------------|-----------|
| Gross sale price less expenses of sale | Depreciation allowed/ allowable | Cost or other basis | FMV as of 12/31/69 | Adj. basis as of 12/31/69 | Excess of FMV over adj basis | | Gain or (loss) | |
| <div style="display: flex; justify-content: space-between; align-items: flex-start;"> <div style="width: 25%; border-right: 1px solid black; padding-right: 5px;"> <p>TOTAL GAIN (LOSS)</p> </div> <div style="width: 45%; border-right: 1px solid black; padding-right: 5px;"> </div> <div style="width: 15%; border-right: 1px solid black; padding-right: 5px;"> </div> <div style="width: 15%; padding-left: 5px;"> <p style="text-align: center;">----- -12,564. =====</p> </div> </div> | | | | | | | | |

THE IORIO CHARITABLE FOUNDATION

04-6745180

FORM 990PF, PART I - DIVIDENDS AND INTEREST FROM SECURITIES

| DESCRIPTION | REVENUE AND EXPENSES PER BOOKS | NET INVESTMENT INCOME |
|--|---|-----------------------------|
| AT&T INC | 1,378. | 1,378. |
| ABBOTT LABORATORIES | 462. | 462. |
| ACTIVISION BLIZZARD INC COM | 62. | 62. |
| ALTRIA GROUP INC | 355. | 355. |
| AMERICAN EXPRESS CO | 144. | 144. |
| AMERISOURCEBERGEN CORP COM | 32. | 32. |
| ANALOG DEVICES INC | 231. | 231. |
| AON CORP | 120. | 120. |
| APACHE CORPORATION | 90. | 90. |
| ASTRAZENECA PLC-SPONS ADR (UK/USD) ISIN | 181. | 181. |
| AVON PRODUCTS INC | 348. | 348. |
| BAXTER INTERNATIONAL INC | 145. | 145. |
| BOFA CASH RESERVES CAPITAL CLASS - FORME | 118. | 118. |
| BRISTOL MYERS SQUIBB CO COM | 629. | 629. |
| BURGER KING HLDGS INC COM | 28. | 28. |
| CSX CORP | 141. | 141. |
| CABOT OIL & GAS CORP CL A | 16. | 16. |
| CAMPBELL SOUP CO | 215. | 215. |
| CHEVRONTXACO CORP COM | 980. | 980. |
| COLGATE PALMOLIVE CO | 340. | 340. |
| COLUMBIA ACORN FUND CLASS Z SHARES | 76. | 76. |
| COLUMBIA ACORN INTERNATIONAL FUND CL Z | 1,268. | 1,268. |
| COLUMBIA MULTI-ADVISOR INT'L EQUITY FUND | 1,826. | 1,826. |
| COLUMBIA CASH RESERVES CAPITAL CLASS | 46. | 46. |
| COLUMBIA INTERNATIONAL STOCK FUND CLASS | 5,878. | 5,878. |
| COMCAST CORP NEW CL A COM | 189. | 189. |
| CORNING INC | 75. | 75. |
| CUMMINS ENGINE INC | 158. | 158. |
| DEVON ENERGY CORPORATION | 96. | 96. |
| DUPONT E I DE NEMOURS & CO COM | 353. | 353. |
| DUN & BRADSTREET CORP DEL NEW COM | 104. | 104. |
| EXELON CORP COM | 420. | 420. |

THE IORIO CHARITABLE FOUNDATION

04-6745180

FORM 990PF, PART I - DIVIDENDS AND INTEREST FROM SECURITIES

| DESCRIPTION | REVENUE AND EXPENSES PER BOOKS | NET INVESTMENT INCOME |
|--|--------------------------------|-----------------------|
| EXXON MOBIL CORPORATION | 937. | 937. |
| FPL GROUP INC COM | 146. | 146. |
| FIRSTENERGY CORP | 220. | 220. |
| FRONTIER COMMUNICATIONS CORP COM | 11. | 11. |
| GAP INCORPORATED | 125. | 125. |
| GENERAL ELEC CO | 399. | 399. |
| GENUINE PARTS COMPANY | 122. | 122. |
| GOLDMAN SACHS GROUP INC | 252. | 252. |
| GRAINGER W W INCORPORATED | 120. | 120. |
| HESS CORP COM | 30. | 30. |
| HEWLETT PACKARD COMPANY | 160. | 160. |
| HOME DEPOT INC | 280. | 280. |
| HONEYWELL INTERNATIONAL INC | 333. | 333. |
| INTEL CORPORATION | 564. | 564. |
| INTERNATIONAL BUSINESS MACHS | 240. | 240. |
| ISHARES RUSSELL MIDCAP INDEX FUND | 1,311. | 1,311. |
| J P MORGAN CHASE & CO COM | 145. | 145. |
| JOHNSON & JOHNSON | 464. | 464. |
| KIMBERLY CLARK CORP COM | 516. | 516. |
| KRAFT FOODS INC CL A COM | 464. | 464. |
| KROGER CO | 86. | 86. |
| L-3 COMMUNICATIONS HLDGS INC COM | 78. | 78. |
| LINEAR TECHNOLOGY CORP | 114. | 114. |
| LOCKHEED MARTIN CORPORATION | 227. | 227. |
| LOWES COMPANIES INCORPORATED | 58. | 58. |
| MCDONALDS CORP | 385. | 385. |
| METLIFE INC | 289. | 289. |
| MICROSOFT CORPORATION | 715. | 715. |
| MOLSON COORS BREWING CO CL B | 104. | 104. |
| MONSANTO CO NEW COM | 56. | 56. |
| MORGAN STANLEY DEAN WITTER DISCOVER & CO | 24. | 24. |
| NEWS CORP CL A | 71. | 71. |
| NEXTERA ENERGY INC COM | 150. | 150. |

THE IORIO CHARITABLE FOUNDATION

04-6745180

FORM 990PF, PART I - DIVIDENDS AND INTEREST FROM SECURITIES

| DESCRIPTION | REVENUE AND EXPENSES PER BOOKS | NET INVESTMENT INCOME |
|---|--------------------------------|-----------------------|
| NORTHROP CORPORATION | 144. | 144. |
| OCCIDENTAL PETROLEUM CORPORATION | 178. | 178. |
| OMNICARE INCORPORATED | 10. | 10. |
| P G & E CORPORATION | 402. | 402. |
| PNC BK CORP | 40. | 40. |
| PARKER HANNIFIN CORPORATION | 177. | 177. |
| PEABODY ENERGY CORP COM | 35. | 35. |
| PEPSICO INCORPORATED | 372. | 372. |
| PFIZER INC | 645. | 645. |
| PHILIP MORRIS INTL INC COM | 595. | 595. |
| POLO RALPH LAUREN CORPORATION | 50. | 50. |
| POTASH CORP SASK INC | 10. | 10. |
| PRAXAIR INCORPORATED | 219. | 219. |
| PRECISION CASTPARTS CORPORATION | 6. | 6. |
| PRICE T ROWE GROUP INC COM | 276. | 276. |
| PROCTER & GAMBLE CO COM | 323. | 323. |
| PUBLIC SERVICE ENTERPRISE GROUP INC | 306. | 306. |
| QUALCOMM INC | 43. | 43. |
| RIO TINTO PLC SPONSORED ADR | 177. | 177. |
| ROGERS COMMUNICATIONS INC CL B | 218. | 218. |
| STAPLES INCORPORATED | 106. | 106. |
| STARWOOD HOTELS & RESORTS WORLDWIDE INC | 40. | 40. |
| STATE STREET CORP | 5. | 5. |
| TARGET CORP | 76. | 76. |
| TEXAS INSTRS INC | 118. | 118. |
| TIME WARNER INC NEW COM | 219. | 219. |
| TIME WARNER CABLE INC COM | 79. | 79. |
| US BANCORP DEL COM NEW | 120. | 120. |
| UNION PAC CORP COM | 228. | 228. |
| UNITED PARCEL SERVICE CL B | 140. | 140. |
| UNITED STS STL CORP NEW COM | 15. | 15. |
| UNITED TECHNOLOGIES CORP | 291. | 291. |
| UNITEDHEALTH GROUP INC | 28. | 28. |

THE IORIO CHARITABLE FOUNDATION

04-6745180

FORM 990PF, PART I - DIVIDENDS AND INTEREST FROM SECURITIES

| DESCRIPTION | REVENUE AND EXPENSES PER BOOKS | NET INVESTMENT INCOME |
|-------------------------------|--------------------------------|-----------------------|
| VERIZON COMMUNICATIONS | 475. | 475. |
| WAL-MART STORES INCORPORATED | 413. | 413. |
| WASTE MANAGEMENT INC | 216. | 216. |
| WELLS FARGO COMPANY | 70. | 70. |
| XEROX CORPORATION | 53. | 53. |
| AXIS CAPITAL HOLDINGS LTD COM | 84. | 84. |
| COOPER INDS PLC NEW COM | 133. | 133. |
| ACE LTD COM | 192. | 192. |
| NOBLE CORP COM | 282. | 282. |
| TOTAL | 33,309. | 33,309. |



THE IORIO CHARITABLE FOUNDATION

04-6745180

FORM 990PF, PART I - OTHER INCOME

=====

| DESCRIPTION ----- | REVENUE AND EXPENSES PER BOOKS ----- |
|----------------------|--|
| FEDERAL TAX REFUND | 514. |
| TOTALS | ----- 514. ===== |

THE IORIO CHARITABLE FOUNDATION

04-6745180

FORM 990PF, PART I - ACCOUNTING FEES

| DESCRIPTION | REVENUE AND EXPENSES PER BOOKS | NET INVESTMENT INCOME | ADJUSTED NET INCOME | CHARITABLE PURPOSES |
|--------------------------------|--------------------------------|-----------------------|---------------------|---------------------|
| TAX PREPARATION FEE (NON-ALLOC | 800. | | | 800. |
| TOTALS | 800. | NONE | NONE | 800. |

THE IORIO CHARITABLE FOUNDATION

04-6745180

FORM 990PF, PART I - TAXES

=====

| DESCRIPTION | REVENUE AND EXPENSES PER BOOKS | NET INVESTMENT INCOME |
|--------------------------------|---|-----------------------------|
| FOREIGN TAXES | 34. | 34. |
| FOREIGN TAXES ON QUALIFIED FOR | 514. | 514. |
| FOREIGN TAXES ON NONQUALIFIED | 157. | 157. |
| TOTALS | 705. | 705. |

THE IORIO CHARITABLE FOUNDATION

04-6745180

FORM 990PF, PART I - OTHER EXPENSES
=====

REVENUE
AND
EXPENSES
PER BOOKS

CHARITABLE
PURPOSES

DESCRIPTION

OTHER ALLOCABLE EXPENSE-INCOME

35.

35.

TOTALS

35.

35.

FORM 990PF, PART III - OTHER DECREASES IN NET WORTH OR FUND BALANCES

=====

| DESCRIPTION ----- | AMOUNT ----- |
|----------------------|-----------------|
| ROUNDING | 8. |
| SECURITIES ADJ | 94. |
| INCOME ADJ | 4,000. |
| | ----- |
| TOTAL | 4,102. |
| | ===== |



THE IORIO CHARITABLE FOUNDATION

04-6745180

STATE(S) WHERE THE FOUNDATION IS REGISTERED

=====

MA



THE IORIO CHARITABLE FOUNDATION

04-6745180

FORM 990PF, PART VIII - LIST OF OFFICERS, DIRECTORS, AND TRUSTEES

OFFICER NAME:

BANK OF AMERICA

ADDRESS:

100 FEDERAL STREET
BOSTON, MA 02110

TITLE:

TRUSTEE

AVERAGE HOURS PER WEEK DEVOTED TO POSITION: 40

COMPENSATION 6,042.

TOTAL COMPENSATION: 6,042.

=====

THE .IORIO CHARITABLE FOUNDATION

04-6745180

990PF, PART VIII - COMPENSATION OF THE FIVE HIGHEST PAID EMPLOYEES

=====

EMPLOYEE NAME:
NONE



THE IORIO CHARITABLE FOUNDATION

04-6745180

.990PF, PART VIII- COMPENSATION OF THE FIVE HIGHEST PAID PROFESSIONALS

=====

NAME :
NONE



THE IORIO CHARITABLE FOUNDATION
FORM 990PF, PART XV, LINE 3 - CONTRIBUTIONS, GIFTS, GRANTS PAID

04-6745180

=====

RECIPIENT NAME:
 MASSACHUSETTS COLLEGE
 OF PHARMACY
 RELATIONSHIP:
 NONE
 PURPOSE OF GRANT:
 SUPPORTS NAMED ORGANIZATION
 FOUNDATION STATUS OF RECIPIENT:
 N/A
 AMOUNT OF GRANT PAID 11,000.

RECIPIENT NAME:
 LITTLE HILL FOUNDATION
 RELATIONSHIP:
 NONE
 PURPOSE OF GRANT:
 SUPPORTS NAMED ORGANIZATION
 FOUNDATION STATUS OF RECIPIENT:
 N/A
 AMOUNT OF GRANT PAID 5,000.

RECIPIENT NAME:
 CUSHING ACADEMY
 RELATIONSHIP:
 NONE
 PURPOSE OF GRANT:
 SUPPORTS NAMED ORGANIZATION
 FOUNDATION STATUS OF RECIPIENT:
 N/A
 AMOUNT OF GRANT PAID 15,000.

RECIPIENT NAME:
 HARLEM SCHOOL
 RELATIONSHIP:
 NONE
 PURPOSE OF GRANT:
 SUPPORTS NAMED ORGANIZATION
 FOUNDATION STATUS OF RECIPIENT:
 N/A
 AMOUNT OF GRANT PAID 2,000.

~~CONFIDENTIAL~~

THE IORIO CHARITABLE FOUNDATION
FORM 990PF, PART XV, LINE 3 - CONTRIBUTIONS, GIFTS, GRANTS PAID

04-6745180

=====

RECIPIENT NAME:
KIND FOUNDATION
RELATIONSHIP:
NONE
PURPOSE OF GRANT:
SUPPORTS NAMED ORGANIZATION
FOUNDATION STATUS OF RECIPIENT:
N/A
AMOUNT OF GRANT PAID 2,000.

RECIPIENT NAME:
CITY PARKS FOUNDATION
RELATIONSHIP:
NONE
PURPOSE OF GRANT:
SUPPORTS NAMED ORGANIZATION
FOUNDATION STATUS OF RECIPIENT:
N/A
AMOUNT OF GRANT PAID 2,000.

RECIPIENT NAME:
RIDER RELIEF RESOURCES
RELATIONSHIP:
NONE
PURPOSE OF GRANT:
SUPPORTS NAMED ORGANIZATION
FOUNDATION STATUS OF RECIPIENT:
N/A
AMOUNT OF GRANT PAID 2,000.

RECIPIENT NAME:
JACKIE ROBINSON PARK
RELATIONSHIP:
NONE
PURPOSE OF GRANT:
SUPPORTS NAMED ORGANIZATION
FOUNDATION STATUS OF RECIPIENT:
N/A
AMOUNT OF GRANT PAID 2,000.

TOTAL GRANTS PAID: 41,000.
=====

**SCHEDULE D
(Form 1041)**

Department of the Treasury
Internal Revenue Service

Capital Gains and Losses

▶ **Attach to Form 1041, Form 5227, or Form 990-T. See the instructions for Schedule D (Form 1041) (also for Form 5227 or Form 990-T, if applicable).**

OMB No 1545-0092

2009

| | |
|---|---|
| Name of estate or trust THE IORIO CHARITABLE FOUNDATION | Employer identification number 04-6745180 |
|---|---|

Note: Form 5227 filers need to complete *only* Parts I and II.

Part I Short-Term Capital Gains and Losses - Assets Held One Year or Less

| (a) Description of property (Example 100 shares 7% preferred of "Z" Co) | (b) Date acquired (mo , day, yr) | (c) Date sold (mo , day, yr) | (d) Sales price | (e) Cost or other basis (see page 4 of the instructions) | (f) Gain or (loss) for the entire year Subtract (e) from (d) |
|---|--------------------------------------|----------------------------------|-----------------|---|---|
| 1a | | | | | |
| | | | | | |
| | | | | | |
| | | | | | |
| | | | | | |
| | | | | | |

| | | |
|---|-----------|----------------|
| b Enter the short-term gain or (loss), if any, from Schedule D-1, line 1b | 1b | |
| 2 Short-term capital gain or (loss) from Forms 4684, 6252, 6781, and 8824 | 2 | |
| 3 Net short-term gain or (loss) from partnerships, S corporations, and other estates or trusts | 3 | |
| 4 Short-term capital loss carryover. Enter the amount, if any, from line 9 of the 2008 Capital Loss Carryover Worksheet | 4 | () |
| 5 Net short-term gain or (loss). Combine lines 1a through 4 in column (f). Enter here and on line 13, column (3) on the back ▶ | 5 | |

Part II Long-Term Capital Gains and Losses - Assets Held More Than One Year

| (a) Description of property (Example 100 shares 7% preferred of "Z" Co) | (b) Date acquired (mo , day, yr) | (c) Date sold (mo , day, yr) | (d) Sales price | (e) Cost or other basis (see page 4 of the instructions) | (f) Gain or (loss) for the entire year Subtract (e) from (d) |
|---|--------------------------------------|----------------------------------|-----------------|---|---|
| 6a LONG-TERM CAPITAL GAIN DIVIDENDS | | STMT 1 | | | 234. |
| | | | | | |
| | | | | | |
| | | | | | |
| | | | | | |

| | | |
|---|-----------|----------------|
| b Enter the long-term gain or (loss), if any, from Schedule D-1, line 6b | 6b | -12,798. |
| 7 Long-term capital gain or (loss) from Forms 2439, 4684, 6252, 6781, and 8824 | 7 | |
| 8 Net long-term gain or (loss) from partnerships, S corporations, and other estates or trusts | 8 | |
| 9 Capital gain distributions | 9 | |
| 10 Gain from Form 4797, Part I | 10 | |
| 11 Long-term capital loss carryover. Enter the amount, if any, from line 14 of the 2008 Capital Loss Carryover Worksheet | 11 | () |
| 12 Net long-term gain or (loss). Combine lines 6a through 11 in column (f). Enter here and on line 14a, column (3) on the back ▶ | 12 | -12,564. |

| Part III Summary of Parts I and II | | (1) Beneficiaries' (see page 5) | (2) Estate's or trust's | (3) Total |
|--|---|---------------------------------|-------------------------|-----------|
| Caution: Read the instructions before completing this part. | | | | |
| 13 | Net short-term gain or (loss) | 13 | | |
| 14 | Net long-term gain or (loss): | | | |
| a | Total for year | 14a | | -12,564. |
| b | Unrecaptured section 1250 gain (see line 18 of the wrksht.) | 14b | | |
| c | 28% rate gain | 14c | | |
| 15 | Total net gain or (loss). Combine lines 13 and 14a ▶ | 15 | | -12,564. |

Note: If line 15, column (3), is a net gain, enter the gain on Form 1041, line 4 (or Form 990-T, Part I, line 4a) If lines 14a and 15, column (2), are net gains, go to Part V, and do not complete Part IV. If line 15, column (3), is a net loss, complete Part IV and the **Capital Loss Carryover Worksheet**, as necessary.

Part IV Capital Loss Limitation

| | | | |
|-----------|---|-----------|-----------|
| 16 | Enter here and enter as a (loss) on Form 1041, line 4 (or Form 990-T, Part I, line 4c, if a trust), the smaller of: a The loss on line 15, column (3) or b \$3,000 | 16 | (3,000) |
|-----------|---|-----------|-----------|

Note: If the loss on line 15, column (3), is more than \$3,000, or if Form 1041, page 1, line 22 (or Form 990-T, line 34), is a loss, complete the **Capital Loss Carryover Worksheet** on page 7 of the instructions to figure your capital loss carryover.

Part V Tax Computation Using Maximum Capital Gains Rates

Form 1041 filers. Complete this part only if both lines 14a and 15 in column (2) are gains, or an amount is entered in Part I or Part II and there is an entry on Form 1041, line 2b(2), and Form 1041, line 22, is more than zero.

Caution: Skip this part and complete the worksheet on page 8 of the instructions if:

- Either line 14b, col. (2) or line 14c, col. (2) is more than zero, or
- Both Form 1041, line 2b(1), and Form 4952, line 4g are more than zero.

Form 990-T trusts. Complete this part only if both lines 14a and 15 are gains, or qualified dividends are included in income in Part I of Form 990-T, and Form 990-T, line 34, is more than zero. Skip this part and complete the worksheet on page 8 of the instructions if either line 14b, col. (2) or line 14c, col. (2) is more than zero.

| | | | | |
|-----------|--|-----------|--|--|
| 17 | Enter taxable income from Form 1041, line 22 (or Form 990-T, line 34) | 17 | | |
| 18 | Enter the smaller of line 14a or 15 in column (2) but not less than zero | 18 | | |
| 19 | Enter the estate's or trust's qualified dividends from Form 1041, line 2b(2) (or enter the qualified dividends included in income in Part I of Form 990-T) | 19 | | |
| 20 | Add lines 18 and 19 | 20 | | |
| 21 | If the estate or trust is filing Form 4952, enter the amount from line 4g; otherwise, enter -0- ▶ | 21 | | |
| 22 | Subtract line 21 from line 20. If zero or less, enter -0- | 22 | | |
| 23 | Subtract line 22 from line 17. If zero or less, enter -0- | 23 | | |
| 24 | Enter the smaller of the amount on line 17 or \$2,300 | 24 | | |
| 25 | Is the amount on line 23 equal to or more than the amount on line 24? <input type="checkbox"/> Yes. Skip lines 25 and 26; go to line 27 and check the "No" box. <input type="checkbox"/> No. Enter the amount from line 23 | 25 | | |
| 26 | Subtract line 25 from line 24 | 26 | | |
| 27 | Are the amounts on lines 22 and 26 the same? <input type="checkbox"/> Yes. Skip lines 27 thru 30, go to line 31 <input type="checkbox"/> No. Enter the smaller of line 17 or line 22 | 27 | | |
| 28 | Enter the amount from line 26 (If line 26 is blank, enter -0-) | 28 | | |
| 29 | Subtract line 28 from line 27 | 29 | | |
| 30 | Multiply line 29 by 15% (.15) | 30 | | |
| 31 | Figure the tax on the amount on line 23. Use the 2009 Tax Rate Schedule for Estates and Trusts (see the Schedule G instructions in the instructions for Form 1041) | 31 | | |
| 32 | Add lines 30 and 31 | 32 | | |
| 33 | Figure the tax on the amount on line 17. Use the 2009 Tax Rate Schedule for Estates and Trusts (see the Schedule G instructions in the instructions for Form 1041) | 33 | | |
| 34 | Tax on all taxable income. Enter the smaller of line 32 or line 33 here and on Form 1041, Schedule G, line 1a (or Form 990-T, line 36) | 34 | | |



THE IORIO CHARITABLE FOUNDATION

04-6745180

FEDERAL CAPITAL GAIN DIVIDENDS
=====

LONG-TERM CAPITAL GAIN DIVIDENDS

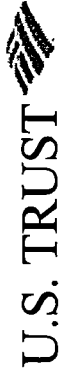
15% RATE CAPITAL GAIN DIVIDENDS

| | |
|-------------------------------|--------|
| QWEST COMMUNICATIONS INTL INC | 195.00 |
| TENENT HEALTHCARE CORP | 39.00 |
| | ----- |

TOTAL 15% RATE CAPITAL GAIN DIVIDENDS 234.00

TOTAL LONG-TERM CAPITAL GAIN DIVIDENDS 234.00
=====

Settlement Date



Bank of America Private Wealth Management

Account Summary

Oct 01, 2010 through Oct 31, 2010

Account: 80-01-900-8556678 THE IORJO CHARITABLE FOUNDATION

Market Value \$1,881,515.44

| Account Activity | | YTD Since 11/02/09 | |
|-------------------------------|-----------------------|-----------------------|---------------------|
| Description | Current Period | YTD | Fiscal YTD |
| Beginning Market Value | \$1,830,509.71 | \$1,672,776.41 | \$0.00 |
| Income | 1,319.42 | 32,597.42 | -12,564.85 |
| Deposits | 0.00 | 747.81 | -\$12,564.85 |
| Disbursements | -14,000.00 | -45,035.00 | |
| Bank Fees | -741.54 | -6,842.13 | |
| Change in Market Value | 64,427.85 | 227,270.93 | |
| Ending Market Value | \$1,881,515.44 | \$1,881,515.44 | |
| Change in Account Value | 51,005.73 | 208,739.03 | |

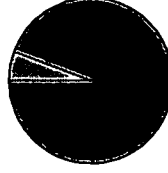
| Realized Gain/Loss Summary | | |
|----------------------------|----------------|---------------------|
| Description | Current Period | YTD |
| Short-term | \$0.00 | \$0.00 |
| Long-term | 0.00 | -12,564.85 |
| Net Total | \$0.00 | -\$12,564.85 |

| Income Summary | | |
|---------------------|-------------------|--------------------|
| Description | Current Period | YTD Since 11/02/09 |
| Dividends - Taxable | \$1,319.42 | \$32,597.42 |
| Total Income | \$1,319.42 | \$32,597.42 |

Portfolio Allocation

| Description | Market Value | Tax Cost | Estimated Annual Income | Current Yield |
|---------------------|-----------------------|-----------------------|-------------------------|---------------|
| Cash/Currency | \$107,717.69 | \$107,703.89 | \$140.02 | 0.1% |
| Equities | 1,773,797.75 | 1,634,740.60 | 31,613.50 | 1.8% |
| Total Assets | \$1,881,515.44 | \$1,742,444.49 | \$31,753.52 | 1.7% |
| Total | \$1,881,515.44 | \$1,742,444.49 | \$31,753.52 | |

Cash/Currency 5.7%



Equities 94.3%

Market Value includes accrued income unless otherwise noted

The amounts shown throughout this statement should not be used in the preparation of tax documents. Detail specifying taxable nature of income will be provided with year-end tax documentation. Please consult your tax advisor.

Settlement Date



Bank of America Private Wealth Management

Account Summary

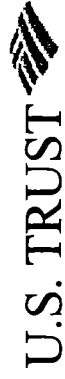
Oct. 01, 2010 through Oct 31, 2010

Account: 80-01-900-8556678 THE IORIO CHARITABLE FOUNDATION

Cash Summary

| | Current Period | | YTD Since 11/02/09 | |
|---|----------------|----------------|--------------------|----------------|
| | Income Cash | Principal Cash | Income Cash | Principal Cash |
| Beginning Value | \$0.00 | \$0.00 | \$0.00 | \$0.00 |
| Income | 1,319.42 | 0.00 | 32,597.42 | 0.00 |
| Deposits | 0.00 | 0.00 | 0.00 | 747.81 |
| Disbursements | -14,000.00 | 0.00 | -45,035.00 | 0.00 |
| Bank Fees | -370.79 | -370.75 | -3,427.62 | -3,414.51 |
| Purchases | 0.00 | 0.00 | 0.00 | -82,555.05 |
| Sales and Maturities | 0.00 | 0.00 | 0.00 | 97,111.59 |
| Net Automated Money Market Transactions | 13,051.37 | 370.75 | 15,865.20 | -11,889.84 |
| Ending Value | \$0.00 | \$0.00 | \$0.00 | \$0.00 |

Settlement Date



Bank of America Private Wealth Management

Portfolio Analysis

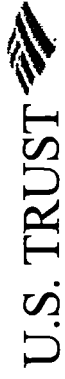
Oct. 01, 2010 through Oct 31, 2010

Account: 80-01-900-8556678 THE IORIO CHARITABLE FOUNDATION

Portfolio Summary by Asset Class

| Description | Market Value | % of Account | % of Sector | Tax Cost | Estimated Annual Income | Current Yield |
|----------------------------|-----------------------|---------------|---------------|-----------------------|-------------------------|---------------|
| Cash/Currency | | | | | | |
| Cash Equivalents | \$107,717.69 | 5.7% | 100.0% | \$107,703.89 | \$140.02 | 0.1% |
| Total Cash/Currency | \$107,717.69 | 5.7% | 100.0% | \$107,703.89 | \$140.02 | 0.1% |
| Equities | | | | | | |
| U.S. Large Cap | \$1,033,673.84 | 54.9% | 58.3% | \$835,579.81 | \$21,304.70 | 2.1% |
| U.S. Mid Cap | 356,581.22 | 19.0 | 20.1 | 338,256.45 | 2,589.54 | 0.7 |
| U.S. Small Cap | 63,754.49 | 3.4 | 3.6 | 75,000.00 | 0.00 | 0.0 |
| International Developed | 319,788.20 | 17.0 | 18.0 | 385,904.34 | 7,719.26 | 2.4 |
| Total Equities | \$1,773,797.75 | 94.3% | 100.0% | \$1,634,740.60 | \$31,613.50 | 1.8% |
| Total Assets | \$1,881,515.44 | 100.0% | | \$1,742,444.49 | \$31,753.52 | 1.7% |
| Total | \$1,881,515.44 | | | \$1,742,444.49 | \$31,753.52 | |

Settlement Date



Bank of America Private Wealth Management

Portfolio Analysis

Oct. 01, 2010 through Oct. 31, 2010

Account: 80-01-900-8556678 THE IORIO CHARITABLE FOUNDATION

Equities Summary by Business Sector

| Sector | Market Value | % of Equities | % of S&P 500 |
|----------------------------|-----------------------|---------------|---------------|
| Consumer Discretionary | \$119,824.08 | 6.8% | 10.6% |
| Consumer Staples | 140,546.95 | 7.9 | 11.1 |
| Energy | 135,040.60 | 7.6 | 11.1 |
| Financials | 157,874.45 | 8.9 | 15.4 |
| Health Care | 149,651.27 | 8.4 | 11.5 |
| Industrials | 150,710.55 | 8.5 | 10.7 |
| Information Technology | 252,156.43 | 14.2 | 19.3 |
| Materials | 48,052.95 | 2.7 | 3.6 |
| Telecommunication Services | 39,205.18 | 2.2 | 3.1 |
| Utilities | 38,088.00 | 2.1 | 3.6 |
| Other Equities | 542,647.29 | 30.6 | 0.0 |
| Total Equities | \$1,773,797.75 | 100.0% | 100.0% |

Settlement Date



Bank of America Private Wealth Management

Portfolio Detail

Account: 80-01-900-8556678 THE IORIO CHARITABLE FOUNDATION

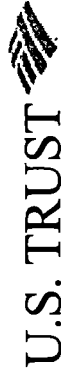
Oct. 01, 2010 through Oct. 31, 2010

| Units | Description | CUSIP | Sector (2) | Market Value(1)/ Market Price | Accrued Income | Average Unit Cost | Tax Cost/ Average Unit Cost | Unrealized Gain/Loss | Estimated Annual Income | Cur Yld/ YTM |
|----------------------|---|-----------|------------|----------------------------------|-------------------|----------------------|--------------------------------|-------------------------|----------------------------|-----------------|
| Cash/Currency | | | | | | | | | | |
| | Cash Equivalents | | | | | | | | | |
| 61,229.190 | BOFA CASH RESERVES CAPITAL CLASS - FORMERLY COLUMBIA CASH RESERVES (Income Investment) | 097100853 | | \$61,229.19 | \$8.44 | \$61,229.19 | 1,000 | \$0.00 | \$79.60 | 0.1% |
| 46,474.700 | BOFA CASH RESERVES CAPITAL CLASS - FORMERLY COLUMBIA CASH RESERVES | 097100853 | | 46,474.70 | 5.36 | 46,474.70 | 1,000 | 0.00 | 60.42 | 0.1 |
| | Total Cash Equivalents | | | \$107,703.89 | \$13.80 | \$107,703.89 | | \$0.00 | \$140.02 | 0.1% |
| | Total Cash/Currency | | | \$107,703.89 | \$13.80 | \$107,703.89 | | \$0.00 | \$140.02 | 0.1% |

| Equities | | (2) Industry Sector Codes | CND = Consumer Discretionary CNS = Consumer Staples ENR = Energy | FIN = Financials HEA = Health Care IND = Industrials | IFT = Information Technology MAT = Materials OEO = Other Equities | TEL = Telecommunication Services UTL = Utilities | | | |
|-----------------------|---|---------------------------|--|--|---|---|-----------|----------|------|
| U.S. Large Cap | | | | | | | | | |
| 275,000 | ABBOTT LABS Ticker: ABT | 002824100 HEA | | \$14,113.00 51,320 | \$121.00 | \$14,039.79 51,054 | \$73.21 | \$484.00 | 3.4% |
| 415,000 | ACTIVISION BLIZZARD INC Ticker: ATVI | 00507V109 IFT | | 4,755.90 11,460 | 0.00 | 3,493.26 8,417 | 1,262.64 | 62.25 | 1.3 |
| 150,000 | AGILENT TECHNOLOGIES INC Ticker: A | 00846U101 IFT | | 5,220.00 34,800 | 0.00 | 2,777.33 18,516 | 2,442.67 | 0.00 | 0.0 |
| 250,000 | ALTRIA GROUP INC Ticker: MO | 02209S103 CNS | | 6,354.38 25,418 | 0.00 | 4,016.66 16,067 | 2,337.72 | 380.00 | 6.0 |
| 200,000 | AMERICAN EXPRESS CO Ticker: AXP | 025816109 FIN | | 8,292.00 41,460 | 36.00 | 11,557.48 57,787 | -3,265.48 | 144.00 | 1.7 |
| 245,000 | AMGEN INC Ticker: AMGN | 031162100 HEA | | 14,011.55 57,190 | 0.00 | 13,960.34 56,981 | 51.21 | 0.00 | 0.0 |
| 200,000 | AON CORP Ticker: AON | 037389103 FIN | | 7,950.00 39,750 | 30.00 | 9,107.50 45,538 | -1,157.50 | 120.00 | 1.5 |

(1) Market Value in the Portfolio Detail section does not include Accrued Income

Settlement Date



Bank of America Private Wealth Management

Portfolio Detail

Account: 80-01-900-8556678 THE IORIO CHARITABLE FOUNDATION

Oct. 01, 2010 through Oct. 31, 2010

| Units | Description | CUSIP Sector (2) | Market Value(1)/ Market Price | Accrued Income | Average Unit Cost | Tax Cost/ Average Unit Cost | Unrealized Gain/Loss | Estimated Annual Income | Cur Yld/ YTM |
|------------------------------|--|------------------|----------------------------------|-------------------|----------------------|--------------------------------|-------------------------|----------------------------|-----------------|
| Equities (cont) | | | | | | | | | |
| U.S. Large Cap (cont) | | | | | | | | | |
| 150,000 | APACHE CORP Ticker: APA | 037411105 ENR | 15,153.00 101.020 | 22.50 | 10,855.73 72.372 | 4,297.27 | 90.00 | 0.6 | |
| 150,000 | APPLE INC Ticker: AAPL | 037833100 IFT | 45,147.00 300.980 | 0.00 | 20,399.88 135.999 | 24,747.12 | 0.00 | 0.0 | |
| 825,000 | AT&T INC Ticker: T | 00206R102 TEL | 23,529.00 28.520 | 346.50 | 21,344.88 25.873 | 2,184.12 | 1,386.00 | 5.9 | |
| 400,000 | AVON PRODS INC Ticker: AVP | 054303102 CNS | 12,180.00 30.450 | 0.00 | 15,657.00 39.143 | -3,477.00 | 352.00 | 2.9 | |
| 125,000 | BAXTER INTL INC Ticker: BAX | 071813109 HEA | 6,366.25 50.930 | 0.00 | 6,569.69 52.558 | -203.44 | 145.00 | 2.3 | |
| 495,000 | BRISTOL MYERS SQUIBB CO Ticker: BMY | 110122108 HEA | 13,315.50 26.900 | 158.40 | 13,580.00 27.434 | -264.50 | 633.60 | 4.8 | |
| 200,000 | CAMPBELL SOUP CO Ticker: CPB | 134429109 CNS | 7,250.00 36.250 | 55.00 | 5,865.10 29.326 | 1,384.90 | 220.00 | 3.0 | |
| 350,000 | CHEVRON CORP Ticker: CVX | 166764100 ENR | 28,910.00 82.600 | 0.00 | 23,322.70 66.636 | 5,587.30 | 1,008.00 | 3.5 | |
| 455,000 | CISCO SYS INC Ticker: CSCO | 17275R102 IFT | 10,401.30 22.860 | 0.00 | 10,770.70 23.672 | -369.40 | 0.00 | 0.0 | |
| 130,000 | CITRIX SYS INC Ticker: CTXS | 177376100 IFT | 8,336.90 64.130 | 0.00 | 3,029.72 23.306 | 5,307.18 | 0.00 | 0.0 | |
| 175,000 | COLGATE PALMOLIVE CO Ticker: CL | 194162103 CNS | 13,496.00 77.120 | 92.75 | 11,185.56 63.917 | 2,310.44 | 371.00 | 2.7 | |
| 500,000 | COMCAST CORP NEW CL A COM Ticker: CMCS A | 20030N101 CND | 10,312.75 20.626 | 0.00 | 8,093.75 16.188 | 2,219.00 | 189.00 | 1.8 | |
| 375,000 | CORNING INC Ticker: GLW | 219350105 IFT | 6,855.00 18.280 | 0.00 | 4,034.06 10.757 | 2,820.94 | 75.00 | 1.1 | |
| 150,000 | CSX CORP Ticker: CSX | 126408103 IND | 9,217.50 61.450 | 0.00 | 4,638.83 30.926 | 4,578.67 | 156.00 | 1.7 | |
| 200,000 | CUMMINS INC Ticker: CMI | 231021106 IND | 17,620.00 88.100 | 0.00 | 5,135.50 25.678 | 12,484.50 | 210.00 | 1.2 | |

Settlement Date



Bank of America Private Wealth Management

Portfolio Detail

Account: 80-01-900-8556678 THE IORIO CHARITABLE FOUNDATION

Oct. 01, 2010 through Oct. 31, 2010

| Units | Description | CUSIP Sector (2) | Market Value(1)/ Market Price | Accrued Income | Average Unit Cost | Tax Cost/ Average Unit Cost | Unrealized Gain/Loss | Estimated Annual Income | Cur Yld/ YTM |
|------------------------------|---|---------------------|----------------------------------|-------------------|----------------------|--------------------------------|-------------------------|----------------------------|-----------------|
| Equities (cont) | | | | | | | | | |
| U.S. Large Cap (cont) | | | | | | | | | |
| 150,000 | DEVON ENERGY CORP NEW Ticker: DVN | 25179M103 ENR | 9,753.00 65.020 | 0.00 | 10,970.63 73.138 | -1,217.63 | 96.00 | 1.0 | |
| 200,000 | DIRECTV CLA COM Ticker: DTV | 25490A101 CND | 8,690.00 43.450 | 0.00 | 4,439.10 22.196 | 4,250.90 | 0.00 | 0.0 | |
| 215,000 | DU PONT E I DE NEMOURS & CO Ticker: DD | 263534109 MAT | 10,165.20 47.280 | 0.00 | 7,767.10 36.126 | 2,398.10 | 352.60 | 3.5 | |
| 480,000 | EMC CORP Ticker: EMC | 268648102 IFT | 10,089.60 21.020 | 0.00 | 8,653.20 18.028 | 1,436.40 | 0.00 | 0.0 | |
| 200,000 | EXELON CORP Ticker: EXC | 30161N101 UTL | 8,164.00 40.820 | 0.00 | 10,886.51 54.433 | -2,722.51 | 420.00 | 5.1 | |
| 170,000 | EXPRESS SCRIPTS INC Ticker: ESRX | 302182100 HEA | 8,248.40 48.520 | 0.00 | 4,219.55 24.821 | 4,028.85 | 0.00 | 0.0 | |
| 545,000 | EXXON MOBIL CORP Ticker: XOM | 30231G102 ENR | 36,237.05 66.490 | 0.00 | 22,206.19 40.745 | 14,030.86 | 959.20 | 2.6 | |
| 100,000 | FIRSTENERGY CORP Ticker: FE | 337932107 UTL | 3,632.00 36.320 | 0.00 | 4,704.75 47.048 | -1,072.75 | 220.00 | 6.1 | |
| 325,000 | GAP INC DEL Ticker: GPS | 364760108 CND | 6,178.25 19.010 | 0.00 | 3,509.19 10.798 | 2,669.06 | 130.00 | 2.1 | |
| 950,000 | GENERALELEC CO Ticker: GE | 368604103 IND | 15,219.00 16.020 | 0.00 | 13,155.62 13.848 | 2,063.38 | 456.00 | 3.0 | |
| 185,000 | GILEAD SCIENCES INC Ticker: GILD | 375558103 HEA | 7,338.95 39.670 | 0.00 | 8,502.14 45.958 | -1,163.19 | 0.00 | 0.0 | |
| 180,000 | GOLDMAN SACHS GROUP INC Ticker: GS | 38141G104 FIN | 29,003.40 161.130 | 0.00 | 15,020.35 83.446 | 13,983.05 | 252.00 | 0.9 | |
| 15,000 | GOOGLE INC CLA COM Ticker: GOOG | 38259P508 IFT | 9,205.50 613.700 | 0.00 | 4,578.26 305.217 | 4,627.24 | 0.00 | 0.0 | |
| 75,000 | HESS CORP Ticker: HES | 42809H107 ENR | 4,727.25 63.030 | 0.00 | 4,253.81 56.717 | 473.44 | 30.00 | 0.6 | |
| 500,000 | HEWLETT PACKARD CO Ticker: HPQ | 428236103 IFT | 21,020.00 42.040 | 0.00 | 14,450.00 28.900 | 6,570.00 | 160.00 | 0.8 | |

Settlement Date



Bank of America Private Wealth Management

Portfolio Detail

Account: 80-01-900-8556678 THE IORIO CHARITABLE FOUNDATION

Oct. 01, 2010 through Oct 31, 2010

| Units | Description | CUSIP | Market Value(1)/ Market Price | Accrued Income | Average Unit Cost | Tax Cost/ Average Unit Cost | Unrealized Gain/Loss | Estimated Annual Income | Cur Yld/ YTM |
|------------------------------|---|------------------|----------------------------------|-------------------|----------------------|--------------------------------|-------------------------|----------------------------|-----------------|
| Equities (cont) | | | | | | | | | |
| U.S. Large Cap (cont) | | | | | | | | | |
| 300,000 | HOME DEPOT INC Ticker: HD | 437076102 CND | 9,270.00 30.900 | 0.00 | 6,910.50 23.035 | 2,359.50 | 283.50 | 3.1 | |
| 275,000 | HONEYWELL INTL INC Ticker: HON | 438516106 IND | 12,955.25 47.110 | 0.00 | 10,694.56 38.889 | 2,260.69 | 332.75 | 2.6 | |
| 920,000 | INTEL CORP Ticker: INTC | 458140100 IFT | 18,446.00 20.050 | 0.00 | 13,332.01 14.491 | 5,113.99 | 579.60 | 3.1 | |
| 100,000 | INTERNATIONAL BUSINESS MACHS Ticker: IBM | 459200101 IFT | 14,360.00 143.600 | 0.00 | 8,324.00 83.240 | 6,036.00 | 260.00 | 1.8 | |
| 725,000 | J P MORGAN CHASE & CO Ticker: JPM | 46625H100 FIN | 27,281.75 37.630 | 36.25 | 33,957.64 46.838 | -6,675.89 | 145.00 | 0.5 | |
| 225,000 | JOHNSON & JOHNSON Ticker: JNJ | 478160104 HEA | 14,341.50 63.740 | 0.00 | 13,004.35 57.797 | 1,337.15 | 486.00 | 3.4 | |
| 200,000 | KIMBERLY CLARK CORP Ticker: KMB | 494368103 CNS | 12,668.00 63.340 | 0.00 | 11,503.00 57.515 | 1,165.00 | 528.00 | 4.2 | |
| 125,000 | KOHL'S CORP Ticker: KSS | 500255104 CND | 6,402.50 51.220 | 0.00 | 5,890.19 47.122 | 512.31 | 0.00 | 0.0 | |
| 400,000 | KRAFT FOODS INC CL A COM Ticker: KFT | 50075N104 CNS | 12,908.00 32.270 | 0.00 | 10,599.10 26.498 | 2,308.90 | 464.00 | 3.6 | |
| 225,000 | KROGER CO Ticker: KR | 501044101 CNS | 4,950.00 22.000 | 0.00 | 6,036.19 26.828 | -1,086.19 | 94.50 | 1.9 | |
| 90,000 | LOCKHEED MARTIN CORP Ticker: LMT | 539830109 IND | 6,416.10 71.290 | 0.00 | 7,540.88 83.788 | -1,124.78 | 270.00 | 4.2 | |
| 200,000 | LOWES COS INC Ticker: LOW | 548661107 CND | 4,268.00 21.340 | 22.00 | 4,271.50 21.358 | -3.50 | 88.00 | 2.1 | |
| 600,000 | MARVELL TECHNOLOGY GROUP LTD BERMUDA Ticker: MRVL | G5876H105 IFT | 11,568.00 19.280 | 0.00 | 4,603.50 7.673 | 6,964.50 | 0.00 | 0.0 | |
| 175,000 | MCDONALDS CORP Ticker: MCD | 580135101 CND | 13,609.75 77.770 | 0.00 | 5,810.00 33.200 | 7,799.75 | 427.00 | 3.1 | |
| 100,000 | MEDCO HLTH SOLUTIONS INC Ticker: MHS | 58405U102 HEA | 5,253.00 52.530 | 0.00 | 4,240.75 42.408 | 1,012.25 | 0.00 | 0.0 | |

Settlement Date



Bank of America Private Wealth Management

Portfolio Detail

Account: 80-01-900-8556678 THE IORIO CHARITABLE FOUNDATION

Oct 01, 2010 through Oct. 31, 2010

| Units | Description | CUSIP Sector (2) | Market Value(1)/ Market Price | Accrued Income | Average Unit Cost | Tax Cost/ Average Unit Cost | Unrealized Gain/Loss | Estimated Annual Income | Cur Yld/ YTM |
|------------------------------|---|------------------|----------------------------------|-------------------|----------------------|--------------------------------|-------------------------|----------------------------|-----------------|
| Equities (cont) | | | | | | | | | |
| U.S. Large Cap (cont) | | | | | | | | | |
| 390,000 | METLIFE INC Ticker: MET | 59156R108 FIN | 15,728.70 40.330 | 0.00 | 15,327.27 39.301 | 15,327.27 39.301 | 401.43 | 288.60 | 1.8 |
| 1,375,000 | MICROSOFT CORP Ticker: MSFT | 594918104 IFT | 36,664.38 26.665 | 0.00 | 32,231.69 23.441 | 32,231.69 23.441 | 4,432.69 | 880.00 | 2.4 |
| 120,000 | MORGAN STANLEY Ticker: MS | 617446448 FIN | 2,984.40 24.870 | 6.00 | 1,769.70 14.748 | 1,769.70 14.748 | 1,214.70 | 24.00 | 0.8 |
| 225,000 | NETAPP INC Ticker: NTAP | 64110D104 IFT | 11,981.25 53.250 | 0.00 | 3,426.19 15.228 | 3,426.19 15.228 | 8,555.06 | 0.00 | 0.0 |
| 475,000 | NEWS CORP CLA Ticker: NWSA | 65248E104 CND | 6,878.00 14.480 | 0.00 | 3,152.81 6.637 | 3,152.81 6.637 | 3,725.19 | 71.25 | 1.0 |
| 150,000 | NEXTERA ENERGY INC Ticker: NEE | 65339F101 UTL | 8,256.00 55.040 | 0.00 | 7,700.85 51.339 | 7,700.85 51.339 | 555.15 | 300.00 | 3.6 |
| 80,000 | NORTHROP GRUMMAN CORP Ticker: NOC | 668807102 IND | 5,057.60 63.220 | 0.00 | 3,533.40 44.168 | 3,533.40 44.168 | 1,524.20 | 150.40 | 3.0 |
| 125,000 | OCCIDENTAL PETE CORP DEL Ticker: OXY | 674599105 ENR | 9,828.75 78.630 | 0.00 | 7,214.68 57.717 | 7,214.68 57.717 | 2,614.07 | 190.00 | 1.9 |
| 172,000 | PARKER HANNIFIN CORP Ticker: PH | 701094104 IND | 13,166.60 76.550 | 0.00 | 9,855.86 57.302 | 9,855.86 57.302 | 3,310.74 | 199.52 | 1.5 |
| 125,000 | PEABODY ENERGY CORP Ticker: BTU | 704549104 MAT | 6,612.50 52.900 | 0.00 | 2,682.19 21.458 | 2,682.19 21.458 | 3,930.31 | 42.50 | 0.6 |
| 200,000 | PEPSICO INC Ticker: PEP | 713448108 CNS | 13,060.00 65.300 | 0.00 | 8,916.36 44.582 | 8,916.36 44.582 | 4,143.64 | 384.00 | 2.9 |
| 921,000 | PFIZER INC Ticker: PFE | 717081103 HEA | 16,039.22 17.415 | 0.00 | 25,367.92 27.544 | 25,367.92 27.544 | -9,328.70 | 663.12 | 4.1 |
| 225,000 | PG&E CORP Ticker: PCG | 69331C108 UTL | 10,759.50 47.820 | 0.00 | 8,813.59 39.172 | 8,813.59 39.172 | 1,945.91 | 409.50 | 3.8 |
| 250,000 | PHILIP MORRIS INTL INC Ticker: PM | 718172109 CNS | 14,627.50 58.510 | 0.00 | 10,529.38 42.118 | 10,529.38 42.118 | 4,098.12 | 640.00 | 4.4 |
| 100,000 | PNC FINL SVCS GROUP INC Ticker: PNC | 693475105 FIN | 5,390.00 53.900 | 0.00 | 6,301.00 63.010 | 6,301.00 63.010 | -911.00 | 40.00 | 0.7 |

Settlement Date



Bank of America Private Wealth Management

Portfolio Detail

Account: 80-01-900-8556678 THE IORIO CHARITABLE FOUNDATION

Oct. 01, 2010 through Oct. 31, 2010

| Units | Description | CUSIP | Sector (2) | Market Value(1)/ Market Price | Accrued Income | Average Unit Cost | Tax Cost/ Average Unit Cost | Unrealized Gain/Loss | Estimated Annual Income | Cur Yld/ YTM |
|------------------------------|--|-----------|------------|----------------------------------|-------------------|----------------------|--------------------------------|-------------------------|----------------------------|-----------------|
| Equities (cont) | | | | | | | | | | |
| U.S. Large Cap (cont) | | | | | | | | | | |
| 125,000 | PRAXAIR INC Ticker: PX | 74005P104 | MAT | 11,417.50 91.340 | 0.00 | 8,113.44 64.908 | 3,304.06 | 3,304.06 | 225.00 | 2.0 |
| 50,000 | PRECISION CASTPARTS CORP Ticker: PCP | 740189105 | IND | 6,829.00 136.580 | 0.00 | 2,863.38 57.268 | 3,965.62 | 3,965.62 | 6.00 | 0.1 |
| 260,000 | PRICE T ROWE GROUP INC Ticker: TROW | 74144T108 | FIN | 14,370.20 55.270 | 0.00 | 8,454.55 32.518 | 5,915.65 | 5,915.65 | 280.80 | 2.0 |
| 175,000 | PROCTER & GAMBLE CO Ticker: PG | 742718109 | CNS | 11,124.75 63.570 | 84.32 | 10,989.91 62.799 | 134.84 | 134.84 | 337.23 | 3.0 |
| 225,000 | PUBLIC SVC ENTERPRISE GROUP Ticker: PEG | 744573106 | UTL | 7,276.50 32.340 | 0.00 | 6,976.69 31.008 | 299.81 | 299.81 | 308.25 | 4.2 |
| 100,000 | SOUTHWESTERN ENERGY CO Ticker: SWN | 845467109 | ENR | 3,384.00 33.840 | 0.00 | 2,818.75 28.188 | 565.25 | 565.25 | 0.00 | 0.0 |
| 300,000 | STAPLES INC Ticker: SPLS | 855030102 | CND | 6,156.00 20.520 | 0.00 | 5,267.25 17.558 | 888.75 | 888.75 | 108.00 | 1.8 |
| 135,000 | STATE STR CORP Ticker: STT | 857477103 | FIN | 5,637.60 41.760 | 0.00 | 7,225.89 53.525 | -1,588.29 | -1,588.29 | 5.40 | 0.1 |
| 360,000 | SYMANTEC CORP Ticker: SYMC | 871503108 | IFT | 5,828.40 16.190 | 0.00 | 4,642.38 12.896 | 1,186.02 | 1,186.02 | 0.00 | 0.0 |
| 100,000 | TARGET CORP Ticker: TGT | 87612E106 | CND | 5,194.00 51.940 | 0.00 | 3,145.55 31.456 | 2,048.45 | 2,048.45 | 100.00 | 1.9 |
| 245,000 | TEXAS INSTRS INC Ticker: TXN | 882508104 | IFT | 7,244.65 29.570 | 31.85 | 8,745.89 35.698 | -1,501.24 | -1,501.24 | 127.40 | 1.8 |
| 66,000 | TIME WARNER CABLE INC Ticker: TWC | 88732J207 | CND | 3,819.42 57.870 | 0.00 | 3,663.13 55.502 | 156.29 | 156.29 | 105.60 | 2.8 |
| 266,000 | TIME WARNER INC NEW COM Ticker: TWX | 887317303 | CND | 8,647.66 32.510 | 0.00 | 10,488.92 39.432 | -1,841.26 | -1,841.26 | 226.10 | 2.6 |
| 190,000 | UNION PAC CORP Ticker: UNP | 907818108 | IND | 16,659.20 87.680 | 0.00 | 8,811.73 46.378 | 7,847.47 | 7,847.47 | 250.80 | 1.5 |
| 75,000 | UNITED PARCEL SVC INC CL B Ticker: UPS | 911312106 | IND | 5,050.50 67.340 | 0.00 | 3,383.06 45.107 | 1,667.44 | 1,667.44 | 141.00 | 2.8 |

Settlement Date



Bank of America Private Wealth Management

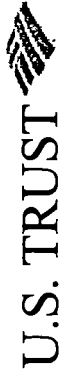
Portfolio Detail

Account: 80-01-900-8556678 THE IORJO CHARITABLE FOUNDATION

Oct. 01, 2010 through Oct. 31, 2010

| Units | Description | CUSIP | Market Value(1)/ Market Price | Accrued Income | Average Unit Cost | Tax Cost/ Average Unit Cost | Unrealized Gain/Loss | Estimated Annual Income | Cur Yld/ YTM |
|------------------------------|---|------------------|----------------------------------|-------------------|----------------------|--------------------------------|-------------------------|----------------------------|-----------------|
| Equities (cont) | | | | | | | | | |
| U.S. Large Cap (cont) | | | | | | | | | |
| 175,000 | UNITED TECHNOLOGIES CORP Ticker: UTX | 913017109 IND | 13,084.75 74,770 | 0.00 | 9,934.75 56,770 | 3,150.00 | 297.50 | 2.3 | |
| 100,000 | UNITEDHEALTH GROUP INC Ticker: UNH | 91324P102 HEA | 3,605.00 36,050 | 0.00 | 2,901.75 29,018 | 703.25 | 50.00 | 1.4 | |
| 600,000 | US BANCORP DEL COM NEW Ticker: USB | 902973304 FIN | 14,520.00 24,200 | 0.00 | 17,196.00 28,660 | -2,676.00 | 120.00 | 0.8 | |
| 250,000 | VERIZON COMMUNICATIONS INC Ticker: VZ | 92343V104 TEL | 8,120.00 32,480 | 121.88 | 8,136.56 32,546 | -16.56 | 487.50 | 6.0 | |
| 350,000 | WAL-MART STORES INC Ticker: WMT | 931142103 CNS | 18,959.50 54,170 | 0.00 | 18,662.78 53,322 | 296.72 | 423.50 | 2.2 | |
| 175,000 | WASTE MGMT INC DEL Ticker: WM | 94106L109 IND | 6,251.00 35,720 | 0.00 | 5,321.75 30,410 | 929.25 | 220.50 | 3.5 | |
| 350,000 | WELLS FARGO & CO NEW COM Ticker: WFC | 949746101 FIN | 9,121.00 26,060 | 0.00 | 9,928.63 28,368 | -807.63 | 70.00 | 0.8 | |
| 419,000 | XEROX CORP Ticker: XR | 984121103 IFT | 4,901.88 11,699 | 0.00 | 3,551.02 8,475 | 1,350.86 | 71.23 | 1.5 | |
| 150,000 | ZIMMER HLDGS INC Ticker: ZMH | 98956P102 HEA | 7,116.00 47,440 | 0.00 | 10,063.13 67,088 | -2,947.13 | 0.00 | 0.0 | |
| Total U.S. Large Cap | | | \$1,032,509.39 | \$1,164.45 | \$835,579.81 | \$196,929.58 | \$21,304.70 | 2.1% | |
| U.S. Mid Cap | | | | | | | | | |
| 45,000 | ALEXION PHARMACEUTICALS INC Ticker: ALXN | 015351109 HEA | \$3,073.50 68,300 | \$0.00 | \$1,542.92 34,287 | \$1,530.58 | \$0.00 | 0.0% | |
| 100,000 | AMERISOURCEBERGEN CORP Ticker: ABC | 03073E105 HEA | 3,283.00 32,830 | 0.00 | 1,902.38 19,024 | 1,380.62 | 32.00 | 1.0 | |
| 275,000 | ANALOG DEVICES INC Ticker: ADI | 032654105 IFT | 9,259.25 33,670 | 0.00 | 5,746.81 20,897 | 3,512.44 | 242.00 | 2.6 | |
| 24,000 | AOL INC Ticker: AOL | 00184X105 IFT | 640.32 26,680 | 0.00 | 760.99 31,708 | -120.67 | 0.00 | 0.0 | |

Settlement Date



Bank of America Private Wealth Management

Portfolio Detail

Account: 80-01-900-8556678 THE IORIO CHARITABLE FOUNDATION

Oct. 01, 2010 through Oct. 31, 2010

| Units | Description | CUSIP Sector (2) | Market Value(1)/ Market Price | Accrued Income | Average Unit Cost | Tax Cost/ Average Unit Cost | Unrealized Gain/Loss | Estimated Annual Income | Cur Yld/ YTM |
|----------------------------|--|---------------------|----------------------------------|-------------------|----------------------|--------------------------------|-------------------------|----------------------------|-----------------|
| Equities (cont) | | | | | | | | | |
| U.S. Mid Cap (cont) | | | | | | | | | |
| 100,000 | AXIS CAP HLDGS LTD BERMUDA Ticker: AXS | 60692J109 FIN | 3,405.00 34,050 | 0.00 | 2,920.95 29,210 | 2,920.95 29,210 | 484.05 | 84.00 | 2.5 |
| 100,000 | BJS WHOLESALE CLUB INC Ticker: BJ | 05548J106 CNS | 4,173.00 41,730 | 0.00 | 3,312.55 33,126 | 3,312.55 33,126 | 860.45 | 0.00 | 0.0 |
| 135,000 | CABOT OIL & GAS CORP Ticker: COG | 127097103 ENR | 3,912.30 28,980 | 0.00 | 3,331.46 24,677 | 3,331.46 24,677 | 580.84 | 16.20 | 0.4 |
| 963,220 | COLUMBIA ACORN FUND CLASS Z SHARES Ticker: ACRN X | 197199409 OEQ | 26,931.63 27,960 | 0.00 | 20,632.17 21,420 | 20,632.17 21,420 | 6,299.46 | 76.09 | 0.3 |
| 4,186,202 | COLUMBIA ACORN SELECT FUND CLASS Z SHARES Ticker: ACTW X | 197199854 OEQ | 110,976.22 26,510 | 0.00 | 125,000.00 29,860 | 125,000.00 29,860 | -14,023.78 | 0.00 | 0.0 |
| 50,000 | COVANCE INC Ticker: CVD | 222816100 HEA | 2,349.50 46,990 | 0.00 | 2,067.88 41,358 | 2,067.88 41,358 | 281.62 | 0.00 | 0.0 |
| 100,000 | DOLBY LABORATORIES INC CL A COM Ticker: DLB | 25659T107 IFT | 6,168.00 61,680 | 0.00 | 2,624.75 26,248 | 2,624.75 26,248 | 3,543.25 | 0.00 | 0.0 |
| 75,000 | DOLLAR TREE INC Ticker: DLTR | 256746108 CND | 3,848.25 51,310 | 0.00 | 2,069.88 27,598 | 2,069.88 27,598 | 1,778.37 | 0.00 | 0.0 |
| 75,000 | DUN & BRADSTREET CORP DEL NEW Ticker: DNB | 26483E100 IND | 5,580.75 74,410 | 0.00 | 7,299.56 97,327 | 7,299.56 97,327 | -1,718.81 | 105.00 | 1.9 |
| 60,000 | FRONTIER COMMUNICATIONS CORP Ticker: FTR | 35906A108 TEL | 526.80 8,780 | 0.00 | 548.36 9,139 | 548.36 9,139 | -21.56 | 45.00 | 8.5 |
| 75,000 | GENUINE PARTS CO Ticker: GPC | 372460105 CND | 3,589.50 47,860 | 0.00 | 2,453.06 32,707 | 2,453.06 32,707 | 1,136.44 | 123.00 | 3.4 |
| 60,000 | GRAINGER W W INC Ticker: GWW | 384802104 IND | 7,441.80 124,030 | 0.00 | 4,618.65 76,978 | 4,618.65 76,978 | 2,823.15 | 129.60 | 1.7 |
| 75,000 | HANSEN NAT CORP Ticker: HANS | 411310105 CNS | 3,840.75 51,210 | 0.00 | 2,593.31 34,577 | 2,593.31 34,577 | 1,247.44 | 0.00 | 0.0 |
| 100,000 | HUMANA INC Ticker: HUM | 444859102 HEA | 5,829.00 58,290 | 0.00 | 3,653.75 36,538 | 3,653.75 36,538 | 2,175.25 | 0.00 | 0.0 |

Settlement Date



Bank of America Private Wealth Management

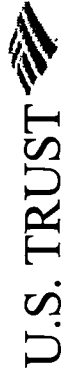
Portfolio Detail

Account: 80-01-900-8556678 THE IORIO CHARITABLE FOUNDATION

Oct 01, 2010 through Oct. 31, 2010

| Units | Description | CUSIP Sector (2) | Market Value(1)/ Market Price | Accrued Income | Average Unit Cost | Tax Cost/ Unit Cost | Unrealized Gain/Loss | Estimated Annual Income | Cur Yld/ YTM |
|----------------------------|---|---------------------|----------------------------------|-------------------|----------------------|------------------------|-------------------------|----------------------------|-----------------|
| Equities (cont) | | | | | | | | | |
| U.S. Mid Cap (cont) | | | | | | | | | |
| 45,000 | INTERCONTINENTAL EXCHANGE INC Ticker: ICE | 45865V100 FIN | 5,169.15 114.870 | 0.00 | 3,496.39 77.698 | 1,672.76 | 0.00 | 0.00 | 0.0 |
| 925,000 | ISHARES RUSSELL MIDCAP INDEX FUND Ticker: IWR | 464287499 OEQ | 86,774.25 93.810 | 0.00 | 97,707.07 105.629 | -10,932.82 | 1,311.65 | 1,311.65 | 1.5 |
| 50,000 | L-3 COMMUNICATIONS HLDGS INC Ticker: LLL | 502424104 IND | 3,609.00 72.180 | 0.00 | 3,558.88 71.178 | 50.12 | 80.00 | 80.00 | 2.2 |
| 50,000 | LABORATORY CORP AMER HLDGS NEW COM Ticker: LH | 50540R409 HEA | 4,066.00 81.320 | 0.00 | 2,712.00 54.240 | 1,354.00 | 0.00 | 0.00 | 0.0 |
| 125,000 | LINEAR TECHNOLOGY CORP Ticker: LLTC | 535678106 IFT | 4,031.25 32.250 | 0.00 | 3,038.44 24.308 | 992.81 | 115.00 | 115.00 | 2.9 |
| 100,000 | MOLSON COORS BREWING CO CL B COM Ticker: TAP | 60871R209 CNS | 4,723.00 47.230 | 0.00 | 4,791.74 47.917 | -68.74 | 112.00 | 112.00 | 2.4 |
| 100,000 | OMNICARE INC Ticker: OCR | 681904108 HEA | 2,412.00 24.120 | 0.00 | 2,788.75 27.888 | -376.75 | 13.00 | 13.00 | 0.5 |
| 125,000 | POLO RALPH LAUREN CORP CLA Ticker: RL | 731572103 CND | 12,110.00 96.880 | 0.00 | 4,828.44 38.628 | 7,281.56 | 50.00 | 50.00 | 0.4 |
| 200,000 | STARWOOD HOTELS & RESORTS WORLDWIDE INC COM Ticker: HOT | 85590A401 CND | 10,828.00 54.140 | 0.00 | 8,016.50 40.083 | 2,811.50 | 40.00 | 40.00 | 0.4 |
| 75,000 | UNITED STS STL CORP NEW COM Ticker: X | 912909108 MAT | 3,204.00 42.720 | 0.00 | 2,302.31 30.697 | 901.69 | 15.00 | 15.00 | 0.5 |
| 200,000 | WATERS CORP Ticker: WAT | 941848103 HEA | 14,826.00 74.130 | 0.00 | 11,936.50 59.683 | 2,889.50 | 0.00 | 0.00 | 0.0 |
| Total U.S. Mid Cap | | | \$356,581.22 | \$0.00 | \$338,256.45 | \$18,324.77 | \$2,589.54 | \$2,589.54 | 0.7% |

Settlement Date



Bank of America Private Wealth Management

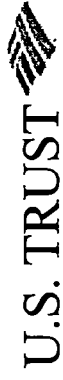
Portfolio Detail

Account: 80-01-900-8556678 THE IORIO CHARITABLE FOUNDATION

Oct. 01, 2010 through Oct. 31, 2010

| Units | Description | CUSIP | Sector (2) | Market Value(1)/ Market Price | Accrued Income | Average Unit Cost | Tax Cost/ Average Unit Cost | Unrealized Gain/Loss | Estimated Annual Income | Cur Yld/ YTM |
|------------|---|-----------|------------|----------------------------------|-------------------|-----------------------|--------------------------------|-------------------------|----------------------------|-----------------|
| | U.S. Small Cap | | | | | | | | | |
| 4,470.862 | COLUMBIA SMALL CAP CORE FUND CLASS Z SHARES Ticker: SMCEX | 19765P810 | OEQ | \$63,754.49 14.260 | \$0.00 | \$75,000.00 16.775 | | -\$11,245.51 | \$0.00 | 0.0% |
| | Total U.S. Small Cap | | | \$63,754.49 | \$0.00 | \$75,000.00 | | -\$11,245.51 | \$0.00 | 0.0% |
| | International Developed | | | | | | | | | |
| 150.000 | ACE LTD SWITZERLAND Ticker: ACE | H0023R105 | FIN | \$8,913.00 59.420 | \$0.00 | \$8,293.88 55.293 | | \$619.12 | \$198.00 | 2.2% |
| 75.000 | ASTRAZENECA PLC SPONSORED ADR UNITED KINGDOM Ticker: AZN | 046353108 | HEA | 3,784.50 50.460 | 0.00 | 2,976.56 39.687 | | 807.94 | 180.75 | 4.8 |
| 2,137.446 | COLUMBIA ACORN INTERNATIONAL FUND CLASS Z SHARES Ticker: ACIN X | 197199813 | OEQ | 83,809.26 39.210 | 0.00 | 79,000.00 36.960 | | 4,809.26 | 1,267.51 | 1.5 |
| 14,295.423 | COLUMBIA INTERNATIONAL STOCK FUND CLASS Z SHARES Ticker: CMIS X | 19765L736 | OEQ | 170,401.44 11.920 | 0.00 | 255,175.90 17.850 | | -84,774.46 | 5,403.67 | 3.2 |
| 125.000 | COOPER INDS PLC NEW COM IRELAND Ticker: CBE | G24140108 | IND | 6,552.50 52.420 | 0.00 | 3,290.19 26.322 | | 3,262.31 | 135.00 | 2.1 |
| 350.000 | NOBLE CORP SIN CH0033347318 SWITZERLAND Ticker: NE | H5833N103 | ENR | 12,085.50 34.530 | 0.00 | 14,935.19 42.672 | | -2,849.69 | 121.45 | 1.0 |
| 25.000 | POTASH CORP SASK INC CANADA Ticker: POT | 73755L107 | MAT | 3,627.25 145.090 | 2.50 | 1,986.94 79.478 | | 1,640.31 | 10.00 | 0.3 |
| 200.000 | RIO TINTO PLC SPONSORED ADR UNITED KINGDOM Ticker: RIO | 767204100 | MAT | 13,024.00 65.120 | 0.00 | 4,240.88 21.204 | | 8,783.12 | 176.80 | 1.4 |

Settlement Date



Bank of America Private Wealth Management

Portfolio Detail

Account: 80-01-900-8556678 THE IORIO CHARITABLE FOUNDATION

Oct 01, 2010 through Oct 31, 2010

| Units | Description | CUSIP Sector (2) | Market Value(1)/ Market Price | Accrued Income | Average Unit Cost | Tax Cost/ Average Unit Cost | Unrealized Gain/Loss | Estimated Annual Income | Cur Yld/ YTM |
|---------------------------------------|--|---------------------|----------------------------------|-------------------|-----------------------|--------------------------------|-------------------------|----------------------------|-----------------|
| Equities (cont) | | | | | | | | | |
| International Developed (cont) | | | | | | | | | |
| 180.000 | ROGERS COMMUNICATIONS INC CL B CANADIAN Ticker: RCI | 775109200 TEL | 6,561.00 36.450 | 0.00 | 8,236.35 45.758 | -1,675.35 | 226.08 | 3.4 | |
| 125.000 | ULTRA PETE CORP CANADA Ticker: UPL | 903914109 ENR | 5,143.75 41.150 | 0.00 | 4,224.69 33.798 | 919.06 | 0.00 | 0.0 | |
| 350.000 | WEATHERFORD INTLLTD SWITZERLAND Ticker: WFT | H27013103 ENR | 5,883.50 16.810 | 0.00 | 3,543.76 10.125 | 2,339.74 | 0.00 | 0.0 | |
| | Total International Developed | | \$319,785.70 | \$2.50 | \$385,904.34 | -\$66,118.64 | \$7,719.26 | 2.4% | |
| | Total Equities | | \$1,772,630.80 | \$1,166.95 | \$1,634,740.60 | \$137,890.20 | \$31,613.50 | 1.8% | |
| | Total Portfolio | | \$1,880,334.69 | \$1,180.75 | \$1,742,444.49 | \$137,890.20 | \$31,753.52 | 1.7% | |
| | Accrued Income | | \$1,180.75 | | | | | | |
| | Total | | \$1,881,515.44 | | | | | | |