



See a Social Security Number? Say Something!
Report Privacy Problems to <https://public.resource.org/privacy>
Or call the IRS Identity Theft Hotline at 1-800-908-4490



Form **990-PF**

Department of the Treasury
Internal Revenue Service

Return of Private Foundation

or Section 4947(a)(1) Nonexempt Charitable Trust

Treated as a Private Foundation

OMB No 1545-0052

2009

Note. The foundation may be able to use a copy of this return to satisfy state reporting requirements

For calendar year 2009, or tax year beginning 10-01-2009 , and ending 09-30-2010

G

Check all that apply

☐ Initial return

☐ Initial return of a former public charity

☐ Final return

☐ Amended return

☐ Address change

☐ Name change

Use the IRS label. Otherwise, print or type. See Specific Instructions.	Name of foundation BERTHA RUSS LYTEL FOUNDATION		A Employer identification number 94-2271250		
	Number and street (or P O box number if mail is not delivered to street address) PO BOX 893		Room/suite	B Telephone number (see page 10 of the instructions)	
	City or town, state, and ZIP code FERNDAL, CA 95536				
	H Check type of organization <input checked="" type="checkbox"/> Section 501(c)(3) exempt private foundation <input type="checkbox"/> Section 4947(a)(1) nonexempt charitable trust <input type="checkbox"/> Other taxable private foundation		C If exemption application is pending, check here <input type="checkbox"/> D 1. Foreign organizations, check here <input type="checkbox"/> 2. Foreign organizations meeting the 85% test, check here and attach computation <input type="checkbox"/>		
I Fair market value of all assets at end of year (from Part II, col. (c), line 16) \$ 18,783,162		J Accounting method <input checked="" type="checkbox"/> Cash <input type="checkbox"/> Accrual <input type="checkbox"/> Other (specify) (Part I, column (d) must be on cash basis.)		E If private foundation status was terminated under section 507(b)(1)(A), check here <input type="checkbox"/> F If the foundation is in a 60-month termination under section 507(b)(1)(B), check here <input type="checkbox"/>	

Part I Analysis of Revenue and Expenses (The total of amounts in columns (b), (c), and (d) may not necessarily equal the amounts in column (a) (see page 11 of the instructions))		(a) Revenue and expenses per books	(b) Net investment income	(c) Adjusted net income	(d) Disbursements for charitable purposes (cash basis only)
Revenue	1 Contributions, gifts, grants, etc , received (attach schedule)				
	2 Check <input checked="" type="checkbox"/> if the foundation is not required to attach Sch. B				
	3 Interest on savings and temporary cash investments	343,712	343,712	343,712	
	4 Dividends and interest from securities.	147,056	147,056	147,056	
	5a Gross rents	47,700	47,700	47,700	
	b Net rental income or (loss) 35,935				
	6a Net gain or (loss) from sale of assets not on line 10	-55,471			
	b Gross sales price for all assets on line 6a 1,708,742				
	7 Capital gain net income (from Part IV, line 2)		57,964		
	8 Net short-term capital gain				
	9 Income modifications				
	10a Gross sales less returns and allowances				
Operating and Administrative Expenses	b Less Cost of goods sold				
	c Gross profit or (loss) (attach schedule)				
	11 Other income (attach schedule)	16,744		16,744	
	12 Total. Add lines 1 through 11	499,741	596,432	555,212	
	13 Compensation of officers, directors, trustees, etc	57,598			57,598
	14 Other employee salaries and wages				
	15 Pension plans, employee benefits				
	16a Legal fees (attach schedule)	10,618			10,618
	b Accounting fees (attach schedule)	8,150	4,075		4,075
	c Other professional fees (attach schedule)	96,453	96,453		
	17 Interest				
	18 Taxes (attach schedule) (see page 14 of the instructions)	11,498	11,488		10
	19 Depreciation (attach schedule) and depletion . . .	2,654	2,654		
	20 Occupancy	11,360	11,360	11,360	
	21 Travel, conferences, and meetings				
	22 Printing and publications				
	23 Other expenses (attach schedule)	9,243	3,347	405	5,896
	24 Total operating and administrative expenses.				
	Add lines 13 through 23	207,574	129,377	11,765	78,197
	25 Contributions, gifts, grants paid	725,747			725,747
	26 Total expenses and disbursements. Add lines 24 and 25	933,321	129,377	11,765	803,944
	27 Subtract line 26 from line 12				
	a Excess of revenue over expenses and disbursements	-433,580			
	b Net investment income (if negative, enter -0-)		467,055		
	c Adjusted net income (if negative, enter -0-)			543,447	

Part II Balance Sheets		Attached schedules and amounts in the description column should be for end-of-year amounts only (See instructions)	Beginning of year	End of year	
			(a) Book Value	(b) Book Value	(c) Fair Market Value
Assets	1	Cash—non-interest-bearing			
	2	Savings and temporary cash investments	154,311	326,983	326,983
	3	Accounts receivable ▶ _____ Less allowance for doubtful accounts ▶ _____			
	4	Pledges receivable ▶ _____ Less allowance for doubtful accounts ▶ _____			
	5	Grants receivable			
	6	Receivables due from officers, directors, trustees, and other disqualified persons (attach schedule) (see page 15 of the instructions)			
	7	Other notes and loans receivable (attach schedule) ▶ _____ Less allowance for doubtful accounts ▶ _____			
	8	Inventories for sale or use			
	9	Prepaid expenses and deferred charges	2,906		
	10a	Investments—U S and state government obligations (attach schedule)			
	b	Investments—corporate stock (attach schedule)	10,999,899	10,207,112	10,686,429
	c	Investments—corporate bonds (attach schedule).	425,525	425,525	369,420
	11	Investments—land, buildings, and equipment basis ▶ _____ Less accumulated depreciation (attach schedule) ▶ _____			
	12	Investments—mortgage loans			
	13	Investments—other (attach schedule)	800,000	995,945	800,335
	14	Land, buildings, and equipment basis ▶ 1,117,764 Less accumulated depreciation (attach schedule) ▶ 245,766	874,653	871,998	6,600,000
Liabilities	15	Other assets (describe ▶ _____)	-5	-1	-5
	16	Total assets (to be completed by all filers—see the instructions Also, see page 1, item I)	13,257,289	12,827,562	18,783,162
	17	Accounts payable and accrued expenses			
	18	Grants payable			
	19	Deferred revenue			
Net Assets or Fund Balances	20	Loans from officers, directors, trustees, and other disqualified persons			
	21	Mortgages and other notes payable (attach schedule)			
	22	Other liabilities (describe ▶ _____)		3,853	
	23	Total liabilities (add lines 17 through 22)		3,853	
		Foundations that follow SFAS 117, check here ▶ <input checked="" type="checkbox"/> and complete lines 24 through 26 and lines 30 and 31.			
	24	Unrestricted	13,257,289	12,823,709	
	25	Temporarily restricted			
	26	Permanently restricted			
		Foundations that do not follow SFAS 117, check here ▶ <input type="checkbox"/> and complete lines 27 through 31.			
	27	Capital stock, trust principal, or current funds			
	28	Paid-in or capital surplus, or land, bldg , and equipment fund			
	29	Retained earnings, accumulated income, endowment, or other funds			
	30	Total net assets or fund balances (see page 17 of the instructions)	13,257,289	12,823,709	
	31	Total liabilities and net assets/fund balances (see page 17 of the instructions)	13,257,289	12,827,562	

Part III Analysis of Changes in Net Assets or Fund Balances

1	Total net assets or fund balances at beginning of year—Part II, column (a), line 30 (must agree with end-of-year figure reported on prior year’s return)	1	13,257,289
2	Enter amount from Part I, line 27a	2	-433,580
3	Other increases not included in line 2 (itemize) ▶ _____	3	
4	Add lines 1, 2, and 3	4	12,823,709
5	Decreases not included in line 2 (itemize) ▶ _____	5	
6	Total net assets or fund balances at end of year (line 4 minus line 5)—Part II, column (b), line 30	6	12,823,709

Part IV

Capital Gains and Losses for Tax on Investment Income

(a) List and describe the kind(s) of property sold (e g , real estate, 2-story brick warehouse, or common stock, 200 shs MLC Co)		(b) How acquired P—Purchase D—Donation	(c) Date acquired (mo , day, yr)	(d) Date sold (mo , day, yr)
1a				
(e) Gross sales price		(f) Depreciation allowed (or allowable)	(g) Cost or other basis plus expense of sale	
(h) Gain or (loss) (e) plus (f) minus (g)				
a				
b				
c				
d				
e				
Complete only for assets showing gain in column (h) and owned by the foundation on 12/31/69			(i) Gains (Col (h) gain minus col (k), but not less than -0-) or Losses (from col (h))	
(j) F M V as of 12/31/69		(k) Adjusted basis as of 12/31/69	(l) Excess of col (i) over col (j), if any	
a				
b				
c				
d				
e				
2 Capital gain net income or (net capital loss)			2	57,964
{ If gain, also enter in Part I, line 7 If (loss), enter -0- in Part I, line 7 }				
3 Net short-term capital gain or (loss) as defined in sections 1222(5) and (6)			3	
{ If gain, also enter in Part I, line 8, column (c) (see pages 13 and 17 of the instructions) If (loss), enter -0- in Part I, line 8 }				

Part V

Qualification Under Section 4940(e) for Reduced Tax on Net Investment Income

(For optional use by domestic private foundations subject to the section 4940(a) tax on net investment income)

If section 4940(d)(2) applies, leave this part blank

Was the foundation liable for the section 4942 tax on the distributable amount of any year in the base period? ☐ Yes ☒ No

If "Yes," the foundation does not qualify under section 4940(e) Do not complete this part

1 Enter the appropriate amount in each column for each year, see page 18 of the instructions before making any entries

(a) Base period years Calendar year (or tax year beginning in)	(b) Adjusted qualifying distributions	(c) Net value of noncharitable-use assets	(d) Distribution ratio (col (b) divided by col (c))
2008	682,608	12,468,665	0 054746
2007	943,006	16,072,600	0 058672
2006	918,017	17,411,070	0 052726
2005	833,153	16,394,801	0 050818
2004	887,214	16,958,964	0 052315
2 Total of line 1, column (d).			
3 Average distribution ratio for the 5-year base period—divide the total on line 2 by 5, or by the number of years the foundation has been in existence if less than 5 years			
4 Enter the net value of noncharitable-use assets for 2009 from Part X, line 5.			
5 Multiply line 4 by line 3.			
6 Enter 1% of net investment income (1% of Part I, line 27b).			
7 Add lines 5 and 6.			
8 Enter qualifying distributions from Part XII, line 4.			
If line 8 is equal to or greater than line 7, check the box in Part VI, line 1b, and complete that part using a 1% tax rate See the Part VI instructions on page 18			

Part VIExcise Tax Based on Investment Income (Section 4940(a), 4940(b), 4940(e), or 4948—see page 18 of the instructions)

1a

Exempt operating foundations described in section 4940(d)(2), check here ☐ and enter "N/A" on line 1

Date of ruling or determination letter _____ (attach copy of letter if necessary—see instructions)

b

Domestic foundations that meet the section 4940(e) requirements in Part V, check here ☐ and enter 1% of Part I, line 27b

c

All other domestic foundations enter 2% of line 27b Exempt foreign organizations enter 4% of Part I, line 12, col (b)

2

Tax under section 511 (domestic section 4947(a)(1) trusts and taxable foundations only Others enter -0-)

3

Add lines 1 and 2.

4

Subtitle A (income) tax (domestic section 4947(a)(1) trusts and taxable foundations only Others enter -0-)

5

Tax based on investment income. Subtract line 4 from line 3 If zero or less, enter -0-

6

Credits/Payments

a

2009 estimated tax payments and 2008 overpayment credited to 2009

6a

5,488

b

Exempt foreign organizations—tax withheld at source

6b

c

Tax paid with application for extension of time to file (Form 8868)

6c

d

Backup withholding erroneously withheld

6d

7

Total credits and payments Add lines 6a through 6d.

8

Enter any penalty for underpayment of estimated tax Check here ☐ if Form 2220 is attached

9

Tax due. If the total of lines 5 and 8 is more than line 7, enter amount owed

10

Overpayment. If line 7 is more than the total of lines 5 and 8, enter the amount overpaid.

11

Enter the amount of line 10 to be Credited to 2010 estimated tax 0 Refunded

Part VII-AStatements Regarding Activities

1a

During the tax year, did the foundation attempt to influence any national, state, or local legislation or did it participate or intervene in any political campaign?

b

Did it spend more than \$100 during the year (either directly or indirectly) for political purposes (see page 19 of the instructions for definition)?

If the answer is "Yes" to 1a or 1b, attach a detailed description of the activities and copies of any materials published or distributed by the foundation in connection with the activities.

c

Did the foundation file Form 1120-POL for this year?

d

Enter the amount (if any) of tax on political expenditures (section 4955) imposed during the year (1) On the foundation \$ (2) On foundation managers \$

e

Enter the reimbursement (if any) paid by the foundation during the year for political expenditure tax imposed on foundation managers \$

2

Has the foundation engaged in any activities that have not previously been reported to the IRS?

If "Yes," attach a detailed description of the activities.

3

Has the foundation made any changes, not previously reported to the IRS, in its governing instrument, articles of incorporation, or bylaws, or other similar instruments? If "Yes," attach a conformed copy of the changes

4a

Did the foundation have unrelated business gross income of \$1,000 or more during the year?

b

If "Yes," has it filed a tax return on Form 990-T for this year?

5

Was there a liquidation, termination, dissolution, or substantial contraction during the year?

If "Yes," attach the statement required by General Instruction T.

6

Are the requirements of section 508(e) (relating to sections 4941 through 4945) satisfied either

- By language in the governing instrument, or
- By state legislation that effectively amends the governing instrument so that no mandatory directions that conflict with the state law remain in the governing instrument?

7

Did the foundation have at least \$5,000 in assets at any time during the year? If "Yes," complete Part II, col (c), and Part XV

8a

Enter the states to which the foundation reports or with which it is registered (see page 19 of the instructions) CA

b

If the answer is "Yes" to line 7, has the foundation furnished a copy of Form 990-PF to the Attorney General (or designate) of each state as required by General Instruction G? If "No," attach explanation .

9

Is the foundation claiming status as a private operating foundation within the meaning of section 4942(j)(3) or 4942(j)(5) for calendar year 2009 or the taxable year beginning in 2009 (see instructions for Part XIV on page 27)? If "Yes," complete Part XIV

10

Did any persons become substantial contributors during the tax year? If "Yes," attach a schedule listing their names and addresses

Form 990-PF (2009)

Part VII-A

Statements Regarding Activities (continued)

11	At any time during the year, did the foundation, directly or indirectly, own a controlled entity within the meaning of section 512(b)(13)? If "Yes," attach schedule (see page 20 of the instructions).	11		No
12	Did the foundation acquire a direct or indirect interest in any applicable insurance contract before August 17, 2008?	12		No
13	Did the foundation comply with the public inspection requirements for its annual returns and exemption application? Website address N/A	13	Yes	
14	The books are in care of DONALD HINDLEY Telephone no (707) 786-4657 Located at 452 SHAW AVENUE FERNDALE CA ZIP+4 95536			
15	Section 4947(a)(1) nonexempt charitable trusts filing Form 990-PF in lieu of Form 1041 —Check here and enter the amount of tax-exempt interest received or accrued during the year.		15	

Part VII-B

Statements Regarding Activities for Which Form 4720 May Be Required

File Form 4720 if any item is checked in the "Yes" column, unless an exception applies.			Yes	No
1a	During the year did the foundation (either directly or indirectly) (1) Engage in the sale or exchange, or leasing of property with a disqualified person? Yes No (2) Borrow money from, lend money to, or otherwise extend credit to (or accept it from) a disqualified person?. Yes No (3) Furnish goods, services, or facilities to (or accept them from) a disqualified person? Yes No (4) Pay compensation to, or pay or reimburse the expenses of, a disqualified person? Yes No (5) Transfer any income or assets to a disqualified person (or make any of either available for the benefit or use of a disqualified person)?. Yes No (6) Agree to pay money or property to a government official? (Exception. Check "No" if the foundation agreed to make a grant to or to employ the official for a period after termination of government service, if terminating within 90 days). Yes No			
b	If any answer is "Yes" to 1a(1)–(6), did any of the acts fail to qualify under the exceptions described in Regulations section 53.4941(d)-3 or in a current notice regarding disaster assistance (see page 20 of the instructions)?. Organizations relying on a current notice regarding disaster assistance check here.	1b		
c	Did the foundation engage in a prior year in any of the acts described in 1a, other than excepted acts, that were not corrected before the first day of the tax year beginning in 2009?.	1c		
2	Taxes on failure to distribute income (section 4942) (does not apply for years the foundation was a private operating foundation defined in section 4942(j)(3) or 4942(j)(5))			
a	At the end of tax year 2009, did the foundation have any undistributed income (lines 6d and 6e, Part XIII) for tax year(s) beginning before 2009?. If "Yes," list the years 20____, 20____, 20____, 20____			
b	Are there any years listed in 2a for which the foundation is not applying the provisions of section 4942(a)(2) (relating to incorrect valuation of assets) to the year's undistributed income? (If applying section 4942(a)(2) to all years listed, answer "No" and attach statement—see page 20 of the instructions).	2b		
c	If the provisions of section 4942(a)(2) are being applied to any of the years listed in 2a, list the years here 20____, 20____, 20____, 20____			
3a	Did the foundation hold more than a 2% direct or indirect interest in any business enterprise at any time during the year?. Yes No			
b	If "Yes," did it have excess business holdings in 2009 as a result of (1) any purchase by the foundation or disqualified persons after May 26, 1969, (2) the lapse of the 5-year period (or longer period approved by the Commissioner under section 4943(c)(7)) to dispose of holdings acquired by gift or bequest, or (3) the lapse of the 10-, 15-, or 20-year first phase holding period? (Use Schedule C, Form 4720, to determine if the foundation had excess business holdings in 2009.).	3b		
4a	Did the foundation invest during the year any amount in a manner that would jeopardize its charitable purposes?	4a		No
b	Did the foundation make any investment in a prior year (but after December 31, 1969) that could jeopardize its charitable purpose that had not been removed from jeopardy before the first day of the tax year beginning in 2009?	4b		No

Part VII-B

Statements Regarding Activities for Which Form 4720 May Be Required (continued)

5a	During the year did the foundation pay or incur any amount to			
	(1) Carry on propaganda, or otherwise attempt to influence legislation (section 4945(e))?	<input type="checkbox"/> Yes	<input checked="" type="checkbox"/> No	
	(2) Influence the outcome of any specific public election (see section 4955), or to carry on, directly or indirectly, any voter registration drive?	<input type="checkbox"/> Yes	<input checked="" type="checkbox"/> No	
	(3) Provide a grant to an individual for travel, study, or other similar purposes?	<input type="checkbox"/> Yes	<input checked="" type="checkbox"/> No	
	(4) Provide a grant to an organization other than a charitable, etc , organization described in section 509(a)(1), (2), or (3), or section 4940(d)(2)? (see page 22 of the instructions).	<input type="checkbox"/> Yes	<input checked="" type="checkbox"/> No	
	(5) Provide for any purpose other than religious, charitable, scientific, literary, or educational purposes, or for the prevention of cruelty to children or animals?	<input type="checkbox"/> Yes	<input checked="" type="checkbox"/> No	
b	If any answer is "Yes" to 5a(1)–(5), did any of the transactions fail to qualify under the exceptions described in Regulations section 53.4945 or in a current notice regarding disaster assistance (see page 22 of the instructions)? Organizations relying on a current notice regarding disaster assistance check here.	5b		
c	If the answer is "Yes" to question 5a(4), does the foundation claim exemption from the tax because it maintained expenditure responsibility for the grant? <i>If "Yes," attach the statement required by Regulations section 53.4945–5(d).</i>			
6a	Did the foundation, during the year, receive any funds, directly or indirectly, to pay premiums on a personal benefit contract?			
b	Did the foundation, during the year, pay premiums, directly or indirectly, on a personal benefit contract? <i>If "Yes" to 6b, file Form 8870.</i>	6b		No
7a	At any time during the tax year, was the foundation a party to a prohibited tax shelter transaction?			
b	If yes, did the foundation receive any proceeds or have any net income attributable to the transaction?	7b		

Part VIII

Information About Officers, Directors, Trustees, Foundation Managers, Highly Paid Employees, and Contractors

1 List all officers, directors, trustees, foundation managers and their compensation (see page 22 of the instructions).				
(a) Name and address	(b) Title, and average hours per week devoted to position	(c) Compensation (If not paid, enter -0-)	(d) Contributions to employee benefit plans and deferred compensation	(e) Expense account, other allowances
See Additional Data Table				
2 Compensation of five highest-paid employees (other than those included on line 1—see page 23 of the instructions). If none, enter "NONE."				
(a) Name and address of each employee paid more than \$50,000	(b) Title, and average hours per week devoted to position	(c) Compensation	(d) Contributions to employee benefit plans and deferred compensation	(e) Expense account, other allowances
NONE				
Total number of other employees paid over \$50,000.				

Part VIII

Information About Officers, Directors, Trustees, Foundation Managers, Highly Paid Employees, and Contractors (continued)

3 Five highest-paid independent contractors for professional services (see page 23 of the instructions). If none, enter "NONE".		
(a) Name and address of each person paid more than \$50,000	(b) Type of service	(c) Compensation
NONE		
Total number of others receiving over \$50,000 for professional services.		

Part IX-A

Summary of Direct Charitable Activities

List the foundation's four largest direct charitable activities during the tax year. Include relevant statistical information such as the number of organizations and other beneficiaries served, conferences convened, research papers produced, etc	Expenses
1	
2	
3	
4	

Part IX-B

Summary of Program-Related Investments (see page 23 of the instructions)

Describe the two largest program-related investments made by the foundation during the tax year on lines 1 and 2	Amount
1 N/A	
2	
All other program-related investments. See page 24 of the instructions	
3	
Total. Add lines 1 through 3.	

Part X

Minimum Investment Return (All domestic foundations must complete this part. Foreign foundations, see page 24 of the instructions.)

1	Fair market value of assets not used (or held for use) directly in carrying out charitable, etc , purposes		
a	Average monthly fair market value of securities.	1a	10,305,367
b	Average of monthly cash balances.	1b	189,033
c	Fair market value of all other assets (see page 24 of the instructions).	1c	6,600,000
d	Total (add lines 1a, b, and c).	1d	17,094,400
e	Reduction claimed for blockage or other factors reported on lines 1a and 1c (attach detailed explanation).	1e	
2	Acquisition indebtedness applicable to line 1 assets.	2	
3	Subtract line 2 from line 1d.	3	17,094,400
4	Cash deemed held for charitable activities Enter 1 1/2% of line 3 (for greater amount, see page 25 of the instructions).	4	326,983
5	Net value of noncharitable-use assets. Subtract line 4 from line 3 Enter here and on Part V, line 4	5	16,767,417
6	Minimum investment return. Enter 5% of line 5.	6	838,371

Part XI

Distributable Amount (see page 25 of the instructions) (Section 4942(j)(3) and (j)(5) private operating foundations and certain foreign organizations check here ☒ and do not complete this part.)

1	Minimum investment return from Part X, line 6.	1	838,371
2a	Tax on investment income for 2009 from Part VI, line 5.	2a	9,341
b	Income tax for 2009 (This does not include the tax from Part VI).	2b	
c	Add lines 2a and 2b.	2c	9,341
3	Distributable amount before adjustments Subtract line 2c from line 1.	3	829,030
4	Recoveries of amounts treated as qualifying distributions.	4	
5	Add lines 3 and 4.	5	829,030
6	Deduction from distributable amount (see page 25 of the instructions).	6	
7	Distributable amount as adjusted Subtract line 6 from line 5 Enter here and on Part XIII, line 1.	7	829,030

Part XII

Qualifying Distributions (see page 25 of the instructions)

1	Amounts paid (including administrative expenses) to accomplish charitable, etc , purposes		
a	Expenses, contributions, gifts, etc —total from Part I, column (d), line 26.	1a	803,944
b	Program-related investments—total from Part IX-B.	1b	
2	Amounts paid to acquire assets used (or held for use) directly in carrying out charitable, etc , purposes.	2	
3	Amounts set aside for specific charitable projects that satisfy the		
a	Suitability test (prior IRS approval required).	3a	
b	Cash distribution test (attach the required schedule).	3b	
4	Qualifying distributions. Add lines 1a through 3b Enter here and on Part V, line 8, and Part XIII, line 4	4	803,944
5	Foundations that qualify under section 4940(e) for the reduced rate of tax on net investment income Enter 1% of Part I, line 27b (see page 26 of the instructions).	5	
6	Adjusted qualifying distributions. Subtract line 5 from line 4.	6	803,944
Note: The amount on line 6 will be used in Part V, column (b), in subsequent years when calculating whether the foundation qualifies for the section 4940(e) reduction of tax in those years			

Part XIII

Undistributed Income (see page 26 of the instructions)

	(a) Corpus	(b) Years prior to 2008	(c) 2008	(d) 2009
1	Distributable amount for 2009 from Part XI, line 7			
2	Undistributed income, if any, as of the end of 2008			
a	Enter amount for 2008 only. 448,303			
b	Total for prior years 20____, 20____, 20____			
3	Excess distributions carryover, if any, to 2009			
a	From 2004.			
b	From 2005.			
c	From 2006.			
d	From 2007.			
e	From 2008.			
f	Total of lines 3a through e.			
4	Qualifying distributions for 2009 from Part XII, line 4 ➤ \$ 803,944			
a	Applied to 2008, but not more than line 2a 448,303			
b	Applied to undistributed income of prior years (Election required—see page 26 of the instructions)			
c	Treated as distributions out of corpus (Election required—see page 26 of the instructions). . .			
d	Applied to 2009 distributable amount. 355,641			
e	Remaining amount distributed out of corpus			
5	Excess distributions carryover applied to 2009 (If an amount appears in column (d), the same amount must be shown in column (a).)			
6	Enter the net total of each column as indicated below:			
a	Corpus Add lines 3f, 4c, and 4e Subtract line 5			
b	Prior years' undistributed income Subtract line 4b from line 2b.			
c	Enter the amount of prior years' undistributed income for which a notice of deficiency has been issued, or on which the section 4942(a) tax has been previously assessed.			
d	Subtract line 6c from line 6b Taxable amount—see page 27 of the instructions. . .			
e	Undistributed income for 2008 Subtract line 4a from line 2a Taxable amount—see page 27 of the instructions.			
f	Undistributed income for 2009 Subtract lines 4d and 5 from line 1 This amount must be distributed in 2010. 473,389			
7	Amounts treated as distributions out of corpus to satisfy requirements imposed by section 170(b)(1)(F) or 4942(g)(3) (see page 27 of the instructions).			
8	Excess distributions carryover from 2004 not applied on line 5 or line 7 (see page 27 of the instructions).			
9	Excess distributions carryover to 2010. Subtract lines 7 and 8 from line 6a.			
10	Analysis of line 9			
a	Excess from 2005.			
b	Excess from 2006.			
c	Excess from 2007.			
d	Excess from 2008.			
e	Excess from 2009.			

Part XIV

Private Operating Foundations (see page 27 of the instructions and Part VII-A, question 9)

1a

If the foundation has received a ruling or determination letter that it is a private operating foundation, and the ruling is effective for 2009, enter the date of the ruling.

b

Check box to indicate whether the organization is a private operating foundation described in section 4942(j)(3) or 4942(j)(5)

☐ 4942(j)(3) or ☐ 4942(j)(5)

2a	Enter the lesser of the adjusted net income from Part I or the minimum investment return from Part X for each year listed.	Tax year	Prior 3 years			(e) Total
		(a) 2009	(b) 2008	(c) 2007	(d) 2006	
b	85% of line 2a					
c	Qualifying distributions from Part XII, line 4 for each year listed					
d	Amounts included in line 2c not used directly for active conduct of exempt activities					
e	Qualifying distributions made directly for active conduct of exempt activities. Subtract line 2d from line 2c					
3	Complete 3a, b, or c for the alternative test relied upon					
a	"Assets" alternative test—enter					
	(1) Value of all assets					
	(2) Value of assets qualifying under section 4942(j)(3)(B)(i)					
b	"Endowment" alternative test— enter 2/3 of minimum investment return shown in Part X, line 6 for each year listed.					
c	"Support" alternative test—enter					
	(1) Total support other than gross investment income (interest, dividends, rents, payments on securities loans (section 512(a)(5)), or royalties)					
	(2) Support from general public and 5 or more exempt organizations as provided in section 4942(j)(3)(B)(iii).					
	(3) Largest amount of support from an exempt organization					
	(4) Gross investment income					

Part XV

Supplementary Information (Complete this part only if the organization had \$5,000 or more in assets at any time during the year—see page 27 of the instructions.)

1

Information Regarding Foundation Managers:

a

List any managers of the foundation who have contributed more than 2% of the total contributions received by the foundation before the close of any tax year (but only if they have contributed more than \$5,000) (See section 507(d)(2))

b

List any managers of the foundation who own 10% or more of the stock of a corporation (or an equally large portion of the ownership of a partnership or other entity) of which the foundation has a 10% or greater interest

2

Information Regarding Contribution, Grant, Gift, Loan, Scholarship, etc., Programs:

Check here ☐ if the foundation only makes contributions to preselected charitable organizations and does not accept unsolicited requests for funds. If the foundation makes gifts, grants, etc. (see page 28 of the instructions) to individuals or organizations under other conditions, complete items 2a, b, c, and d.

a

The name, address, and telephone number of the person to whom applications should be addressed

BERTHA RUSS LYTEL FOUNDATION
PO BOX 893
FERNDALE, CA 95536
(707) 786-9236

b

The form in which applications should be submitted and information and materials they should include

NONE

c

Any submission deadlines

NONE

d

Any restrictions or limitations on awards, such as by geographical areas, charitable fields, kinds of institutions, or other factors

WILLIAM RUSS SCHOLARSHIP SALVATION ARMY CLARKE MEMORIAL MUSEUM NEEDY INDIVIDUALS OVER THE AGE OF SIXTY YEARS, WITH PARTICULARREFERENCE TO THE FERNDALE AREA CHARITABLE AND EDUCATIONAL PURPOSES
BENEFICIAL TO THE RESIDENTS OF HUMBOLDT COUNTY

Part XV

Supplementary Information (continued)

3 Grants and Contributions Paid During the Year or Approved for Future Payment

Recipient	If recipient is an individual, show any relationship to any foundation manager or substantial contributor	Foundation status of recipient	Purpose of grant or contribution	Amount
Name and address (home or business)				
a Paid during the year See Additional Data Table				
Total			▶ 3a	725,747
b Approved for future payment				
Total			▶ 3b	

Enter gross amounts unless otherwise indicated

Part XVI-B Relationship of Activities to the Accomplishment of Exempt Purposes

Form **990-PF** (2009)

1	Did the organization directly or indirectly engage in any of the following with any other organization described in section 501(c) of the Code (other than section 501(c)(3) organizations) or in section 527, relating to political organizations?		Yes	No
a	Transfers from the reporting foundation to a noncharitable exempt organization of			
	(1) Cash.	1a(1)		No
	(2) Other assets.	1a(2)		No
b	Other transactions			
	(1) Sales of assets to a noncharitable exempt organization.	1b(1)		No
	(2) Purchases of assets from a noncharitable exempt organization.	1b(2)		No
	(3) Rental of facilities, equipment, or other assets.	1b(3)		No
	(4) Reimbursement arrangements.	1b(4)		No
	(5) Loans or loan guarantees.	1b(5)		No
	(6) Performance of services or membership or fundraising solicitations.	1b(6)		No
c	Sharing of facilities, equipment, mailing lists, other assets, or paid employees.	1c		No
d	If the answer to any of the above is "Yes," complete the following schedule. Column (b) should always show the fair market value of the goods, other assets, or services given by the reporting foundation. If the foundation received less than fair market value in any transaction or sharing arrangement, show in column (d) the value of the goods, other assets, or services received.			

[illegible]

2a Is the foundation directly or indirectly affiliated with, or related to, one or more tax-exempt organizations described in section 501(c) of the Code (other than section 501(c)(3)) or in section 527? ☐ Yes ☒ No





b If "Yes," complete the following schedule

(a) Name of organization	(b) Type of organization	(c) Description of relationship

Sign Here

Under penalties of perjury, I declare that I have examined this return, including accompanying schedules and statements, and to the best of my knowledge and belief, it is true, correct, and complete. Declaration of preparer (other than taxpayer or fiduciary) is based on all information of which preparer has any knowledge.

*****	2011-01-31	*****
Signature of officer or trustee	Date	Title

Paid Preparer's Use Only	Preparer's Signature 	Date 2011-02-08	Check if self-employed 	Preparer's identifying number (see Signature on page 30 of the instructions)
	Firm's name (or yours if self-employed), address, and ZIP code 	AYCOCK AND EDGMON CPA		EIN 
		PO BOX 637 FERNDAL, CA 955360637		Phone no

Additional Data

Software ID: 09000034

Software Version: 09550952


EIN: 94-2271250

Name: BERTHA RUSS LYTEL FOUNDATION


Form 990PF Part VIII Line 1 - List all officers, directors, trustees, foundation managers and their compensation

(a) Name and address	(b) Title, and average hours per week devoted to position	(c) Compensation (If not paid, enter -0-)	(d) Contributions to employee benefit plans and deferred compensation	(e) Expense account, other allowances
BETTY DIEHL	SECRETARY 10 00	3,600	0	0
719 MAIN STREET FERNDALÉ,CA 95536				
CHARLES LAKIN	DIRECTOR 4 00	1,800	0	0
905 TENNYSON FERNDALÉ,CA 95536				
JACK SMITH	DIRECTOR 4 00	1,800	0	0
1085 GRANT FERNDALÉ,CA 95536				
DONALD HINDLEY	MANAGER 40 00	43,198	0	0
452 SHAW FERNDALÉ,CA 95536				
TOM RENNER	DIRECTOR 4 00	1,800	0	0
PO BOX 577 FERNDALÉ,CA 95536				
JACK RUSS	DIRECTOR 4 00	1,800	0	0
3592 CENTERVILLE ROAD FERNDALÉ,CA 95536				
CHARLES LAWRENCE	DIRECTOR 4 00	1,800	0	0
1159 KIRBY FERNDALÉ,CA 95536				
JAMES MORRISON	DIRECTOR 4 00	1,800	0	0
233 K STREET FERNDALÉ,CA 95536				


Form 990PF Part XV Line 3 - Grants and Contributions Paid During the Year or Approved for Future Payment

Recipient	If recipient is an individual, show any relationship to any foundation manager or substantial contributor	Foundation status of recipient	Purpose of grant or contribution	Amount
Name and address (home or business)				
a Paid during the year				
BOY SCOUT TROOP 82240 PROFESSIONAL DR SANTA ROSA,CA 95403	NONE	501(C)3	EQUIPMENTS	2,880
BRIDGEVILLE COMMUNITY CEN 48215 ALDERPOINT ROAD BRIDGEVILLE,CA 95526	NONE	501(C)3	SENIOR SERVICES	12,800
CAL-POLY UNIVERSITY1 GRAND AVENUE SAN LUIS OBISBO,CA 93407	NONE	EDUCATION IN	SCHOLARSHIPS	36,666
CITY OF FERNDALE834 MAIN STREET FERNDALE,CA 95536	NONE	LOCAL GOVERN	MAINTENANCE	25,000
CITY OF FERNDALECITY LIB834 MAIN STREET FERNDALE,CA 95536	NONE	LOCAL GOVERN	REPAIRS	5,200
CLARK MUSEUM240 E STREET EUREKA,CA 95501	NONE	501(C)3	OPERATING EXPENSES	1,000
COUNCIL ON FOUNDATIONS2121 CRYSTAL DR ARLINGTON,VA 22202	NONE	501(C)3	DONATION	1,310
CSU- CHICO400 WEST STREET CHICO,CA 95929	NONE	EDUCATION IN	SCHOLARSHIPS	10,000
FERNDALE COM CHURCHSENIPO BOX 1273 FERNDALE,CA 95536	NONE	CHURCH	AID TO THE ELDERLY	110,892
FERNDALE FIRE PROTECTION436 BROWN STREET FERNDALE,CA 95536	NONE	LOCAL GOVERN	CONSTRUCTION EXPENSE	86,283
FERNDALEHIGH SCHOOL1231 MIAN STREET FERNDALE,CA 95536	NONE	EDUCATION IN	SUPPLIES FOOTBALLL FIELD	14,229
FERNDALE KIWANIS523 MAIN STREET FERNDALE,CA 95536	NONE	501(C)3	YOUTH READING PROGRAM	1,000
FERNDALE MASONIC LODGE5638 3RD AVE FERNDALE,CA 95536	NONE	501(C)4	BUILDING REPAIRS	7,400
FERNDALE MUSEUMPO BOX 421 FERNDALE,CA 95536	NONE	501(C)3	OPERATING EXPENSES	22,282
FERNDALE REPERTORY THEATE MAIN STREET FERNDALE,CA 95536	NONE	501(C)3	BUILDING REP OPERATIONS	23,965
Total  3a				725,747

Form 990PF Part XV Line 3 - Grants and Contributions Paid During the Year or Approved for Future Payment

Recipient	If recipient is an individual, show any relationship to any foundation manager or substantial contributor	Foundation status of recipient	Purpose of grant or contribution	Amount
Name and address (home or business)				
a Paid during the year				
FERNDALE SENIOR RESOURCE FERNDALE FERNDALE,CA 95536	NONE	501(C)3	OPERATING EXPENSES	110,000
HUMBOLDT COUNTY FAIR1250 5TH STREET FERNDALE,CA 95536	NONE	LOCAL GOVERN	SENIOR PROGRAMS	5,700
HUMBOLDT SENIOR RESOURCE 1910 CALIFORNIA STREET EUREKA,CA 95501	NONE	501(C)3	SENIOR SERVICES	60,000
LEGAL SERVICE OF NORTHER123 THIRD ST EUREKA,CA 95501	NONE	501(C)3	SENIOR LEGAL AID	18,000
LIGHT HOUSE OF THE BLIND1910 CALIFORNIA STREET EUREKA,CA 95501	NONE	501(C)3	EQUIPMENT	10,000
LOST COAST CAMP1199 LIGHTHOUSE RD PETROLIA,CA 95558	NONE	501(C)3	CAMP SCHOLARSHIPS	13,000
MCLEAN FOUNDATION1336 MAIN STREET FORTUNA,CA 95540	NONE	501(C)3	HOLIDAY GIVING PROGRAM	5,000
NORTH COAST EMERGENCY SER 3340 GLENWOOD AVE EUREKA,CA 95501	NONE	501(C)3	MEDICAL SERVICES	17,500
PASTAPO BOX FERNDALE,CA 95536	NONE	501(C)3	SAFE AND SOBER GRAD	100
REDWOOD COAST MUSIC FESTI 523 FIFTH ST EUREKA,CA 95501	NONE	501(C)3	SENIOR TRANSPORTATION	8,600
RSVP3300 GLENWOOD ST EUREKA,CA 95501	NONE	501(C)3	OPERATIONS	37,440
SALVATION ARMY2123 TYDD EUREKA,CA 95501	NONE	501(C)3	OPERATING EXPENSES	1,000
ST JOSEPH HOSPITAL FOUND2700 DOLBEER EUREKA,CA 95501	NONE	501(C)3	CONSTRUCTION	50,000
ST MARK'S LUTHERAN CHURCH795 BERDING FERNDALE,CA 95536	NONE	CHURCH	BLDG REPAIS	11,000
UNIVERSITY OF CALIF-DAVI1 SHIELDS AVE DAVIS,CA 95616	NONE	EDUCATION IN	SCHOLARSHIP	10,000
Total  3a				725,747

Form 990PF Part XV Line 3 - Grants and Contributions Paid During the Year or Approved for Future Payment

Recipient	If recipient is an individual, show any relationship to any foundation manager or substantial contributor	Foundation status of recipient	Purpose of grant or contribution	Amount
Name and address (home or business)				
a Paid during the year				
VECTOR2121 MYRTLE AVE EUREKA, CA 95503	NONE	501(C)3	MAINTENANCE	7,500
Total  3a				725,747

Form

4562

Depreciation and Amortization
(Including Information on Listed Property)

OMB No 1545-0172

2009

Attachment
Sequence No 67

Department of the Treasury
Internal Revenue Service

See separate instructions. Attach to your tax return.

Name(s) shown on return BERTHA RUSS LYTEL FOUNDATION	Business or activity to which this form relates INDIRECT DEPRECIATION	Identifying number 94-2271250
---	--	----------------------------------

Part I Election To Expense Certain Property Under Section 179

Note: If you have any listed property, complete Part V before you complete Part I.

1 Maximum amount See the instructions for a higher limit for certain businesses	1	250,000
2 Total cost of section 179 property placed in service (see instructions)	2	
3 Threshold cost of section 179 property before reduction in limitation (see instructions)	3	800,000
4 Reduction in limitation Subtract line 3 from line 2 If zero or less, enter -0-	4	
5 Dollar limitation for tax year Subtract line 4 from line 1 If zero or less, enter -0- If married filing separately, see instructions	5	

6 (a) Description of property	(b) Cost (business use only)	(c) Elected cost	
6			
7 Listed property Enter the amount from line 29	7		
8 Total elected cost of section 179 property Add amounts in column (c), lines 6 and 7	8		
9 Tentative deduction Enter the smaller of line 5 or line 8	9		
10 Carryover of disallowed deduction from line 13 of your 2008 Form 4562	10		
11 Business income limitation Enter the smaller of business income (not less than zero) or line 5 (see instructions)	11		
12 Section 179 expense deduction Add lines 9 and 10, but do not enter more than line 11	12		
13 Carryover of disallowed deduction to 2010 Add lines 9 and 10, less line 12 .	13		

Note: Do not use Part II or Part III below for listed property. Instead, use Part V.

Part II Special Depreciation Allowance and Other Depreciation (Do not include listed property) (See instructions)

14 Special depreciation allowance for qualified property (other than listed property) placed in service during the tax year (see instructions)	14	
15 Property subject to section 168(f)(1) election	15	
16 Other depreciation (including ACRS)	16	2,654

Part III MACRS Depreciation (Do not include listed property.) (See instructions.)

Section A		
17 MACRS deductions for assets placed in service in tax years beginning before 2009	17	
18 If you are electing to group any assets placed in service during the tax year into one or more general asset accounts, check here		

Section B—Assets Placed in Service During 2008 Tax Year Using the General Depreciation System						
(a) Classification of property	(b) Month and year placed in service	(c) Basis for depreciation (business/investment use only—see instructions)	(d) Recovery period	(e) Convention	(f) Method	(g) Depreciation deduction
19a 3-year property						
b 5-year property						
c 7-year property						
d 10-year property						
e 15-year property						
f 20-year property						
g 25-year property			25 yrs		S/L	
h Residential rental property			27 5 yrs	MM	S/L	
			27 5 yrs	MM	S/L	
i Nonresidential real property			39 yrs	MM	S/L	
				MM	S/L	

Section C—Assets Placed in Service During 2009 Tax Year Using the Alternative Depreciation System						
20a Class life					S/L	
b 12-year			12 yrs		S/L	
c 40-year			40 yrs	MM	S/L	

Non-Res Prop Type 1 count 0 Non-Res Prop Type 2 count 0 Non-Res Prop Totals count 0

Part IV Summary (see instructions)

22 Total. Add amounts from line 12, lines 14 through 17, lines 19 and 20 in column (g), and line 21 Enter here and on the appropriate lines of your return Partnerships and S corporations—see instructions	22	2,654
23 For assets shown above and placed in service during the current year, enter the portion of the basis attributable to section 263A costs	23	

Part V

Listed Property (Include automobiles, certain other vehicles, cellular telephones, certain computers, and property used for entertainment, recreation, or amusement.)
Note: For any vehicle for which you are using the standard mileage rate or deducting lease expense, complete **only** 24a, 24b, columns (a) through (c) of Section A, all of Section B, and Section C if applicable.

Section A—Depreciation and Other Information (Caution: See the instructions for limits for passenger automobiles.)

24a Do you have evidence to support the business/investment use claimed?						24b If "Yes," is the evidence written?		
<div><input type="checkbox"/> Yes <input type="checkbox"/> No</div>						<div><input type="checkbox"/> Yes <input type="checkbox"/> No</div>		
(a) Type of property (list vehicles first)	(b) Date placed in service	(c) Business/ investment use percentage	(d) Cost or other basis	(e) Basis for depreciation (business/investment use only)	(f) Recovery period	(g) Method/ Convention	(h) Depreciation/ deduction	(i) Elected section 179 cost
25Special depreciation allowance for qualified listed property placed in service during the tax year and used more than 50% in a qualified business use (see instructions)						25		
26 Property used more than 50% in a qualified business use								
		%						
		%						
		%						
27 Property used 50% or less in a qualified business use								
		%			S/L -			
		%			S/L -			
		%			S/L -			
28 Add amounts in column (h), lines 25 through 27 Enter here and on line 21, page 1						28		
29 Add amounts in column (i), line 26 Enter here and on line 7, page 1							29	

Section B—Information on Use of Vehicles

Complete this section for vehicles used by a sole proprietor, partner, or other "more than 5% owner," or related person
If you provided vehicles to your employees, first answer the questions in Section C to see if you meet an exception to completing this section for those vehicles

30 Total business/investment miles driven during the year (do not include commuting miles)	(a) Vehicle 1		(b) Vehicle 2		(c) Vehicle 3		(d) Vehicle 4		(e) Vehicle 5		(f) Vehicle 6	
31 Total commuting miles driven during the year												
32 Total other personal(noncommuting) miles driven												
33 Total miles driven during the year Add lines 30 through 32												
34 Was the vehicle available for personal use during off-duty hours?	Yes	No	Yes	No	Yes	No	Yes	No	Yes	No	Yes	No
35 Was the vehicle used primarily by a more than 5% owner or related person?												
36 Is another vehicle available for personal use?												

Section C—Questions for Employers Who Provide Vehicles for Use by Their Employees

Answer these questions to determine if you meet an exception to completing Section B for vehicles used by employees who **are not** more than 5% owners or related persons (see instructions)

37 Do you maintain a written policy statement that prohibits all personal use of vehicles, including commuting, by your employees?	Yes	No
38 Do you maintain a written policy statement that prohibits personal use of vehicles, except commuting, by your employees? See the instructions for vehicles used by corporate officers, directors, or 1% or more owners		
39 Do you treat all use of vehicles by employees as personal use?		
40 Do you provide more than five vehicles to your employees, obtain information from your employees about the use of the vehicles, and retain the information received?		
41 Do you meet the requirements concerning qualified automobile demonstration use? (See instructions)		
Note: If your answer to 37, 38, 39, 40, or 41 is "Yes," do not complete Section B for the covered vehicles		

Part VI Amortization

(a) Description of costs	(b) Date amortization begins	(c) Amortizable amount	(d) Code section	(e) A mortization period or percentage	(f) A mortization for this year
42 A mortization of costs that begins during your 2009 tax year (see instructions)					
43 A mortization of costs that began before your 2009 tax year				43	
44 Total. Add amounts in column (f) See the instructions for where to report				44	

TY 2009 Accounting Fees Schedule

Name: BERTHA RUSS LYTEL FOUNDATION

EIN: 94-2271250

Category	Amount	Net Investment Income	Adjusted Net Income	Disbursements for Charitable Purposes
ACCOUNTING	8,150	4,075		4,075

Note: To capture the full content of this document, please select landscape mode (11" x 8.5") when printing.

TY 2009 Depreciation Schedule

Name: BERTHA RUSS LYTEL FOUNDATION
EIN: 94-2271250

Description of Property	Date Acquired	Cost or Other Basis	Prior Years' Depreciation	Computation Method	Rate / Life (# of years)	Current Year's Depreciation Expense	Net Investment Income	Adjusted Net Income	Cost of Goods Sold Not Included
OCCIDENTAL DAIRY	1974-10-01	268,120							
GREENBARN PASTURE	1977-11-01	33,400							
O'ROURKE RANCH LESS 255677 DEPLETION	1978-06-01	222,323							
SEEDLING SITE PREPARATION	1989-12-05	34,422							
REFORESTATION	1989-12-05	20,630							
REFORESTATION	1992-02-14	2,266							
REFORESTATION	1994-01-29	3,893							
REFORESTATION	1995-02-07	924							
TIMBER HARVEST PLAN COSTS	1997-09-30	48,891							
THP COSTS 1998	1998-09-30	42,642							
BRIDGE-OCCIDENTAL	1995-08-15	11,180	7,919	S/L	20 0000	559	559		
SKIP GIBBS BRIDGE	1998-08-30	10,789	5,979	S/L	20 0000	539	539		
OCCIDENTAL DAIRY	1974-10-01	6,600							
WATER TANK	1981-05-01	1,166	1,166	S/L	5 0000				
BRIDGE-OCCIDENTAL	1978-04-01	29,908	29,908	S/L	20 0000				
DRAINAGE-OCCIDENTAL	1978-07-01	709	709	S/L	20 0000				
O'ROURKE RANCH	1978-06-01	4,670							
WATER TANK	1981-04-01	729	729	S/L	5 0000				
WATER PUMP	1981-05-01	877	877	S/L	5 0000				
FLOODGATES	1977-09-01	11,120	11,120	S/L	20 0000				
GREENBARN	1977-11-01	9,174	9,174	S/L	20 0000				
GREENBARN	1978-08-01	9,977	9,977	S/L	20 0000				
GREENBARN	1978-09-01	20,866	20,866	S/L	20 0000				
GREENBARN	1979-02-01	3,200	3,200	S/L	20 0000				
BARN RECONSTRUCTION	1982-09-01	21,546	21,546	S/L	20 0000				
O'ROURKE HOUSE IMPROVEMENTS	1983-08-01	20,387	20,387	S/L	20 0000				
NEW PIPELINE-WATER TANK	1983-12-01	3,283	3,283	S/L	20 0000				
FLOODGATES	1985-10-08	2,504	2,504	S/L	20 0000				
WATERPIPE	1987-08-20	943	943	S/L	5 0000				
CULVERTS	1988-06-06	1,920	1,920	S/L	5 0000				
FRENCH DRAIN	1989-08-21	1,408	1,408	S/L	20 0000				
BOYNTON ROAD	1982-07-01	64,552	64,552	S/L	5 0000				
RANCH-BOYNTON RANCH	1983-10-01	7,427	7,427	S/L	5 0000				
ROAD THP AREA	1989-10-01	7,920	7,920	S/L	5 0000				
THP COSTS 1999	1999-09-30	36,768							
THP COSTS 2000	2000-09-30	55,655							
2000/2001 TIMBER HARVEST PLAN	2001-03-31	51,302							
2001/2002 TIMBER HARVEST PLAN	2002-08-01	28,110							
WELL	2003-07-18	15,563	9,597	S/L	10 0000	1,556	1,556		

Note: To capture the full content of this document, please select landscape mode (11" x 8.5") when printing.

TY 2009 Gain/Loss from Sale of Other Assets Schedule

Name: BERTHA RUSS LYTEL FOUNDATION
EIN: 94-2271250

Name	Date Acquired	How Acquired	Date Sold	Purchaser Name	Gross Sales Price	Basis	Basis Method	Sales Expenses	Total (net)	Accumulated Depreciation
8CONSECO FIN VI 9%	2003-12	PURCHASE	2010-09		49				49	
8CORTS VERIZON GLOBAL	2003-12	PURCHASE	2010-08		14,600	14,600				
8ROYAL BK SCOTLAND 6 35%	2005-05	PURCHASE	2010-05		42,000	75,000			-33,000	
8ROYAL BK SCOTLAND 7 25%	1999-02	PURCHASE	2010-05		38,500	50,000			-11,500	
8RYL BK OF SCTLND 6 125%	2006-12	PURCHASE	2010-05		56,000	100,000			-44,000	
BEAR STEARNS 7 80% PFD	2001-05	PURCHASE	2009-11		75,000	75,000				
CORTS VERIZON GLOBAL	2003-12	PURCHASE	2010-09		10,400	10,400				
ENTERGY LA LLC 7 6% PFD	2002-03	PURCHASE	2010-04		25,000	25,000				
ENTERGY LA LLC 7 6% PFD	2002-03	PURCHASE	2010-04		25,000	25,000				
GEORGIA PWR 6% 10/15/33	2003-09	PURCHASE	2010-06		50,000	50,000				
RBS CAP FDG TR V 5 9%PFD	2003-06	PURCHASE	2010-09		27,359	50,000			-22,641	
RBS CAP FDG TR V 5 9%PFD	2003-11	PURCHASE	2010-09		1,368	2,466			-1,098	
RBS CAP FDG TR V 5 9%PFD	2003-11	PURCHASE	2010-09		9,564	17,262			-7,698	
RBS CAP FDG TR V 5 9%PFD	2003-11	PURCHASE	2010-09		2,734	4,932			-2,198	
RBS CAP FDG VII 6 08%PFD	2004-02	PURCHASE	2010-09		27,271	50,000			-22,729	
CREE INC	2006-04	PURCHASE	2010-01		14,531	7,317			7,214	
DIRECTV CLASS A COM	2002-11	PURCHASE	2009-11		1				1	
DIRECTV CLASS A COM	2002-12	PURCHASE	2009-11		5	2			3	
DIRECTV CLASS A COM	2004-03	PURCHASE	2009-11							
DIRECTV CLASS A COM	2004-03	PURCHASE	2009-11							
DIRECTV CLASS A COM	2008-03	PURCHASE	2009-11		1	1				
DIRECTV CLASS A COM	2008-03	PURCHASE	2009-11							
DIRECTV CLASS A COM	2008-03	PURCHASE	2009-11		3	2			1	
FRPRT-MCMRN CPPR & GLD B	2009-02	PURCHASE	2009-10		12,750	4,797			7,953	
LIBERTY MEDIA CORP A	2008-03	PURCHASE	2009-11							
LIBERTY MEDIA CORP A	2002-11	PURCHASE	2009-11							
LIBERTY MEDIA CORP A	2002-12	PURCHASE	2009-11		3	1			2	
LIBERTY MEDIA CORP A	2004-03	PURCHASE	2009-11							
LIBERTY MEDIA CORP A	2004-03	PURCHASE	2009-11							
LIBERTY MEDIA CORP A	2008-03	PURCHASE	2009-11		1				1	

Name	Date Acquired	How Acquired	Date Sold	Purchaser Name	Gross Sales Price	Basis	Basis Method	Sales Expenses	Total (net)	Accumulated Depreciation
LIBERTY MEDIA CORP A	2008-03	PURCHASE	2009-11		1	1				
MADISON SQ GRDN CL A	2009-05	PURCHASE	2010-02		2	2				
MADISON SQ GRDN CL A	2000-06	PURCHASE	2010-02		11	14			-3	
TYCO INTERNATIONAL LTD	1998-02	PURCHASE	2010-01		33	32			1	
WEATHRFORD INLT LTD REG	2002-06	PURCHASE	2009-10		23,127	13,357			9,770	
AGILENT TECH INC	2008-12	PURCHASE	2009-10		3,995	2,389			1,606	
AGILENT TECH INC	2008-12	PURCHASE	2009-10		12,768	7,629			5,139	
AON CORP	2004-05	PURCHASE	2010-04		3,964	2,341			1,623	
AT & T INC	2005-10	PURCHASE	2010-05		13,011	11,962			1,049	
AT & T INC	2005-10	PURCHASE	2010-05		2,040	1,895			145	
AT & T INC	2005-10	PURCHASE	2010-05		4,259	3,958			301	
CA INC	2004-05	PURCHASE	2009-12		1,530	1,785			-255	
CBS CORP CL B	2004-12	PURCHASE	2009-10		5,647	13,877			-8,230	
CITIGROUP INC	2009-12	PURCHASE	2010-03		8,373	6,537			1,836	
CITIGROUP INC	2009-12	PURCHASE	2010-04		8,153	5,324			2,829	
CITIGROUP INC	2009-12	PURCHASE	2010-04		3,256	2,253			1,003	
COMCAST CORP CL A SPL	2009-08	PURCHASE	2009-12		7,208	6,050			1,158	
COMCAST CORP CL A SPL	2009-08	PURCHASE	2010-03		8,308	7,003			1,305	
COMCAST CORP CL A SPL	2009-08	PURCHASE	2010-03		4,801	4,034			767	
COMCAST CORP CL A SPL	2006-02	PURCHASE	2009-10		4,798	5,935			-1,137	
COMCAST CORP CL A SPL	2006-02	PURCHASE	2009-10		1,617	1,978			-361	
COMCAST CORP CL A SPL	2007-11	PURCHASE	2009-10		3,676	4,783			-1,107	
COMCAST CORP CL A SPL	2007-11	PURCHASE	2009-10		2,836	3,635			-799	
COMCAST CORP CL A SPL	2007-11	PURCHASE	2009-12		1,769	2,028			-259	
CONOCOPHILLIPS	2009-11	PURCHASE	2010-06		3,251	3,118			133	
CONOCOPHILLIPS	2009-11	PURCHASE	2010-06		3,630	3,503			127	
CONOCOPHILLIPS	2009-11	PURCHASE	2010-06		1,515	1,464			51	
CONOCOPHILLIPS	2009-11	PURCHASE	2010-06		3,788	3,691			97	
CONOCOPHILLIPS	2009-11	PURCHASE	2010-06		2,002	1,916			86	
CONOCOPHILLIPS	2005-04	PURCHASE	2010-03		10,101	12,551			-2,450	

Name	Date Acquired	How Acquired	Date Sold	Purchaser Name	Gross Sales Price	Basis	Basis Method	Sales Expenses	Total (net)	Accumulated Depreciation
CONOCOPHILLIPS	2005-04	PURCHASE	2010-03		2,196	2,729			-533	
CONOCOPHILLIPS	2005-04	PURCHASE	2010-06		163	190			-27	
CVS CAREMARK CORP	2009-11	PURCHASE	2010-06		3,370	3,023			347	
CVS CAREMARK CORP	2009-11	PURCHASE	2010-06		5,319	4,779			540	
EOG RESOURCES INC	2008-11	PURCHASE	2009-11		8,575	7,309			1,266	
EOG RESOURCES INC	2008-11	PURCHASE	2009-11		264	231			33	
EOG RESOURCES INC	2008-11	PURCHASE	2009-11		3,083	2,714			369	
EOG RESOURCES INC	2008-11	PURCHASE	2009-11		6,782	5,985			797	
FRONTIER COMMUNICATIONS	2003-11	PURCHASE	2010-07		2	2				
FRONTIER COMMUNICATIONS	2004-02	PURCHASE	2010-07		3	4			-1	
FRONTIER COMMUNICATIONS	2003-11	PURCHASE	2010-09		409	438			-29	
FRONTIER COMMUNICATIONS	2004-02	PURCHASE	2010-09		612	758			-146	
GENWORTH FINANCIAL INC	2004-05	PURCHASE	2009-10		2,695	4,593			-1,898	
GENWORTH FINANCIAL INC	2004-05	PURCHASE	2009-10		5,322	9,165			-3,843	
GENWORTH FINANCIAL INC	2004-05	PURCHASE	2009-10		7,259	12,499			-5,240	
HALLIBURTON COMPANY	2008-11	PURCHASE	2009-12		4,497	2,638			1,859	
INGERSOLL-RAND PLC	2004-05	PURCHASE	2009-12		6,168	4,723			1,445	
JPMORGAN CHASE & CO	2004-02	PURCHASE	2010-04		138	116			22	
JPMORGAN CHASE & CO	2004-03	PURCHASE	2010-04		6,539	5,965			574	
KIMBERLY-CLARK CORP	2002-12	PURCHASE	2010-08		3,241	2,289			952	
KIMBERLY-CLARK CORP	2002-12	PURCHASE	2010-08		2,193	1,557			636	
KIMBERLY-CLARK CORP	2003-02	PURCHASE	2010-08		3,613	2,525			1,088	
KIMBERLY-CLARK CORP	2003-02	PURCHASE	2010-08		4,182	2,931			1,251	
KIMBERLY-CLARK CORP	2003-02	PURCHASE	2010-08		709	496			213	
KIMBERLY-CLARK CORP	2003-02	PURCHASE	2010-09		1,868	1,262			606	
KIMBERLY-CLARK CORP	2003-11	PURCHASE	2010-09		334	261			73	
KIMBERLY-CLARK CORP	2003-11	PURCHASE	2010-09		3,068	2,408			660	
MERCK & CO INC NEW	2008-12	PURCHASE	2009-12		1,396	917			479	
MICROSOFT CORP	2005-02	PURCHASE	2009-10		9,271	9,796			-525	
MICROSOFT CORP	2005-02	PURCHASE	2009-10		3,825	3,565			260	

Name	Date Acquired	How Acquired	Date Sold	Purchaser Name	Gross Sales Price	Basis	Basis Method	Sales Expenses	Total (net)	Accumulated Depreciation
MICROSOFT CORP	2005-02	PURCHASE	2009-10		5,638	5,149			489	
MICROSOFT CORP	2005-02	PURCHASE	2009-11		9,197	8,503			694	
MICROSOFT CORP	2005-02	PURCHASE	2009-12		151	132			19	
MICROSOFT CORP	2005-06	PURCHASE	2009-12		9,694	8,060			1,634	
NOBLE ENERGY INC	2005-02	PURCHASE	2009-10		5,208	2,424			2,784	
NOBLE ENERGY INC	2005-05	PURCHASE	2009-10		3,665	1,957			1,708	
NOBLE ENERGY INC	2005-05	PURCHASE	2009-12		4,595	2,198			2,397	
NOBLE ENERGY INC	2005-05	PURCHASE	2010-01		5,877	2,575			3,302	
NOBLE ENERGY INC	2005-05	PURCHASE	2010-01		2,877	1,270			1,607	
NOBLE ENERGY INC	2005-05	PURCHASE	2010-02		2,673	1,202			1,471	
NOBLE ENERGY INC	2005-05	PURCHASE	2010-03		3,700	1,717			1,983	
NOBLE ENERGY INC	2005-05	PURCHASE	2010-03		220	103			117	
PHILIP MORRIS INTL INC	2003-03	PURCHASE	2010-09		6,568	1,821			4,747	
PHILIP MORRIS INTL INC	2003-11	PURCHASE	2010-09		445	211			234	
PITNEY BOWES INC	2004-07	PURCHASE	2010-03		4,919	9,117			-4,198	
PITNEY BOWES INC	2004-07	PURCHASE	2010-03		2,663	4,919			-2,256	
RAYTHEON COMPANY	2004-08	PURCHASE	2009-12		9,209	5,899			3,310	
RAYTHEON COMPANY	2004-08	PURCHASE	2010-02		9,120	5,562			3,558	
RAYTHEON COMPANY	2004-08	PURCHASE	2010-06		3,715	2,360			1,355	
RAYTHEON COMPANY	2004-08	PURCHASE	2010-06		1,955	1,247			708	
THE MOSAIC COMPANY	2009-06	PURCHASE	2010-08		3,068	2,483			585	
THE MOSAIC COMPANY	2009-06	PURCHASE	2010-08		3,316	2,618			698	
THE MOSAIC COMPANY	2009-06	PURCHASE	2010-08		3,392	2,708			684	
THE MOSAIC COMPANY	2009-06	PURCHASE	2010-08		3,888	2,979			909	
UNION PACIFIC CORP	2003-11	PURCHASE	2010-02		7,097	3,360			3,737	
UNION PACIFIC CORP	2003-11	PURCHASE	2010-03		1,216	576			640	
UNION PACIFIC CORP	2003-11	PURCHASE	2010-03		2,905	1,373			1,532	
VERIZON COMMUNICATIONS	2003-11	PURCHASE	2010-07		5,939	6,538			-599	
VERIZON COMMUNICATIONS	2004-02	PURCHASE	2010-07		8,895	11,309			-2,414	
VIACOM INC CL B	2004-12	PURCHASE	2009-10		6,888	10,940			-4,052	

Name	Date Acquired	How Acquired	Date Sold	Purchaser Name	Gross Sales Price	Basis	Basis Method	Sales Expenses	Total (net)	Accumulated Depreciation
VIACOM INC CL B	2004-12	PURCHASE	2010-04		7,514	9,153			-1,639	
VIACOM INC CL B	2004-12	PURCHASE	2010-04		1,447	1,765			-318	
VIACOM INC CL B	2004-12	PURCHASE	2010-04		3,930	4,748			-818	
VIACOM INC CL B	2004-12	PURCHASE	2010-04		1,018	1,257			-239	
ABBOTT LABORATORIES	2009-08	PURCHASE	2009-10		978	890			88	
ALEXANDRIA REAL ESTATE	2009-08	PURCHASE	2009-10		801	749			52	
ALLSTATE CORP	2006-03	PURCHASE	2009-10		923	1,636			-713	
ALLSTATE CORP	2006-03	PURCHASE	2009-10		1,385	2,456			-1,071	
AMERICAN WATER WORKS CO	2009-08	PURCHASE	2009-10		1,590	1,624			-34	
AT & T INC	2005-01	PURCHASE	2009-10		1,600	1,423			177	
AT & T INC	2005-01	PURCHASE	2010-09		1,578	1,305			273	
BANK MONTREAL QUEBEC	2009-08	PURCHASE	2009-10		988	967			21	
BANK MONTREAL QUEBEC	2009-08	PURCHASE	2010-06		1,668	1,402			266	
BCE INC	2009-08	PURCHASE	2009-10		485	465			20	
BP PLC SPONS ADR	2009-09	PURCHASE	2010-05		24,165	27,394			-3,229	
BRISTOL MYERS SQUIBB	2009-08	PURCHASE	2010-05		319	306			13	
BRISTOL MYERS SQUIBB CO	2009-08	PURCHASE	2009-10		779	765			14	
CHINA MOBILE LTD SPN ADR	2009-08	PURCHASE	2010-04		19,559	22,324			-2,765	
CMS ENERGY CORP	2009-08	PURCHASE	2009-10		931	901			30	
CMS ENERGY CORP	2009-08	PURCHASE	2010-01		9,044	7,534			1,510	
CMS ENERGY CORP	2009-08	PURCHASE	2010-01		5,964	4,958			1,006	
CMS ENERGY CORP	2009-08	PURCHASE	2010-01		4,911	3,992			919	
CMS ENERGY CORP	2009-08	PURCHASE	2010-01		2,336	1,932			404	
COLGATE PALMOLIVE CO	2009-08	PURCHASE	2009-10		1,523	1,421			102	
COLGATE PALMOLIVE CO	2009-08	PURCHASE	2010-01		12,185	10,657			1,528	
COLGATE PALMOLIVE CO	2009-08	PURCHASE	2010-01		17,296	15,275			2,021	
COLGATE PALMOLIVE CO	2009-08	PURCHASE	2010-01		5,932	5,329			603	
DIAMOND OFFSHORE DRILLNG	2009-09	PURCHASE	2010-07		19,068	27,628			-8,560	
DIAMOND OFFSHORE DRILLNG	2010-04	PURCHASE	2010-07		6,674	9,666			-2,992	
ELI LILLY & CO	2009-11	PURCHASE	2010-06		1,632	1,730			-98	

Name	Date Acquired	How Acquired	Date Sold	Purchaser Name	Gross Sales Price	Basis	Basis Method	Sales Expenses	Total (net)	Accumulated Depreciation
ELI LILLY & CO	2009-11	PURCHASE	2010-08		12,959	13,476			-517	
ENBRIDGE ENERGY PRTNR LP	2009-08	PURCHASE	2009-10		1,123	1,122			1	
ENBRIDGE ENERGY PRTNR LP	2009-08	PURCHASE	2009-10		5,663	5,610			53	
ENBRIDGE ENERGY PRTNR LP	2009-08	PURCHASE	2009-10		10,876	10,772			104	
ENBRIDGE ENERGY PRTNR LP	2009-08	PURCHASE	2009-10		5,437	5,386			51	
ENERGY TRANSFER PARTNERS	2009-08	PURCHASE	2009-10		619	656			-37	
ENERGY TRANSFER PARTNERS	2009-08	PURCHASE	2010-05		3,390	3,501			-111	
ENERPLUS RESOURCES FD TR	2009-08	PURCHASE	2010-06		2,934	2,794			140	
ENTERPRISE PRODUCTS	2009-08	PURCHASE	2009-10		1,669	1,677			-8	
ENTERPRISE PRODUCTS	2009-08	PURCHASE	2010-06		2,254	1,761			493	
GENUINE PARTS CO COM	2009-08	PURCHASE	2009-10		748	721			27	
HCP INC	2009-08	PURCHASE	2010-06		1,659	1,457			202	
HSBC HOLDINGS PLC-SPONS	2009-08	PURCHASE	2009-11		13,251	12,575			676	
HSBC HOLDINGS PLC-SPONS	2009-08	PURCHASE	2009-12		4,688	4,709			-21	
HSBC HOLDINGS PLC-SPONS	2009-08	PURCHASE	2010-08		11,328	11,800			-472	
HUGOTON ROYALTY TRUST	2009-08	PURCHASE	2009-10		4,591	3,826			765	
HUGOTON ROYALTY TRUST	2009-08	PURCHASE	2009-10		6,946	5,847			1,099	
HUGOTON ROYALTY TRUST	2009-08	PURCHASE	2009-10		5,251	4,331			920	
HUGOTON ROYALTY TRUST	2009-08	PURCHASE	2009-10		22,805	18,407			4,398	
JOHNSON & JOHNSON	2009-05	PURCHASE	2009-10		1,200	1,100			100	
JOHNSON & JOHNSON	2009-05	PURCHASE	2010-02		5,708	4,952			756	
KINDER MORGAN ENERGY	2009-08	PURCHASE	2009-10		2,144	2,109			35	
KINDER MORGAN ENERGY	2009-08	PURCHASE	2010-06		1,790	1,423			367	
KRAFT FOODS INC CL A	2009-08	PURCHASE	2009-10		1,163	1,288			-125	
KRAFT FOODS INC CL A	2009-08	PURCHASE	2009-10		26,616	29,201			-2,585	
MCDONALDS CORP	2009-05	PURCHASE	2009-11		5,758	5,284			474	
MCDONALDS CORP	2009-05	PURCHASE	2010-02		4,886	4,403			483	
MCDONALDS CORP	2009-08	PURCHASE	2010-02		977	845			132	
MERCK & CO INC	2009-06	PURCHASE	2009-10		624	526			98	
MERCK & CO INC NEW	2009-06	PURCHASE	2010-09		1,473	1,051			422	

Name	Date Acquired	How Acquired	Date Sold	Purchaser Name	Gross Sales Price	Basis	Basis Method	Sales Expenses	Total (net)	Accumulated Depreciat ion
MICROCHIP TECHNOLOGY INC	2009-08	PURCHASE	2009-10		769	796			-27	
MICROCHIP TECHNOLOGY INC	2009-08	PURCHASE	2009-11		6,674	6,765			-91	
MICROCHIP TECHNOLOGY INC	2009-08	PURCHASE	2010-09		1,063	955			108	
NE UTILITIES	2009-08	PURCHASE	2009-10		1,060	1,044			16	
NE UTILITIES	2009-08	PURCHASE	2010-09		1,054	835			219	
NISOURCE INC	2009-08	PURCHASE	2009-10		747	724			23	
NISOURCE INC	2009-08	PURCHASE	2010-06		1,547	1,355			192	
NYSE EURONEXT	2010-03	PURCHASE	2010-09		1,280	1,239			41	
PAYCHEX INC	2009-08	PURCHASE	2009-10		570	550			20	
PAYCHEX INC	2009-08	PURCHASE	2010-05		1,311	1,237			74	
PAYCHEX INC	2009-08	PURCHASE	2010-06		20,607	19,922			685	
PEPCO HOLDINGS INC	2009-08	PURCHASE	2009-10		658	621			37	
PFIZER INCORPORATED	2009-12	PURCHASE	2010-09		1,032	1,101			-69	
PROCTER & GAMBLE CO	2009-08	PURCHASE	2009-10		1,134	1,041			93	
RR DONNELLEY & SONS CO	2009-08	PURCHASE	2009-10		416	316			100	
SOCIEDAD QUIMICA ADR B	2010-01	PURCHASE	2010-04		11,189	12,745			-1,556	
SOCIEDAD QUIMICA ADR B	2010-01	PURCHASE	2010-04		10,070	11,654			-1,584	
SPECTRA ENERGY CORP	2009-08	PURCHASE	2010-09		880	769			111	
TAIWAN SEMICONDUCTOR MFG	2009-08	PURCHASE	2009-10		739	708			31	
TAIWAN SEMICONDUCTOR MFG	2009-08	PURCHASE	2010-06		1,407	1,417			-10	
TELE NORTE LESTE	2009-09	PURCHASE	2010-09		956	1,305			-349	
TELEFONICA SA	2009-08	PURCHASE	2009-10		5,273	4,776			497	
TELEFONICA SA	2009-08	PURCHASE	2009-11		3,834	3,307			527	
TELEFONICA SA	2009-08	PURCHASE	2009-12		13,526	12,124			1,402	
THOMSON REUTERS CORP	2009-08	PURCHASE	2009-10		1,626	1,662			-36	
THOMSON REUTERS CORP	2009-08	PURCHASE	2010-05		5,577	5,319			258	
THOMSON REUTERS CORP	2009-08	PURCHASE	2010-08		12,185	10,805			1,380	
THOMSON REUTERS CORP	2009-08	PURCHASE	2010-08		11,299	10,472			827	
UNILEVER N V F	2009-08	PURCHASE	2009-10		1,570	1,490			80	
UNILEVER N V F	2009-08	PURCHASE	2010-03		24,529	21,949			2,580	

Name	Date Acquired	How Acquired	Date Sold	Purchaser Name	Gross Sales Price	Basis	Basis Method	Sales Expenses	Total (net)	Accumulated Depreciation
WINDSTREAM CORP	2009-08	PURCHASE	2009-10		1,050	914			136	
WINDSTREAM CORP	2009-08	PURCHASE	2010-09		1,161	784			377	
8BURLINGTON NRTHN SNTA	2008-02	PURCHASE	2010-02		11,300	10,091			1,209	
8BURLINGTON NRTHN SNTA	2008-04	PURCHASE	2010-02		13,400	12,802			598	
ACCENTURE PLC IRELAND	2008-02	PURCHASE	2009-10		15,215	15,062			153	
AFFILIATED COMPUTER SVCS	2008-02	PURCHASE	2009-11		24,232	23,408			824	
AKAMAI TECH INC	2009-12	PURCHASE	2010-07		8,491	4,866			3,625	
ALCON INC	2008-02	PURCHASE	2010-03		15,134	13,494			1,640	
ALCON INC	2008-02	PURCHASE	2010-04		10,821	9,867			954	
ALCON INC	2008-02	PURCHASE	2010-05		11,177	10,737			440	
BARD C R INC	2008-02	PURCHASE	2010-04		5,316	5,991			-675	
EXPEDITORS INTL WASH INC	2008-02	PURCHASE	2010-09		3,777	3,564			213	
GILEAD SCIENCES INC	2008-02	PURCHASE	2010-07		2,897	3,811			-914	
GOLDMAN SACHS GROUP INC	2009-05	PURCHASE	2009-10		5,377	4,262			1,115	
INTEL CORP	2009-09	PURCHASE	2010-09		6,756	7,134			-378	
INTEL CORP	2002-11	PURCHASE	2010-07		11,847	12,116			-269	
INTEL CORP	2002-11	PURCHASE	2010-09		8,472	9,153			-681	
INTEL CORP	2006-01	PURCHASE	2010-09		4,665	5,619			-954	
INTUIT INC	2008-02	PURCHASE	2010-08		9,735	6,698			3,037	
ITT CORP	2008-02	PURCHASE	2010-01		12,179	14,065			-1,886	
OMNICOM GROUP	2008-02	PURCHASE	2009-10		5,123	6,370			-1,247	
OMNICOM GROUP	2008-02	PURCHASE	2010-03		3,517	4,095			-578	
PARKER HANNIFIN CORP	2008-02	PURCHASE	2010-03		13,000	13,919			-919	
PARKER HANNIFIN CORP	2008-02	PURCHASE	2010-05		18,330	17,734			596	
QUEST DIAGNOSTICS INC	2008-02	PURCHASE	2009-10		7,957	6,812			1,145	
QUEST DIAGNOSTICS INC	2008-02	PURCHASE	2010-08		16,722	17,989			-1,267	
RAYTHEON COMPANY	2008-02	PURCHASE	2010-01		10,643	13,227			-2,584	
RAYTHEON COMPANY	2008-07	PURCHASE	2010-01		7,755	8,095			-340	
SCHLUMBERGER LTD	2008-02	PURCHASE	2010-02		8,511	12,615			-4,104	
SCHLUMBERGER LTD	2008-03	PURCHASE	2010-02		1,641	2,339			-698	

Name	Date Acquired	How Acquired	Date Sold	Purchaser Name	Gross Sales Price	Basis	Basis Method	Sales Expenses	Total (net)	Accumulated Depreciation
STANLEY BLACK & DECKER	2008-02	PURCHASE	2010-05		18,613	14,829			3,784	
STANLEY WORKS COMMON	2008-02	PURCHASE	2010-02		12,234	11,284			950	
XEROX CORP	2008-02	PURCHASE	2009-11		19,318	36,863			-17,545	
XTO ENERGY INC	2008-02	PURCHASE	2010-02		33,678	46,336			-12,658	

**TY 2009 Investments Corporate
Bonds Schedule**

Name: BERTHA RUSS LYTEL FOUNDATION
EIN: 94-2271250

Name of Bond	End of Year Book Value	End of Year Fair Market Value
WF INV 3046 CORP BD	425,525	369,420

**TY 2009 Investments Corporate
Stock Schedule****Name:** BERTHA RUSS LYTEL FOUNDATION**EIN:** 94-2271250

Name of Stock	End of Year Book Value	End of Year Fair Market Value
WF INV 3046 PREF STK	5,899,732	5,717,092
WF INV 9433	1,063,408	1,224,694
WF INV 0064	1,096,604	1,111,465
WF INV 8640	853,338	1,341,403
WF INV 4711	1,294,030	1,291,775

TY 2009 Investments - Other Schedule

Name: BERTHA RUSS LYTEL FOUNDATION

EIN: 94-2271250

Category/ Item	Listed at Cost or FMV	Book Value	End of Year Fair Market Value
WF INV 3046 ANNUITY	AT COST	800,000	640,352
WELLS FARGO INV 3046 MUTUAL FUNDS	AT COST	195,945	159,983

TY 2009 Land, Etc. Schedule

Name: BERTHA RUSS LYTEL FOUNDATION

EIN: 94-2271250

Category / Item	Cost / Other Basis	Accumulated Depreciation	Book Value	End of Year Fair Market Value
ORIGINAL COST	982,699	245,766	736,933	
LAND	135,065		135,065	6,600,000

TY 2009 Legal Fees Schedule

Name: BERTHA RUSS LYTEL FOUNDATION

EIN: 94-2271250

Category	Amount	Net Investment Income	Adjusted Net Income	Disbursements for Charitable Purposes
LEGAL FEES	10,618			

TY 2009 Other Assets Schedule

Name: BERTHA RUSS LYTEL FOUNDATION

EIN: 94-2271250

Description	Beginning of Year - Book Value	End of Year - Book Value	End of Year - Fair Market Value
ROUNDING	-5	-1	-5

TY 2009 Other Expenses Schedule**Name:** BERTHA RUSS LYTEL FOUNDATION**EIN:** 94-2271250

Description	Revenue and Expenses per Books	Net Invest ment Income	Adjusted Net Income	Disbursements for Charitable Purposes
RANCH RENTS				
RANCH SUPPLIES	405	405	405	
EXPENSES				
BANK SERVICE CHARGES	209	209		
DUES AND SUBSCRIPTIONS	500			500
LIABILITY INSURANCE	5,465	2,733		2,732
LICENSES AND PERMITS	941			941
POSTAGE AND DELIVERY	198			198
TELEPHONE	349			349
MEALS	865			865
OFFICE SUPPLIES	311			311

TY 2009 Other Income Schedule

Name: BERTHA RUSS LYTEL FOUNDATION

EIN: 94-2271250

Description	Revenue And Expenses Per Books	Net Invest ment Income	Adjusted Net Income
VARIOUS	16,744		16,744

TY 2009 Other Liabilities Schedule

Name: BERTHA RUSS LYTEL FOUNDATION

EIN: 94-2271250

Description	Beginning of Year - Book Value	End of Year - Book Value
EXCISE TAX PAYABLE		3,853

TY 2009 Other Professional Fees Schedule

Name: BERTHA RUSS LYTEL FOUNDATION

EIN: 94-2271250

Category	Amount	Net Investment Income	Adjusted Net Income	Disbursements for Charitable Purposes
PROFESSIONAL FEES APPRAISALS	23,789	23,789		
CONSULTING	72,664	72,664		

TY 2009 Taxes Schedule

Name: BERTHA RUSS LYTEL FOUNDATION

EIN: 94-2271250

Category	Amount	Net Investment Income	Adjusted Net Income	Disbursements for Charitable Purposes
EXCISE TAXES	9,341	9,341		
TAXES - OTHER	2,147	2,147		
FRANCHISE TAX BOARD	10			10