



See a Social Security Number? Say Something!  
Report Privacy Problems to <https://public.resource.org/privacy>  
Or call the IRS Identity Theft Hotline at 1-800-908-4490



Form **990-PF**

Department of the Treasury  
Internal Revenue Service

Return of Private Foundation  
or Section 4947(a)(1) Nonexempt Charitable Trust  
Treated as a Private Foundation

**Note.** The foundation may be able to use a copy of this return to satisfy state reporting requirements

OMB No 1545-0052  
**2009**

For calendar year 2009, or tax year beginning 10-01-2009 , and ending 09-30-2010

G

Check all that apply

☐ Initial return

☐ Initial return of a former public charity

☐ Final return

☐ Amended return

☐ Address change

☐ Name change

|  |   |  |  |  |
|--|---|--|--|--|
| Use the IRS label. Otherwise, print or type. See Specific Instructions.  | Name of foundation<br>WM & CATHERINE BRYCE MEMORIAL FUND<br>R76863001 8336041700  |  | A Employer identification number<br>75-6013845   |  |
|  | Number and street (or P O box number if mail is not delivered to street address) Room/suite<br>C/O JPMORGAN CHASE BANKNAPO BOX 3038 |  | B Telephone number (see page 10 of the instructions)<br>(414) 977-1210   |  |
|  | City or town, state, and ZIP code<br>MILWAUKEE, WI 53201  |  | C If exemption application is pending, check here <input type="checkbox"/><br>D 1. Foreign organizations, check here <input type="checkbox"/><br>2. Foreign organizations meeting the 85% test, check here and attach computation <input type="checkbox"/> |  |
| H Check type of organization <input checked="" type="checkbox"/> Section 501(c)(3) exempt private foundation<br><input type="checkbox"/> Section 4947(a)(1) nonexempt charitable trust <input type="checkbox"/> Other taxable private foundation |   |  | E If private foundation status was terminated under section 507(b)(1)(A), check here <input type="checkbox"/><br>F If the foundation is in a 60-month termination under section 507(b)(1)(B), check here <input type="checkbox"/>                          |  |
| I Fair market value of all assets at end of year (from Part II, col. (c), line 16) \$ 17,395,708   |   | J Accounting method <input checked="" type="checkbox"/> Cash <input type="checkbox"/> Accrual<br><input type="checkbox"/> Other (specify)<br>(Part I, column (d) must be on cash basis.) |  |  |

| Part I Analysis of Revenue and Expenses (The total of amounts in columns (b), (c), and (d) may not necessarily equal the amounts in column (a) (see page 11 of the instructions) ) |  | (a) Revenue and expenses per books | (b) Net investment income | (c) Adjusted net income | (d) Disbursements for charitable purposes (cash basis only) |
|--|--|------------------------------------|---------------------------|-------------------------|---|
| Revenue  | 1 Contributions, gifts, grants, etc , received (attach schedule)                                     |                                    |                           |                         |   |
|  | 2 Check <input checked="" type="checkbox"/> if the foundation is <b>not</b> required to attach Sch B |                                    |                           |                         |   |
|  | 3 Interest on savings and temporary cash investments   | 1,012                              |                           |                         |   |
|  | 4 Dividends and interest from securities. . . . .  | 397,919                            | 397,919                   |                         |   |
|  | 5a Gross rents . . . . .   | 37,377                             | 37,377                    |                         |   |
|  | b Net rental income or (loss) 4,580  |                                    |                           |                         |   |
|  | 6a Net gain or (loss) from sale of assets not on line 10   | 154,717                            |                           |                         |   |
|  | b Gross sales price for all assets on line 6a 6,651,825  |                                    |                           |                         |   |
|  | 7 Capital gain net income (from Part IV , line 2) . . . .  |                                    | 154,717                   |                         |   |
|  | 8 Net short-term capital gain . . . . .  |                                    |                           |                         |   |
|  | 9 Income modifications . . . . .   |                                    |                           |                         |   |
|  | 10a Gross sales less returns and allowances  |                                    |                           |                         |   |
| Operating and Administrative Expenses  | b Less Cost of goods sold . . . . .  |                                    |                           |                         |   |
|  | c Gross profit or (loss) (attach schedule) . . . . .   |                                    |                           |                         |   |
|  | 11 Other income (attach schedule) . . . . .  | 3,672                              | 3,672                     |                         |   |
|  | 12 Total. Add lines 1 through 11 . . . . .   | 594,697                            | 593,685                   |                         |   |
|  | 13 Compensation of officers, directors, trustees, etc  | 116,002                            | 87,001                    |                         | 29,001  |
|  | 14 Other employee salaries and wages . . . . .   |                                    |                           |                         |   |
|  | 15 Pension plans, employee benefits . . . . .  |                                    |                           |                         |   |
|  | 16a Legal fees (attach schedule) . . . . .   | 2,240                              | 2,240                     |                         | 0   |
|  | b Accounting fees (attach schedule) . . . . .  | 1,305                              | 0                         |                         | 1,305   |
|  | c Other professional fees (attach schedule) . . . . .  |                                    |                           |                         |   |
|  | 17 Interest . . . . .  |                                    |                           |                         |   |
|  | 18 Taxes (attach schedule) (see page 14 of the instructions)   | 32,906                             | 27,406                    |                         | 0   |
|  | 19 Depreciation (attach schedule) and depletion . . . .  |                                    |                           |                         |   |
|  | 20 Occupancy . . . . .   |                                    |                           |                         |   |
|  | 21 Travel, conferences, and meetings . . . . .   |                                    |                           |                         |   |
|  | 22 Printing and publications . . . . .   |                                    |                           |                         |   |
|  | 23 Other expenses (attach schedule) . . . . .  | 15,222                             | 15,222                    |                         | 0   |
|  | 24 Total operating and administrative expenses. Add lines 13 through 23 . . . . .                    | 167,675                            | 131,869                   |                         | 30,306  |
|  | 25 Contributions, gifts, grants paid . . . . .   | 665,000                            |                           |                         | 665,000   |
|  | 26 Total expenses and disbursements. Add lines 24 and 25   | 832,675                            | 131,869                   |                         | 695,306   |
|  | 27 Subtract line 26 from line 12   |                                    |                           |                         |   |
|  | a Excess of revenue over expenses and disbursements  | -237,978                           |                           |                         |   |
|  | b Net investment income (if negative, enter -0-)   |                                    | 461,816                   |                         |   |
|  | c Adjusted net income (if negative, enter -0-)   |                                    |                           |                         |   |

Part II

Balance Sheets

Attached schedules and amounts in the description column should be for end-of-year amounts only (See instructions)

|                             |     | Beginning of year  | End of year    |                       |
|-----------------------------|-----|--|----------------|-----------------------|
|                             |     | (a) Book Value   | (b) Book Value | (c) Fair Market Value |
| Assets                      | 1   | Cash—non-interest-bearing . . . . .  | 258,280        | 258,280               |
|                             | 2   | Savings and temporary cash investments . . . . .   | 1,620,476      | 88,796                |
|                             | 3   | Accounts receivable ▶ _____<br>Less allowance for doubtful accounts ▶ _____  |                |                       |
|                             | 4   | Pledges receivable ▶ _____<br>Less allowance for doubtful accounts ▶ _____   |                |                       |
|                             | 5   | Grants receivable . . . . .  |                |                       |
|                             | 6   | Receivables due from officers, directors, trustees, and other disqualified persons (attach schedule) (see page 15 of the instructions) . . . . . |                |                       |
|                             | 7   | Other notes and loans receivable (attach schedule) ▶ _____<br>Less allowance for doubtful accounts ▶ _____                                       |                |                       |
|                             | 8   | Inventories for sale or use . . . . .  |                |                       |
|                             | 9   | Prepaid expenses and deferred charges . . . . .  |                |                       |
|                             | 10a | Investments—U S and state government obligations (attach schedule)   |                |                       |
|                             | b   | Investments—corporate stock (attach schedule) . . . . .  | 5,018,633      | 7,037,660             |
|                             | c   | Investments—corporate bonds (attach schedule). . . . .   | 7,472,871      | 5,489,989             |
|                             | 11  | Investments—land, buildings, and equipment basis ▶ _____<br>Less accumulated depreciation (attach schedule) ▶ _____                              |                |                       |
|                             | 12  | Investments—mortgage loans . . . . .   |                |                       |
|                             | 13  | Investments—other (attach schedule) . . . . .  | 0              | 1,000,000             |
|                             | 14  | Land, buildings, and equipment basis ▶ _____ 570,457<br>Less accumulated depreciation (attach schedule) ▶ _____                                  | 570,457        | 570,457               |
| Liabilities                 | 15  | Other assets (describe ▶ _____)  | 2              | 2                     |
|                             | 16  | Total assets (to be completed by all filers—see the instructions Also, see page 1, item I)   | 14,682,439     | 14,445,184            |
|                             | 17  | Accounts payable and accrued expenses . . . . .  |                |                       |
|                             | 18  | Grants payable . . . . .   |                |                       |
|                             | 19  | Deferred revenue . . . . .   |                |                       |
|                             | 20  | Loans from officers, directors, trustees, and other disqualified persons   |                |                       |
|                             | 21  | Mortgages and other notes payable (attach schedule) . . . . .  |                |                       |
|                             | 22  | Other liabilities (describe ▶ _____)   |                |                       |
|                             | 23  | Total liabilities (add lines 17 through 22) . . . . .  | 0              | 0                     |
| Net Assets or Fund Balances |     | Foundations that follow SFAS 117, check here ▶ <input type="checkbox"/> and complete lines 24 through 26 and lines 30 and 31.                    |                |                       |
|                             | 24  | Unrestricted . . . . .   |                |                       |
|                             | 25  | Temporarily restricted . . . . .   |                |                       |
|                             | 26  | Permanently restricted . . . . .   |                |                       |
|                             |     | Foundations that do not follow SFAS 117, check here ▶ <input checked="" type="checkbox"/> and complete lines 27 through 31.                      |                |                       |
|                             | 27  | Capital stock, trust principal, or current funds . . . . .   | 14,682,439     | 14,445,184            |
|                             | 28  | Paid-in or capital surplus, or land, bldg , and equipment fund   | 0              | 0                     |
|                             | 29  | Retained earnings, accumulated income, endowment, or other funds   | 0              | 0                     |
|                             | 30  | Total net assets or fund balances (see page 17 of the instructions) . . . . .  | 14,682,439     | 14,445,184            |
|                             | 31  | Total liabilities and net assets/fund balances (see page 17 of the instructions) . . . . .   | 14,682,439     | 14,445,184            |

Part III

Analysis of Changes in Net Assets or Fund Balances

|   |  |   |            |
|---|--|---|------------|
| 1 | Total net assets or fund balances at beginning of year—Part II, column (a), line 30 (must agree with end-of-year figure reported on prior year’s return) . . . . . | 1 | 14,682,439 |
| 2 | Enter amount from Part I, line 27a . . . . .   | 2 | -237,978   |
| 3 | Other increases not included in line 2 (itemize) ▶ _____   | 3 | 1,892      |
| 4 | Add lines 1, 2, and 3 . . . . .  | 4 | 14,446,353 |
| 5 | Decreases not included in line 2 (itemize) ▶ _____   | 5 | 1,169      |
| 6 | Total net assets or fund balances at end of year (line 4 minus line 5)—Part II, column (b), line 30 . . . . .  | 6 | 14,445,184 |

Part IV

Capital Gains and Losses for Tax on Investment Income

|   |  |  |                                      |                                  |
|---|--|--|--------------------------------------|----------------------------------|
| (a) List and describe the kind(s) of property sold (e g , real estate, 2-story brick warehouse, or common stock, 200 shs MLC Co ) |  | (b) How acquired<br>P—Purchase<br>D—Donation | (c) Date acquired<br>(mo , day, yr ) | (d) Date sold<br>(mo , day, yr ) |
| 1 a   | SALES IN ACCOUNT OF PUBLICLY TRADED SECURITIES |  |                                      |                                  |
| b   | CLASS ACTION SETTLEMENT                        |  | P                                    |                                  |
| c   | Capital Gains Dividends                        |  | P                                    |                                  |
| d   |  |  |                                      |                                  |
| e   |  |  |                                      |                                  |

|                       |  |   |  |
|-----------------------|--|---|--|
| (e) Gross sales price | (f) Depreciation allowed<br>(or allowable) | (g) Cost or other basis<br>plus expense of sale | (h) Gain or (loss)<br>(e) plus (f) minus (g) |
| a 6,648,912           |  | 6,497,108                                       | 151,804                                      |
| b 2,751               |  |   | 2,751  |
| c 162                 |  |   | 162  |
| d                     |  |   |  |
| e                     |  |   |  |

Complete only for assets showing gain in column (h) and owned by the foundation on 12/31/69

|                          |                                      |   |  |
|--------------------------|--------------------------------------|---|--|
| (i) F M V as of 12/31/69 | (j) Adjusted basis<br>as of 12/31/69 | (k) Excess of col (i)<br>over col (j), if any | (l) Gains (Col (h) gain minus<br>col (k), but not less than -0-) or<br>Losses (from col (h)) |
| a                        |                                      |   | 151,804  |
| b                        |                                      |   | 2,751  |
| c                        |                                      |   | 162  |
| d                        |                                      |   |  |
| e                        |                                      |   |  |

|   |   |   |         |
|---|---|---|---------|
| 2 Capital gain net income or (net capital loss)   | { If gain, also enter in Part I, line 7<br>If (loss), enter -0- in Part I, line 7 } | 2 | 154,717 |
| 3 Net short-term capital gain or (loss) as defined in sections 1222(5) and (6)<br><br>If gain, also enter in Part I, line 8, column (c) (see pages 13 and 17 of the instructions)<br>If (loss), enter -0- in Part I, line 8 . . . . . |   | 3 |         |

Part V

Qualification Under Section 4940(e) for Reduced Tax on Net Investment Income

(For optional use by domestic private foundations subject to the section 4940(a) tax on net investment income )

If section 4940(d)(2) applies, leave this part blank

Was the foundation liable for the section 4942 tax on the distributable amount of any year in the base period? ☐ Yes ☒ No  
If "Yes," the foundation does not qualify under section 4940(e) Do not complete this part

1 Enter the appropriate amount in each column for each year, see page 18 of the instructions before making any entries

|  |  |  |   |
|--|--|--|---|
| (a)<br>Base period years Calendar<br>year (or tax year beginning in) | (b)<br>Adjusted qualifying distributions | (c)<br>Net value of noncharitable-use assets | (d)<br>Distribution ratio<br>(col (b) divided by col (c)) |
| 2008   | 779,611                                  | 12,706,904                                   | 0 061353  |
| 2007   | 678,312                                  | 16,035,181                                   | 0 042301  |
| 2006   | 818,218                                  | 16,585,650                                   | 0 049333  |
| 2005   | 830,586                                  | 15,658,384                                   | 0 053044  |
| 2004   | 627,562                                  | 15,396,894                                   | 0 040759  |

|  |   |            |
|--|---|------------|
| 2 Total of line 1, column (d). . . . .   | 2 | 0 246790   |
| 3 Average distribution ratio for the 5-year base period—divide the total on line 2 by 5, or by the number of years the foundation has been in existence if less than 5 years . . . . | 3 | 0 049358   |
| 4 Enter the net value of noncharitable-use assets for 2009 from Part X, line 5. . . . .  | 4 | 15,100,067 |
| 5 Multiply line 4 by line 3. . . . .   | 5 | 745,309    |
| 6 Enter 1% of net investment income (1% of Part I, line 27b). . . . .  | 6 | 4,618      |
| 7 Add lines 5 and 6. . . . .   | 7 | 749,927    |
| 8 Enter qualifying distributions from Part XII, line 4. . . . .  | 8 | 695,306    |

If line 8 is equal to or greater than line 7, check the box in Part VI, line 1b, and complete that part using a 1% tax rate See the Part VI instructions on page 18

Part VIExcise Tax Based on Investment Income (Section 4940(a), 4940(b), 4940(e), or 4948—see page 18 of the instructions)

|    |  |   |       |          |        |
|----|--|---|-------|----------|--------|
| 1a |  | Exempt operating foundations described in section 4940(d)(2), check here <input type="checkbox"/> and enter "N/A" on line 1                               |       |          |        |
|    |  | Date of ruling or determination letter _____ (attach copy of letter if necessary—see instructions)  |       |          |        |
| b  |  | Domestic foundations that meet the section 4940(e) requirements in Part V, check here <input type="checkbox"/> and enter 1% of Part I, line 27b . . . . . |       | 1        | 9,236  |
| c  |  | All other domestic foundations enter 2% of line 27b Exempt foreign organizations enter 4% of Part I, line 12, col (b)                                     |       |          |        |
| 2  |  | Tax under section 511 (domestic section 4947(a)(1) trusts and taxable foundations only Others enter -0-)  |       | 2        | 0      |
| 3  |  | Add lines 1 and 2. . . . .  |       | 3        | 9,236  |
| 4  |  | Subtitle A (income) tax (domestic section 4947(a)(1) trusts and taxable foundations only Others enter -0-)  |       | 4        | 0      |
| 5  |  | Tax based on investment income. Subtract line 4 from line 3 If zero or less, enter -0- . . . . .  |       | 5        | 9,236  |
| 6  |  | Credits/Payments  |       |          |        |
| a  |  | 2009 estimated tax payments and 2008 overpayment credited to 2009   | 6a    | 10,500   |        |
| b  |  | Exempt foreign organizations—tax withheld at source . . . . .   | 6b    |          |        |
| c  |  | Tax paid with application for extension of time to file (Form 8868)   | 6c    |          |        |
| d  |  | Backup withholding erroneously withheld . . . . .   | 6d    |          |        |
| 7  |  | Total credits and payments Add lines 6a through 6d. . . . .   |       | 7        | 10,500 |
| 8  |  | Enter any penalty for underpayment of estimated tax Check here <input checked="" type="checkbox"/> if Form 2220 is attached                               |       | 8        |        |
| 9  |  | Tax due. If the total of lines 5 and 8 is more than line 7, enter amount owed . . . . .   |       | 9        |        |
| 10 |  | Overpayment. If line 7 is more than the total of lines 5 and 8, enter the amount overpaid. . . . .  |       | 10       | 1,264  |
| 11 |  | Enter the amount of line 10 to be Credited to 2010 estimated tax  | 1,264 | Refunded | 0      |

Part VII-AStatements Regarding Activities

|    |   |    |     |    |
|----|---|----|-----|----|
| 1a | During the tax year, did the foundation attempt to influence any national, state, or local legislation or did it participate or intervene in any political campaign? . . . . .  |    | Yes | No |
|    |   | 1a |     | No |
| b  | Did it spend more than \$100 during the year (either directly or indirectly) for political purposes (see page 19 of the instructions for definition)? . . . . .   |    |     | No |
|    | If the answer is "Yes" to 1a or 1b, attach a detailed description of the activities and copies of any materials published or distributed by the foundation in connection with the activities.   |    |     |    |
| c  | Did the foundation file Form 1120-POL for this year?. . . . .   | 1c |     | No |
| d  | Enter the amount (if any) of tax on political expenditures (section 4955) imposed during the year<br>(1) On the foundation  \$ 0 (2) On foundation managers  \$ 0   |    |     |    |
| e  | Enter the reimbursement (if any) paid by the foundation during the year for political expenditure tax imposed on foundation managers  \$ 0  |    |     |    |
| 2  | Has the foundation engaged in any activities that have not previously been reported to the IRS? . . . . .<br>If "Yes," attach a detailed description of the activities.   | 2  |     | No |
| 3  | Has the foundation made any changes, not previously reported to the IRS, in its governing instrument, articles of incorporation, or bylaws, or other similar instruments? If "Yes," attach a conformed copy of the changes . . . . .  | 3  |     | No |
| 4a | Did the foundation have unrelated business gross income of \$1,000 or more during the year?. . . . .  | 4a |     | No |
| b  | If "Yes," has it filed a tax return on Form 990-T for this year?. . . . .   | 4b |     |    |
| 5  | Was there a liquidation, termination, dissolution, or substantial contraction during the year? . . . . .<br>If "Yes," attach the statement required by General Instruction T.   | 5  |     | No |
| 6  | Are the requirements of section 508(e) (relating to sections 4941 through 4945) satisfied either<br>• By language in the governing instrument, or<br>• By state legislation that effectively amends the governing instrument so that no mandatory directions that conflict with the state law remain in the governing instrument? . . . . . | 6  | Yes |    |
| 7  | Did the foundation have at least \$5,000 in assets at any time during the year? If "Yes," complete Part II, col (c), and Part XV  | 7  | Yes |    |
| 8a | Enter the states to which the foundation reports or with which it is registered (see page 19 of the instructions)  TX   |    |     |    |
| b  | If the answer is "Yes" to line 7, has the foundation furnished a copy of Form 990-PF to the Attorney General (or designate) of each state as required by General Instruction G? If "No," attach explanation .   | 8b | Yes |    |
| 9  | Is the foundation claiming status as a private operating foundation within the meaning of section 4942(j)(3) or 4942(j)(5) for calendar year 2009 or the taxable year beginning in 2009 (see instructions for Part XIV on page 27)? If "Yes," complete Part XIV . . . . .   | 9  |     | No |
| 10 | Did any persons become substantial contributors during the tax year? If "Yes," attach a schedule listing their names and addresses  | 10 |     | No |

Part VII-A

Statements Regarding Activities (continued)

|    |   |    |     |    |
|----|---|----|-----|----|
| 11 | At any time during the year, did the foundation, directly or indirectly, own a controlled entity within the meaning of section 512(b)(13)? If "Yes," attach schedule (see page 20 of the instructions). | 11 |     | No |
| 12 | Did the foundation acquire a direct or indirect interest in any applicable insurance contract before August 17, 2008?   | 12 |     | No |
| 13 | Did the foundation comply with the public inspection requirements for its annual returns and exemption application?<br>Website address N/A  | 13 | Yes |    |
| 14 | The books are in care of JPMORGAN CHASE BANK NA Telephone no (817) 856-5118<br>Located at 420 THROCKMORTON FORT WORTH TX ZIP+4 76102  |    |     |    |
| 15 | Section 4947(a)(1) nonexempt charitable trusts filing Form 990-PF in lieu of Form 1041 —Check here and enter the amount of tax-exempt interest received or accrued during the year.                     |    |     |    |
|    |   | 15 |     |    |

Part VII-B

Statements Regarding Activities for Which Form 4720 May Be Required

|   |   |    |     |    |
|---|---|----|-----|----|
| File Form 4720 if any item is checked in the "Yes" column, unless an exception applies. |   |    | Yes | No |
| 1a  | During the year did the foundation (either directly or indirectly)<br>(1) Engage in the sale or exchange, or leasing of property with a disqualified person? Yes No<br>(2) Borrow money from, lend money to, or otherwise extend credit to (or accept it from) a disqualified person?. Yes No<br>(3) Furnish goods, services, or facilities to (or accept them from) a disqualified person? Yes No<br>(4) Pay compensation to, or pay or reimburse the expenses of, a disqualified person? Yes No<br>(5) Transfer any income or assets to a disqualified person (or make any of either available for the benefit or use of a disqualified person)?. Yes No<br>(6) Agree to pay money or property to a government official? (Exception. Check "No" if the foundation agreed to make a grant to or to employ the official for a period after termination of government service, if terminating within 90 days ). Yes No |    |     |    |
| b   | If any answer is "Yes" to 1a(1)–(6), did any of the acts fail to qualify under the exceptions described in Regulations section 53.4941(d)-3 or in a current notice regarding disaster assistance (see page 20 of the instructions)?. Organizations relying on a current notice regarding disaster assistance check here.  | 1b |     | No |
| c   | Did the foundation engage in a prior year in any of the acts described in 1a, other than excepted acts, that were not corrected before the first day of the tax year beginning in 2009?.  | 1c |     | No |
| 2   | Taxes on failure to distribute income (section 4942) (does not apply for years the foundation was a private operating foundation defined in section 4942(j)(3) or 4942(j)(5))   |    |     |    |
| a   | At the end of tax year 2009, did the foundation have any undistributed income (lines 6d and 6e, Part XIII) for tax year(s) beginning before 2009?. If "Yes," list the years 20____, 20____, 20____, 20____  |    |     |    |
| b   | Are there any years listed in 2a for which the foundation is not applying the provisions of section 4942(a)(2) (relating to incorrect valuation of assets) to the year's undistributed income? (If applying section 4942(a)(2) to all years listed, answer "No" and attach statement—see page 20 of the instructions ).   | 2b |     |    |
| c   | If the provisions of section 4942(a)(2) are being applied to any of the years listed in 2a, list the years here 20____, 20____, 20____, 20____  |    |     |    |
| 3a  | Did the foundation hold more than a 2% direct or indirect interest in any business enterprise at any time during the year?. Yes No  |    |     |    |
| b   | If "Yes," did it have excess business holdings in 2009 as a result of (1) any purchase by the foundation or disqualified persons after May 26, 1969, (2) the lapse of the 5-year period (or longer period approved by the Commissioner under section 4943(c)(7)) to dispose of holdings acquired by gift or bequest, or (3) the lapse of the 10-, 15-, or 20-year first phase holding period? (Use Schedule C, Form 4720, to determine if the foundation had excess business holdings in 2009.).  | 3b |     |    |
| 4a  | Did the foundation invest during the year any amount in a manner that would jeopardize its charitable purposes?   | 4a |     | No |
| b   | Did the foundation make any investment in a prior year (but after December 31, 1969) that could jeopardize its charitable purpose that had not been removed from jeopardy before the first day of the tax year beginning in 2009?   | 4b |     | No |

Part VII-B

Statements Regarding Activities for Which Form 4720 May Be Required (continued)

|    |   |                              |  |    |
|----|---|------------------------------|--|----|
| 5a | During the year did the foundation pay or incur any amount to   |                              |  |    |
|    | (1) Carry on propaganda, or otherwise attempt to influence legislation (section 4945(e))?   | <input type="checkbox"/> Yes | <input checked="" type="checkbox"/> No |    |
|    | (2) Influence the outcome of any specific public election (see section 4955), or to carry on, directly or indirectly, any voter registration drive?   | <input type="checkbox"/> Yes | <input checked="" type="checkbox"/> No |    |
|    | (3) Provide a grant to an individual for travel, study, or other similar purposes?  | <input type="checkbox"/> Yes | <input checked="" type="checkbox"/> No |    |
|    | (4) Provide a grant to an organization other than a charitable, etc , organization described in section 509(a)(1), (2), or (3), or section 4940(d)(2)? (see page 22 of the instructions).   | <input type="checkbox"/> Yes | <input checked="" type="checkbox"/> No |    |
|    | (5) Provide for any purpose other than religious, charitable, scientific, literary, or educational purposes, or for the prevention of cruelty to children or animals?   | <input type="checkbox"/> Yes | <input checked="" type="checkbox"/> No |    |
| b  | If any answer is "Yes" to 5a(1)–(5), did <b>any</b> of the transactions fail to qualify under the exceptions described in Regulations section 53.4945 or in a current notice regarding disaster assistance (see page 22 of the instructions)? Organizations relying on a current notice regarding disaster assistance check here. | 5b                           |  |    |
| c  | If the answer is "Yes" to question 5a(4), does the foundation claim exemption from the tax because it maintained expenditure responsibility for the grant?<br><i>If "Yes," attach the statement required by Regulations section 53.4945–5(d).</i>   | <input type="checkbox"/> Yes | <input type="checkbox"/> No            |    |
| 6a | Did the foundation, during the year, receive any funds, directly or indirectly, to pay premiums on a personal benefit contract?   | <input type="checkbox"/> Yes | <input checked="" type="checkbox"/> No |    |
| b  | Did the foundation, during the year, pay premiums, directly or indirectly, on a personal benefit contract?<br><i>If "Yes" to 6b, file Form 8870.</i>  | 6b                           |  | No |
| 7a | At any time during the tax year, was the foundation a party to a prohibited tax shelter transaction?  | <input type="checkbox"/> Yes | <input checked="" type="checkbox"/> No |    |
| b  | If yes, did the foundation receive any proceeds or have any net income attributable to the transaction?   | 7b                           |  |    |

Part VIII

Information About Officers, Directors, Trustees, Foundation Managers, Highly Paid Employees, and Contractors

|  |   |   |   |                                       |
|--|---|---|---|---------------------------------------|
| 1 List all officers, directors, trustees, foundation managers and their compensation (see page 22 of the instructions).                        |   |   |   |                                       |
| (a) Name and address   | (b) Title, and average hours per week devoted to position | (c) Compensation (If not paid, enter -0-) | (d) Contributions to employee benefit plans and deferred compensation | (e) Expense account, other allowances |
| JPMORGAN CHASE BANK NA<br>PO BOX 3038<br>MILWAUKEE, WI 53201   | TRUSTEE<br>20 00  | 116,002                                   | 0   | 0                                     |
| 2 Compensation of five highest-paid employees (other than those included on line 1—see page 23 of the instructions).<br>If none, enter "NONE." |   |   |   |                                       |
| (a) Name and address of each employee paid more than \$50,000  | (b) Title, and average hours per week devoted to position | (c) Compensation                          | (d) Contributions to employee benefit plans and deferred compensation | (e) Expense account, other allowances |
| NONE   |   |   |   |                                       |
|  |   |   |   |                                       |
|  |   |   |   |                                       |
|  |   |   |   |                                       |
|  |   |   |   |                                       |
|  |   |   |   |                                       |
|  |   |   |   |                                       |
|  |   |   |   |                                       |
|  |   |   |   |                                       |
| Total number of other employees paid over \$50,000.  |   |   |   | 0                                     |

Part VIII

Information About Officers, Directors, Trustees, Foundation Managers, Highly Paid Employees, and Contractors (continued)

| 3 Five highest-paid independent contractors for professional services (see page 23 of the instructions). If none, enter "NONE". |                     |                  |
|---|---------------------|------------------|
| (a) Name and address of each person paid more than \$50,000   | (b) Type of service | (c) Compensation |
| NONE  |                     |                  |
|   |                     |                  |
|   |                     |                  |
|   |                     |                  |
|   |                     |                  |
|   |                     |                  |
|   |                     |                  |
|   |                     |                  |
|   |                     |                  |
| Total number of others receiving over \$50,000 for professional services. . . . .   |                     | 0                |

Part IX-A

Summary of Direct Charitable Activities

| List the foundation's four largest direct charitable activities during the tax year. Include relevant statistical information such as the number of organizations and other beneficiaries served, conferences convened, research papers produced, etc. | Expenses |
|--|----------|
| 1 N/A  | 0        |
| 2  |          |
|  |          |
|  |          |
| 3  |          |
|  |          |
|  |          |
|  |          |
| 4  |          |
|  |          |
|  |          |

Part IX-B

Summary of Program-Related Investments (see page 23 of the instructions)

| Describe the two largest program-related investments made by the foundation during the tax year on lines 1 and 2 | Amount |
|--|--------|
| 1 N/A  | 0      |
| 2  |        |
|  |        |
|  |        |
| All other program-related investments. See page 24 of the instructions.  |        |
| 3  | 0      |
| Total. Add lines 1 through 3. . . . .  | 0      |



Part X

Minimum Investment Return (All domestic foundations must complete this part. Foreign foundations, see page 24 of the instructions.)

|   |  |    |            |
|---|--|----|------------|
| 1 | Fair market value of assets not used (or held for use) directly in carrying out charitable, etc , purposes                       |    |            |
| a | Average monthly fair market value of securities. . . . .   | 1a | 14,412,057 |
| b | Average of monthly cash balances. . . . .  | 1b | 917,960    |
| c | Fair market value of all other assets (see page 24 of the instructions). . . . .   | 1c | 0          |
| d | Total (add lines 1a, b, and c). . . . .  | 1d | 15,330,017 |
| e | Reduction claimed for blockage or other factors reported on lines 1a and 1c (attach detailed explanation). . . . .               | 1e | 0          |
| 2 | Acquisition indebtedness applicable to line 1 assets. . . . .  | 2  | 0          |
| 3 | Subtract line 2 from line 1d. . . . .  | 3  | 15,330,017 |
| 4 | Cash deemed held for charitable activities Enter 1 1/2% of line 3 (for greater amount, see page 25 of the instructions). . . . . | 4  | 229,950    |
| 5 | Net value of noncharitable-use assets. Subtract line 4 from line 3 Enter here and on Part V, line 4                              | 5  | 15,100,067 |
| 6 | Minimum investment return. Enter 5% of line 5. . . . .   | 6  | 755,003    |

Part XI

Distributable Amount (see page 25 of the instructions) (Section 4942(j)(3) and (j)(5) private operating foundations and certain foreign organizations check here ☒ and do not complete this part.)

|    |   |    |         |
|----|---|----|---------|
| 1  | Minimum investment return from Part X, line 6. . . . .  | 1  | 755,003 |
| 2a | Tax on investment income for 2009 from Part VI, line 5. . . . .   | 2a | 9,236   |
| b  | Income tax for 2009 (This does not include the tax from Part VI ). . . . .                                | 2b |         |
| c  | Add lines 2a and 2b. . . . .  | 2c | 9,236   |
| 3  | Distributable amount before adjustments Subtract line 2c from line 1. . . . .                             | 3  | 745,767 |
| 4  | Recoveries of amounts treated as qualifying distributions. . . . .  | 4  | 0       |
| 5  | Add lines 3 and 4. . . . .  | 5  | 745,767 |
| 6  | Deduction from distributable amount (see page 25 of the instructions). . . . .                            | 6  | 0       |
| 7  | Distributable amount as adjusted Subtract line 6 from line 5 Enter here and on Part XIII, line 1. . . . . | 7  | 745,767 |

Part XII

Qualifying Distributions (see page 25 of the instructions)

|  |   |    |         |
|--|---|----|---------|
| 1  | Amounts paid (including administrative expenses) to accomplish charitable, etc , purposes   |    |         |
| a  | Expenses, contributions, gifts, etc —total from Part I, column (d), line 26. . . . .  | 1a | 695,306 |
| b  | Program-related investments—total from Part IX-B. . . . .   | 1b | 0       |
| 2  | Amounts paid to acquire assets used (or held for use) directly in carrying out charitable, etc , purposes. . . . .  | 2  |         |
| 3  | Amounts set aside for specific charitable projects that satisfy the   |    |         |
| a  | Suitability test (prior IRS approval required). . . . .   | 3a |         |
| b  | Cash distribution test (attach the required schedule). . . . .  | 3b |         |
| 4  | Qualifying distributions. Add lines 1a through 3b Enter here and on Part V, line 8, and Part XIII, line 4   | 4  | 695,306 |
| 5  | Foundations that qualify under section 4940(e) for the reduced rate of tax on net investment income Enter 1% of Part I, line 27b (see page 26 of the instructions). . . . . | 5  | 0       |
| 6  | Adjusted qualifying distributions. Subtract line 5 from line 4. . . . .   | 6  | 695,306 |
| Note: The amount on line 6 will be used in Part V, column (b), in subsequent years when calculating whether the foundation qualifies for the section 4940(e) reduction of tax in those years |   |    |         |

Part XIII

Undistributed Income (see page 26 of the instructions)

|    |   |                            |             |             |
|----|---|----------------------------|-------------|-------------|
|    | (a)<br>Corpus   | (b)<br>Years prior to 2008 | (c)<br>2008 | (d)<br>2009 |
| 1  | Distributable amount for 2009 from Part XI, line 7  |                            |             |             |
| 2  | Undistributed income, if any, as of the end of 2008   |                            |             |             |
| a  | Enter amount for 2008 only. . . . .   |                            |             |             |
| b  | Total for prior years 20____, 20____, 20____  |                            |             |             |
| 3  | Excess distributions carryover, if any, to 2009   |                            |             |             |
| a  | From 2004. . . . .  |                            |             |             |
| b  | From 2005. . . . .  |                            |             |             |
| c  | From 2006. . . . .  |                            |             |             |
| d  | From 2007. . . . .  |                            |             |             |
| e  | From 2008. . . . .  |                            |             |             |
| f  | Total of lines 3a through e. . . . .  |                            |             |             |
| 4  | Qualifying distributions for 2009 from Part XII, line 4 ➤ \$ 695,306  |                            |             |             |
| a  | Applied to 2008, but not more than line 2a  |                            |             |             |
| b  | Applied to undistributed income of prior years (Election required—see page 26 of the instructions)  |                            |             |             |
| c  | Treated as distributions out of corpus (Election required—see page 26 of the instructions). . .   |                            |             |             |
| d  | Applied to 2009 distributable amount. . . . .   |                            |             |             |
| e  | Remaining amount distributed out of corpus  |                            |             |             |
| 5  | Excess distributions carryover applied to 2009 (If an amount appears in column (d), the same amount must be shown in column (a).)   |                            |             |             |
| 6  | Enter the net total of each column as indicated below:  |                            |             |             |
| a  | Corpus Add lines 3f, 4c, and 4e Subtract line 5   |                            |             |             |
| b  | Prior years' undistributed income Subtract line 4b from line 2b. . . . .  |                            |             |             |
| c  | Enter the amount of prior years' undistributed income for which a notice of deficiency has been issued, or on which the section 4942(a) tax has been previously assessed. . . . . |                            |             |             |
| d  | Subtract line 6c from line 6b Taxable amount—see page 27 of the instructions. . .   |                            |             |             |
| e  | Undistributed income for 2008 Subtract line 4a from line 2a Taxable amount—see page 27 of the instructions. . . . .   |                            |             |             |
| f  | Undistributed income for 2009 Subtract lines 4d and 5 from line 1 This amount must be distributed in 2010. . . . .  |                            |             |             |
| 7  | Amounts treated as distributions out of corpus to satisfy requirements imposed by section 170(b)(1)(F) or 4942(g)(3) (see page 27 of the instructions). . . . .                   |                            |             |             |
| 8  | Excess distributions carryover from 2004 not applied on line 5 or line 7 (see page 27 of the instructions). . . . .   |                            |             |             |
| 9  | Excess distributions carryover to 2010. Subtract lines 7 and 8 from line 6a. . . . .  |                            |             |             |
| 10 | Analysis of line 9  |                            |             |             |
| a  | Excess from 2005. . . . .   |                            |             |             |
| b  | Excess from 2006. . . . .   |                            |             |             |
| c  | Excess from 2007. . . . .   |                            |             |             |
| d  | Excess from 2008. . . . .   |                            |             |             |
| e  | Excess from 2009. . . . .   |                            |             |             |

## Part XIV

---

|           |   | Tax year | Prior 3 years |          |          | (e) Total |
|-----------|---|----------|---------------|----------|----------|-----------|
|           |   | (a) 2009 | (b) 2008      | (c) 2007 | (d) 2006 |           |
| <b>2a</b> | Enter the lesser of the adjusted net income from Part I or the minimum investment return from Part X for each year listed . . . . .                         |          |               |          |          |           |
| <b>b</b>  | 85% of line 2a . . . . .  |          |               |          |          |           |
| <b>c</b>  | Qualifying distributions from Part XII, line 4 for each year listed . . . . .   |          |               |          |          |           |
| <b>d</b>  | Amounts included in line 2c not used directly for active conduct of exempt activities . . . .   |          |               |          |          |           |
| <b>e</b>  | Qualifying distributions made directly for active conduct of exempt activities<br>Subtract line 2d from line 2c . . . . .                                   |          |               |          |          |           |
| <b>3</b>  | Complete 3a, b, or c for the alternative test relied upon   |          |               |          |          |           |
| <b>a</b>  | "Assets" alternative test—enter   |          |               |          |          |           |
|           | (1) Value of all assets . . . . .   |          |               |          |          |           |
|           | (2) Value of assets qualifying under section 4942(j)(3)(B)(i)   |          |               |          |          |           |
| <b>b</b>  | "Endowment" alternative test— enter 2/3 of minimum investment return shown in Part X, line 6 for each year listed. . . .                                    |          |               |          |          |           |
| <b>c</b>  | "Support" alternative test—enter  |          |               |          |          |           |
|           | (1) Total support other than gross investment income (interest, dividends, rents, payments on securities loans (section 512(a)(5)), or royalties) . . . . . |          |               |          |          |           |
|           | (2) Support from general public and 5 or more exempt organizations as provided in section 4942(j)(3)(B)(iii). . . . .                                       |          |               |          |          |           |
|           | (3) Largest amount of support from an exempt organization   |          |               |          |          |           |
|           | (4) Gross investment income   |          |               |          |          |           |

### 1 Information Regarding Foundation Managers:

**b** List any managers of the foundation who own 10% or more of the stock of a corporation (or an equally large portion of the ownership of a partnership or other entity) of which the foundation has a 10% or greater interest

Check here ☐ if the foundation only makes contributions to preselected charitable organizations and does not accept unsolicited requests for funds. If the foundation makes gifts, grants, etc. (see page 28 of the instructions) to individuals or organizations under other conditions, complete items 2a, b, c, and d.

**d** Any restrictions or limitations on awards, such as by geographical areas, charitable fields, kinds of institutions, or other factors

LIMITED TO RECOGNIZED 501(c)(3) CHARITIES OPERATED IN THE STATE OF TEXAS

Part XV

Supplementary Information (continued)

3 Grants and Contributions Paid During the Year or Approved for Future Payment

| Recipient   | If recipient is an individual,<br>show any relationship to<br>any foundation manager<br>or substantial contributor | Foundation<br>status of<br>recipient | Purpose of grant or<br>contribution | Amount  |
|---|--|--------------------------------------|-------------------------------------|---------|
| Name and address (home or business)                 |  |                                      |                                     |         |
| a Paid during the year<br>See Additional Data Table |  |                                      |                                     |         |
| Total . . . . .                                     |  |                                      | ▶ 3a                                | 665,000 |
| b Approved for future payment                       |  |                                      |                                     |         |
| Total . . . . .                                     |  |                                      | ▶ 3b                                | 0       |

| Enter gross amounts unless otherwise indicated                             | Unrelated business income |               | Excluded by section 512, 513, or 514 |               | (e)<br>Related or exempt<br>function income<br>(See page 28 of<br>the instructions ) |
|--|---------------------------|---------------|--------------------------------------|---------------|--|
|  | (a)<br>Business code      | (b)<br>Amount | (c)<br>Exclusion code                | (d)<br>Amount |  |
| <b>1</b> Program service revenue   |                           |               |                                      |               |  |
| <b>a</b> _____   |                           |               |                                      |               |  |
| <b>b</b> _____   |                           |               |                                      |               |  |
| <b>c</b> _____   |                           |               |                                      |               |  |
| <b>d</b> _____   |                           |               |                                      |               |  |
| <b>e</b> _____   |                           |               |                                      |               |  |
| <b>f</b> _____   |                           |               |                                      |               |  |
| <b>g</b> Fees and contracts from government agencies                       |                           |               |                                      |               |  |
| <b>2</b> Membership dues and assessments. . . . .                          |                           |               |                                      |               |  |
| <b>3</b> Interest on savings and temporary cash investments                |                           |               | 14                                   | 1,012         |  |
| <b>4</b> Dividends and interest from securities. . . . .                   |                           |               | 14                                   | 397,919       |  |
| <b>5</b> Net rental income or (loss) from real estate                      |                           |               |                                      |               |  |
| <b>a</b> Debt-financed property. . . . .                                   |                           |               |                                      |               |  |
| <b>b</b> Not debt-financed property. . . . .                               |                           |               | 16                                   | 4,580         |  |
| <b>6</b> Net rental income or (loss) from personal property                |                           |               |                                      |               |  |
| <b>7</b> Other investment income. . . . .                                  |                           |               | 14                                   | 3,672         |  |
| <b>8</b> Gain or (loss) from sales of assets other than inventory          |                           |               | 18                                   | 154,717       |  |
| <b>9</b> Net income or (loss) from special events                          |                           |               |                                      |               |  |
| <b>10</b> Gross profit or (loss) from sales of inventory. . .              |                           |               |                                      |               |  |
| <b>11</b> Other revenue <b>a</b> _____                                     |                           |               |                                      |               |  |
| <b>b</b> _____   |                           |               |                                      |               |  |
| <b>c</b> _____   |                           |               |                                      |               |  |
| <b>d</b> _____   |                           |               |                                      |               |  |
| <b>e</b> _____   |                           |               |                                      |               |  |
| <b>12</b> Subtotal. Add columns (b), (d), and (e). . .                     |                           | 0             |                                      | 561,900       | 0  |
| <b>13 Total.</b> Add line 12, columns (b), (d), and (e). . . . . <b>13</b> |                           |               |                                      |               | 561,900  |

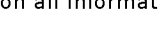

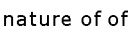

[illegible]

|          |  |              |            |           |
|----------|--|--------------|------------|-----------|
| <b>1</b> | Did the organization directly or indirectly engage in any of the following with any other organization described in section 501(c) of the Code (other than section 501(c)(3) organizations) or in section 527, relating to political organizations?  |              | <b>Yes</b> | <b>No</b> |
|          |  |              |            |           |
| <b>a</b> | Transfers from the reporting foundation to a noncharitable exempt organization of  |              |            |           |
|          | <b>(1)</b> Cash. . . . .   | <b>1a(1)</b> |            | <b>No</b> |
|          | <b>(2)</b> Other assets. . . . .   | <b>1a(2)</b> |            | <b>No</b> |
| <b>b</b> | Other transactions   |              |            |           |
|          | <b>(1)</b> Sales of assets to a noncharitable exempt organization. . . . .   | <b>1b(1)</b> |            | <b>No</b> |
|          | <b>(2)</b> Purchases of assets from a noncharitable exempt organization. . . . .   | <b>1b(2)</b> |            | <b>No</b> |
|          | <b>(3)</b> Rental of facilities, equipment, or other assets. . . . .   | <b>1b(3)</b> |            | <b>No</b> |
|          | <b>(4)</b> Reimbursement arrangements. . . . .   | <b>1b(4)</b> |            | <b>No</b> |
|          | <b>(5)</b> Loans or loan guarantees. . . . .   | <b>1b(5)</b> |            | <b>No</b> |
|          | <b>(6)</b> Performance of services or membership or fundraising solicitations. . . . .   | <b>1b(6)</b> |            | <b>No</b> |
| <b>c</b> | Sharing of facilities, equipment, mailing lists, other assets, or paid employees. . . . .  | <b>1c</b>    |            | <b>No</b> |
| <b>d</b> | If the answer to any of the above is "Yes," complete the following schedule. Column <b>(b)</b> should always show the fair market value of the goods, other assets, or services given by the reporting foundation. If the foundation received less than fair market value in any transaction or sharing arrangement, show in column <b>(d)</b> the value of the goods, other assets, or services received. |              |            |           |

[illegible]

**2a** Is the foundation directly or indirectly affiliated with, or related to, one or more tax-exempt organizations described in section 501(c) of the Code (other than section 501(c)(3)) or in section 527? . . . . ☐ Yes ☒ No

| b If "Yes," complete the following schedule |                          |                                 |
|---|--------------------------|---------------------------------|
| (a) Name of organization                    | (b) Type of organization | (c) Description of relationship |
|   |                          |                                 |
|   |                          |                                 |
|   |                          |                                 |
|   |                          |                                 |
|   |                          |                                 |

|           |   |   |                           |   |   |
|-----------|---|---|---------------------------|---|---|
| Sign Here | Under penalties of perjury, I declare that I have examined this return, including accompanying schedules and statements, and to the best of my knowledge and belief, it is true, correct, and complete Declaration of preparer (other than taxpayer or fiduciary) is based on all information of which preparer has any knowledge |   |                           |   |   |
|           |    |   | <u>2011-02-08</u><br>Date |  Title     |   |
|           | Paid<br>Preparer's<br>Use Only  | Preparer's<br>Signature  | Date                      | Check if self-employed <input checked="" type="checkbox"/>                                    | Preparer's<br>identifying<br>number (see<br><b>Signature</b> on page<br>30 of the instructions) |
|           |   | Firm's name (or yours<br>if self-employed),<br>address, and ZIP code _____                                  |                           | EIN  _____ |   |
|           |   |   |                           |   |   |

Additional Data


Software ID: 09000028

Software Version: 2009.05000

EIN: 75-6013845

Name: WM & CATHERINE BRYCE MEMORIAL FUND  
R76863001 8336041700

Form 990PF Part XV Line 3 - Grants and Contributions Paid During the Year or Approved for Future Payment

| Recipient  | If recipient is an individual, show any relationship to any foundation manager or substantial contributor | Foundation status of recipient | Purpose of grant or contribution | Amount  |
|--|---|--------------------------------|----------------------------------|---------|
| Name and address (home or business)  |   |                                |                                  |         |
| <b>a</b> Paid during the year  |   |                                |                                  |         |
| ALL CHURCH HOME FOR CHLDNACH CHILD & FAMILY SERVICES1424 SUMMIT AVE FORT WORTH,TX 76102                                | NONE  | PUBLIC CHARITY                 | PROGRAM SUPPORT                  | 120,000 |
| AMERICAN CANCER SOCIETY INC 8115 DATAPOINT DR SAN ANTONIO,TX 78229   | NONE  | PUBLIC CHARITY                 | PROGRAM SUPPORT                  | 200,000 |
| BATTERED WOMEN'S FOUNDATION 4166 WILLMAN AE NORTH RICHLAND HILLS,TX 76180  | NONE  | PUBLIC CHARITY                 | PROGRAM SUPPORT                  | 5,000   |
| CATHOLIC CHARITIES DIOCESE OF FT WORTH2701 BURCHILL RD N FORT WORTH,TX 76105   | NONE  | PUBLIC CHARITY                 | PROGRAM SUPPORT                  | 30,000  |
| CHILD STUDY CENTER917 LAMAR ST FORT WORTH,TX 76102   | NONE  | PUBLIC CHARITY                 | PROGRAM SUPPORT                  | 100,000 |
| FORT WORTH COUNTRY DAY SCHOOL INC4200 COUNTRY DAY SCHOOL RD FORT WORTH,TX 76109  | NONE  | PUBLIC CHARITY                 | PROGRAM SUPPORT                  | 50,000  |
| HANDICAPPED RESOURCE ASSOCIATION - TEXAS WAIT LIST PROJECT1635 W DIVISION ST STE A ARLINGTON,TX 76012                  | NONE  | PUBLIC CHARITY                 | PROGRAM SUPPORT                  | 20,000  |
| HAPPY HILL FARM CHILDRENS HOME INC3846 N HWY 144 GRANBURY,TX 76048   | NONE  | PUBLIC CHARITY                 | SCHOLARSHIP FUND SUPPORT         | 10,000  |
| MENTAL HEALTH ASSOC OF TARRANT COUNTY3136 W 4th St FORT WORTH,TX 76107   | NONE  | PUBLIC CHARITY                 | PROGRAM SUPPORT                  | 5,000   |
| MOTHER'S MILK BANK OF NORTH TEXAS INC1300 W LANCASTER FORT WORTH,TX 76102  | NONE  | PUBLIC CHARITY                 | PROGRAM SUPPORT                  | 20,000  |
| NORTH TEXAS PUBLIC BROADCASTING INC3000 HARRY HINES BLVD DALLAS,TX 75201   | NONE  | PUBLIC CHARITY                 | PROGRAM SUPPORT                  | 10,000  |
| ST ANDREW'S EPISCOPAL CHURCH 917 LAMAR ST FORT WORTH,TX 76102  | NONE  | PUBLIC CHARITY                 | PROGRAM SUPPORT                  | 30,000  |
| TARRANT AREA FOOD BANK2600 CULLEN ST FORT WORTH,TX 76107   | NONE  | PUBLIC CHARITY                 | PROGRAM SUPPORT                  | 15,000  |
| UNITED COMMUNITY CENTER INC (CAPITAL CAMPAIGN)3101 AVENUE J FORT WORTH,TX 76105  | NONE  | PUBLIC CHARITY                 | PROGRAM SUPPORT                  | 25,000  |
| UNIV OF NORTH TEXAS HEALTH 3500 CAMP BOWIE BLVD FORT WORTH,TX 76107  | NONE  | PUBLIC CHARITY                 | PROGRAM SUPPORT                  | 25,000  |
| <b>Total . . . . .</b>  <b>3a</b> |   |                                |                                  | 665,000 |

TY 2009 Accounting Fees Schedule

**Name:** WM & CATHERINE BRYCE MEMORIAL FUND  
R76863001 8336041700  
**EIN:** 75-6013845

| Category             | Amount | Net Investment<br>Income | Adjusted Net<br>Income | Disbursements for<br>Charitable<br>Purposes |
|----------------------|--------|--------------------------|------------------------|---|
| TAX PREPARATION FEES | 1,305  | 0                        |                        | 1,305                                       |



**TY 2009 All Other Program  
Related Investments Schedule**

**Name:** WM & CATHERINE BRYCE MEMORIAL FUND  
R76863001 8336041700  
**EIN:** 75-6013845

| Category | Amount |
|----------|--------|
| N/A      | 0      |

TY 2009 Investments Corporate

Bonds Schedule

Name: WM & CATHERINE BRYCE MEMORIAL FUND

R76863001 8336041700

EIN: 75-6013845

| Name of Bond   | End of Year Book Value | End of Year Fair Market Value |
|--|------------------------|-------------------------------|
| GOLDMAN SACHS TRUST HIGH YIELD FUND INSTITUTIONAL SHS - 53614.22 SHS         | 300,000                | 385,486                       |
| AMERICAN CENTURY INFLATION ADJUSTED BOND FUND - 32473.11 SHS                 | 350,000                | 392,925                       |
| JPMORGAN HIGH YIELD BOND FUND SELECT CLASS FUND 3580 6.94% - 47113.44 SHS    | 375,023                | 378,792                       |
| DREYFUS/LAUREL FDS TR PRM EMRGN MK I - 11009 SHS                             | 154,566                | 163,043                       |
| JPMORGAN STRATEGIC INCOME OPPORTUNITIES FUND 3844 2.95% - 32557.9 SHS        | 328,473                | 381,579                       |
| JPMORGAN INTERNATIONAL CURRENCY INCOME FUND 1.28% - 14127.89 SHS             | 153,146                | 156,537                       |
| NATIONSBANK CORP SUB NOTES 7 3/4% AUG 15 2015 DTD 9/5/95 - 35000 SHS         | 39,924                 | 40,564                        |
| NORFOLK SOUTHERN CORP NOTES 7.70% MAY 15 2017 DTD 5/19/97 - 5000 SHS         | 5,582                  | 6,390                         |
| U S A BOND STRIPPED PRIN PMT ZERO CPN MAY 15 2017 DTD 05/16/87 - 25000 SHS   | 19,493                 | 22,014                        |
| U S A BONDS 7 1/4% MAY 15 2016 DTD 5/15/86 - 235000 SHS                      | 275,868                | 308,163                       |
| U S A BONDS 8 7/8% AUG 15 2017 DTD 8/15/87 - 30000 SHS                       | 42,500                 | 43,619                        |
| ARROW ELECTRONICS INC 6 7/8% JUN 01 2018 DTD 06/03/1998 - 10000 SHS          | 10,816                 | 11,413                        |
| POTAST CP SASKATCHEWAN INC NTS 7 3/4% MAY 31 2011 - 10000 SHS (ST)           | 10,735                 | 10,471                        |
| FNMA GTD MTGE PASS THRU CTF 7% DEC 1 2015 - 7999.26 SHS                      | 8,321                  | 8,638                         |
| UNION PACIFIC CORP NOTES 6 1/2% APR 15 2012 DTD 4/18/2002 - 2000 SHS         | 2,071                  | 2,158                         |
| HOUSEHOLD FINANCE CORP NOTES 7% MAY 15 2012 DTD 5/22/2002 - 15000 SHS        | 13,350                 | 16,220                        |
| SBC COMMUNICATIONS INC NOTES 5 7/8% AUG 15 2012 DTD 8/19/2002 - 20000 SHS    | 21,005                 | 21,768                        |
| VERIZON GLOBAL FUNDING CORP NOTES 7 3/8% SEP 1 2012- 15000 SHS               | 16,369                 | 16,811                        |
| WELLPOINT HEALTH NETWORK NOTES 6 3/8% JAN 15 2012 - 10000 SHS                | 10,255                 | 10,647                        |
| WELLS FARGO COMPANY NOTES 5% NOV 15 2014 DTD 11/6/2002 - 40000 SHS           | 38,161                 | 43,189                        |
| GOLDMAN SACHS GROUP INC NOTES 5 1/4% APR 1 2013 DTD 3/31/2003 - 35000 SHS    | 35,488                 | 37,809                        |
| DEUTSCHE TELEKOM INT FIN NOTES 5 1/4% JUL 22 2013 DTD 7/22/2003 - 5000 SHS   | 4,926                  | 5,485                         |
| AMERICAN EXPRESS NOTES 4 7/8% JUL 15 2013 DTD 7/24/2003 - 30000 SHS          | 29,831                 | 32,459                        |
| FNMA CTF 6% JUL 1 2033 DTD 6/1/2003 POOL NO 254795 - 8909.83 SHS             | 9,077                  | 9,771                         |
| DAIMLERCHRYSLER NA HOLDINGS NOTES 6 1/2% NOV 15 2013 - 15000 SHS             | 16,675                 | 17,157                        |
| U S A NOTES 4 1/4% NOV 15 2013 DTD 11/15/2003 - 120000 SHS                   | 121,425                | 133,350                       |
| MORGAN STANLEY NOTES 4 3/4% APR 1 2014 DTD 3/30/2004 - 30000 SHS             | 30,129                 | 31,331                        |
| FHLMC REMICS SER 2781 CL PC 5% JAN 15 2033 DTD 04/01/2004 - 45000 SHS        | 45,253                 | 48,312                        |
| U S A NOTES 4 1/4% AUG 15 2014 DTD 8/15/2004 - 85000 SHS                     | 86,642                 | 95,844                        |
| KIMBERLY-CLARK CORPORATION 4 7/8% AUG 15 2015 DTD 8/11/2005 - 10000 SHS      | 10,087                 | 11,495                        |
| CITIGROUP INC SENIOR NOTES 5.3% JAN 7 2016 DTD 12/8/2005 - 40000 SHS         | 39,881                 | 42,626                        |
| CISCO SYSTEMS NOTES 5 1/2% FEB 22 2016 DTD 2/22/2006 - 15000 SHS             | 14,624                 | 17,695                        |
| COMCAST CORP 6 1/2% JAN 15 2017 DTD 7/14/2006 - 20000 SHS                    | 21,602                 | 23,792                        |
| FREDDIE MAC GOLD PARTIC CTF 5% FEB 1 2019 POOL B12368 - 37865.16 SHS         | 37,812                 | 40,438                        |
| FED HOME LOAN BANK 5% DEC 21 2015 DTD 11/4/2005 - 30000 SHS                  | 28,757                 | 34,884                        |
| FANNIE MAE 7% JAN 1 2031 DTD 1/1/2001 POOL NO 566955 - 7349.52 SHS           | 7,548                  | 8,348                         |
| GNMA POOL NO 781079 7.50% AUG 15 2029 AUG 8/1/1999 - 7045.96 SHS             | 7,375                  | 8,067                         |
| FANNIE MAE GOLD PARTIC CTF 4.5% JAN 1 2019 POOL B11755 - 49000.18 SHS        | 49,597                 | 52,047                        |
| OHIO POWER COMPANY 4.85% JAN 15 2014 DTD 7/11/2003 - 5000 SHS                | 5,011                  | 5,440                         |
| FANNIE MAE 5.5% SER 2005-59 CL PC MAR 25 2031 DTD 06/01/2005 - 75000 SHS     | 73,336                 | 78,872                        |
| MERRILL LYNCH MED TERM NOTE 6.05% AUG 15 2012 - 10000 SHS                    | 9,903                  | 10,733                        |
| SUNTRUST BANKS SR NOTES 6% SEP 11 2017 DTD 09/10/2007 - 10000 SHS            | 10,187                 | 10,831                        |
| GE CAP CORP MED TERM NOTES 5 5/8% SEP 15 2017 - 40000 SHS                    | 38,776                 | 44,684                        |
| DIAGEO CAPITAL PLC NOTES 5 3/4% OCT 23 2017 DTD 10/26/2007 - 15000 SHS       | 15,469                 | 17,703                        |
| TRANSOCEAN INC 5 1/4% MAR 15 2013 DTD 12/11/2007 - 5000 SHS                  | 4,900                  | 5,259                         |
| CSX CORP NOTES 6 1/4% APR 01 2015 DTD 03/27/2008 - 10000 SHS                 | 9,941                  | 11,703                        |
| ORACLE CORP 5 3/4% APR 15 2018 DTD 04/09/2008 - 5000 SHS                     | 4,998                  | 5,945                         |
| JOHN DEERE CAP CP MED TERM NOTE 5.35% APR 03 2018 - 10000 SHS                | 9,857                  | 11,590                        |
| ALLSTATE LF GLB FN TRST MED TERM NTS 5 3/8% APR 30 2013 - 15000 SHS          | 14,803                 | 16,577                        |
| GLAXOSMITHKLINE CAP INC 5.65% MAY 15 2018 DTD 05/13/2008 - 10000 SHS         | 10,101                 | 11,880                        |
| EATON CORP NOTES 5.6% MAY 15 2018 DTD 05/20/2008 - 10000 SHS                 | 9,723                  | 11,594                        |
| KRAFT FOODS INC NOTES 6 1/8% AUG 23 2018 DTD 05/22/2008 - 10000 SHS          | 11,549                 | 11,817                        |
| FANNIE MAE SER 2005-58 CL EP 5.5% JUL 25 2035 DTD 06/01/2005 - 21311.12 SHS  | 20,885                 | 23,867                        |
| RIO TINTO FIN USA LTD NOTES 6 1/2% JUL 15 2018 DTD 06/27/2008 - 5000 SHS     | 5,892                  | 6,030                         |
| E.I. DU PONT DE NEMOURS SR NOTES 6% JUL 15 2018 DTD 07/28/2008 - 5000 SHS    | 5,080                  | 6,023                         |
| FHLMC REMIC SER 2709 CLASS PE 5% DEC 15 2022 DTD 11/01/2003 - 25000 SHS      | 24,839                 | 27,519                        |
| FANNIE MAE SER 2004-2 CL QJ 4% JAN 25 2016 DTD 01/01/2004 - 3981.79 SHS      | 3,916                  | 3,994                         |
| SIMON PROPERTY GROUP LP 5 1/4% DEC 01 2016 DTD 12/12/2006 - 15000 SHS        | 14,132                 | 16,768                        |
| NATIONAL CITY CORP 4.9% JAN 15 2015 DTD 01/12/2005 - 10000 SHS               | 9,369                  | 11,028                        |
| NATIONAL RURAL UTIL CORP 10 3/8% NOV 01 2018 DTD 10/30/2008 - 10000 SHS      | 13,380                 | 14,320                        |
| BP CAPITAL MARKETS PLC 5 1/4% NOV 07 2013 DTD 11/07/2008 - 10000 SHS         | 10,864                 | 10,891                        |
| SEMPRA ENERGY 9.8% FEB 15 2019 DTD 11/20/2008 - 5000 SHS                     | 4,978                  | 6,971                         |
| TRANS - CANADA PIPELINES 7 1/8% JAN 15 2019 DTD 01/09/2009 - 10000 SHS       | 11,006                 | 12,670                        |
| AMGEN INC SR NOTES 5.7% FEB 01 2019 DTD 01/16/2009 - 10000 SHS               | 10,365                 | 11,951                        |
| PRIN LIFE INC FDG MED TERM NOTE 5.3% APR 24 2013 - 10000 SHS                 | 9,849                  | 10,820                        |
| CONOCOPHILLIPS NOTES 5 3/4% FEB 01 2019 DTD 02/03/2009 - 15000 SHS           | 15,435                 | 17,993                        |
| U S A TREASURY NOTES 1 3/4% JAN 31 2014 DTD 01/22/2009 - 20000 SHS           | 19,859                 | 20,653                        |
| CME GROUP INC 5 3/4% FEB 15 2014 DTD 02/09/2009 - 10000 SHS                  | 10,740                 | 11,344                        |
| NOVARTIS SECS INVEST LTD 5 1/8% FEB 10 2019 DTD 02/10/2009 - 15000 SHS       | 15,561                 | 17,222                        |
| CATERPILLAR FINANCIAL SE MED TRM NOTE 7.15% FEB 15 2019 - 10000 SHS          | 10,510                 | 12,883                        |
| PACCAR INC NOTES 6 7/8% FEB 15 2014 DTD 02/13/2009 - 5000 SHS                | 5,459                  | 5,846                         |
| MIDAMERICAN ENERGY CO 5.3% MAR 15 2018 DTD 03/25/2008 - 20000 SHS            | 19,944                 | 23,024                        |
| BAXTER INTERNATIONAL INC 4% MAR 01 2014 DTD 02/26/2009 - 10000 SHS           | 9,972                  | 10,936                        |
| WYETH 5.45% APR 01 2017 DTD 03/27/2007 - 10000 SHS                           | 10,081                 | 11,649                        |
| PROGRESS ENERGY INC 6.05% MAR 15 2014 DTD 03/19/2009 - 10000 SHS             | 9,972                  | 11,386                        |
| ATOMS ENERGY CORP 8 1/2% MAR 15 2019 DTD 03/26/2009 - 5000 SHS               | 4,991                  | 6,500                         |
| FHLMC REMIC SER 3150 CL EQ 5% MAY 15 2026 DTD 05/01/2006 - 25000 SHS         | 23,375                 | 27,552                        |
| HOSPIRA INC NOTES 6.4% MAY 15 2015 DTD 05/08/2009 - 5000 SHS                 | 4,990                  | 5,795                         |
| HRPT PROPERTIES TRUST 5 3/4% FEB 15 2014 DTD 10/30/2003 - 15000 SHS          | 14,487                 | 15,888                        |
| TRAVELLERS COS INC SR NOTES 5.9% JUN 02 2019 DTD 06/02/2009 - 10000 SHS      | 11,117                 | 11,635                        |
| BURLINGTON NORTH SANTA FE 5 3/4% MAR 15 2018 DTD 03/14/2008 - 10000 SHS      | 10,144                 | 11,602                        |
| ACE INA HOLDINGS 5.9% JUN 15 2019 DTD 06/08/2009 - 10000 SHS                 | 10,850                 | 11,637                        |
| ERP OPERATING LP 5 3/4% JUN 15 2017 DTD 06/04/2007 - 5000 SHS                | 4,958                  | 5,630                         |
| KEY BANK NA 7% FEB 01 2011 DTD 02/01/2001 - 10000 SHS                        | 10,184                 | 10,181                        |
| PUB SVC EL & GAS MED TERM NOTE 5 3/8% SEP 01 2013 - 10000 SHS                | 11,008                 | 11,162                        |
| FHLMC REMIC SER 2627 CL MW 5% JUN 15 2023 - 50000 SHS                        | 51,906                 | 56,488                        |
| FREDDIE MAC SER 2513 CL DB 5% OCT 15 2017 - 31676.29 SHS                     | 31,072                 | 34,395                        |
| FED HOME LN MTG CORP PARTN CTFS 6.50% DUE 11/01/2016 - 7327.85 SHS           | 7,529                  | 7,880                         |
| FED HOME LN MTG CORP PARTN CTFS 4.50% DUE 11/01/2019 - 27199.11 SHS          | 27,161                 | 28,899                        |
| FED HM LN MTG CP MLTCLS MTG PARTN CTFS 6.50% DUE 02/15/2030 - 32188.68 SHS   | 33,114                 | 36,333                        |
| FED HOME LN MTG CORP PARTN CTFS 6.00% DUE 08/01/2022 - 43044.7 SHS           | 43,542                 | 47,057                        |
| FED HOME LN MTG CORP PARTN CTFS GROUP NBR C9-0678 6.00% DUE 03/01/2023 - 418 | 42,380                 | 45,765                        |
| FED HOME LN MTG CORP MULTICLASS MTG 6.00% DUE 03/15/2017 - 50000 SHS         | 52,875                 | 54,579                        |
| FED NATL MTG ASSN GTD REMIC PASS THRU 8.000% DUE 07/25/2022 - 10717.53 SHS   | 11,645                 | 12,767                        |
| FED NATL MTG ASSN GTD REMIC 7.00% DUE 05/25/2023 - 27082.63 SHS              | 29,689                 | 31,450                        |
| FED NATL MTG ASSN GTD REMIC 6.500% DUE 07/25/2023 - 20065.62 SHS             | 20,718                 | 21,891                        |
| FED NATL MTG ASSN GTD MTG 5.50% DUE 11/01/2013 - 4901.25 SHS                 | 4,833                  | 5,278                         |
| FED NATL MTG ASSN GTD MTG 6.50% DUE 12/01/2031 - 2340.65 SHS                 | 2,370                  | 2,616                         |
| FED NATL MTG ASSN GTD REMIC 5.00% DUE 03/25/2018 - 115000 SHS                | 116,114                | 126,874                       |
| FED HOME LN MTG CORP MLTICLS MTG 5.00% DUE 12/15/2017 - 63774.84 SHS         | 61,901                 | 69,408                        |
| FED NATL MTG ASSN GTD REMIC 4.50% DUE 09/25/2018 - 60000 SHS                 | 59,738                 | 66,554                        |
| FED HOME LN MTG CORP MLTICLS GTD 4.50% DUE 07/15/2018 - 32529.42 SHS         | 29,602                 | 34,659                        |
| FED HOME LN MTG CORP MLTICLS 4.00% DUE 01/15/2017 - 65000 SHS                | 61,141                 | 67,369                        |
| FED HOME LN MTG CORP MULTICLASS MTG 4.50% DUE 12/15/2023 - 25000 SHS         | 24,102                 | 27,536                        |
| FED NATL MTG ASSN GTD REMIC 5.50% DUE 5/25/2029 - 35000 SHS                  | 34,562                 | 36,183                        |
| FNMA GTD REMIC 5.500% DUE 04/25/2017 - 53017.88 SHS                          | 53,018                 | 56,183                        |
| FNMA GTD REMIC 5.50% DUE 10/25/2032 - 60000 SHS                              | 59,474                 | 64,279                        |
| FED HOME LN MTG CORP 4.50% DUE 01/15/2023 - 70000 SHS                        | 68,600                 | 75,110                        |
| FNMA GTD MTG 5.50% DUE 03/01/2033 - 32049.09 SHS                             | 32,695                 | 34,435                        |
| FNMA GTD MTG 5.00% DUE 08/01/2033 - 47590.7 SHS                              | 47,751                 | 50,531                        |
| FNMA GTD MTG 5.00% DUE 08/01/2018 - 16198.1 SHS                              | 16,203                 | 17,287                        |
| FNMA GTD MTG 6.00% DUE 03/01/2021 - 32974.31 SHS                             | 33,412                 | 35,738                        |
| FNMA GTD MTG 5.00% DUE 07/01/2019 - 32261.35 SHS                             | 32,776                 | 34,451                        |
| FNMA GTD MTG 5.50% DUE 10/01/2034 - 18306.95 SHS                             | 18,613                 | 19,635                        |
| FNMA GTD MTG 5.50% DUE 01/01/2020 - 20123.97 SHS                             | 20,111                 | 21,857                        |
| FNMA GTD MTG 5.50% DUE 05/01/2035 - 34198.93 SHS                             | 34,551                 | 36,797                        |
| FNMA GTD MTG 5.00% DUE 08/01/2020 - 29942.71 SHS                             | 29,743                 | 31,937                        |
| GNMA GTD MTG 6.0% DUE 09/15/2013 - 14069 SHS                                 | 14,157                 | 15,261                        |
| GNMA GTD 6.00% DUE 08/15/2033 - 16671.88 SHS                                 | 17,254                 | 18,284                        |
| LB UBS COML MTG TR 2002-C4 4.853% DUE 09/15/2031 - 30000 SHS                 | 29,313                 | 31,788                        |
| MEDTRONIC INC SR NT DTD 09/15/2005 4.75% DUE 09/15/2015 - 5000 SHS           | 4,726                  | 5,705                         |
| MORGAN STANLEY CAP I TR 2006-IQ12 5.257% DUE 12/15/2043 - 5011.04 SHS        | 5,024                  | 5,056                         |
| BANK OF NEW YORK MELLON NOTES 4.6% JAN 15 2020 DTD 11/16/2009 - 5000 SHS     | 4,990                  | 5,524                         |
| U S A NOTES 3 3/8% NOV 15 2019 DTD 11/16/2009 - 65000 SHS                    | 68,882                 | 70,023                        |
| WESTPAC BANKING CORP NOTES 4 7/8% NOV 19 2019 DTD 11/19/2009 - 10000 SHS     | 9,993                  | 10,721                        |
| BLACKROCK INC 5% DEC 10 2019 DTD 12/10/2009 - 10000 SHS                      | 9,949                  | 11,024                        |
| BANK OF NOVA SCOTIA 3.4% JAN 22 2015 DTD 01/22/2010 - 6000 SHS               | 5,992                  | 6,409                         |
| CBS CORP 5 3/4% APR 15 2020 DTD 04/05/2010 - 2000 SHS                        | 1,998                  | 2,221                         |
| TOYOTA MOTOR CRT CP MED TERM NOTES 3.2% JUN 17 2015 - 5000 SHS               | 5,009                  | 5,304                         |
| SHELL INTERNATIONAL FIN 3.1% JUN 28 2015 DTD 06/28/2010 - 7000 SHS           | 6,995                  | 7,343                         |
| CNA FINANCIAL CORP 5 7/8% AUG 15 2020 DTD 08/10/2010 - 2000 SHS              | 1,994                  | 2,039                         |
| AON CORP SR NOTES 3 1/2% SEP 30 2015 DTD 09/10/2010 - 2000 SHS               | 1,990                  | 2,038                         |
| CREDIT SUISSE FB USA INC NOTES 6 1/8% NOV 15 2011 DTD 11/6/2001 - 15000 SHS  | 15,438                 | 15,870                        |
| U S A NOTES 3 5/8% MAY 15 2013 DTD 5/15/2003 - 55000 SHS                     | 58,798                 | 59,512                        |
| CAPITAL ONE FINANCIAL CO SUB NOTES 6.15% SEP 1 2016 DTD 8/29/2006 - 5000 SHS | 5,000                  | 5,482                         |
| INTUIT INC 5.40% MAR 15 2012 DTD 3/12/2007 - 20000 SHS                       | 20,253                 | 21,108                        |
| FED HOME LOAN BANK 5% NOV 17 2017 DTD 10/19/2007 - 30000 SHS                 | 35,126                 | 35,541                        |
| HEWLETT-PACKARD CO NOTES 5 1/2% MAR 01 2018 DTD 03/03/2008 - 10000 SHS       | 9,866                  | 11,808                        |
| U S A NOTES 3.125% AUG 31 2013 DTD 09/02/2008 - 155000 SHS                   | 163,525                | 166,238                       |
| U S A NOTES 3 3/4% NOV 15 2018 DTD 11/17/2008 - 130000 SHS                   | 133,829                | 145,235                       |
| ANADARKO PETROLEUM CORP NOTES 8.7% MAR 15 2019 DTD 03/05/2009 - 10000 SHS    | 9,890                  | 12,161                        |
| AFLAC INC SR NOTES 8 1/2% MAY 15 2019 DTD 05/21/2009 - 0 SHS                 | 6,384                  | 6,362                         |
| U S A NOTES 3 1/4% MAY 31 2016 DTD 06/01/2009 - 140000 SHS                   | 140,891                | 153,257                       |
| VODAFONE GROUP PLC 4.15% JUN 10 2014 DTD 06/10/2009 - 20000 SHS              | 19,987                 | 21,602                        |
| BUNGE LIMITED FINANCE CO 8 1/2% JUN 15 2019 DTD 06/09/2009 - 10000 SHS       | 10,254                 | 12,087                        |
| U S A NOTES 3 5/8% AUG 15 2019 DTD 08/15/2009 - 100000 SHS                   | 100,408                | 109,969                       |

TY 2009 Investments Corporate  
Stock Schedule

**Name:** WM & CATHERINE BRYCE MEMORIAL FUND  
R76863001 8336041700  
**EIN:** 75-6013845

| Name of Stock                                     | End of Year Book Value | End of Year Fair Market Value |
|---|------------------------|-------------------------------|
| ABBOTT LABORATORIES - 475 SHS                     | 22,666                 | 24,814                        |
| ALEXION PHARMACEUTICALS INC - 100 SHS             | 5,454                  | 6,436                         |
| AMAZON COM INC - 90 SHS                           | 12,421                 | 17,277                        |
| APACHE CORP - 200 SHS                             | 19,444                 | 19,552                        |
| APOLLO GROUP INC CL A - 100 SHS                   | 4,202                  | 5,135                         |
| APPLE INC. - 165 SHS                              | 21,820                 | 46,819                        |
| BB & T CORP - 225 SHS                             | 4,216                  | 5,418                         |
| CVS/CAREMARK CORPORATION - 465 SHS                | 13,771                 | 14,634                        |
| CAMPBELL SOUP COMPANY - 100 SHS                   | 7,230                  | 7,150                         |
| CARDINAL HEALTH INC - 300 SHS                     | 8,899                  | 9,912                         |
| CELGENE CORPORATION - 275 SHS                     | 14,348                 | 15,843                        |
| CISCO SYSTEMS INC - 1515 SHS                      | 30,408                 | 33,179                        |
| COCA-COLA CO - 150 SHS                            | 0                      | 0                             |
| COLGATE PALMOLIVE CO - 90 SHS                     | 10,214                 | 9,992                         |
| DEERE & CO - 225 SHS                              | 8,202                  | 15,701                        |
| WALT DISNEY CO - 875 SHS                          | 23,389                 | 28,963                        |
| DOW CHEMICAL CO - 200 SHS                         | 5,216                  | 5,492                         |
| E I DU PONT DE NEMOURS & CO - 700 SHS             | 27,069                 | 31,234                        |
| FREEMONT-MCMORAN COPPER & GOLD INC CL B - 320 SHS | 20,413                 | 27,325                        |
| GENERAL ELECTRIC CO - 600 SHS                     | 9,181                  | 9,750                         |
| GENERAL MILLS INC - 200 SHS                       | 5,486                  | 7,308                         |
| HEWLETT-PACKARD CO - 405 SHS                      | 9,627                  | 17,038                        |
| INTERNATIONAL BUSINESS MACHINES CORP - 190 SHS    | 19,392                 | 25,487                        |
| JOHNSON CONTROLS INC - 725 SHS                    | 16,870                 | 22,113                        |
| LOWES COMPANIES INC - 400 SHS                     | 9,234                  | 8,916                         |
| MATTHEWS PACIFIC TIGER FD - 7741 SHS              | 151,520                | 178,585                       |
| MICROSOFT CORP - 1875 SHS                         | 41,657                 | 45,919                        |
| MORGAN STANLEY - 380 SHS                          | 9,574                  | 9,378                         |
| NIKE INC B - 150 SHS                              | 8,677                  | 12,021                        |
| NORFOLK SOUTHERN CORP - 530 SHS                   | 23,371                 | 31,540                        |

| Name of Stock                                      | End of Year Book Value | End of Year Fair Market Value |
|--|------------------------|-------------------------------|
| NOVELLUS SYSTEMS INC - 300 SHS                     | 7,576                  | 7,974                         |
| OCCIDENTAL PETROLEUM CORP - 400 SHS                | 29,641                 | 31,320                        |
| ORACLE CORP - 700 SHS                              | 15,455                 | 18,795                        |
| PACCAR INC - 400 SHS                               | 14,424                 | 19,260                        |
| PARKER-HANNIFIN CORP - 125 SHS                     | 6,008                  | 8,758                         |
| PEPSICO INC - 215 SHS                              | 12,825                 | 14,285                        |
| PFIZER INC - 1800 SHS                              | 27,318                 | 30,906                        |
| PROCTER & GAMBLE CO - 510 SHS                      | 30,704                 | 30,585                        |
| PUBLIC SERVICE ENTERPRISE GROUP - 200 SHS          | 6,559                  | 6,616                         |
| QUALCOMM INC - 555 SHS                             | 21,105                 | 25,049                        |
| SPDR S&P 500 ETF TRUST - 2680 SHS                  | 298,774                | 305,868                       |
| SCHLUMBERGER LTD - 240 SHS                         | 10,933                 | 14,786                        |
| SOUTHERN CO - 300 SHS                              | 9,331                  | 11,172                        |
| SPRINT NEXTEL CORP - 1900 SHS                      | 8,028                  | 8,797                         |
| STAPLES INC - 675 SHS                              | 15,129                 | 14,121                        |
| SYSCO CORP - 200 SHS                               | 6,263                  | 5,704                         |
| UNITED TECHNOLOGIES CORP - 365 SHS                 | 20,779                 | 25,999                        |
| V F CORP - 100 SHS                                 | 5,730                  | 8,102                         |
| COGNIZANT TECHNOLOGY SOLUTIONS CORP CL A - 200 SHS | 10,178                 | 12,894                        |
| CITIGROUP INC - 4100 SHS                           | 17,124                 | 16,031                        |
| WELLS FARGO & CO - 850 SHS                         | 21,323                 | 21,348                        |
| THORNBURG VALUE FUND FD CL I - 4925.74 SHS         | 135,000                | 152,452                       |
| BANK OF AMERICA CORP - 1550 SHS                    | 38,167                 | 20,310                        |
| GOLDMAN SACHS GROUP INC - 120 SHS                  | 11,699                 | 17,350                        |
| DEVON ENERGY CORP - 150 SHS                        | 10,196                 | 9,711                         |
| EOG RESOURCES INC - 150 SHS                        | 11,778                 | 13,946                        |
| HONEYWELL INTERNATIONAL INC - 300 SHS              | 12,394                 | 13,182                        |
| VERIZON COMMUNICATIONS INC - 640 SHS               | 19,182                 | 20,858                        |
| COACH INC - 200 SHS                                | 7,696                  | 8,592                         |
| AETNA INC - 475 SHS                                | 15,071                 | 15,015                        |

| Name of Stock   | End of Year Book Value | End of Year Fair Market Value |
|---|------------------------|-------------------------------|
| ISHARES COHEN & STEERS REALTY MAJORS INDEX FUND - 1613 SHS                | 66,810                 | 99,861                        |
| US BANCORP DEL - 675 SHS  | 18,556                 | 14,594                        |
| DODGE & COX INTERNATIONAL STOCK - 9827.19 SHS                             | 260,363                | 329,604                       |
| ISHARES RUSSELL MIDCAP INDEX FUND - 2955 SHS                              | 224,043                | 267,043                       |
| ADVANCED AUTO PARTS INC - 150 SHS   | 6,271                  | 8,802                         |
| YUM BRANDS INC - 450 SHS  | 15,664                 | 20,727                        |
| NABORS INDUSTRIES LTD - 100 SHS   | 1,920                  | 1,806                         |
| COMCAST CORP CL A - 400 SHS   | 6,793                  | 7,232                         |
| CARNIVAL CORPORATION - 200 SHS  | 7,190                  | 7,637                         |
| GOOGLE INC CL A - 22 SHS  | 6,438                  | 11,567                        |
| WELLPOINT INC - 100 SHS   | 5,542                  | 5,664                         |
| JPMORGAN US REAL ESTATE FUND SELECT SHARE CLASS FUND 3037 - 5637.11 SHS   | 77,341                 | 82,020                        |
| JPMORGAN INTREPID AMERICA FUND SELECT SHARE CLASS FUND 1206 - 4153.51 SHS | 95,115                 | 85,853                        |
| JPM MARKET EXPANSION INDEX FD SEL SH CL FD 3708 - 36092.96 SHS            | 234,243                | 339,635                       |
| JPMORGAN ASIA 3 FUND SELECT SHARE CLASS FUND 1134 - 16538.35 SHS          | 380,000                | 588,104                       |
| JPMORGAN SMALL CAP CORE FUND SELECT SHARE CLASS FUND 690 - 4835.88 SHS    | 150,009                | 152,330                       |
| EATON VANCE SPL INVT TR VALUE FD CL I - 17267.84 SHS                      | 225,000                | 287,337                       |
| JPMORGAN US LARGE CAP CORE PLUS FUND SELECT FUND 1002 - 8376.87 SHS       | 130,000                | 155,642                       |
| AT&T INC - 350 SHS  | 13,443                 | 10,010                        |
| STARWOOD HOTELS & RESORTS - 100 SHS                                       | 2,095                  | 5,255                         |
| HARTFORD CAPITAL APPRECIATION FUND - 7482.99 SHS                          | 165,000                | 231,075                       |
| BANK OF NEW YORK MELLON CORP - 240 SHS                                    | 7,078                  | 6,271                         |
| CME GROUP INC CLASS A COMMON STOCK - 30 SHS                               | 8,380                  | 7,814                         |
| EATON VANCE MUT FDS TR GLOBAL MACRO - I - 28987.86 SHS                    | 300,020                | 299,734                       |
| INVESCO LTD - 300 SHS   | 5,797                  | 6,369                         |
| JPM TR I US LARGE CAP VALUE PLUS SEL SH CL FD 1513 - 26658.77 SHS         | 225,000                | 314,307                       |
| PHILIP MORRIS INTERNATIONAL - 165 SHS                                     | 2,323                  | 9,243                         |
| SPDR GOLD TRUST - 2638 SHS  | 300,037                | 337,427                       |
| ACE LTD NEW - 145 SHS   | 6,655                  | 8,446                         |
| CREDIT SUISSE ARN SPX 9/29/11 10%PYMT - 150000 SHS                        | 147,000                | 152,415                       |

| Name of Stock  | End of Year Book Value | End of Year Fair Market Value |
|--|------------------------|-------------------------------|
| TYCO INTERNATIONAL LTD - 175 SHS   | 6,333                  | 6,428                         |
| TIME WARNER INC NEW - 933 SHS  | 24,965                 | 28,596                        |
| COVIDIEN PLC - 175 SHS   | 6,388                  | 7,033                         |
| HSBC SPX MKT PLS NOTE 01/27/11 - 60000 SHS                                     | 59,400                 | 69,648                        |
| MS SPX OPT ENTRY REN 12/16/10 - 100000 SHS                                     | 98,900                 | 109,635                       |
| HSBC EAFE BREN 10/06/10 - 150000 SHS   | 148,500                | 152,295                       |
| BARC ASIA BSKT BREN 10/27/10 - 150000 SHS                                      | 148,500                | 170,700                       |
| MERCK AND CO INC - 950 SHS   | 31,328                 | 34,970                        |
| SOUTHWESTERN EXPOSITION & FAT STOCK SHOW ***<br>WORTHLESS SECURITY *** - 1 SHS | 0                      | 0                             |
| JPMORGAN RESEARCH MARKET NEUTRAL FUND - SEL - 14769.59 SHS                     | 232,030                | 228,929                       |
| GS EAFE NOTE 01/24/11 - 150000 SHS   | 148,725                | 144,438                       |
| HSBC EAFE BREN 02/17/11 - 150000 SHS   | 148,500                | 144,225                       |
| BERKSHIRE HATHAWAY INC DEL CL B - 150 SHS                                      | 10,834                 | 12,402                        |
| BARC BREN DJUBSF3 1/24/12 - 150000 SHS   | 147,750                | 154,500                       |
| HIGHBRIDGE DYNAMIC COMMODITIES STRATEGY FUND - SE - 10455.32 SHS               | 149,197                | 171,676                       |
| GS MID CALLABLE CONTINGENT 06/17/11 - 160000 SHS                               | 158,464                | 162,451                       |
| GS MID CALLABLE CONTINGENT 7/01/11 - 160000 SHS                                | 158,544                | 160,666                       |
| CS SPX NOTE 05/02/11 - 150000 SHS  | 148,800                | 145,845                       |
| GS EAFE NOTE 04/25/11 - 150000 SHS   | 148,155                | 140,102                       |
| NEXTERA ENERGY INC - 200 SHS   | 9,997                  | 10,878                        |
| BNP BREN ASIA BASKET 08/22/11 - 150000 SHS                                     | 148,500                | 156,030                       |
| DB BREN SPX 08/29/11 - 150000 SHS  | 148,500                | 151,395                       |
| CS SARN SPX 09/21/12 - 150000 SHS  | 147,750                | 147,480                       |
| JUNIPER NETWORKS INC - 450 SHS   | 9,241                  | 13,658                        |
| EXXON MOBIL CORP - 380 SHS   | 12,874                 | 23,480                        |
| METLIFE INC - 300 SHS  | 11,351                 | 11,535                        |
| MARVELL TECHNOLOGY GROUP LTD - 400 SHS   | 8,179                  | 7,004                         |
| PRUDENTIAL FINANCIAL INC - 225 SHS   | 8,815                  | 12,191                        |
| CONOCOPHILLIPS - 325 SHS   | 15,385                 | 18,665                        |
| BIOGEN IDEC INC - 100 SHS  | 5,984                  | 5,612                         |

| Name of Stock                               | End of Year Book Value | End of Year Fair Market Value |
|---|------------------------|-------------------------------|
| BAIDU INC SPONS ADR - 80 SHS                | 7,364                  | 8,210                         |
| TD AMERITRADE HOLDING CORPORATION - 400 SHS | 6,438                  | 6,460                         |
| MASTERCARD INC - CLASS A - 40 SHS           | 7,482                  | 8,960                         |

TY 2009 Investments - Other Schedule

**Name:** WM & CATHERINE BRYCE MEMORIAL FUND  
R76863001 8336041700  
**EIN:** 75-6013845

| Category / Item | Listed at Cost or FMV | Book Value | End of Year Fair Market Value |
|-----------------|-----------------------|------------|-------------------------------|
| HEDGE FUNDS     | AT COST               | 1,000,000  | 1,000,000                     |



# TY 2009 Legal Fees Schedule

**Name:** WM & CATHERINE BRYCE MEMORIAL FUND

R76863001 8336041700

**EIN:** 75-6013845

| Category         | Amount | Net Investment<br>Income | Adjusted Net<br>Income | Disbursements for<br>Charitable<br>Purposes |
|------------------|--------|--------------------------|------------------------|---|
|                  | 0      | 0                        |                        | 0   |
| RE EXPENSE-LEGAL | 2,240  | 2,240                    |                        | 0   |

TY 2009 Other Assets Schedule

**Name:** WM & CATHERINE BRYCE MEMORIAL FUND  
R76863001 8336041700  
**EIN:** 75-6013845

| Description        | Beginning of Year - Book Value | End of Year - Book Value | End of Year - Fair Market Value |
|--------------------|--------------------------------|--------------------------|---------------------------------|
| MINERAL PROPERTIES | 2                              | 2                        | 2                               |

TY 2009 Other Decreases Schedule

**Name:** WM & CATHERINE BRYCE MEMORIAL FUND  
R76863001 8336041700  
**EIN:** 75-6013845

| Description                              | Amount |
|--|--------|
| ADJUSTMENTS TO CARRYING VALUE / TAX COST | 1,169  |

**TY 2009 Other Expenses Schedule****Name:** WM & CATHERINE BRYCE MEMORIAL FUND

R76863001 8336041700

**EIN:** 75-6013845

| Description          | Revenue and Expenses<br>per Books | Net Investment<br>Income | Adjusted Net Income | Disbursements for<br>Charitable Purposes |
|----------------------|-----------------------------------|--------------------------|---------------------|--|
| MINERAL FEE          | 906                               | 906                      |                     | 0  |
| REAL ESTATE FEE      | 7,878                             | 7,878                    |                     | 0  |
| FARM/RANCH FEE       | 1,402                             | 1,402                    |                     | 0  |
| RE INSURANCE         | 64                                | 64                       |                     | 0  |
| RE EXPENSE-UTILITIES | 353                               | 353                      |                     | 0  |
| RE MGMT FEES         | 0                                 | 0                        |                     | 0  |
| OTHER EXPENSES       | 147                               | 147                      |                     | 0  |
| RE INSURANCE         | 3,892                             | 3,892                    |                     | 0  |
| RE MGMT FEES         | 0                                 | 0                        |                     | 0  |
| RE EXPENSE-REPAIR    | 199                               | 199                      |                     | 0  |
| RE INSURANCE         | 381                               | 381                      |                     | 0  |

TY 2009 Other Income Schedule

**Name:** WM & CATHERINE BRYCE MEMORIAL FUND  
R76863001 8336041700  
**EIN:** 75-6013845

| Description   | Revenue And<br>Expenses Per Books | Net Invest ment<br>Income | Adjusted Net Income |
|---------------|-----------------------------------|---------------------------|---------------------|
| ACCRETION/oid | 3,672                             | 3,672                     | 3,672               |

**TY 2009 Other Increases Schedule**

**Name:** WM & CATHERINE BRYCE MEMORIAL FUND

R76863001 8336041700

**EIN:** 75-6013845

| Description  | Amount |
|--|--------|
| ADJUSTMENTS: MUTUAL FUND TIMING/FACTORING DIFFERENCE | 1,892  |

**TY 2009 Taxes Schedule****Name:** WM & CATHERINE BRYCE MEMORIAL FUND

R76863001 8336041700

**EIN:** 75-6013845

| Category                          | Amount | Net Investment<br>Income | Adjusted Net<br>Income | Disbursements for<br>Charitable<br>Purposes |
|-----------------------------------|--------|--------------------------|------------------------|---|
| ESTIMATED EXCISE TAX-CURRENT YEAR | 5,500  | 0                        |                        | 0   |
| FOREIGN TAX WITHHELD              | 1,885  | 1,885                    |                        | 0   |
| RE TAXES                          | 16,594 | 16,594                   |                        | 0   |
| AD VALOREM TAXES                  | 44     | 44                       |                        | 0   |
| RE TAXES                          | 8,849  | 8,849                    |                        | 0   |
| AD VALOREM TAXES                  | 22     | 22                       |                        | 0   |
| RE TAXES                          | 12     | 12                       |                        | 0   |