



See a Social Security Number? Say Something!  
Report Privacy Problems to <https://public.resource.org/privacy>  
Or call the IRS Identity Theft Hotline at 1-800-908-4490



Form **990-PF**Department of the Treasury  
Internal Revenue Service**Return of Private Foundation**  
or Section 4947(a)(1) Nonexempt Charitable Trust  
Treated as a Private Foundation

OMB No 1545-0052

**2009**

Note: The foundation may be able to use a copy of this return to satisfy state reporting requirements

For calendar year 2009, or tax year beginning

10/01, 2009, and ending

09/30, 2010

G Check all that apply

☐ Initial return☐ Initial return of a former public charity☐ Final return☐ Amended return☐ Address change☐ Name changeUse the IRS  
label  
Otherwise,  
print  
or type.  
See Specific  
Instructions

Name of foundation

TR BERRY COLLEGE U/A L CAMPBELL SUNTRUST  
BANK, ATLANTA PCS TAX SERVICES 51-1123098

A Employer identification number

58-6320345

Number and street (or P O box number if mail is not delivered to street address)

Room/suite

B Telephone number (see page 10 of the instructions)

P.O. BOX 1908

City or town, state, and ZIP code

ORLANDO, FL 32802-1908

C If exemption application is  
pending, check here ☐D 1 Foreign organizations, check here ☐2 Foreign organizations meeting the  
85% test, check here and attach  
computation ☐E If private foundation status was terminated  
under section 507(b)(1)(A), check here ☐F If the foundation is in a 60-month termination  
under section 507(b)(1)(B), check here ☐H Check type of organization ☒ Section 501(c)(3) exempt private foundation☐ Section 4947(a)(1) nonexempt charitable trust ☐ Other taxable private foundationI Fair market value of all assets at end  
of year (from Part II, col. (c), lineJ Accounting method ☒ Cash ☐ Accrual☐ Other (specify)

16) \$ 53,952,718.

(Part I, column (d) must be on cash basis)

**Part I Analysis of Revenue and Expenses** (The  
total of amounts in columns (b), (c), and (d)  
may not necessarily equal the amounts in  
column (a) (see page 11 of the instructions))(a) Revenue and  
expenses per  
books(b) Net investment  
income(c) Adjusted net  
income(d) Disbursements  
for charitable  
purposes  
(cash basis only)

	(a) Revenue and expenses per books	(b) Net investment income	(c) Adjusted net income	(d) Disbursements for charitable purposes (cash basis only)
1 Contributions, gifts, grants, etc., received (attach schedule)				
2 Check <input checked="" type="checkbox"/> if the foundation is not required to attach Sch. B.				
3 Interest on savings and temporary cash investments				
4 Dividends and interest from securities	1,249,404.	1,260,198.		STMT 1
5a Gross rents				
b Net rental income or (loss)				
6a Net gain or (loss) from sale of assets not on line 10	679,858.			
b Gross sales price for all assets on line 6a 52,989,177.				
7 Capital gain net income (from Part IV, line 2)		679,853.		
8 Net short-term capital gain				
9 Income modifications				
10a Gross sales less returns and allowances				
b Less Cost of goods sold				
c Gross profit or (loss) (attach schedule)				
11 Other income (attach schedule)	12,560.	12,560.		STMT 2
12 Total. Add lines 1 through 11	1,941,822.	1,952,611.		
13 Compensation of officers, directors, trustees, etc.				
14 Other employee salaries and wages				
15 Pension plans, employee benefits				
16a Legal fees (attach schedule) STMT 3	15,040.	NONE	NONE	15,040.
b Accounting fees (attach schedule) STMT 4	2,500.	NONE	NONE	2,500.
c Other professional fees (attach schedule)				
17 Interest				
18 Taxes (attach schedule) (see page 14 of the instructions)	85,099.	8,286.		
19 Depreciation (attach schedule) and depletion				
20 Occupancy				
21 Travel, conferences, and meetings				
22 Printing and publications				
23 Other expenses (attach schedule)				
24 Total operating and administrative expenses.				
Add lines 13 through 23	102,639.	8,286.	NONE	17,540.
25 Contributions, gifts, grants paid	3,519,669.			3,519,669.
26 Total expenses and disbursements. Add lines 24 and 25	3,622,308.	8,286.	NONE	3,537,209.
27 Subtract line 26 from line 12				
a Excess of revenue over expenses and disbursements	-1,680,486.			
b Net investment income (if negative, enter -0-)		1,944,325.		
c Adjusted net income (if negative, enter -0-)				

For Privacy Act and Paperwork Reduction Act Notice, see page 30 of the instructions

JSA

Form 990-PF (2009)

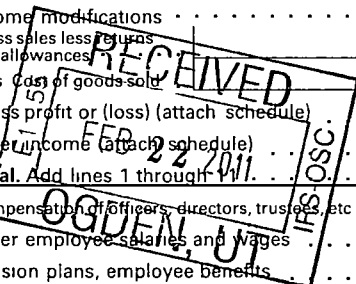
9E1410 1 000

IL5386 2TTR 11/19/2010 12:35:21

51-1123098

4

SCANNED FEB 25 2011



Part II Balance Sheets		Attached schedules and amounts in the description column should be for end-of-year amounts only (See instructions)		
		Beginning of year	End of year	
		(a) Book Value	(b) Book Value	(c) Fair Market Value
Assets	1 Cash - non-interest-bearing . . . . .			
	2 Savings and temporary cash investments . . . . .	249,701.	96,058.	96,058.
	3 Accounts receivable ▶ . . . . .			
	Less allowance for doubtful accounts ▶ . . . . .			
	4 Pledges receivable ▶ . . . . .			
	Less allowance for doubtful accounts ▶ . . . . .			
	5 Grants receivable . . . . .			
	6 Receivables due from officers, directors, trustees, and other disqualified persons (attach schedule) (see page 16 of the instructions)			
	7 Other notes and loans receivable (attach schedule) ▶ . . . . .			
	Less allowance for doubtful accounts ▶ . . . . .			
	8 Inventories for sale or use . . . . .			
	9 Prepaid expenses and deferred charges . . . . .			
	10 a Investments - U S and state government obligations (attach schedule) . . . . .			
	b Investments - corporate stock (attach schedule) . . . . .			
	c Investments - corporate bonds (attach schedule) . . . . .			
	11 Investments - land, buildings, and equipment basis ▶ . . . . .			
Less accumulated depreciation ▶ (attach schedule) . . . . .				
12 Investments - mortgage loans . . . . .				
13 Investments - other (attach schedule) . . . . . STMT 6	53,405,371.	51,868,163.	53,856,660.	
14 Land, buildings, and equipment basis ▶ . . . . .				
Less accumulated depreciation ▶ (attach schedule) . . . . .				
15 Other assets (describe ▶ . . . . .)				
16 Total assets (to be completed by all filers - see the instructions Also, see page 1, item I) . . . . .	53,655,072.	51,964,221.	53,952,718.	
Liabilities	17 Accounts payable and accrued expenses . . . . .			
	18 Grants payable . . . . .			
	19 Deferred revenue . . . . .			
	20 Loans from officers, directors, trustees, and other disqualified persons . . . . .			
	21 Mortgages and other notes payable (attach schedule) . . . . .			
	22 Other liabilities (describe ▶ . . . . .)			
23 Total liabilities (add lines 17 through 22) . . . . .				
Net Assets or Fund Balances	Foundations that follow SFAS 117, check here <input type="checkbox"/> and complete lines 24 through 26 and lines 30 and 31.			
	24 Unrestricted . . . . .			
	25 Temporarily restricted . . . . .			
	26 Permanently restricted . . . . .			
	Foundations that do not follow SFAS 117, check here and complete lines 27 through 31 <input checked="" type="checkbox"/> X			
	27 Capital stock, trust principal, or current funds . . . . .	53,655,072.	46,312,381.	
	28 Paid-in or capital surplus, or land, bldg, and equipment fund . . . . .			
	29 Retained earnings, accumulated income, endowment, or other funds . . . . .		5,651,840.	
	30 Total net assets or fund balances (see page 17 of the instructions) . . . . .	53,655,072.	51,964,221.	
	31 Total liabilities and net assets/fund balances (see page 17 of the instructions) . . . . .	53,655,072.	51,964,221.	

### Part III Analysis of Changes in Net Assets or Fund Balances

1 Total net assets or fund balances at beginning of year - Part II, column (a), line 30 (must agree with end-of-year figure reported on prior year's return) . . . . .	1	53,655,072.
2 Enter amount from Part I, line 27a . . . . .	2	-1,680,486.
3 Other increases not included in line 2 (itemize) ▶ . . . . .	3	
4 Add lines 1, 2, and 3 . . . . .	4	51,974,586.
5 Decreases not included in line 2 (itemize) ▶ SEE STATEMENT 7 . . . . .	5	10,365.
6 Total net assets or fund balances at end of year (line 4 minus line 5) - Part II, column (b), line 30 . . . . .	6	51,964,221.

**Part IV Capital Gains and Losses for Tax on Investment Income**

(a) List and describe the kind(s) of property sold (e.g., real estate, 2-story brick warehouse, or common stock, 200 shs. MLC Co.)			(b) How acquired P-Purchase D-Donation	(c) Date acquired (mo., day, yr.)	(d) Date sold (mo., day, yr.)
1a SEE PART IV DETAIL					
b					
c					
d					
e					
(e) Gross sales price	(f) Depreciation allowed (or allowable)	(g) Cost or other basis plus expense of sale	(h) Gain or (loss) (e) plus (f) minus (g)		
a					
b					
c					
d					
e					
Complete only for assets showing gain in column (h) and owned by the foundation on 12/31/69			(i) Gains (Col. (h) gain minus col. (k), but not less than -0- or Losses (from col. (h)))		
(i) FMV as of 12/31/69	(j) Adjusted basis as of 12/31/69	(k) Excess of col. (i) over col. (j), if any			
a					
b					
c					
d					
e					
2 Capital gain net income or (net capital loss) . . . . .			2	679,853.	
3 Net short-term capital gain or (loss) as defined in sections 1222(5) and (6) If gain, also enter in Part I, line 8, column (c) (see pages 13 and 17 of the instructions) If (loss), enter -0- in Part I, line 8. . . . .				3	

**Part V Qualification Under Section 4940(e) for Reduced Tax on Net Investment Income**

(For optional use by domestic private foundations subject to the section 4940(a) tax on net investment income.)

If section 4940(d)(2) applies, leave this part blank

Was the foundation liable for the section 4942 tax on the distributable amount of any year in the base period? . . . . ☐ Yes ☒ No  
 If "Yes," the foundation does not qualify under section 4940(e). Do not complete this part.

1 Enter the appropriate amount in each column for each year, see page 18 of the instructions before making any entries

(a) Base period years Calendar year (or tax year beginning in)	(b) Adjusted qualifying distributions	(c) Net value of noncharitable-use assets	(d) Distribution ratio (col. (b) divided by col. (c))
2008	2,608,385.	46,213,699.	0.05644181393
2007	NONE	NONE	NONE
2006	NONE	NONE	NONE
2005	NONE	NONE	NONE
2004			
2 Total of line 1, column (d) . . . . .			2 0.05644181393
3 Average distribution ratio for the 5-year base period - divide the total on line 2 by 5, or by the number of years the foundation has been in existence if less than 5 years . . . . .			3 0.02822090697
4 Enter the net value of noncharitable-use assets for 2009 from Part X, line 5 . . . . .			4 52,164,445.
5 Multiply line 4 by line 3 . . . . .			5 1,472,128.
6 Enter 1% of net investment income (1% of Part I, line 27b) . . . . .			6 19,443.
7 Add lines 5 and 6 . . . . .			7 1,491,571.
8 Enter qualifying distributions from Part XII, line 4 . . . . . If line 8 is equal to or greater than line 7, check the box in Part VI, line 1b, and complete that part using a 1% tax rate. See the Part VI instructions on page 18			8 3,537,209.

**Part VI Excise Tax Based on Investment Income (Section 4940(a), 4940(b), 4940(e), or 4948 - see page 18 of the instructions)**

1a	Exempt operating foundations described in section 4940(d)(2), check here <input type="checkbox"/> and enter "N/A" on line 1 Date of ruling or determination letter _____ (attach copy of ruling letter if necessary - see instructions)		
b	Domestic foundations that meet the section 4940(e) requirements in Part V, check here <input checked="" type="checkbox"/> and enter 1% of Part I, line 27b	1	19,443.
c	All other domestic foundations enter 2% of line 27b. Exempt foreign organizations enter 4% of Part I, line 12, col (b)		
2	Tax under section 511 (domestic section 4947(a)(1) trusts and taxable foundations only. Others enter -0-)	2	
3	Add lines 1 and 2	3	19,443.
4	Subtitle A (income) tax (domestic section 4947(a)(1) trusts and taxable foundations only. Others enter -0-)	4	NONE
5	<b>Tax based on investment income</b> Subtract line 4 from line 3. If zero or less, enter -0-	5	19,443.
6	Credits/Payments.		
a	2009 estimated tax payments and 2008 overpayment credited to 2009	6a	88,032.
b	Exempt foreign organizations-tax withheld at source	6b	NONE
c	Tax paid with application for extension of time to file (Form 8868)	6c	NONE
d	Backup withholding erroneously withheld	6d	
7	Total credits and payments. Add lines 6a through 6d	7	88,032.
8	Enter any <b>penalty</b> for underpayment of estimated tax. Check here <input type="checkbox"/> if Form 2220 is attached	8	
9	<b>Tax due</b> If the total of lines 5 and 8 is more than line 7, enter <b>amount owed</b>	9	
10	<b>Overpayment</b> If line 7 is more than the total of lines 5 and 8, enter the <b>amount overpaid</b>	10	68,589.
11	Enter the amount of line 10 to be <b>Credited to 2010 estimated tax</b> 19,444. <b>Refunded</b>	11	49,145.

**Part VII-A Statements Regarding Activities**

	Yes	No
1a During the tax year, did the foundation attempt to influence any national, state, or local legislation or did it participate or intervene in any political campaign?		X
b Did it spend more than \$100 during the year (either directly or indirectly) for political purposes (see page 19 of the instructions for definition)? If the answer is "Yes" to 1a or 1b, attach a detailed description of the activities and copies of any materials published or distributed by the foundation in connection with the activities		X
c Did the foundation file <b>Form 1120-POL</b> for this year?		X
d Enter the amount (if any) of tax on political expenditures (section 4955) imposed during the year: (1) On the foundation \$ _____ (2) On foundation managers \$ _____		
e Enter the reimbursement (if any) paid by the foundation during the year for political expenditure tax imposed on foundation managers \$ _____		
2 Has the foundation engaged in any activities that have not previously been reported to the IRS? If "Yes," attach a detailed description of the activities		X
3 Has the foundation made any changes, not previously reported to the IRS, in its governing instrument, articles of incorporation, or bylaws, or other similar instruments? If "Yes," attach a conformed copy of the changes		X
4a Did the foundation have unrelated business gross income of \$1,000 or more during the year?		X
b If "Yes," has it filed a tax return on <b>Form 990-T</b> for this year?	N/A	
5 Was there a liquidation, termination, dissolution, or substantial contraction during the year? If "Yes," attach the statement required by General Instruction T		X
6 Are the requirements of section 508(e) (relating to sections 4941 through 4945) satisfied either: • By language in the governing instrument, or • By state legislation that effectively amends the governing instrument so that no mandatory directions that conflict with the state law remain in the governing instrument?	X	
7 Did the foundation have at least \$5,000 in assets at any time during the year? If "Yes," complete Part II, col (c), and Part XV	X	
8a Enter the states to which the foundation reports or with which it is registered (see page 19 of the instructions) <b>STMT 8</b>		
b If the answer is "Yes" to line 7, has the foundation furnished a copy of Form 990-PF to the Attorney General (or designate) of each state as required by General Instruction G? If "No," attach explanation	X	
9 Is the foundation claiming status as a private operating foundation within the meaning of section 4942(j)(3) or 4942(j)(5) for calendar year 2009 or the taxable year beginning in 2009 (see instructions for Part XIV on page 27)? If "Yes," complete Part XIV		X
10 Did any persons become substantial contributors during the tax year? If "Yes," attach a schedule listing their names and addresses		X

Form 990-PF (2009)

**Part VII-A Statements Regarding Activities (continued)**

11	At any time during the year, did the foundation, directly or indirectly, own a controlled entity within the meaning of section 512(b)(13)? If "Yes," attach schedule (see page 20 of the instructions)	11		X
12	Did the foundation acquire a direct or indirect interest in any applicable insurance contract before August 17, 2008?	12		X
13	Did the foundation comply with the public inspection requirements for its annual returns and exemption application? Website address <u>N/A</u>	13	X	
14	The books are in care of <u>SUNTRUST BANK</u> Telephone no <u>(804) 782-7907</u> Located at <u>P.O. BOX 1908, ORLANDO, FL</u> ZIP + 4 <u>32802-1908</u>			
15	Section 4947(a)(1) nonexempt charitable trusts filing Form 990-PF in lieu of Form 1041 - Check here and enter the amount of tax-exempt interest received or accrued during the year	15	N/A	

**Part VII-B Statements Regarding Activities for Which Form 4720 May Be Required**

File Form 4720 if any item is checked in the "Yes" column, unless an exception applies.

	Yes	No
1a During the year did the foundation (either directly or indirectly)		
(1) Engage in the sale or exchange, or leasing of property with a disqualified person?	<input type="checkbox"/> Yes	<input checked="" type="checkbox"/> No
(2) Borrow money from, lend money to, or otherwise extend credit to (or accept it from) a disqualified person?	<input type="checkbox"/> Yes	<input checked="" type="checkbox"/> No
(3) Furnish goods, services, or facilities to (or accept them from) a disqualified person?	<input type="checkbox"/> Yes	<input checked="" type="checkbox"/> No
(4) Pay compensation to, or pay or reimburse the expenses of, a disqualified person?	<input type="checkbox"/> Yes	<input checked="" type="checkbox"/> No
(5) Transfer any income or assets to a disqualified person (or make any of either available for the benefit or use of a disqualified person)?	<input type="checkbox"/> Yes	<input checked="" type="checkbox"/> No
(6) Agree to pay money or property to a government official? (Exception Check "No" if the foundation agreed to make a grant to or to employ the official for a period after termination of government service, if terminating within 90 days)	<input type="checkbox"/> Yes	<input checked="" type="checkbox"/> No
b If any answer is "Yes" to 1a(1)-(6), did any of the acts fail to qualify under the exceptions described in Regulations section 53.4941(d)-3 or in a current notice regarding disaster assistance (see page 20 of the instructions)? Organizations relying on a current notice regarding disaster assistance check here	1b	X
c Did the foundation engage in a prior year in any of the acts described in 1a, other than excepted acts, that were not corrected before the first day of the tax year beginning in 2009?	1c	X
2 Taxes on failure to distribute income (section 4942) (does not apply for years the foundation was a private operating foundation defined in section 4942(j)(3) or 4942(j)(5))		
a At the end of tax year 2009, did the foundation have any undistributed income (lines 6d and 6e, Part XIII) for tax year(s) beginning before 2009? If "Yes," list the years	<input type="checkbox"/> Yes	<input checked="" type="checkbox"/> No
b Are there any years listed in 2a for which the foundation is not applying the provisions of section 4942(a)(2) (relating to incorrect valuation of assets) to the year's undistributed income? (If applying section 4942(a)(2) to all years listed, answer "No" and attach statement - see page 20 of the instructions)	2b	X
c If the provisions of section 4942(a)(2) are being applied to any of the years listed in 2a, list the years here		
3a Did the foundation hold more than a 2% direct or indirect interest in any business enterprise at any time during the year?	<input type="checkbox"/> Yes	<input checked="" type="checkbox"/> No
b If "Yes," did it have excess business holdings in 2009 as a result of (1) any purchase by the foundation or disqualified persons after May 26, 1969, (2) the lapse of the 5-year period (or longer period approved by the Commissioner under section 4943(c)(7)) to dispose of holdings acquired by gift or bequest, or (3) the lapse of the 10-, 15-, or 20-year first phase holding period? (Use Schedule C, Form 4720, to determine if the foundation had excess business holdings in 2009)	3b	N/A
4a Did the foundation invest during the year any amount in a manner that would jeopardize its charitable purposes?	4a	X
b Did the foundation make any investment in a prior year (but after December 31, 1969) that could jeopardize its charitable purpose that had not been removed from jeopardy before the first day of the tax year beginning in 2009?	4b	X

Form 990-PF (2009)

**Part VII-B** Statements Regarding Activities for Which Form 4720 May Be Required (continued)

- 5a During the year did the foundation pay or incur any amount to
- (1) Carry on propaganda, or otherwise attempt to influence legislation (section 4945(e))? ☐ Yes ☒ No
- (2) Influence the outcome of any specific public election (see section 4955), or to carry on, directly or indirectly, any voter registration drive? ☐ Yes ☒ No
- (3) Provide a grant to an individual for travel, study, or other similar purposes? ☐ Yes ☒ No
- (4) Provide a grant to an organization other than a charitable, etc., organization described in section 509(a)(1), (2), or (3), or section 4940(d)(2)? (see page 22 of the instructions) ☐ Yes ☒ No
- (5) Provide for any purpose other than religious, charitable, scientific, literary, or educational purposes, or for the prevention of cruelty to children or animals? ☐ Yes ☒ No
- b If any answer is "Yes" to 5a(1)-(5), did any of the transactions fail to qualify under the exceptions described in Regulations section 53.4945 or in a current notice regarding disaster assistance (see page 22 of the instructions)? ☐ Yes ☒ No
- Organizations relying on a current notice regarding disaster assistance check here ☐
- c If the answer is "Yes" to question 5a(4), does the foundation claim exemption from the tax because it maintained expenditure responsibility for the grant? ☐ Yes ☒ No
- If "Yes," attach the statement required by Regulations section 53.4945-5(d)
- 6a Did the foundation, during the year, receive any funds, directly or indirectly, to pay premiums on a personal benefit contract? ☐ Yes ☒ No
- b Did the foundation, during the year, pay premiums, directly or indirectly, on a personal benefit contract? ☐ Yes ☒ No
- If "Yes" to 6b, file Form 8870
- 7a At any time during the tax year, was the foundation a party to a prohibited tax shelter transaction? ☐ Yes ☒ No
- b If yes, did the foundation receive any proceeds or have any net income attributable to the transaction? ☐ Yes ☒ No

5b

N/A

6b

X

7b

N/A

**Part VIII** Information About Officers, Directors, Trustees, Foundation Managers, Highly Paid Employees, and Contractors**1** List all officers, directors, trustees, foundation managers and their compensation (see page 22 of the instructions).

(a) Name and address	(b) Title, and average hours per week devoted to position	(c) Compensation (if not paid, enter -0-)	(d) Contributions to employee benefit plans and deferred compensation	(e) Expense account, other allowances
SEE STATEMENT 9		-0-	-0-	-0-

**2** Compensation of five highest-paid employees (other than those included on line 1 - see page 23 of the instructions). If none, enter "NONE."

(a) Name and address of each employee paid more than \$50,000	(b) Title, and average hours per week devoted to position	(c) Compensation	(d) Contributions to employee benefit plans and deferred compensation	(e) Expense account, other allowances
NONE		NONE	NONE	NONE

Total number of other employees paid over \$50,000 ☐ NONE

Form 990-PF (2009)

**Part VIII Information About Officers, Directors, Trustees, Foundation Managers, Highly Paid Employees, and Contractors** (continued)**3 Five highest-paid independent contractors for professional services** (see page 23 of the instructions). If none, enter "NONE."

(a) Name and address of each person paid more than \$50,000	(b) Type of service	(c) Compensation
NONE		NONE

Total number of others receiving over \$50,000 for professional services . . . . . NONE

**Part IX-A Summary of Direct Charitable Activities**

List the foundation's four largest direct charitable activities during the tax year. Include relevant statistical information such as the number of organizations and other beneficiaries served, conferences convened, research papers produced, etc.

Expenses

1 NONE

2

3

4

**Part IX-B Summary of Program-Related Investments** (see page 23 of the instructions)

Describe the two largest program-related investments made by the foundation during the tax year on lines 1 and 2

Amount

1 NONE

2

All other program-related investments. See page 24 of the instructions

3 NONE

Total. Add lines 1 through 3 . . . . .

Form 990-PF (2009)



**Part X Minimum Investment Return** (All domestic foundations must complete this part. Foreign foundations, see page 24 of the instructions.)

1	Fair market value of assets not used (or held for use) directly in carrying out charitable, etc., purposes:		
a	Average monthly fair market value of securities	1a	52,679,574.
b	Average of monthly cash balances	1b	279,253.
c	Fair market value of all other assets (see page 24 of the instructions)	1c	NONE
d	Total (add lines 1a, b, and c)	1d	52,958,827.
e	Reduction claimed for blockage or other factors reported on lines 1a and 1c (attach detailed explanation)	1e	
2	Acquisition indebtedness applicable to line 1 assets	2	NONE
3	Subtract line 2 from line 1d	3	52,958,827.
4	Cash deemed held for charitable activities. Enter 1 1/2% of line 3 (for greater amount, see page 25 of the instructions)	4	794,382.
5	Net value of noncharitable-use assets. Subtract line 4 from line 3. Enter here and on Part V, line 4	5	52,164,445.
6	Minimum investment return. Enter 5% of line 5	6	2,608,222.

**Part XI Distributable Amount** (see page 25 of the instructions) (Section 4942(j)(3) and (j)(5) private operating foundations and certain foreign organizations check here ☐ and do not complete this part.)

1	Minimum investment return from Part X, line 6	1	2,608,222.
2a	Tax on investment income for 2009 from Part VI, line 5	2a	19,443.
b	Income tax for 2009. (This does not include the tax from Part VI.)	2b	
c	Add lines 2a and 2b	2c	19,443.
3	Distributable amount before adjustments Subtract line 2c from line 1	3	2,588,779.
4	Recoveries of amounts treated as qualifying distributions	4	NONE
5	Add lines 3 and 4	5	2,588,779.
6	Deduction from distributable amount (see page 25 of the instructions)	6	NONE
7	Distributable amount as adjusted Subtract line 6 from line 5 Enter here and on Part XIII, line 1	7	2,588,779.

**Part XII Qualifying Distributions** (see page 25 of the instructions)

1	Amounts paid (including administrative expenses) to accomplish charitable, etc., purposes:		
a	Expenses, contributions, gifts, etc. - total from Part I, column (d), line 26	1a	3,537,209.
b	Program-related investments - total from Part IX-B	1b	
2	Amounts paid to acquire assets used (or held for use) directly in carrying out charitable, etc., purposes	2	NONE
3	Amounts set aside for specific charitable projects that satisfy the:		
a	Suitability test (prior IRS approval required)	3a	NONE
b	Cash distribution test (attach the required schedule)	3b	NONE
4	Qualifying distributions Add lines 1a through 3b Enter here and on Part V, line 8, and Part XIII, line 4	4	3,537,209.
5	Foundations that qualify under section 4940(e) for the reduced rate of tax on net investment income. Enter 1% of Part I, line 27b (see page 26 of the instructions)	5	19,443.
6	Adjusted qualifying distributions. Subtract line 5 from line 4	6	3,517,766.

**Note:** The amount on line 6 will be used in Part V, column (b), in subsequent years when calculating whether the foundation qualifies for the section 4940(e) reduction of tax in those years

**Part XIII Undistributed Income** (see page 26 of the instructions)

	(a) Corpus	(b) Years prior to 2008	(c) 2008	(d) 2009
1 Distributable amount for 2009 from Part XI, line 7 . . . . .				2,588,779.
2 Undistributed income, if any, as of the end of 2009				
a Enter amount for 2008 only . . . . .			NONE	
b Total for prior years 20____, 20____, 20____		NONE		
3 Excess distributions carryover, if any, to 2009				
a From 2004 . . . . .	NONE			
b From 2005 . . . . .	NONE			
c From 2006 . . . . .	NONE			
d From 2007 . . . . .	NONE			
e From 2008 . . . . .	325,130.			
f Total of lines 3a through e . . . . .	325,130.			
4 Qualifying distributions for 2009 from Part XII, line 4 ► \$ 3,537,209.				
a Applied to 2008, but not more than line 2a . . . . .			NONE	
b Applied to undistributed income of prior years (Election required - see page 26 of the instructions) . . . . .		NONE		
c Treated as distributions out of corpus (Election required - see page 26 of the instructions) . . . . .	NONE			
d Applied to 2009 distributable amount . . . . .				2,588,779.
e Remaining amount distributed out of corpus . . . . .	948,430.			
5 Excess distributions carryover applied to 2009 (If an amount appears in column (d), the same amount must be shown in column (a) )	NONE			NONE
6 Enter the net total of each column as indicated below:				
a Corpus Add lines 3f, 4c, and 4e Subtract line 5	1,273,560.			
b Prior years' undistributed income Subtract line 4b from line 2b . . . . .		NONE		
c Enter the amount of prior years' undistributed income for which a notice of deficiency has been issued, or on which the section 4942(a) tax has been previously assessed . . . . .		NONE		
d Subtract line 6c from line 6b Taxable amount - see page 27 of the instructions . . . . .		NONE		
e Undistributed income for 2008 Subtract line 4a from line 2a Taxable amount - see page 27 of the instructions . . . . .			NONE	
f Undistributed income for 2009 Subtract lines 4d and 5 from line 1 This amount must be distributed in 2010. . . . .				NONE
7 Amounts treated as distributions out of corpus to satisfy requirements imposed by section 170(b)(1)(F) or 4942(g)(3) (see page 27 of the instructions) . . . . .	NONE			
8 Excess distributions carryover from 2004 not applied on line 5 or line 7 (see page 27 of the instructions) . . . . .	NONE			
9 Excess distributions carryover to 2010. Subtract lines 7 and 8 from line 6a . . . . .	1,273,560.			
10 Analysis of line 9:				
a Excess from 2005 . . . . .	NONE			
b Excess from 2006 . . . . .	NONE			
c Excess from 2007 . . . . .	NONE			
d Excess from 2008 . . . . .	325,130.			
e Excess from 2009 . . . . .	948,430.			

**b** Check box to indicate whether the foundation is a private operating foundation described in section

4942(1)(5)

- (4) Gross investment income .

[illegible]

**Part XV** Supplementary Information (continued)**3 Grants and Contributions Paid During the Year or Approved for Future Payment**

Recipient Name and address (home or business)	If recipient is an individual, show any relationship to any foundation manager or substantial contributor	Foundation status of recipient	Purpose of grant or contribution	Amount
<b>a</b> <i>Paid during the year</i>  SEE STATEMENT 10				
<b>Total</b> . . . . .			▶ <b>3a</b>	3,519,669.
<b>b</b> <i>Approved for future payment</i>				
<b>Total</b> . . . . .			▶ <b>3b</b>	

## Enter gross amounts unless otherwise indicated

(See worksheet in line 13 instructions on page 28 to verify calculations.)

Line No. ▼	Explain below how each activity for which income is reported in column (e) of Part XVI-A contributed importantly to the accomplishment of the foundation's exempt purposes (other than by providing funds for such purposes). (See page 29 of the instructions.)
---------------	--

JSA  
9E1492 1 000

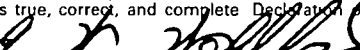

## Information Regarding Transfers To and Transactions and Relationships With Noncharitable Exempt Organizations

- | 1 Did the organization directly or indirectly engage in any of the following with any other organization described in section 501(c) of the Code (other than section 501(c)(3) organizations) or in section 527, relating to political organizations?  |  | Yes | No |
|--|--|-----|----|
| a Transfers from the reporting foundation to a noncharitable exempt organization of  |  |     |    |
| (1) Cash   |  |     | X  |
| (2) Other assets   |  |     | X  |
| b Other transactions   |  |     |    |
| (1) Sales of assets to a noncharitable exempt organization   |  |     | X  |
| (2) Purchases of assets from a noncharitable exempt organization   |  |     | X  |
| (3) Rental of facilities, equipment, or other assets   |  |     | X  |
| (4) Reimbursement arrangements   |  |     | X  |
| (5) Loans or loan guarantees   |  |     | X  |
| (6) Performance of services or membership or fundraising solicitations   |  |     | X  |
| c Sharing of facilities, equipment, mailing lists, other assets, or paid employees   |  |     | X  |
| d If the answer to any of the above is "Yes," complete the following schedule. Column (b) should always show the fair market value of the goods, other assets, or services given by the reporting foundation. If the foundation received less than fair market value in any transaction or sharing arrangement, show in column (d) the value of the goods, other assets, or services received. |  |     |    |

[illegible]

- 2a** Is the foundation directly or indirectly affiliated with, or related to, one or more tax-exempt organizations described in section 501(c) of the Code (other than section 501(c)(3)) or in section 527? ☐ Yes ☒ No
- b** If "Yes," complete the following schedule

(a) Name of organization	(b) Type of organization	(c) Description of relationship
N/A		

Sign Here	Under penalties of perjury, I declare that I have examined this return, including accompanying schedules and statements, and to the best of my knowledge and belief, it is true, correct, and complete Declaration of preparer (other than taxpayer or fiduciary) is based on all information of which preparer has any knowledge				
	 Signature of officer or trustee		11/19/2010 Date		TRUSTEE Title
	E. W. WOHLFORD				
Paid Preparer's Use Only	Preparer's signature 		Date 11/19/2010		Check if self-employed <input type="checkbox"/>
	Firm's name (or yours if self-employed), address, and ZIP code KPMG LLP 100 WESTMINSTER ST, 6TH FL, SUITE A PROVIDENCE, RI 02903-9605		Preparer's identifying number (See Signature on page 30 of the instructions) P00353001 EIN ▶ 13-5565207 Phone no 888-942-3272		

Form **990-PF** (2009)

**FORM 990-PF - PART IV**  
**CAPITAL GAINS AND LOSSES FOR TAX ON INVESTMENT INCOME**

Kind of Property		Description				Date acquired	Date sold
Gross sale price less expenses of sale	Depreciation allowed/allowable	Cost or other basis	FMV as of 12/31/69	Adj basis as of 12/31/69	Excess of FMV over adj basis	Gain or (loss)	
		TOTAL LONG-TERM CAPITAL GAIN DIVIDENDS				73,387.	
490,820.00		11216.179 DREYFUS/TBC SMALLCAP GROWTH-I PROPERTY TYPE: SECURITIES 375,742.00				01/30/2009 115,078.00	11/16/2009
2902145.00		65787. ISHARES TR RUSSELL MIDCAP GRWTH I PROPERTY TYPE: SECURITIES 2484051.00				07/21/2009 418,094.00	11/16/2009
424,424.00		20856.216 JANUS PERKINS SMALL CAP VALUE- PROPERTY TYPE: SECURITIES 403,151.00				09/09/2009 21,273.00	11/16/2009
2412855.00		161827.968 MFS RESEARCH INTL-I PROPERTY TYPE: SECURITIES 2671780.00				08/18/2008 -258925.00	11/16/2009
494,304.00		58636.299 PIMCO COMMODITY REALRTN STRATE PROPERTY TYPE: SECURITIES 415,145.00				05/12/2009 79,159.00	11/16/2009
776,112.00		85100. RIDGEWORTH FD-SEIX HIGH YIELD #85 PROPERTY TYPE: SECURITIES 708,032.00				05/12/2009 68,080.00	11/16/2009
562,898.00		42514.955 ROWE T PRICE REAL ESTATE FD CO PROPERTY TYPE: SECURITIES 818,838.00				09/02/2008 -255940.00	11/16/2009
6624953.00		421434.694 MFS CORE GROWTH-I PROPERTY TYPE: SECURITIES 5474145.00				11/16/2009 1150808.00	12/08/2009
10,000.00		211.193 DREYFUS/TBC SMALLCAP GROWTH-I PROPERTY TYPE: SECURITIES 7,075.00				01/30/2009 2,925.00	03/31/2010
20,820.00		962.547 GOLDMAN SACHS TRGROWTH OPPORTUNI PROPERTY TYPE: SECURITIES 19,078.00				11/16/2009 1,742.00	03/31/2010

**FORM 990-PF - PART IV**  
**CAPITAL GAINS AND LOSSES FOR TAX ON INVESTMENT INCOME**

Kind of Property		Description				Date acquired	Date sold
Gross sale price less expenses of sale	Depreciation allowed/allowable	Cost or other basis	FMV as of 12/31/69	Adj basis as of 12/31/69	Excess of FMV over adj basis	Gain or (loss)	
7,500.00		335.121 JANUS PERKINS SMALL CAP VALUE-I PROPERTY TYPE: SECURITIES 6,478.00				09/09/2009 1,022.00	03/31/2010
24,000.00		1666.667 MFS RESEARCH INTL-I PROPERTY TYPE: SECURITIES 27,517.00				08/18/2008 -3,517.00	03/31/2010
6,200.00		792.839 PIMCO COMMODITY REALRTN STRATEGY PROPERTY TYPE: SECURITIES 5,613.00				05/12/2009 587.00	03/31/2010
18,100.00		1620.412 RIDGEWORTH FD-MIDCAP VAL EQTY # PROPERTY TYPE: SECURITIES 23,302.00				06/01/2007 -5,202.00	03/31/2010
105,000.00		8966.694 RIDGEWORTH FD-LARGECAP VAL EQTY PROPERTY TYPE: SECURITIES 111,725.00				06/24/2005 -6,725.00	03/31/2010
3,900.00		256.748 ROWE T PRICE REAL ESTATE FD COM PROPERTY TYPE: SECURITIES 4,887.00				09/02/2008 -987.00	03/31/2010
105,000.00		981.125 VANGUARD INSTITUTIONAL INDEX FDS PROPERTY TYPE: SECURITIES 138,182.00				06/01/2007 -33,182.00	03/31/2010
700,000.00		65481.759 RIDGEWORTH FD-TOTAL RETURN BD- PROPERTY TYPE: SECURITIES 703,274.00				11/16/2009 -3,274.00	04/23/2010
2315899.00		43401. ISHARES TR RUSSELL 1000 GROWTH IN PROPERTY TYPE: SECURITIES 2112652.00				12/08/2009 203,247.00	04/29/2010
1709615.00		34783.628 DREYFUS/TBC SMALLCAP GROWTH-I PROPERTY TYPE: SECURITIES 1165252.00				01/30/2009 544,363.00	04/30/2010
1173900.00		53045.639 GOLDMAN SACHS TRGROWTH OPPORTU PROPERTY TYPE: SECURITIES 1051365.00				11/16/2009 122,535.00	04/30/2010



**FORM 990-PF - PART IV  
CAPITAL GAINS AND LOSSES FOR TAX ON INVESTMENT INCOME**

Kind of Property		Description				Date acquired	Date sold
Gross sale price less expenses of sale	Depreciation allowed/allowable	Cost or other basis	FMV as of 12/31/69	Adj basis as of 12/31/69	Excess of FMV over adj basis	Gain or (loss)	
448,225.00		19024.831 JANUS PERKINS SMALL CAP VALUE-PROPERTY TYPE: SECURITIES 367,750.00				09/09/2009 80,475.00	04/30/2010
1627300.00		115247.875 MFS RESEARCH INTL-I PROPERTY TYPE: SECURITIES 1902742.00				08/18/2008 -275442.00	04/30/2010
63,800.00		7876.543 PIMCO COMMODITY REALRTN STRATEG PROPERTY TYPE: SECURITIES 55,766.00				05/12/2009 8,034.00	04/30/2010
1213225.00		103517.492 RIDGEWORTH FD-MIDCAP VAL EQTY PROPERTY TYPE: SECURITIES 1488582.00				06/01/2007 -275357.00	04/30/2010
5079525.00		421887.458 RIDGEWORTH FD-LARGECAP VAL EQ PROPERTY TYPE: SECURITIES 5247619.00				03/27/2008 -168094.00	04/30/2010
4259112.00		395460.766 RIDGEWORTH FD-TOTAL RETURN BD PROPERTY TYPE: SECURITIES 4221601.00				11/16/2009 37,511.00	04/30/2010
3224463.00		299392.994 RIDGEWORTH FD-TOTAL RETURN BD PROPERTY TYPE: SECURITIES 3046519.00				03/18/2009 177,944.00	04/30/2010
193,450.00		11724.242 ROWE T PRICE REAL ESTATE FD CO PROPERTY TYPE: SECURITIES 223,150.00				09/02/2008 -29,700.00	04/30/2010
2696425.00		24806.118 VANGUARD INSTITUTIONAL INDEX F PROPERTY TYPE: SECURITIES 3465800.00				06/01/2007 -769375.00	04/30/2010
4537790.00		94082. ISHARES TR RUSSELL 1000 GROWTH IN PROPERTY TYPE: SECURITIES 4579677.00				12/08/2009 -41,887.00	06/11/2010
128,050.00		12125.947 FORUM ABSOLUTE STRATEGIES-I PROPERTY TYPE: SECURITIES 130,111.00				04/30/2010 -2,061.00	06/28/2010

**FORM 990-PF - PART IV  
CAPITAL GAINS AND LOSSES FOR TAX ON INVESTMENT INCOME**

Kind of Property		Description				Date acquired	Date sold
Gross sale price less expenses of sale	Depreciation allowed/allowable	Cost or other basis	FMV as of 12/31/69	Adj basis as of 12/31/69	Excess of FMV over adj basis	Gain or (loss)	
245,600.00		12009.779 GOLDMAN SACHS TRGROWTH OPPORTU PROPERTY TYPE: SECURITIES 238,034.00				11/16/2009 7,566.00	06/28/2010
59,168.00		555. ISHARES TR BARCLAYS TIPS BD ETF PROPERTY TYPE: SECURITIES 58,688.00				04/29/2010 480.00	06/28/2010
275,175.00		21102.377 MFS RESEARCH INTL-I PROPERTY TYPE: SECURITIES 348,400.00				08/18/2008 -73,225.00	06/28/2010
352,200.00		31306.666 PACIFIC INVESTMENT MANAGEMENT PROPERTY TYPE: SECURITIES 348,443.00				04/30/2010 3,757.00	06/28/2010
165,900.00		15906.04 RIDGEWORTH FD-MIDCAP VAL EQTY # PROPERTY TYPE: SECURITIES 183,496.00				06/12/2008 -17,596.00	06/28/2010
465,825.00		42502.281 RIDGEWORTH FD-TOTAL RETURN BD- PROPERTY TYPE: SECURITIES 430,548.00				03/10/2009 35,277.00	06/28/2010
11,725.00		1266.198 RIDGEWORTH FD-SEIX HIGH YIELD # PROPERTY TYPE: SECURITIES 12,118.00				04/30/2010 -393.00	06/28/2010
136,634.00		1690. VANGUARD BD INDEX SHORT TERM BD ET PROPERTY TYPE: SECURITIES 135,459.00				04/29/2010 1,175.00	06/28/2010
182,925.00		7159.492 INVESCO SMALL CAP GROWTH-I PROPERTY TYPE: SECURITIES 186,934.00				04/30/2010 -4,009.00	09/15/2010
407,700.00		18684.693 GOLDMAN SACHS TRGROWTH OPPORTU PROPERTY TYPE: SECURITIES 370,331.00				11/16/2009 37,369.00	09/15/2010
470,400.00		14604.16 HARBOR FUND CAPITAL APPRECIATIO PROPERTY TYPE: SECURITIES 461,930.00				06/11/2010 8,470.00	09/15/2010

**FORM 990-PF - PART IV  
CAPITAL GAINS AND LOSSES FOR TAX ON INVESTMENT INCOME**

Kind of Property		Description				P or D	Date acquired	Date sold
Gross sale price less expenses of sale	Depreciation allowed/ allowable	Cost or other basis	FMV as of 12/31/69	Adj basis as of 12/31/69	Excess of FMV over adj basis		Gain or (loss)	
388,650.00		22195.888 HARTFORD DIVIDEND & GROWTH-Y PROPERTY TYPE: SECURITIES 404,853.00					04/30/2010 -16,203.00	09/15/2010
36,366.00		1662.833 JANUS PERKINS SMALL CAP VALUE-I PROPERTY TYPE: SECURITIES 36,150.00					06/28/2010 216.00	09/15/2010
104,559.00		4780.925 JANUS PERKINS SMALL CAP VALUE-I PROPERTY TYPE: SECURITIES 92,415.00					09/09/2009 12,144.00	09/15/2010
562,875.00		22742.424 THE JENSEN PORTFOLIO-I PROPERTY TYPE: SECURITIES 588,347.00					04/30/2010 -25,472.00	09/15/2010
182,625.00		8331.432 LEGG MASON BATTERYMRC EMRG MKTS PROPERTY TYPE: SECURITIES 180,126.00					04/30/2010 2,499.00	09/15/2010
492,075.00		34195.623 MFS RESEARCH INTL-I PROPERTY TYPE: SECURITIES 564,570.00					08/18/2008 -72,495.00	09/15/2010
21,346.00		2599.999 PIMCO COMMODITY REALRTN STRATEG PROPERTY TYPE: SECURITIES 19,500.00					06/28/2010 1,846.00	09/15/2010
49,379.00		6014.497 PIMCO COMMODITY REALRTN STRATEG PROPERTY TYPE: SECURITIES 42,583.00					05/12/2009 6,796.00	09/15/2010
203,700.00		19019.608 RIDGEWORTH FD-MIDCAP VAL EQTY PROPERTY TYPE: SECURITIES 190,957.00					06/12/2008 12,743.00	09/15/2010
361,100.00		31703.249 RIDGEWORTH FD-LARGECAP VAL EQT PROPERTY TYPE: SECURITIES 391,535.00					03/27/2008 -30,435.00	09/15/2010
21,550.00		1294.294 ROWE T PRICE REAL ESTATE FD COM PROPERTY TYPE: SECURITIES 24,635.00					09/02/2008 -3,085.00	09/15/2010

**FORM 990-PF - PART IV**  
**CAPITAL GAINS AND LOSSES FOR TAX ON INVESTMENT INCOME**

Kind of Property		Description				P or D	Date acquired	Date sold
Gross sale price less expenses of sale	Depreciation allowed/ allowable	Cost or other basis	FMV as of 12/31/69	Adj basis as of 12/31/69	Excess of FMV over adj basis		Gain or (loss)	
2639226.00		32422. VANGUARD BD INDEX SHORT TERM BD E PROPERTY TYPE: SECURITIES 2598730.00					04/29/2010 40,496.00	09/15/2010
718,075.00		6947.32 VANGUARD INSTITUTIONAL INDEX FDS PROPERTY TYPE: SECURITIES 943,941.00					12/21/2007 -225866.00	09/16/2010
TOTAL GAIN (LOSS) .....		.....					----- 679,853. =====	

FORM 990PF, PART I - DIVIDENDS AND INTEREST FROM SECURITIES  
=====

DESCRIPTION -----	REVENUE AND EXPENSES PER BOOKS -----	NET INVESTMENT INCOME -----
DIVIDENDS & INTEREST	1,249,404.	1,260,198.
	-----	-----
TOTAL	1,249,404.	1,260,198.
	=====	=====

FORM 990PF, PART I - OTHER INCOME

=====

DESCRIPTION	REVENUE AND EXPENSES PER BOOKS	NET INVESTMENT INCOME
-----	-----	-----
FEE CREDITS	12,560.	12,560.
	-----	-----
TOTALS	12,560.	12,560.
	=====	=====

FORM 990PF, PART I - LEGAL FEES  
=====

DESCRIPTION -----	REVENUE AND EXPENSES PER BOOKS -----	NET INVESTMENT INCOME -----	ADJUSTED NET INCOME -----	CHARITABLE PURPOSES -----
JONES DAY	5,605.			5,605.
ABRAMS, DAVIS, MASON & LONG LLC	9,435.			9,435.
TOTALS	15,040.	NONE	NONE	15,040.
	=====	=====	=====	=====

FORM 990PF, PART I - ACCOUNTING FEES

DESCRIPTION	REVENUE AND EXPENSES PER BOOKS	NET INVESTMENT INCOME	ADJUSTED NET INCOME	CHARITABLE PURPOSES
TAX PREP FEE	2,500.			2,500.
TOTALS	2,500.	NONE	NONE	2,500.



FORM 990PF, PART I - TAXES  
=====

DESCRIPTION -----	REVENUE AND EXPENSES PER BOOKS -----	NET INVESTMENT INCOME -----
2010 FED. EXCISE TAX	85,099.	8,286.
FOREIGN TAXES		
TOTALS	85,099.	8,286.
	=====	=====

TR BERRY COLLEGE U/A L CAMPBELL SUNTRUST

58-6320345

FORM 990PF, PART II - OTHER INVESTMENTS

=====

COST/

FMV

C OR F

DESCRIPTION

BEGINNING  
BOOK VALUE

ENDING  
BOOK VALUE

ENDING  
FMV

SEE ATTACHED STATEMENT

C

53,405,371.

51,868,163.

53,856,660.

TOTALS

53,405,371.

51,868,163.

53,856,660.

FORM 990PF, PART III - OTHER DECREASES IN NET WORTH OR FUND BALANCES  
=====

DESCRIPTION -----	AMOUNT -----
B.V. ADJ. - RETURN OF CAPITAL	10,365.
	-----
TOTAL	10,365.
	=====

-----  
STATE(S) WHERE THE FOUNDATION IS REGISTERED  
=====

GA

FORM 990PF, PART VIII - LIST OF OFFICERS, DIRECTORS, AND TRUSTEES

OFFICER NAME:

SUNTRUST BANK

ADDRESS:

P.O. BOX 4655

ATLANTA, GA 30302

TITLE:

TRUSTEE, AS REQ'D

FORM 990PF, PART XV, LINE 3 - CONTRIBUTIONS, GIFTS, GRANTS PAID

=====

## RECIPIENT NAME:

BERRY COLLEGE

## ADDRESS:

2277 MARTHA BERRY HWY, N.W.

MOUNT BERRY, GA 30149

## RELATIONSHIP:

NONE

## PURPOSE OF GRANT:

GENERAL CHARITABLE PURPOSE

## FOUNDATION STATUS OF RECIPIENT:

N/A

AMOUNT OF GRANT PAID .....3,519,669.

TOTAL GRANTS PAID:

3,519,669.

=====

**SCHEDULE D**  
**(Form 1041)**

Department of the Treasury  
Internal Revenue Service

# Capital Gains and Losses

► Attach to Form 1041, Form 5227, or Form 990-T. See the instructions for Schedule D (Form 1041) (also for Form 5227 or Form 990-T, if applicable).

OMB No 1545-0092

**2009**

Name of estate or trust

TR BERRY COLLEGE U/A L CAMPBELL SUNTRUST

Employer identification number

58-6320345

**Note:** Form 5227 filers need to complete **only** Parts I and II

**Part I Short-Term Capital Gains and Losses - Assets Held One Year or Less**

(a) Description of property (Example 100 shares 7% preferred of "Z" Co)	(b) Date acquired (mo, day, yr)	(c) Date sold (mo, day, yr)	(d) Sales price	(e) Cost or other basis (see page 4 of the instructions)	(f) Gain or (loss) for the entire year Subtract (e) from (d)
<b>1a</b>					

<b>b</b> Enter the short-term gain or (loss), if any, from Schedule D-1, line 1b . . . . .	<b>1b</b>	2,318,220.
<b>2</b> Short-term capital gain or (loss) from Forms 4684, 6252, 6781, and 8824 . . . . .	<b>2</b>	
<b>3</b> Net short-term gain or (loss) from partnerships, S corporations, and other estates or trusts . . . . .	<b>3</b>	
<b>4</b> Short-term capital loss carryover. Enter the amount, if any, from line 9 of the 2008 Capital Loss Carryover Worksheet . . . . .	<b>4</b>	( )
<b>5</b> <b>Net short-term gain or (loss).</b> Combine lines 1a through 4 in column (f). Enter here and on line 13, column (3) on the back . . . . . ►	<b>5</b>	2,318,220.

**Part II Long-Term Capital Gains and Losses - Assets Held More Than One Year**

(a) Description of property (Example 100 shares 7% preferred of "Z" Co)	(b) Date acquired (mo, day, yr)	(c) Date sold (mo, day, yr)	(d) Sales price	(e) Cost or other basis (see page 4 of the instructions)	(f) Gain or (loss) for the entire year Subtract (e) from (d)
<b>6a</b> LONG-TERM CAPITAL GAIN DIVIDENDS		STMT 1			73,387.

<b>b</b> Enter the long-term gain or (loss), if any, from Schedule D-1, line 6b . . . . .	<b>6b</b>	-1,712,956.
<b>7</b> Long-term capital gain or (loss) from Forms 2439, 4684, 6252, 6781, and 8824 . . . . .	<b>7</b>	
<b>8</b> Net long-term gain or (loss) from partnerships, S corporations, and other estates or trusts . . . . .	<b>8</b>	
<b>9</b> Capital gain distributions . . . . .	<b>9</b>	1,202.
<b>10</b> Gain from Form 4797, Part I . . . . .	<b>10</b>	
<b>11</b> Long-term capital loss carryover. Enter the amount, if any, from line 14 of the 2008 Capital Loss Carryover Worksheet . . . . .	<b>11</b>	( )
<b>12</b> <b>Net long-term gain or (loss).</b> Combine lines 6a through 11 in column (f). Enter here and on line 14a, column (3) on the back . . . . . ►	<b>12</b>	-1,638,367.

For Paperwork Reduction Act Notice, see the Instructions for Form 1041

Schedule D (Form 1041) 2009

**Part III Summary of Parts I and II****Caution:** Read the instructions before completing this part.

	(1) Beneficiaries' (see page 5)	(2) Estate's or trust's	(3) Total
<b>13</b> Net short-term gain or (loss) . . . . .	<b>13</b>		2,318,220.
<b>14</b> Net long-term gain or (loss):			
<b>a</b> Total for year . . . . .	<b>14a</b>		-1,638,367.
<b>b</b> Unrecaptured section 1250 gain (see line 18 of the wrkshet) . . . . .	<b>14b</b>		
<b>c</b> 28% rate gain . . . . .	<b>14c</b>		
<b>15</b> Total net gain or (loss). Combine lines 13 and 14a . . . . .	<b>15</b>		679,853.

**Note:** If line 15, column (3), is a net gain, enter the gain on Form 1041, line 4 (or Form 990-T, Part I, line 4a). If lines 14a and 15, column (2), are net gains, go to Part V, and do not complete Part IV. If line 15, column (3), is a net loss, complete Part IV and the **Capital Loss Carryover Worksheet**, as necessary.

**Part IV Capital Loss Limitation**

<b>16</b> Enter here and enter as a (loss) on Form 1041, line 4 (or Form 990-T, Part I, line 4c, if a trust), the smaller of	<b>16</b>	( )
<b>a</b> The loss on line 15, column (3) or <b>b</b> \$3,000 . . . . .		

**Note:** If the loss on line 15, column (3), is more than \$3,000, or if Form 1041, page 1, line 22 (or Form 990-T, line 34), is a loss, complete the **Capital Loss Carryover Worksheet** on page 7 of the instructions to figure your capital loss carryover.

**Part V Tax Computation Using Maximum Capital Gains Rates**

**Form 1041 filers.** Complete this part **only** if both lines 14a and 15 in column (2) are gains, or an amount is entered in Part I or Part II and there is an entry on Form 1041, line 2b(2), and Form 1041, line 22, is more than zero.

**Caution:** Skip this part and complete the worksheet on page 8 of the instructions if

- Either line 14b, col. (2) or line 14c, col. (2) is more than zero, or
- Both Form 1041, line 2b(1), and Form 4952, line 4g are more than zero

**Form 990-T trusts.** Complete this part **only** if both lines 14a and 15 are gains, or qualified dividends are included in income in Part I of Form 990-T, and Form 990-T, line 34, is more than zero. Skip this part and complete the worksheet on page 8 of the instructions if either line 14b, col. (2) or line 14c, col. (2) is more than zero.

<b>17</b> Enter taxable income from Form 1041, line 22 (or Form 990-T, line 34) . . . . .	<b>17</b>		
<b>18</b> Enter the <b>smaller</b> of line 14a or 15 in column (2) but not less than zero . . . . .	<b>18</b>		
<b>19</b> Enter the estate's or trust's qualified dividends from Form 1041, line 2b(2) (or enter the qualified dividends included in income in Part I of Form 990-T) . . . . .	<b>19</b>		
<b>20</b> Add lines 18 and 19 . . . . .	<b>20</b>		
<b>21</b> If the estate or trust is filing Form 4952, enter the amount from line 4g, otherwise, enter -0- . . . . .	<b>21</b>		
<b>22</b> Subtract line 21 from line 20. If zero or less, enter -0- . . . . .	<b>22</b>		
<b>23</b> Subtract line 22 from line 17. If zero or less, enter -0- . . . . .	<b>23</b>		
<b>24</b> Enter the <b>smaller</b> of the amount on line 17 or \$2,300 . . . . .	<b>24</b>		
<b>25</b> Is the amount on line 23 equal to or more than the amount on line 24? <input type="checkbox"/> <b>Yes.</b> Skip lines 25 and 26, go to line 27 and check the "No" box <input type="checkbox"/> <b>No.</b> Enter the amount from line 23 . . . . .	<b>25</b>		
<b>26</b> Subtract line 25 from line 24 . . . . .	<b>26</b>		
<b>27</b> Are the amounts on lines 22 and 26 the same? <input type="checkbox"/> <b>Yes.</b> Skip lines 27 thru 30, go to line 31 <input type="checkbox"/> <b>No.</b> Enter the smaller of line 17 or line 22 . . . . .	<b>27</b>		
<b>28</b> Enter the amount from line 26 (If line 26 is blank, enter -0-) . . . . .	<b>28</b>		
<b>29</b> Subtract line 28 from line 27 . . . . .	<b>29</b>		
<b>30</b> Multiply line 29 by 15% ( 15 ) . . . . .		<b>30</b>	
<b>31</b> Figure the tax on the amount on line 23. Use the 2009 Tax Rate Schedule for Estates and Trusts (see the Schedule G instructions in the instructions for Form 1041) . . . . .		<b>31</b>	
<b>32</b> Add lines 30 and 31 . . . . .		<b>32</b>	
<b>33</b> Figure the tax on the amount on line 17. Use the 2009 Tax Rate Schedule for Estates and Trusts (see the Schedule G instructions in the instructions for Form 1041) . . . . .		<b>33</b>	
<b>34</b> <b>Tax on all taxable income.</b> Enter the <b>smaller</b> of line 32 or line 33 here and on Form 1041, Schedule G, line 1a (or Form 990-T, line 36) . . . . .		<b>34</b>	

Schedule D (Form 1041) 2009



**SCHEDULE D-1  
(Form 1041)**

Department of the Treasury  
Internal Revenue Service

**Continuation Sheet for Schedule D  
(Form 1041)**

▶ See instructions for Schedule D (Form 1041).

▶ Attach to Schedule D to list additional transactions for lines 1a and 6a.

OMB No 1545-0092

**2009**

Name of estate or trust

TR BERRY COLLEGE U/A L CAMPBELL SUNTRUST

Employer identification number

58-6320345

**Part I Short-Term Capital Gains and Losses - Assets Held One Year or Less**

(a) Description of property (Example 100 sh 7% preferred of "Z" Co)	(b) Date acquired (mo., day, yr.)	(c) Date sold (mo., day, yr.)	(d) Sales price (see page 4 of the instructions)	(e) Cost or other basis (see page 4 of the instructions)	(f) Gain or (loss) Subtract (e) from (d)
1a 11216.179 DREYFUS/TBC SMALLCAP GROWTH-I	01/30/2009	11/16/2009	490,820.00	375,742.00	115,078.00
65787. ISHARES TR RUSSELL MIDCAP GRWTH INDX	07/21/2009	11/16/2009	2,902,145.00	2,484,051.00	418,094.00
20856.216 JANUS PERKINS SMALL CAP VALUE-I	09/09/2009	11/16/2009	424,424.00	403,151.00	21,273.00
58636.299 PIMCO COMMODITY REALRTN STRATEGY-I	05/12/2009	11/16/2009	494,304.00	415,145.00	79,159.00
85100. RIDGEWORTH FD-SEIX HIGH YIELD #855	05/12/2009	11/16/2009	776,112.00	708,032.00	68,080.00
421434.694 MFS CORE GROWTH-I	11/16/2009	12/08/2009	6,624,953.00	5,474,145.00	1,150,808.00
962.547 GOLDMAN SACHS TRGROWTH OPPORTUNITIES FD I	11/16/2009	03/31/2010	20,820.00	19,078.00	1,742.00
335.121 JANUS PERKINS SMALL CAP VALUE-I	09/09/2009	03/31/2010	7,500.00	6,478.00	1,022.00
792.839 PIMCO COMMODITY REALRTN STRATEGY-I	05/12/2009	03/31/2010	6,200.00	5,613.00	587.00
65481.759 RIDGEWORTH FD-TOTAL RETURN BD-I #800	11/16/2009	04/23/2010	700,000.00	703,274.00	-3,274.00
43401. ISHARES TR RUSSELL 1000 GROWTH INDEX	12/08/2009	04/29/2010	2,315,899.00	2,112,652.00	203,247.00
53045.639 GOLDMAN SACHS TRGROWTH OPPORTUNITIES FD I	11/16/2009	04/30/2010	1,173,900.00	1,051,365.00	122,535.00
19024.831 JANUS PERKINS SMALL CAP VALUE-I	09/09/2009	04/30/2010	448,225.00	367,750.00	80,475.00
7876.543 PIMCO COMMODITY REALRTN STRATEGY-I	05/12/2009	04/30/2010	63,800.00	55,766.00	8,034.00
395460.766 RIDGEWORTH FD-TOTAL RETURN BD-I #800	11/16/2009	04/30/2010	4,259,112.00	4,221,601.00	37,511.00
94082. ISHARES TR RUSSELL 1000 GROWTH INDEX	12/08/2009	06/11/2010	4,537,790.00	4,579,677.00	-41,887.00
12125.947 FORUM ABSOLUTE STRATEGIES-I	04/30/2010	06/28/2010	128,050.00	130,111.00	-2,061.00
12009.779 GOLDMAN SACHS TRGROWTH OPPORTUNITIES FD I	11/16/2009	06/28/2010	245,600.00	238,034.00	7,566.00
555. ISHARES TR BARCLAYS TIPS BD ETF	04/29/2010	06/28/2010	59,168.00	58,688.00	480.00
31306.666 PACIFIC INVESTMENT MANAGEMENT INSTI	04/30/2010	06/28/2010	352,200.00	348,443.00	3,757.00
1266.198 RIDGEWORTH FD-SEIX HIGH YIELD #855	04/30/2010	06/28/2010	11,725.00	12,118.00	-393.00
1690. VANGUARD BD INDEX SHORT TERM BD ETF	04/29/2010	06/28/2010	136,634.00	135,459.00	1,175.00
7159.492 INVESCO SMALL CAP GROWTH-I	04/30/2010	09/15/2010	182,925.00	186,934.00	-4,009.00
18684.693 GOLDMAN SACHS TRGROWTH OPPORTUNITIES FD I	11/16/2009	09/15/2010	407,700.00	370,331.00	37,369.00

**1b Total** Combine the amounts in column (f). Enter here and on Schedule D, line 1b . . . . .

For Paperwork Reduction Act Notice, see the Instructions for Form 1041.

Schedule D-1 (Form 1041) 2009

Department of the Treasury  
Internal Revenue Service

▶ See instructions for Schedule D (Form 1041).  
▶ Attach to Schedule D to list additional transactions for lines 1a and 6a.

2009

Name of estate or trust

Employer identification number

TR BERRY COLLEGE U/A L CAMPBELL SUNTRUST

58-6320345

**Part I** Short-Term Capital Gains and Losses - Assets Held One Year or Less[illegible]

<b>1b Total.</b> Combine the amounts in column (f) Enter here and on Schedule D, line 1b . . . . .	2,318,220.00
--	--------------

For Paperwork Reduction Act Notice, see the Instructions for Form 1041.

Schedule D-1 (Form 1041) 2009

Name of estate or trust as shown on Form 1041 Do not enter name and employer identification number if shown on the other side

Employer identification number

TR BERRY COLLEGE U/A L CAMPBELL SUNTRUST

58-6320345

**Part II Long-Term Capital Gains and Losses - Assets Held More Than One Year**

(a) Description of property (Example 100 sh 7% preferred of "Z" Co)	(b) Date acquired (mo, day, yr)	(c) Date sold (mo, day, yr)	(d) Sales price (see page 4 of the instructions)	(e) Cost or other basis (see page 4 of the instructions)	(f) Gain or (loss) Subtract (e) from (d)
<b>6a</b> 161827.968 MFS RESEARCH INTL-I	08/18/2008	11/16/2009	2,412,855.00	2,671,780.00	-258,925.00
42514.955 ROWE T PRICE REAL ESTATE FD COM	09/02/2008	11/16/2009	562,898.00	818,838.00	-255,940.00
211.193 DREYFUS/TBC SMALLCAP GROWTH-I	01/30/2009	03/31/2010	10,000.00	7,075.00	2,925.00
1666.667 MFS RESEARCH INTL-I	08/18/2008	03/31/2010	24,000.00	27,517.00	-3,517.00
1620.412 RIDGEWORTH FD-MIDCAP VAL EQTY #412	06/01/2007	03/31/2010	18,100.00	23,302.00	-5,202.00
8966.694 RIDGEWORTH FD-LARGCAP VAL EQTY#512	06/24/2005	03/31/2010	105,000.00	111,725.00	-6,725.00
256.748 ROWE T PRICE REAL ESTATE FD COM	09/02/2008	03/31/2010	3,900.00	4,887.00	-987.00
981.125 VANGUARD INSTITUTIONAL INDEX FDSHR B	06/01/2007	03/31/2010	105,000.00	138,182.00	-33,182.00
34783.628 DREYFUS/TBC SMALLCAP GROWTH-I	01/30/2009	04/30/2010	1,709,615.00	1,165,252.00	544,363.00
115247.875 MFS RESEARCH INTL-I	08/18/2008	04/30/2010	1,627,300.00	1,902,742.00	-275,442.00
103517.492 RIDGEWORTH FD-MIDCAP VAL EQTY #412	06/01/2007	04/30/2010	1,213,225.00	1,488,582.00	-275,357.00
421887.458 RIDGEWORTH FD-LARGCAP VAL EQTY#512	03/27/2008	04/30/2010	5,079,525.00	5,247,619.00	-168,094.00
299392.994 RIDGEWORTH FD-TOTAL RETURN BD-I #800	03/18/2009	04/30/2010	3,224,463.00	3,046,519.00	177,944.00
11724.242 ROWE T PRICE REAL ESTATE FD COM	09/02/2008	04/30/2010	193,450.00	223,150.00	-29,700.00
24806.118 VANGUARD INSTITUTIONAL INDEX FDSHR B	06/01/2007	04/30/2010	2,696,425.00	3,465,800.00	-769,375.00
21102.377 MFS RESEARCH INTL-I	08/18/2008	06/28/2010	275,175.00	348,400.00	-73,225.00
15906.04 RIDGEWORTH FD-MIDCAP VAL EQTY #412	06/12/2008	06/28/2010	165,900.00	183,496.00	-17,596.00
42502.281 RIDGEWORTH FD-TOTAL RETURN BD-I #800	03/10/2009	06/28/2010	465,825.00	430,548.00	35,277.00
4780.925 JANUS PERKINS SMALL CAP VALUE-I	09/09/2009	09/15/2010	104,559.00	92,415.00	12,144.00
34195.623 MFS RESEARCH INTL-I	08/18/2008	09/15/2010	492,075.00	564,570.00	-72,495.00
6014.497 PIMCO COMMODITY REALRTN STRATEGY-I	05/12/2009	09/15/2010	49,379.00	42,583.00	6,796.00
19019.608 RIDGEWORTH FD-MIDCAP VAL EQTY #412	06/12/2008	09/15/2010	203,700.00	190,957.00	12,743.00
31703.249 RIDGEWORTH FD-LARGCAP VAL EQTY#512	03/27/2008	09/15/2010	361,100.00	391,535.00	-30,435.00
1294.294 ROWE T PRICE REAL ESTATE FD COM	09/02/2008	09/15/2010	21,550.00	24,635.00	-3,085.00
6947.32 VANGUARD INSTITUTIONAL INDEX FDSHR B	12/21/2007	09/16/2010	718,075.00	943,941.00	-225,866.00

**6b Total.** Combine the amounts in column (f) Enter here and on Schedule D, line 6b . . . . . -1,712,956.00

Schedule D-1 (Form 1041) 2009

• FEDERAL CAPITAL GAIN DIVIDENDS  
=====LONG-TERM CAPITAL GAIN DIVIDENDS  
-----

## 15% RATE CAPITAL GAIN DIVIDENDS

LONG-TERM 15% CAPITAL GAIN DIVIDENDS

73,387.00  
-----

TOTAL 15% RATE CAPITAL GAIN DIVIDENDS

73,387.00  
-----

TOTAL LONG-TERM CAPITAL GAIN DIVIDENDS

73,387.00  
=====

990PF, PART VII-B LINE 2B – SECTION 4942a2 EXPLANATION STATEMENT

This question does not apply. The foundation does not have any undistributed income from prior years



ERRY COLL CAMPBELL TR  
CCOUNT NO. 1123098

PORTFOLIO DETAIL  
AS OF 09/30/10

PAGE 3

AR VALUE R SHARES	ASSET DESCRIPTION	MARKET VALUE MARKET PRICE % OF MARKET	FED TAX COST COST PER UNIT	UNREALIZED GAIN/LOSS (FED TO MKT)	ESTIMATED ANNUAL INCOME	INCOME YIELD AT MARKET/ YIELD TO MATURITY
<u>PRINCIPAL PORTFOLIO</u>						
	PRINCIPAL CASH	5,651,840.42- 10.48-%	5,651,840.42-			
<u>EIF &amp; MONEY MARKET FUNDS</u>						
96,058.44	FEDERATED MONEY MKT OBLIGS TR PRIME OBLIGS INSTL FFS #10 CUSIP: 609010DF7	96,058.44 1.000 0.18 %	96,058.44 1.00	0.00	205	0.21 % 0.00 %
<u>EQUITY SECURITIES</u>						
<u>MUTUAL FUNDS-FIXED INCOME</u>						
10,427	ISHARES TR US TRSY INFLN PROTECTED SECS BD ETF CUSIP: 464287176	1,137,168.62 109.060 2.11 %	1,103,919.91 105.87	33,248.71	28,132	2.47 % 0.00 %
<u>MUTUAL FUNDS</u>						
602,795.48	FORUM FDS ABSOLUTE STRATEGIES FD INSTL CL CUSIP: 34984T600	6,486,079.36 10.760 12.02 %	6,463,763.59 10.72	22,315.77	53,046	0.82 % 0.00 %
91,308.947	GOLDMAN SACHS TR GROWTH OPPORTUNITIES FD INSTL CL CUSIP: 38142Y401	2,051,712.04 22.470 3.80 %	1,809,743.33 19.82	241,968.71	0	0.00 % 0.00 %
93,899.851	HARBOR FD CAP APPRECIATION FD INSTL CL CUSIP: 411511504	3,099,634.08 33.010 5.75 %	2,963,814.41 31.56	135,819.67	8,169	0.26 % 0.00 %



BERRY COLL CAMPBELL TR  
ACCOUNT NO. 1123098

PORTFOLIO DETAIL

AS OF 09/30/10

PAGE 4

PAR VALUE OR SHARES	ASSET DESCRIPTION	MARKET VALUE MARKET PRICE % OF MARKET	FED TAX COST COST PER UNIT	UNREALIZED GAIN/LOSS (FED TO MKT)	ESTIMATED ANNUAL INCOME	INCOME YIELD AT MARKET/ YIELD TO MATURITY
116,854.262	HARTFORD MUT FDS DIVIDEND & GROWTH FD CL Y CUSIP: 416645828	2,061,309.18 17.640 3.82 %	2,100,307.00 17.97	38,997.82-	37,510	1.82 % 0.00 %
38,043.637	INVESCO GROWTH SER SMALL CAP GROWTH FD CL INST CUSIP: 00141M622	995,601.98 26.170 1.85 %	991,040.66 26.05	4,561.32	0	0.00 % 0.00 %
36,929.907	JANUS FDS PERKINS SMALL CAP VALUE FD CL CUSIP: 47103C183	829,445.71 22.460 1.54 %	713,855.10 19.33	115,590.61	2,179	0.26 % 0.00 %
49,152.346	LEGG MASON GLOBAL TR BATTERYMARCH EMERGING MKTS FR INST CUSIP: 52465U607	1,127,554.82 22.940 2.09 %	1,034,874.44 21.05	92,680.38	7,963	0.71 % 0.00 %
133,641.443	MFS FDS RESEARCH INTL FD INSTL CI CUSIP: 552983470	1,959,183.55 14.660 3.63 %	1,831,113.86 13.70	128,069.69	40,604	1.56 % 0.00 %
150,475.868	PIMCO FDS COMMODITY REALRETURN STRATEGY INST CUSIP: 722005667	1,972,511.63 8.220 1.99 %	925,769.14 7.08	1,046,742.49	108,556	10.12 % 0.00 %
821,437.798	PIMCO FDS TOTAL RETURN FD INSTL CI CUSIP: 693390700	7,528,678.46 11.600 17.66 %	7,284,281.81 11.21	244,396.65	32,187	3.57 % 0.00 %
52,557.026	PRICE T ROWE FDS REAL ESTATE FD CUSIP: 779919109	531,005.09 16.310 0.98 %	614,335.10 19.02	88,139.01	1,674	2.58 % 0.00 %
122,027.59	JENSEN PORTFOLIO INC CL I CUSIP: 476313309	3,036,046.44 24.880 5.63 %	3,029,593.49 24.83	6,452.95	39,171	1.29 % 0.00 %



ERRY COLL CAMPBELL TR  
CCOUNT NO. 1123098

PORTFOLIO DETAIL  
AS OF 09/30/10

PAGE 5

AR VALUE R SHARES	ASSET DESCRIPTION	MARKET VALUE MARKET PRICE % OF MARKET	FED TAX COST COST PER UNIT	UNREALIZED GAIN/LOSS (FED TO MKT)	ESTIMATED ANNUAL INCOME	INCOME YIELD AT MARKET/ YIELD TO MATURITY
200,474.71	ESTIMATED HOLDBACK RECEIVABLE TORREY DEV OFFSHORE LTD CL A SER 1 SUBJECT TO ADJUSTMENT BY AUDIT NO GUARANTEE THAT FULL AMOUNT OF HOLDBACK ESTIMATE WILL BE PAID CUSIP: H992096JS7	200,474.71 1.000 0.37 %	200,474.71 1.00	0.00	0	0.00 % 0.00 %
2,337.56	TORREY DEVELOPMENT OFFSHORE LTD CL S SER 1 CUSIP: 993803FG5	164,518.66 70.381 0.30 %	318,553.55 136.28	154,034.89-	0	0.00 % 0.00 %
39,116.7	VANGUARD INSTL INDEX FD INSTL CL CUSIP: 922040100	4,083,001.15 104.380 7.57 %	4,295,908.10 109.82	212,906.95-	87,895	2.15 % 0.00 %
TOTAL MUTUAL FUNDS		37,226,756.86	36,505,228.29	721,528.57	709,949	1.91 %
179,524.613	RIDGEWORTH FD-LARGCAP VALUE EQUITY I SHS #512 CUSIP: 76628R672	2,059,147.31 11.470 3.82 %	1,897,127.15 10.57	162,020.16	29,801	1.45 % 0.00 %
155,430.356	RIDGEWORTH FD-MIDCAP VAL EQUITY I SHS #412 CUSIP: 76628R615	1,709,733.92 11.000 3.17 %	1,440,466.19 9.27	269,267.73	15,077	0.88 % 0.00 %
235,020.039	RIDGEWORTH FD-SEIX HIGH YIELD I SHS #855 CUSIP: 76628T645	2,277,344.18 9.690 4.22 %	2,078,410.49 8.84	198,933.69	181,906	7.99 % 0.00 %
854,887.705	RIDGEWORTH FD-TOTAL RETURN BD I SHS #800 CUSIP: 76628T512	9,446,509.14 11.050 17.51 %	8,843,007.77 10.34	603,501.37	271,854	2.88 % 0.00 %

PROPRIETARY FUNDS





BERRY COLL CAMPBELL TR  
ACCOUNT NO. 1123098

PORTFOLIO DETAIL  
AS OF 09/30/10

PAGE 6

PAR VALUE OR SHARES	ASSET DESCRIPTION	MARKET VALUE MARKET PRICE % OF MARKET	FED TAX COST COST PER UNIT	UNREALIZED GAIN/LOSS (FED TO MKT)	ESTIMATED ANNUAL INCOME	INCOME YIELD AT MARKET/ YIELD TO MATURITY
------------------------	-------------------	---	-------------------------------	---	-------------------------------	---

TOTAL PROPRIETARY FUNDS		15,492,734.55	14,259,011.60	1,233,722.95	498,638	3.22 %
-------------------------	--	---------------	---------------	--------------	---------	--------

MISCELLANEOUS ASSETS

1	CLASS ACTION PENDING AOL/TIME WARNER ON RCPT OF FINAL PMT CUSIP: 997000JA3	0.00 0.000 0.00 %	1.00 1.00	1.00-	0	0.00 % 0.00 %
1	CLASS ACTION PENDING MCKESSON/HBOC INC ON RCPT OF FINAL PMT CUSIP: 997000HZ0	0.00 0.000 0.00 %	1.00 1.00	1.00-	0	0.00 % 0.00 %
1	CLASS ACTION PENDING TENET HEALTHCARE ON RCPT OF FINAL PMT CUSIP: 997000KE3	0.00 0.000 0.00 %	1.00 1.00	1.00-	0	0.00 % 0.00 %
1	CLASS ACTION PENDING TENET HEALTHCARE CORP ON RCPT OF FINAL PMT CUSIP: 997001AH5	0.00 0.000 0.00 %	0.00 0.00	0.00	0	0.00 % 0.00 %

TOTAL MISCELLANEOUS ASSETS

PRINCIPAL PORTFOLIO TOTAL

INCOME PORTFOLIO

		0.00	3.00	3.00-	0	0.00 %
		48,300,878.05	46,312,380.82	1,988,497.23	1,236,924	2.29 %

INCOME CASH

5,651,840.42  
10.48

00527/01 000000



JERRY COLL CAMPBELL TR  
ACCOUNT NO. 1123098

PORTFOLIO DETAIL  
AS OF 09/30/10

PAGE 7

ASSET DESCRIPTION	PAR VALUE OR SHARES	MARKET VALUE MARKET PRICE % OF MARKET	FED TAX COST COST PER UNIT	UNREALIZED GAIN/LOSS (FED TO MKT)	ESTIMATED ANNUAL INCOME	INCOME YIELD AT MARKET/ YIELD TO MATURITY
TOTAL ASSETS		53,952,718.67	51,964,221.24	1,988,497.23	1,236,924.23	2.29%