



See a Social Security Number? Say Something!
Report Privacy Problems to <https://public.resource.org/privacy>
Or call the IRS Identity Theft Hotline at 1-800-908-4490



**Return of Private Foundation
or Section 4947(a)(1) Nonexempt Charitable Trust
Treated as a Private Foundation**

2009

Department of the Treasury
Internal Revenue Service

Note The foundation may be able to use a copy of this return to satisfy state reporting requirements.

For calendar year 2009, or tax year beginning **OCT 1, 2009**, and ending **SEP 30, 2010**

G Check all that apply: Initial return Initial return of a former public charity Final return
 Amended return Address change Name change

Use the IRS label Otherwise, print or type. See Specific Instructions.	Name of foundation DANA BROWN CHARITABLE TRUST FOUNDATION	A Employer identification number 43-6331557
	Number and street (or P O box number if mail is not delivered to street address) Room/suite LELA RICE, TRUSTEE, P.O. BOX 3688	B Telephone number (636) 227-9940
	City or town, state, and ZIP code BALLWIN, MO 63022-3688	C If exemption application is pending, check here <input type="checkbox"/> D 1. Foreign organizations, check here <input type="checkbox"/> 2. Foreign organizations meeting the 85% test, check here and attach computation <input type="checkbox"/>
H Check type of organization. <input checked="" type="checkbox"/> Section 501(c)(3) exempt private foundation <input type="checkbox"/> Section 4947(a)(1) nonexempt charitable trust <input type="checkbox"/> Other taxable private foundation	J Accounting method: <input checked="" type="checkbox"/> Cash <input type="checkbox"/> Accrual <input type="checkbox"/> Other (specify) _____	E If private foundation status was terminated under section 507(b)(1)(A), check here <input type="checkbox"/> F If the foundation is in a 60-month termination under section 507(b)(1)(B), check here <input type="checkbox"/>
I Fair market value of all assets at end of year (from Part II, col (c), line 16) \$ 603,995. (Part I, column (d) must be on cash basis.)		

Part I Analysis of Revenue and Expenses <small>(The total of amounts in columns (b), (c), and (d) may not necessarily equal the amounts in column (a))</small>		(a) Revenue and expenses per books	(b) Net investment income	(c) Adjusted net income	(d) Disbursements for charitable purposes (cash basis only)
	1 Contributions, gifts, grants, etc., received			N/A	
	2 Check <input checked="" type="checkbox"/> If the foundation is not required to attach Sch B				
	3 Interest on savings and temporary cash investments	27.	27.		STATEMENT 1
	4 Dividends and interest from securities	10,500.	10,500.		STATEMENT 2
	5a Gross rents				
	b Net rental income or (loss)				
	6a Net gain or (loss) from sale of assets not on line 10	99,426.			
	b Gross sales price for all assets on line 6a 1,663,155.				
	7 Capital gain net income (from Part IV, line 2)		99,426.		
	8 Net short-term capital gain				
	9 Income modifications				
	10a Gross sales less returns and allowances				
	b Less Cost of goods sold				
	c Gross profit or (loss)				
	11 Other income				
	12 Total. Add lines 1 through 11.	109,953.	109,953.		
	13 Compensation of officers, directors, trustees, etc	14,974.	1,497.		0.
	14 Other employee salaries and wages				
	15 Pension plans, employee benefits				
	16a Legal fees				
	b Accounting fees STMT 3	4,003.	4,003.		0.
	c Other professional fees STMT 4	8,339.	8,339.		0.
	17 Interest				
	18 Taxes STMT 5	529.	529.		0.
	19 Depreciation and depletion				
	20 Occupancy				
	21 Travel, conferences, and meetings				
	22 Printing and publications				
	23 Other expenses STMT 6	2,397.	2,397.		0.
	24 Total operating and administrative expenses. Add lines 13 through 23	30,242.	16,765.		0.
	25 Contributions, gifts, grants paid	27,237.			27,237.
	26 Total expenses and disbursements. Add lines 24 and 25	57,479.	16,765.		27,237.
	27 Subtract line 26 from line 12.				
	a Excess of revenue over expenses and disbursements	52,474.			
	b Net investment income (if negative, enter -0-)		93,188.		
	c Adjusted net income (if negative, enter -0-)			N/A	

SCANNED MAY 18 2010

Operating and Administrative Expenses

Part II Balance Sheets		Attached schedules and amounts in the description column should be for end-of-year amounts only		
		Beginning of year	End of year	
		(a) Book Value	(b) Book Value	(c) Fair Market Value
Assets	1 Cash - non-interest-bearing			
	2 Savings and temporary cash investments	16,019.	17,970.	17,970.
	3 Accounts receivable ▶			
	Less: allowance for doubtful accounts ▶			
	4 Pledges receivable ▶			
	Less: allowance for doubtful accounts ▶			
	5 Grants receivable			
	6 Receivables due from officers, directors, trustees, and other disqualified persons			
	7 Other notes and loans receivable ▶			
	Less: allowance for doubtful accounts ▶			
	8 Inventories for sale or use			
	9 Prepaid expenses and deferred charges			
	10a Investments - U.S. and state government obligations			
	b Investments - corporate stock STMT 7	584,559.	635,082.	586,025.
	c Investments - corporate bonds			
11 Investments - land, buildings, and equipment basis ▶				
Less accumulated depreciation ▶				
12 Investments - mortgage loans				
13 Investments - other				
14 Land, buildings, and equipment: basis ▶				
Less accumulated depreciation ▶				
15 Other assets (describe ▶)				
16 Total assets (to be completed by all filers)	600,578.	653,052.	603,995.	
Liabilities	17 Accounts payable and accrued expenses			
	18 Grants payable			
	19 Deferred revenue			
	20 Loans from officers, directors, trustees, and other disqualified persons			
	21 Mortgages and other notes payable			
	22 Other liabilities (describe ▶)			
23 Total liabilities (add lines 17 through 22)	0.	0.		
Net Assets or Fund Balances	Foundations that follow SFAS 117, check here <input type="checkbox"/>			
	and complete lines 24 through 26 and lines 30 and 31.			
	24 Unrestricted			
	25 Temporarily restricted			
	26 Permanently restricted			
	Foundations that do not follow SFAS 117, check here <input checked="" type="checkbox"/>			
	and complete lines 27 through 31			
27 Capital stock, trust principal, or current funds	600,578.	653,052.		
28 Paid-in or capital surplus, or land, bldg., and equipment fund	0.	0.		
29 Retained earnings, accumulated income, endowment, or other funds	0.	0.		
30 Total net assets or fund balances	600,578.	653,052.		
31 Total liabilities and net assets/fund balances	600,578.	653,052.		

Part III Analysis of Changes in Net Assets or Fund Balances

1 Total net assets or fund balances at beginning of year - Part II, column (a), line 30 (must agree with end-of-year figure reported on prior year's return)	1	600,578.
2 Enter amount from Part I, line 27a	2	52,474.
3 Other increases not included in line 2 (itemize) ▶	3	0.
4 Add lines 1, 2, and 3	4	653,052.
5 Decreases not included in line 2 (itemize) ▶	5	0.
6 Total net assets or fund balances at end of year (line 4 minus line 5) - Part II, column (b), line 30	6	653,052.

Part IV Capital Gains and Losses for Tax on Investment Income

(a) List and describe the kind(s) of property sold (e.g., real estate, 2-story brick warehouse; or common stock, 200 shs. MLC Co.)	(b) How acquired P - Purchase D - Donation	(c) Date acquired (mo., day, yr.)	(d) Date sold (mo., day, yr.)
1a MERRILL LYNCH SECURITIES - SEE STMT 8	P	VARIOUS	VARIOUS
b MERRILL LYNCH SECURITIES - SEE STMT 8	P	VARIOUS	VARIOUS
c			
d			
e			

(e) Gross sales price	(f) Depreciation allowed (or allowable)	(g) Cost or other basis plus expense of sale	(h) Gain or (loss) (e) plus (f) minus (g)
a 1,585,983.		1,474,301.	111,682.
b 77,172.		89,428.	<12,256.>
c			
d			
e			

Complete only for assets showing gain in column (h) and owned by the foundation on 12/31/69			(l) Gains (Col. (h) gain minus col. (k), but not less than -0-) or Losses (from col. (h))
(i) F.M.V. as of 12/31/69	(j) Adjusted basis as of 12/31/69	(k) Excess of col. (i) over col. (j), if any	
a			111,682.
b			<12,256.>
c			
d			
e			

2 Capital gain net income or (net capital loss)	{ If gain, also enter in Part I, line 7 If (loss), enter -0- in Part I, line 7 }	2	99,426.
3 Net short-term capital gain or (loss) as defined in sections 1222(5) and (6): If gain, also enter in Part I, line 8, column (c). If (loss), enter -0- in Part I, line 8		3	N/A

Part V Qualification Under Section 4940(e) for Reduced Tax on Net Investment Income

(For optional use by domestic private foundations subject to the section 4940(a) tax on net investment income.)

If section 4940(d)(2) applies, leave this part blank.

Was the foundation liable for the section 4942 tax on the distributable amount of any year in the base period? Yes No

If "Yes," the foundation does not qualify under section 4940(e). Do not complete this part.

1 Enter the appropriate amount in each column for each year; see instructions before making any entries.

(a) Base period years Calendar year (or tax year beginning in)	(b) Adjusted qualifying distributions	(c) Net value of noncharitable-use assets	(d) Distribution ratio (col (b) divided by col. (c))
2008	36,749.	545,182.	.067407
2007	34,625.	747,494.	.046321
2006	32,763.	750,212.	.043672
2005	24,882.	678,815.	.036655
2004	33,945.	672,139.	.050503

2 Total of line 1, column (d)	2	.244558
3 Average distribution ratio for the 5-year base period - divide the total on line 2 by 5, or by the number of years the foundation has been in existence if less than 5 years	3	.048912
4 Enter the net value of noncharitable-use assets for 2009 from Part X, line 5	4	606,066.
5 Multiply line 4 by line 3	5	29,644.
6 Enter 1% of net investment income (1% of Part I, line 27b)	6	932.
7 Add lines 5 and 6	7	30,576.
8 Enter qualifying distributions from Part XII, line 4 If line 8 is equal to or greater than line 7, check the box in Part VI, line 1b, and complete that part using a 1% tax rate See the Part VI instructions.	8	27,237.

Part VI Excise Tax Based on Investment Income (Section 4940(a), 4940(b), 4940(e), or 4948 - see instructions)

1a	Exempt operating foundations described in section 4940(d)(2), check here <input type="checkbox"/> and enter "N/A" on line 1. Date of ruling or determination letter: _____ (attach copy of letter if necessary-see instructions)		
b	Domestic foundations that meet the section 4940(e) requirements in Part V, check here <input type="checkbox"/> and enter 1% of Part I, line 27b	1	1,864.
c	All other domestic foundations enter 2% of line 27b. Exempt foreign organizations enter 4% of Part I, line 12, col. (b)		
2	Tax under section 511 (domestic section 4947(a)(1) trusts and taxable foundations only. Others enter -0-)	2	0.
3	Add lines 1 and 2	3	1,864.
4	Subtitle A (income) tax (domestic section 4947(a)(1) trusts and taxable foundations only. Others enter -0-)	4	0.
5	Tax based on investment income Subtract line 4 from line 3. If zero or less, enter -0-	5	1,864.
6	Credits/Payments:		
a	2009 estimated tax payments and 2008 overpayment credited to 2009	6a	618.
b	Exempt foreign organizations - tax withheld at source	6b	
c	Tax paid with application for extension of time to file (Form 8868)	6c	2,000.
d	Backup withholding erroneously withheld	6d	
7	Total credits and payments. Add lines 6a through 6d	7	2,618.
8	Enter any penalty for underpayment of estimated tax. Check here <input type="checkbox"/> if Form 2220 is attached	8	
9	Tax due If the total of lines 5 and 8 is more than line 7, enter amount owed	9	
10	Overpayment If line 7 is more than the total of lines 5 and 8, enter the amount overpaid	10	754.
11	Enter the amount of line 10 to be: Credited to 2010 estimated tax <input type="checkbox"/> 754. Refunded <input type="checkbox"/>	11	0.

Part VII-A Statements Regarding Activities

	Yes	No
1a		X
1b		X
1c		X
2		X
3		X
4a		X
4b		
5		X
6	X	
7	X	
8a		
8b	X	
9		X
10		X

Part VII-A Statements Regarding Activities (continued)

11	At any time during the year, did the foundation, directly or indirectly, own a controlled entity within the meaning of section 512(b)(13)? If "Yes," attach schedule (see instructions)	11		X
12	Did the foundation acquire a direct or indirect interest in any applicable insurance contract before August 17, 2008?	12		X
13	Did the foundation comply with the public inspection requirements for its annual returns and exemption application? Website address ▶ N/A	13	X	
14	The books are in care of ▶ LELA RICE, TRUSTEE Telephone no. ▶ (636) 227-9940 Located at ▶ P.O. BOX 3688, BALLWIN, MO ZIP+4 ▶ 63022-3688			
15	Section 4947(a)(1) nonexempt charitable trusts filing Form 990-PF in lieu of Form 1041 - Check here and enter the amount of tax-exempt interest received or accrued during the year ▶ 15 N/A			

Part VII-B Statements Regarding Activities for Which Form 4720 May Be Required

File Form 4720 if any item is checked in the "Yes" column, unless an exception applies.

		Yes	No
1a	During the year did the foundation (either directly or indirectly):		
(1)	Engage in the sale or exchange, or leasing of property with a disqualified person? <input type="checkbox"/> Yes <input checked="" type="checkbox"/> No		
(2)	Borrow money from, lend money to, or otherwise extend credit to (or accept it from) a disqualified person? <input type="checkbox"/> Yes <input checked="" type="checkbox"/> No		
(3)	Furnish goods, services, or facilities to (or accept them from) a disqualified person? <input type="checkbox"/> Yes <input checked="" type="checkbox"/> No		
(4)	Pay compensation to, or pay or reimburse the expenses of, a disqualified person? <input type="checkbox"/> Yes <input checked="" type="checkbox"/> No		
(5)	Transfer any income or assets to a disqualified person (or make any of either available for the benefit or use of a disqualified person)? <input type="checkbox"/> Yes <input checked="" type="checkbox"/> No		
(6)	Agree to pay money or property to a government official? (Exception Check "No" if the foundation agreed to make a grant to or to employ the official for a period after termination of government service, if terminating within 90 days.) <input type="checkbox"/> Yes <input checked="" type="checkbox"/> No		
b	If any answer is "Yes" to 1a(1)-(6), did any of the acts fail to qualify under the exceptions described in Regulations section 53.4941(d)-3 or in a current notice regarding disaster assistance (see page 20 of the instructions)? Organizations relying on a current notice regarding disaster assistance check here N/A <input type="checkbox"/>	1b	
c	Did the foundation engage in a prior year in any of the acts described in 1a, other than excepted acts, that were not corrected before the first day of the tax year beginning in 2009?	1c	X
2	Taxes on failure to distribute income (section 4942) (does not apply for years the foundation was a private operating foundation defined in section 4942(j)(3) or 4942(j)(5)):		
a	At the end of tax year 2009, did the foundation have any undistributed income (lines 6d and 6e, Part XIII) for tax year(s) beginning before 2009? <input type="checkbox"/> Yes <input checked="" type="checkbox"/> No If "Yes," list the years ▶ _____, _____, _____		
b	Are there any years listed in 2a for which the foundation is not applying the provisions of section 4942(a)(2) (relating to incorrect valuation of assets) to the year's undistributed income? (If applying section 4942(a)(2) to all years listed, answer "No" and attach statement - see instructions.) N/A	2b	
c	If the provisions of section 4942(a)(2) are being applied to any of the years listed in 2a, list the years here. ▶ _____, _____, _____		
3a	Did the foundation hold more than a 2% direct or indirect interest in any business enterprise at any time during the year? <input type="checkbox"/> Yes <input checked="" type="checkbox"/> No		
b	If "Yes," did it have excess business holdings in 2009 as a result of (1) any purchase by the foundation or disqualified persons after May 26, 1969; (2) the lapse of the 5-year period (or longer period approved by the Commissioner under section 4943(c)(7)) to dispose of holdings acquired by gift or bequest; or (3) the lapse of the 10-, 15-, or 20-year first phase holding period? (Use Schedule C, Form 4720, to determine if the foundation had excess business holdings in 2009.) N/A	3b	
4a	Did the foundation invest during the year any amount in a manner that would jeopardize its charitable purposes?	4a	X
b	Did the foundation make any investment in a prior year (but after December 31, 1969) that could jeopardize its charitable purpose that had not been removed from jeopardy before the first day of the tax year beginning in 2009?	4b	X

Part VII-B Statements Regarding Activities for Which Form 4720 May Be Required (continued)

5a During the year did the foundation pay or incur any amount to:

(1) Carry on propaganda, or otherwise attempt to influence legislation (section 4945(e))? Yes No

(2) Influence the outcome of any specific public election (see section 4955); or to carry on, directly or indirectly, any voter registration drive? Yes No

(3) Provide a grant to an individual for travel, study, or other similar purposes? Yes No

(4) Provide a grant to an organization other than a charitable, etc., organization described in section 509(a)(1), (2), or (3), or section 4940(d)(2)? Yes No

(5) Provide for any purpose other than religious, charitable, scientific, literary, or educational purposes, or for the prevention of cruelty to children or animals? Yes No

b If any answer is "Yes" to 5a(1)-(5), did any of the transactions fail to qualify under the exceptions described in Regulations section 53.4945 or in a current notice regarding disaster assistance (see instructions)? Yes No
 Organizations relying on a current notice regarding disaster assistance check here N/A

c If the answer is "Yes" to question 5a(4), does the foundation claim exemption from the tax because it maintained expenditure responsibility for the grant? Yes No
 If "Yes," attach the statement required by Regulations section 53.4945-5(d) N/A

6a Did the foundation, during the year, receive any funds, directly or indirectly, to pay premiums on a personal benefit contract? Yes No

b Did the foundation, during the year, pay premiums, directly or indirectly, on a personal benefit contract? Yes No
 If "Yes" to 6b, file Form 8870

7a At any time during the tax year, was the foundation a party to a prohibited tax shelter transaction? Yes No

b If yes, did the foundation receive any proceeds or have any net income attributable to the transaction? Yes No

Part VIII Information About Officers, Directors, Trustees, Foundation Managers, Highly Paid Employees, and Contractors

1 List all officers, directors, trustees, foundation managers and their compensation.

(a) Name and address	(b) Title, and average hours per week devoted to position	(c) Compensation (If not paid, enter -0-)	(d) Contributions to employee benefit plans and deferred compensation	(e) Expense account, other allowances
LELA RICE 619 TWIGWOOD DRIVE BALLWIN, MO 63021	TRUSTEE 1.00	7,487.	0.	0.
AUGUST C. LAMARCA 414 NORTH BALLAS ROAD CREVE COEUR, MO 63141	TRUSTEE 1.00	7,487.	0.	0.

2 Compensation of five highest-paid employees (other than those included on line 1). If none, enter "NONE."

(a) Name and address of each employee paid more than \$50,000	(b) Title, and average hours per week devoted to position	(c) Compensation	(d) Contributions to employee benefit plans and deferred compensation	(e) Expense account, other allowances
NONE				

Total number of other employees paid over \$50,000 0

Part VIII Information About Officers, Directors, Trustees, Foundation Managers, Highly Paid Employees, and Contractors (continued)

3 Five highest-paid independent contractors for professional services. If none, enter "NONE."

(a) Name and address of each person paid more than \$50,000	(b) Type of service	(c) Compensation
NONE		

Total number of others receiving over \$50,000 for professional services ▶ 0

Part IX-A Summary of Direct Charitable Activities

List the foundation's four largest direct charitable activities during the tax year. Include relevant statistical information such as the number of organizations and other beneficiaries served, conferences convened, research papers produced, etc.

	Expenses
1 N/A	
2	
3	
4	

Part IX-B Summary of Program-Related Investments

Describe the two largest program-related investments made by the foundation during the tax year on lines 1 and 2.

	Amount
1 N/A	
2	
All other program-related investments. See instructions.	
3	

Total. Add lines 1 through 3 ▶ 0.

Part X Minimum Investment Return (All domestic foundations must complete this part. Foreign foundations, see instructions.)

1	Fair market value of assets not used (or held for use) directly in carrying out charitable, etc., purposes.		
a	Average monthly fair market value of securities	1a	596,746.
b	Average of monthly cash balances	1b	18,549.
c	Fair market value of all other assets	1c	
d	Total (add lines 1a, b, and c)	1d	615,295.
e	Reduction claimed for blockage or other factors reported on lines 1a and 1c (attach detailed explanation)	1e	0.
2	Acquisition indebtedness applicable to line 1 assets	2	0.
3	Subtract line 2 from line 1d	3	615,295.
4	Cash deemed held for charitable activities. Enter 1 1/2% of line 3 (for greater amount, see instructions)	4	9,229.
5	Net value of noncharitable-use assets. Subtract line 4 from line 3. Enter here and on Part V, line 4	5	606,066.
6	Minimum investment return. Enter 5% of line 5	6	30,303.

Part XI Distributable Amount (see instructions) (Section 4942(j)(3) and (j)(5) private operating foundations and certain foreign organizations check here and do not complete this part.)

1	Minimum investment return from Part X, line 6	1	30,303.
2a	Tax on investment income for 2009 from Part VI, line 5	2a	1,864.
b	Income tax for 2009. (This does not include the tax from Part VI.)	2b	
c	Add lines 2a and 2b	2c	1,864.
3	Distributable amount before adjustments. Subtract line 2c from line 1	3	28,439.
4	Recoveries of amounts treated as qualifying distributions	4	0.
5	Add lines 3 and 4	5	28,439.
6	Deduction from distributable amount (see instructions)	6	0.
7	Distributable amount as adjusted. Subtract line 6 from line 5. Enter here and on Part XIII, line 1	7	28,439.

Part XII Qualifying Distributions (see instructions)

1	Amounts paid (including administrative expenses) to accomplish charitable, etc., purposes:		
a	Expenses, contributions, gifts, etc. - total from Part I, column (d), line 26	1a	27,237.
b	Program-related investments - total from Part IX-B	1b	0.
2	Amounts paid to acquire assets used (or held for use) directly in carrying out charitable, etc., purposes	2	
3	Amounts set aside for specific charitable projects that satisfy the:		
a	Suitability test (prior IRS approval required)	3a	
b	Cash distribution test (attach the required schedule)	3b	
4	Qualifying distributions. Add lines 1a through 3b. Enter here and on Part V, line 8, and Part XIII, line 4	4	27,237.
5	Foundations that qualify under section 4940(e) for the reduced rate of tax on net investment income. Enter 1% of Part I, line 27b	5	0.
6	Adjusted qualifying distributions. Subtract line 5 from line 4	6	27,237.

Note. The amount on line 6 will be used in Part V, column (b), in subsequent years when calculating whether the foundation qualifies for the section 4940(e) reduction of tax in those years.

Part XIII Undistributed Income (see instructions)

	(a) Corpus	(b) Years prior to 2008	(c) 2008	(d) 2009
1 Distributable amount for 2009 from Part XI, line 7				28,439.
2 Undistributed income, if any, as of the end of 2009				
a Enter amount for 2008 only			27,237.	
b Total for prior years		0.		
3 Excess distributions carryover, if any, to 2009:				
a From 2004				
b From 2005				
c From 2006				
d From 2007				
e From 2008				
f Total of lines 3a through e	0.			
4 Qualifying distributions for 2009 from Part XII, line 4: ▶ \$ 27,237.				
a Applied to 2008, but not more than line 2a			27,237.	
b Applied to undistributed income of prior years (Election required - see instructions)		0.		
c Treated as distributions out of corpus (Election required - see instructions)	0.			
d Applied to 2009 distributable amount				0.
e Remaining amount distributed out of corpus	0.			
5 Excess distributions carryover applied to 2009 (If an amount appears in column (d), the same amount must be shown in column (a))	0.			0.
6 Enter the net total of each column as indicated below:	0.			
a Corpus Add lines 3f, 4c, and 4e Subtract line 5	0.			
b Prior years' undistributed income Subtract line 4b from line 2b		0.		
c Enter the amount of prior years' undistributed income for which a notice of deficiency has been issued, or on which the section 4942(a) tax has been previously assessed		0.		
d Subtract line 6c from line 6b. Taxable amount - see instructions		0.		
e Undistributed income for 2008 Subtract line 4a from line 2a. Taxable amount - see instr.			0.	
f Undistributed income for 2009. Subtract lines 4d and 5 from line 1 This amount must be distributed in 2010				28,439.
7 Amounts treated as distributions out of corpus to satisfy requirements imposed by section 170(b)(1)(F) or 4942(g)(3)	0.			
8 Excess distributions carryover from 2004 not applied on line 5 or line 7	0.			
9 Excess distributions carryover to 2010. Subtract lines 7 and 8 from line 6a	0.			
10 Analysis of line 9.				
a Excess from 2005				
b Excess from 2006				
c Excess from 2007				
d Excess from 2008				
e Excess from 2009				

Part XIV Private Operating Foundations (see instructions and Part VII-A, question 9) N/A

- 1 a If the foundation has received a ruling or determination letter that it is a private operating foundation, and the ruling is effective for 2009, enter the date of the ruling ▶
- b Check box to indicate whether the foundation is a private operating foundation described in section 4942(j)(3) or 4942(j)(5)

	Tax year	Prior 3 years			(e) Total
	(a) 2009	(b) 2008	(c) 2007	(d) 2006	
2 a Enter the lesser of the adjusted net income from Part I or the minimum investment return from Part X for each year listed					
b 85% of line 2a					
c Qualifying distributions from Part XII, line 4 for each year listed					
d Amounts included in line 2c not used directly for active conduct of exempt activities					
e Qualifying distributions made directly for active conduct of exempt activities. Subtract line 2d from line 2c					
3 Complete 3a, b, or c for the alternative test relied upon.					
a "Assets" alternative test - enter:					
(1) Value of all assets					
(2) Value of assets qualifying under section 4942(j)(3)(B)(i)					
b "Endowment" alternative test - enter 2/3 of minimum investment return shown in Part X, line 6 for each year listed					
c "Support" alternative test - enter:					
(1) Total support other than gross investment income (interest, dividends, rents, payments on securities loans (section 512(a)(5)), or royalties)					
(2) Support from general public and 5 or more exempt organizations as provided in section 4942(j)(3)(B)(iii)					
(3) Largest amount of support from an exempt organization					
(4) Gross investment income					

Part XV Supplementary Information (Complete this part only if the foundation had \$5,000 or more in assets at any time during the year-see the instructions.)

- 1 **Information Regarding Foundation Managers:**
- a List any managers of the foundation who have contributed more than 2% of the total contributions received by the foundation before the close of any tax year (but only if they have contributed more than \$5,000). (See section 507(d)(2).)

NONE

- b List any managers of the foundation who own 10% or more of the stock of a corporation (or an equally large portion of the ownership of a partnership or other entity) of which the foundation has a 10% or greater interest.

NONE

- 2 **Information Regarding Contribution, Grant, Gift, Loan, Scholarship, etc., Programs:**
- Check here if the foundation only makes contributions to preselected charitable organizations and does not accept unsolicited requests for funds. If the foundation makes gifts, grants, etc. (see instructions) to individuals or organizations under other conditions, complete items 2a, b, c, and d.

- a The name, address, and telephone number of the person to whom applications should be addressed:
-
- b The form in which applications should be submitted and information and materials they should include:
-
- c Any submission deadlines:
-
- d Any restrictions or limitations on awards, such as by geographical areas, charitable fields, kinds of institutions, or other factors:

Part XV Supplementary Information (continued)

3 Grants and Contributions Paid During the Year or Approved for Future Payment				
Recipient	If recipient is an individual, show any relationship to any foundation manager or substantial contributor	Foundation status of recipient	Purpose of grant or contribution	Amount
Name and address (home or business)				
<i>a Paid during the year</i> KETC / CHANNEL 9 3655 OLIVE STREET ST. LOUIS, MO 63108	PUBLIC CHARITY	NOT RELATED	PUBLIC TELEVISION	5,448.
SALVATION ARMY 1130 HAMPTON ST. LOUIS, MO 63139	PUBLIC CHARITY	NOT RELATED	CARE OF INDIGENTS	5,448.
ST. LOUIS CHILDREN'S HOSPITAL ONE CHILDREN'S PLACE ST. LOUIS, MO 63110	PUBLIC CHARITY	NOT RELATED	MEDICAL CARE FOR CHILDREN	5,447.
ST. LOUIS ZOO 1 GOVERNMENT DRIVE ST. LOUIS, MO 63110	PUBLIC CHARITY	NOT RELATED	SUPPORT FOR PUBLIC ZOO	5,447.
YMCA OF GREATER ST. LOUIS 1528 LOCUST STREET ST. LOUIS, MO 63103	PUBLIC CHARITY	NOT RELATED	YMCA	5,447.
Total			▶ 3a	27,237.
<i>b Approved for future payment</i>				
NONE				
Total			▶ 3b	0.

Part XVI-A Analysis of Income-Producing Activities

Enter gross amounts unless otherwise indicated

Table with 5 main columns: (a) Business code, (b) Amount, (c) Exclusion code, (d) Amount, (e) Related or exempt function income. Rows include: 1 Program service revenue (a-f), 2 Membership dues and assessments, 3 Interest on savings and temporary cash investments (14, 27), 4 Dividends and interest from securities (14, 10,500), 5 Net rental income or (loss) from real estate (a-b), 6 Net rental income or (loss) from personal property, 7 Other investment income, 8 Gain or (loss) from sales of assets other than inventory (18, 99,426), 9 Net income or (loss) from special events, 10 Gross profit or (loss) from sales of inventory, 11 Other revenue (a-e), 12 Subtotal (0, 109,953, 0), 13 Total (13, 109,953).

(See worksheet in line 13 instructions to verify calculations.)

Part XVI-B Relationship of Activities to the Accomplishment of Exempt Purposes

Table with 2 columns: Line No, Explain below how each activity for which income is reported in column (e) of Part XVI-A contributed importantly to the accomplishment of the foundation's exempt purposes (other than by providing funds for such purposes). Row 1 contains 'NOT APPLICABLE'.

FORM 990-PF INTEREST ON SAVINGS AND TEMPORARY CASH INVESTMENTS STATEMENT 1

SOURCE	AMOUNT
BANK OF AMERICA	27.
TOTAL TO FORM 990-PF, PART I, LINE 3, COLUMN A	27.

FORM 990-PF DIVIDENDS AND INTEREST FROM SECURITIES STATEMENT 2

SOURCE	GROSS AMOUNT	CAPITAL GAINS DIVIDENDS	COLUMN (A) AMOUNT
MERRILL LYNCH - DIVIDENDS	9,905.	0.	9,905.
MERRILL LYNCH - INTEREST	40.	0.	40.
MERRILL LYNCH - TAX EXEMPT DIVIDENDS	555.	0.	555.
TOTAL TO FM 990-PF, PART I, LN 4	10,500.	0.	10,500.

FORM 990-PF ACCOUNTING FEES STATEMENT 3

DESCRIPTION	(A) EXPENSES PER BOOKS	(B) NET INVESTMENT INCOME	(C) ADJUSTED NET INCOME	(D) CHARITABLE PURPOSES
ACCOUNTING AND TAX SERVICES	4,003.	4,003.		0.
TO FORM 990-PF, PG 1, LN 16B	4,003.	4,003.		0.

FORM 990-PF OTHER PROFESSIONAL FEES STATEMENT 4

DESCRIPTION	(A) EXPENSES PER BOOKS	(B) NET INVESTMENT INCOME	(C) ADJUSTED NET INCOME	(D) CHARITABLE PURPOSES
BROKERAGE FEES	8,339.	8,339.		0.
TO FORM 990-PF, PG 1, LN 16C	8,339.	8,339.		0.

FORM 990-PF	TAXES			STATEMENT 5
DESCRIPTION	(A) EXPENSES PER BOOKS	(B) NET INVEST- MENT INCOME	(C) ADJUSTED NET INCOME	(D) CHARITABLE PURPOSES
FOREIGN TAXES PAID	529.	529.		0.
TO FORM 990-PF, PG 1, LN 18	529.	529.		0.

FORM 990-PF	OTHER EXPENSES			STATEMENT 6
DESCRIPTION	(A) EXPENSES PER BOOKS	(B) NET INVEST- MENT INCOME	(C) ADJUSTED NET INCOME	(D) CHARITABLE PURPOSES
MISCELLANEOUS EXPENSE	2,397.	2,397.		0.
TO FORM 990-PF, PG 1, LN 23	2,397.	2,397.		0.

FORM 990-PF	CORPORATE STOCK		STATEMENT 7
DESCRIPTION	BOOK VALUE	FAIR MARKET VALUE	
MERRILL LYNCH - EQUITIES (SEE ATTACHED)	481,594.	432,537.	
MERRILL LYNCH - MONEY MARKET (SEE ATTACHED)	153,488.	153,488.	
TOTAL TO FORM 990-PF, PART II, LINE 10B	635,082.	586,025.	

Dana Brown Charitable Trust Foundation
Merrill Lynch Securities Sold
9/30/10

43-6331557

Description	Quantity	Date Acquired	Date Sold	Gross Proceeds	Cost Basis	Gain/(Loss)
<i>Short-Term</i>						
CALL XJV OCT 0045	4 0000	10/19/2009	9/23/2009	319 99	-	319 99
CALL HON OCT 0040	4 0000	10/19/2009	9/23/2009	319 99	-	319 99
CALL GAG OCT 0045	6 0000	10/19/2009	9/23/2009	419 99	-	419 99
CALL UPY OCT 0018	12 0000	10/19/2009	9/23/2009	899 98	-	899 98
CALL BDX OCT 0075	3 0000	10/19/2009	8/28/2009	209 99	-	209 99
CALL TXN OCT 0025	6 0000	10/19/2009	9/23/2009	257 99	-	257 99
CALL MOS OCT 0055	4 0000	10/19/2009	8/28/2009	739 98	-	739 98
CALL MFE OCT 0045	4 0000	10/19/2009	8/28/2009	179 99	-	179 99
CALL VOD OCT 0022 1/2	7 0000	10/19/2009	8/28/2009	349 99	-	349 99
CALL C OCT 0006	30 0000	10/19/2009	8/28/2009	839 98	-	839 98
CALL CLX OCT 0060	3 0000	10/19/2009	8/28/2009	344 99	-	344 99
CALL NOK OCT 0016	10 0000	10/19/2009	9/23/2009	699 98	-	699 98
CALL EXC OCT 0055	4 0000	10/19/2009	8/28/2009	179 99	-	179 99
CALL NOK OCT 0015	10 0000	10/19/2009	8/28/2009	399 99	-	399 99
CHEVRON CORP	300 0000	12/29/2008	10/19/2009	22,799 41	21,207 00	1,592 41
COPANO ENERGY LLC	1000 0000	7/23/2009	10/19/2009	17,699 54	18,909 90	(1,210 36)
MCKESSON CORPORATION COM	300 0000	9/23/2009	10/19/2009	18,269 53	17,567 85	701 68
PETROHAWK ENERGY CORP	600 0000	9/23/2009	10/20/2009	15,599 59	14,855 46	744 13
PETROLEO BRAS VTG SPD ADR	300 0000	8/28/2009	10/19/2009	13,844 64	12,387 00	1,457 64
PHILIP MORRIS INTL INC	400 0000	9/23/2009	10/19/2009	20,219 48	19,923 80	295 68
SANOVI AVENTIS SPON ADR	400 0000	9/23/2009	10/19/2009	15,379 60	14,979 36	400 24
BUCKEYE PARTNERS LP	600 0000	5/1/2009	10/19/2009	30,119 22	23,382 00	6,737 22
CALL HK NOV 0030	6 0000	11/23/2009	10/19/2009	419 99	-	419 99
CALL UPY NOV 0017 1/2	12 0000	11/23/2009	10/19/2009	599 98	-	599 98
CALL ACE NOV 0055	3 0000	11/23/2009	9/23/2009	239 99	-	239 99
CALL URS NOV 0045	4 0000	11/23/2009	10/19/2009	239 99	-	239 99
CALL TXN NOV 0025	6 0000	11/23/2009	10/19/2009	221 99	-	221 99
CALL T NOV 0029	6 0000	11/23/2009	9/23/2009	251 99	-	251 99
CALL PMJ NOV 0055	3 0000	11/23/2009	10/19/2009	254 99	-	254 99
CALL NOK NOV 0015	10 0000	11/23/2009	10/19/2009	99 99	-	99 99
CALL MON NOV 0090	2 0000	11/23/2009	9/23/2009	109 99	-	109 99
CALL MRO NOV 0035	8 0000	11/23/2009	9/23/2009	919 98	-	919 98
CALL MFE NOV 0045	4 0000	11/23/2009	10/19/2009	799 98	-	799 98
CALL HQN NOV 0040	4 0000	11/23/2009	10/19/2009	199 99	-	199 99
CALL CNH NOV 0022 1/2	8 0000	11/23/2009	10/19/2009	319 99	-	319 99
CALL CLX NOV 0060	3 0000	11/23/2009	10/19/2009	224 99	-	224 99
CALL C NOV 0005	30 0000	11/23/2009	10/19/2009	299 99	-	299 99
CALL FDQ NOV 0035	5 0000	11/23/2009	9/23/2009	674 98	-	674 98
CALL GAG NOV 0047	6 0000	11/23/2009	10/19/2009	389 99	-	389 99
CALL XJV NOV 0050	4 0000	11/23/2009	10/19/2009	139 99	-	139 99
BECTON DICKINSON CO	300 0000	5/20/2009	11/23/2009	21,374 45	19,747 38	1,627 07
FORD MOTOR CO NEW	2000 0000	8/28/2009	11/23/2009	16,899 57	15,498 20	1,401 37
GENL DYNAMICS CORP COM	300 0000	9/23/2009	11/23/2009	20,129 48	19,115 97	1,013 51
MOSAIC CO	400 0000	7/23/2009	11/23/2009	22,699 41	20,274 76	2,424 65
MYLAN INC	1000 0000	10/19/2009	11/23/2009	17,499 55	16,608 40	891 15
QUEST DIAGNOSTICS INC	300 0000	9/23/2009	11/23/2009	17,039 57	16,057 38	982 19
QUALCOMM INC	400 0000	10/19/2009	11/23/2009	17,659 55	16,867 96	791 59
RAYTHEON CO DELAWARE NEW	300 0000	9/23/2009	11/23/2009	15,299 60	14,500 38	799 22
VODAFONE GROUP PLC NEW	700 0000	8/28/2009	11/18/2009	16,099 59	15,293 88	805 71
CALL AAO DEC 0045	3 0000	12/21/2009	11/30/2009	263 99	-	263 99
CALL UPY DEC 0013	12 0000	12/21/2009	11/27/2009	311 99	-	311 99
CALL CAT DEC 0060	3 0000	12/21/2009	11/30/2009	287 99	-	287 99
CALL BTU DEC 0045	3 0000	12/21/2009	11/30/2009	449 99	-	449 99
CALL GAG DEC 0045	6 0000	12/21/2009	11/27/2009	473 99	-	473 99
CALL HK DEC 0025	6 0000	12/21/2009	11/27/2009	179 99	-	179 99
CALL PMJ DEC 0055	3 0000	12/21/2009	11/27/2009	197 99	-	197 99
CALL TXN DEC 0026	6 0000	12/21/2009	11/27/2009	239 99	-	239 99
CALL PYP DEC 0115	1 0000	12/21/2009	11/30/2009	334 99	-	334 99
CALL SYE DEC 0100	1 0000	12/21/2009	11/30/2009	249 99	-	249 99
CALL WMT DEC 0055	3 0000	12/21/2009	11/30/2009	134 99	-	134 99
CALL MRO DEC 0034	8 0000	12/21/2009	11/27/2009	359 99	-	359 99
CALL NOK DEC 0015	10 0000	12/21/2009	10/19/2009	299 99	-	299 99

Dana Brown Charitable Trust Foundation
Merrill Lynch Securities Sold
9/30/10

43-6331557

Description	Quantity	Date Acquired	Date Sold	Gross Proceeds	Cost Basis	Gain/(Loss)
CALL MON DEC 0085	2 0000	12/21/2009	11/27/2009	89 99	-	89 99
CALL CGJ 0044	3 0000	12/21/2009	11/30/2009	569 99	-	569 99
CALL EXC DEC 0050	4 0000	12/21/2009	11/27/2009	79 99	-	79 99
CALL MFE DEC 0040	4 0000	12/21/2009	11/30/2009	159 99	-	159 99
CALL SDF DEC 0055	3 0000	12/21/2009	11/18/2009	239 99	-	239 99
CALL SNY DEC 0042 1/2	4 0000	12/21/2009	10/19/2009	219 99	-	219 99
CALL CNH DEC 0025	8 0000	12/21/2009	11/27/2009	399 99	-	399 99
CALL ACE DEC 0050	3 0000	12/21/2009	11/27/2009	104 99	-	104 99
CALL HQN DEC 0040	4 0000	12/21/2009	11/27/2009	139 99	-	139 99
AFLAC INC COM	300 0000	11/30/2009	12/21/2009	14,129 64	13,631 85	497 79
ARKANSAS BEST CORP	300 0000	9/23/2009	12/21/2009	7,709 80	9,597 00	(1,887 20)
BALL CORP COM	200 0000	11/30/2009	12/21/2009	10,139 73	9,853 70	286 03
CLOROX CO DEL COM	300 0000	8/28/2009	12/21/2009	18,344 53	17,687 85	656 68
EXELON CORPORATION	400 0000	1/27/2009	12/21/2009	19,728 49	22,309 84	(2,581 35)
FOMENTO ECNMCO MEX SPADR	300 0000	11/30/2009	12/21/2009	14,069 64	13,685 46	384 18
FORD MOTOR CO NEW	1600 0000	11/30/2009	12/21/2009	14,783 62	14,044 80	738 82
MYLAN INC	700 0000	11/30/2009	12/21/2009	12,949 67	12,543 93	405 74
XTO ENERGY INC	400 0000	9/23/2009	12/21/2009	18,159 53	17,318 00	841 53
CALL TXN JAN 0026	6 0000	1/19/2010	12/21/2009	353 99	-	353 99
CALL MRO JAN 0032	8 0000	1/19/2010	12/21/2009	399 99	-	399 99
CALL MYL JAN 0019	7 0000	1/19/2010	12/22/2009	314 99	-	314 99
CALL AVP JAN 0033	4 0000	1/19/2010	12/22/2009	159 99	-	159 99
CALL FDQ JAN 0035	2 0000	1/19/2010	12/30/2009	109 99	-	109 99
CALL FMX JAN 0050	3 0000	1/19/2010	12/21/2009	119 99	-	119 99
CALL DTJ JAN 0050	3 0000	1/19/2010	12/22/2009	224 99	-	224 99
CALL RXZ JAN 0055	2 0000	1/19/2010	11/30/2009	59 99	-	59 99
CALL MON JAN 0085	2 0000	1/19/2010	12/21/2009	167 99	-	167 99
CALL MCD JAN 0065	2 0000	1/19/2010	12/22/2009	75 99	-	75 99
CALL C JAN 0005	30 0000	1/19/2010	11/27/2009	179 99	-	179 99
CALL ACE JAN 0050	3 0000	1/19/2010	12/21/2009	239 99	-	239 99
CALL WMT JAN 0055	3 0000	1/19/2010	12/21/2009	86 99	-	86 99
AFLAC INC COM	300 0000	12/21/2009	1/15/2010	14,594 81	13,859 70	735 11
AT&T INC	600 0000	9/23/2009	1/6/2010	16,973 56	16,553 70	419 86
CNH GLOBAL NV	800 0000	10/19/2009	1/19/2010	20,879 73	15,570 96	5,308 77
CONSOL ENERGY INC COM	300 0000	11/18/2009	1/19/2010	15,374 80	15,000 57	374 23
CATERPILLAR INC DEL	300 0000	11/30/2009	1/15/2010	18,221 76	17,398 38	823 38
COPANO ENERGY LLC	200 0000	10/19/2009	1/5/2010	4,529 87	3,935 98	593 89
COPANO ENERGY LLC	800 0000	10/19/2009	1/19/2010	18,119 77	15,743 92	2,375 85
CLIFFS NATURAL RESOURCES	300 0000	11/30/2009	1/19/2010	14,369 81	13,157 43	1,212 38
FORD MOTOR CO NEW	1400 0000	12/21/2009	1/19/2010	14,321 81	13,604 50	717 31
GENL DYNAMICS CORP COM	200 0000	11/30/2009	1/19/2010	14,129 81	13,143 46	986 35
HONEYWELL INTL INC DEL	400 0000	9/23/2009	1/19/2010	16,259 79	15,831 80	427 99
KING PHARMACEUTICALS INC	1000 0000	12/22/2009	1/19/2010	12,749 83	12,250 00	499 83
MARATHON OIL CORP	800 0000	3/25/2009	1/19/2010	25,359 68	21,030 48	4,329 20
MCAFEE INC	400 0000	7/23/2009	1/19/2010	16,219 79	17,537 84	(1,318 05)
PEABODY ENERGY CORP COM	300 0000	11/30/2009	1/19/2010	13,994 82	13,348 32	646 50
POTASH CORP SASKATCHEWAN	100 0000	11/30/2009	1/19/2010	11,774 84	11,243 00	531 84
QUEST DIAGNOSTICS INC	200 0000	11/30/2009	1/19/2010	12,169 84	11,591 90	577 94
QUALCOMM INC	300 0000	11/30/2009	1/19/2010	14,321 81	13,448 19	873 62
SANOFI AVENTIS SPON ADR	400 0000	10/19/2009	1/19/2010	16,199 79	15,750 96	448 83
URS CORP NEW COM	100 0000	10/19/2009	1/19/2010	4,579 93	4,142 82	437 11
BUCKEYE PARTNERS LP	600 0000	10/19/2009	1/19/2010	33,179 57	30,583 32	2,596 25
CALL HKW FEB 00029 00	6 0000	2/22/2010	1/26/2010	203 99	-	203 99
CALL F FEB 00012 00	18 0000	2/22/2010	1/26/2010	539 99	-	539 99
CALL AAO FEB 00049 00	3 0000	2/22/2010	1/26/2010	188 99	-	188 99
CALL BLL FEB 00055 00	2 0000	2/22/2010	12/21/2009	139 99	-	139 99
CALL SYE FEB 00100 00	1 0000	2/22/2010	12/21/2009	99 99	-	99 99
CALL SYE FEB 00100 00	1 0000	2/22/2010	1/19/2010	119 99	-	119 99
CALL PMJ FEB 00055 00	3 0000	2/22/2010	12/21/2009	89 99	-	89 99
CALL GAG FEB 00042 00	6 0000	2/22/2010	12/21/2009	749 98	-	749 98
CALL UTX FEB 00070 00	3 0000	2/22/2010	1/26/2010	299 99	-	299 99
CALL PWQ FEB 00055 00	3 0000	2/22/2010	1/26/2010	119 99	-	119 99
CALL WMT FEB 00055 00	3 0000	2/22/2010	1/19/2010	170 99	-	170 99

Dana Brown Charitable Trust Foundation
Merrill Lynch Securities Sold
9/30/10

43-6331557

Description	Quantity	Date Acquired	Date Sold	Gross Proceeds	Cost Basis	Gain/(Loss)
CALL TXN FEB 00025 00	6 0000	2/22/2010	1/26/2010	119 99	-	119 99
CALL UPY FEB 00014 00	12 0000	2/22/2010	12/21/2009	239 99	-	239 99
CALL Q FEB 00005 00	26 0000	2/22/2010	12/22/2009	129 99	-	129 99
CALL PFE FEB 00019 00	8 0000	2/22/2010	1/26/2010	287 99	-	287 99
CALL NLQ FEB 00023 00	5 0000	2/22/2010	1/26/2010	274 99	-	274 99
CALL NOK FEB 00015 00	20 0000	2/22/2010	12/21/2009	139 99	-	139 99
CALL MSQ FEB 00030 00	5 0000	2/22/2010	1/26/2010	429 99	-	429 99
CALL IGG FEB 00065 00	5 0000	2/22/2010	1/19/2010	549 99	-	549 99
CALL MCD FEB 00065 00	2 0000	2/22/2010	1/19/2010	123 99	-	123 99
CALL HQN FEB 00042 00	4 0000	2/22/2010	1/26/2010	119 99	-	119 99
CALL FMX FEB 00045 00	3 0000	2/22/2010	1/26/2010	74 99	-	74 99
CALL AVP FEB 00033 00	4 0000	2/22/2010	1/19/2010	399 99	-	399 99
CALL AGN FEB 00060 00	3 0000	2/22/2010	1/26/2010	284 99	-	284 99
CALL FDQ FEB 00030 00	2 0000	2/22/2010	1/19/2010	129 99	-	129 99
CALL BAX FEB 00060 00	3 0000	2/22/2010	1/26/2010	299 99	-	299 99
CLOROX CO DEL COM	300 0000	1/26/2010	2/22/2010	18,224 76	17,789 19	435 57
MYLAN INC	700 0000	12/22/2009	2/22/2010	13,614 82	13,160 00	454 82
OCCIDENTAL PETE CORP CAL	200 0000	1/26/2010	2/22/2010	16,229 79	15,365 98	863 81
PEPSICO INC	300 0000	1/26/2010	2/22/2010	18,854 75	18,089 85	764 90
RAYTHEON CO DELAWARE NEW	200 0000	11/30/2009	2/22/2010	11,169 85	10,329 80	840 05
ACE LIMITED	300 0000	9/23/2009	2/22/2010	15,269 80	15,060 66	209 14
CALL HK MAR 00029 00	6 0000	3/22/2010	12/21/2009	509 99	-	509 99
CALL BTU MAR 00050 00	3 0000	3/22/2010	3/2/2010	224 99	-	224 99
CALL TEF MAR 00080 00	2 0000	3/22/2010	1/26/2010	199 99	-	199 99
CALL HEV MAR 00005 00	30 0000	3/22/2010	1/26/2010	749 99	-	749 99
CALL URS MAR 00050 00	3 0000	3/22/2010	1/26/2010	194 99	-	194 99
CALL TXN MAR 00025 00	6 0000	3/22/2010	3/2/2010	203 99	-	203 99
CALL TOT MAR 00065 00	3 0000	3/22/2010	1/26/2010	194 99	-	194 99
CALL MON MAR 00090 00	2 0000	3/22/2010	1/19/2010	143 99	-	143 99
CALL IGG MAR 00065 00	5 0000	3/22/2010	3/2/2010	109 99	-	109 99
CALL CNH MAR 00030 00	5 0000	3/22/2010	1/26/2010	299 99	-	299 99
CALL HKW MAR 00027 00	6 0000	3/22/2010	3/2/2010	419 99	-	419 99
CALL CAT MAR 00060 00	3 0000	3/22/2010	3/2/2010	212 99	-	212 99
CALL BAX MAR 00060 00	3 0000	3/22/2010	3/2/2010	74 99	-	74 99
CALL NLQ MAR 00024 00	5 0000	3/22/2010	3/2/2010	99 99	-	99 99
AVON PROD INC	400 0000	12/22/2009	3/22/2010	12,899 83	12,723 80	176 03
DOLLAR TREE INC	300 0000	12/22/2009	3/22/2010	16,679 78	14,618 97	2,060 81
FORD MOTOR CO NEW	1800 0000	1/26/2010	3/22/2010	23,777 69	20,317 50	3,460 19
HONEYWELL INTL INC DEL	400 0000	1/26/2010	3/22/2010	16,619 78	16,059 80	559 98
MYLAN INC	700 0000	3/2/2010	3/22/2010	15,539 79	14,908 74	631 05
PRUDENTIAL FINANCIAL INC	300 0000	1/26/2010	3/22/2010	16,694 78	14,849 97	1,844 81
POTASH CORP SASKATCHEWAN	200 0000	3/2/2010	3/22/2010	24,393 69	23,102 44	1,291 25
SIEMENS AG ADR	100 0000	11/30/2009	3/22/2010	9,544 87	9,780 92	(236 05)
SIEMENS AG ADR	100 0000	1/20/2010	3/22/2010	9,544 88	9,265 00	279 88
UNITED TECHS CORP COM	300 0000	1/26/2010	3/22/2010	21,290 72	20,555 25	735 47
CALL NOK APR 00016 00	20 0000	4/19/2010	3/23/2010	259 99	-	259 99
CALL F APR 00015 00	14 0000	4/19/2010	3/23/2010	265 99	-	265 99
CALL XTQ APR 00105 00	2 0000	4/19/2010	3/23/2010	199 99	-	199 99
CALL AGN APR 00065 00	3 0000	4/19/2010	3/2/2010	119 99	-	119 99
CALL AGN APR 00065 00	3 0000	4/19/2010	3/23/2010	344 99	-	344 99
CALL TEF APR 00075 00	2 0000	4/19/2010	3/23/2010	79 99	-	79 99
CALL RQL APR 00018 00	8 0000	4/19/2010	3/23/2010	479 99	-	479 99
CALL WMT APR 00055 00	3 0000	4/19/2010	3/2/2010	119 99	-	119 99
CALL UNH APR 00035 00	5 0000	4/19/2010	3/26/2010	184 99	-	184 99
CALL IGG APR 00065 00	5 0000	4/19/2010	3/23/2010	204 99	-	204 99
CALL AFL APR 00055 00	3 0000	4/19/2010	3/23/2010	167 99	-	167 99
CALL BTU APR 00050 00	3 0000	4/19/2010	3/23/2010	263 99	-	263 99
CALL BLL APR 00055 00	2 0000	4/19/2010	3/23/2010	99 99	-	99 99
CALL AMR APR 00009 00	20 0000	4/19/2010	3/23/2010	959 99	-	959 99
CALL ABFS APR 00030 00	2 0000	4/19/2010	3/2/2010	99 99	-	99 99
CNH GLOBAL NV	500 0000	1/26/2010	4/19/2010	15,524 74	13,002 20	2,522 54
CATERPILLAR INC DEL	300 0000	3/2/2010	4/19/2010	19,694 66	17,444 19	2,250 47
MCDONALDS CORP COM	200 0000	12/22/2009	4/19/2010	13,549 76	12,593 08	956 68

Dana Brown Charitable Trust Foundation
Merrill Lynch Securities Sold
9/30/10

43-6331557

Description	Quantity	Date Acquired	Date Sold	Gross Proceeds	Cost Basis	Gain/(Loss)
MICROSOFT CORP	500 0000	1/26/2010	4/19/2010	15,154 74	14,834 15	320 59
NOVELLUS SYS INC	500 0000	1/26/2010	4/19/2010	13,149 77	11,184 20	1,965 57
PALM INC	1200 0000	7/23/2009	4/19/2010	6,155 89	16,943 88	(10,787 99)
SCHLUMBERGER LTD	300 0000	3/23/2010	4/19/2010	19,751 66	18,926 25	825 41
TEXAS INSTRUMENTS	600 0000	9/23/2009	4/19/2010	15,779 73	14,572 80	1,206 93
URS CORP NEW COM	300 0000	10/19/2009	4/19/2010	15,254 74	12,428 46	2,826 28
CALL CAT MAY 00070 00	3 0000	5/24/2010	4/22/2010	278 99	-	278 99
CALL CAT MAY 00070 00	2 0000	5/24/2010	5/4/2010	187 99	-	187 99
CALL HES MAY 00070 00	5 0000	5/24/2010	4/20/2010	314 99	-	314 99
CALL HK MAY 00024 00	6 0000	5/24/2010	3/23/2010	149 99	-	149 99
CALL LH MAY 00085 00	2 0000	5/24/2010	4/22/2010	109 99	-	109 99
CALL BAX MAY 00062 50	3 0000	5/24/2010	3/23/2010	179 99	-	179 99
CALL MCD MAY 00072 50	3 0000	5/24/2010	4/22/2010	110 99	-	110 99
CALL AMR MAY 00009 00	20 0000	5/24/2010	4/20/2010	719 99	-	719 99
CALL UNH MAY 00034 00	5 0000	5/24/2010	4/20/2010	84 99	-	84 99
CALL TOT MAY 00060 00	3 0000	5/24/2010	3/23/2010	344 99	-	344 99
CALL SLB MAY 00070 00	3 0000	5/24/2010	4/22/2010	404 99	-	404 99
CALL NOK MAY 00016 00	20 0000	5/24/2010	4/20/2010	479 99	-	479 99
CALL MYL MAY 00022 00	9 0000	5/24/2010	4/22/2010	584 99	-	584 99
CALL MON MAY 00080 00	4 0000	5/24/2010	3/26/2010	207 99	-	207 99
CALL HEV MAY 00005 00	30 0000	5/24/2010	3/23/2010	599 99	-	599 99
CALL FMX MAY 00050 00	3 0000	5/24/2010	3/23/2010	179 99	-	179 99
CALL ETN MAY 00080 00	2 0000	5/24/2010	4/22/2010	169 99	-	169 99
CALL C MAY 00006 00	30 0000	5/24/2010	4/20/2010	119 99	-	119 99
CALL BTU MAY 00050 00	3 0000	5/24/2010	4/20/2010	233 99	-	233 99
CALL ENR MAY 00065 00	3 0000	5/24/2010	3/23/2010	599 99	-	599 99
CALL ENR MAY 00065 00	3 0000	5/24/2010	4/22/2010	149 99	-	149 99
CALL BLL MAY 00055 00	2 0000	5/24/2010	4/20/2010	199 99	-	199 99
CALL AVP MAY 00035 00	5 0000	5/24/2010	3/23/2010	274 99	-	274 99
CALL CHK MAY 00027 00	6 0000	5/24/2010	3/23/2010	149 99	-	149 99
CALL AFL MAY 00055 00	3 0000	5/24/2010	4/20/2010	473 99	-	473 99
CALL AGN MAY 00065 00	6 0000	5/24/2010	4/20/2010	749 99	-	749 99
CALL STLD MAY 00018 00	8 0000	5/24/2010	4/20/2010	359 99	-	359 99
CALL ABFS MAY 00032 50	2 0000	5/24/2010	4/20/2010	159 99	-	159 99
CALL CREE MAY 00080 00	3 0000	5/24/2010	4/22/2010	704 99	-	704 99
CALL F MAY 00014 00	14 0000	5/24/2010	4/20/2010	699 99	-	699 99
QWEST COMM INTL INC COM	2600 0000	12/22/2009	5/4/2010	13,546 03	11,128 00	2,418 03
CALL AFL JUN 00048 00	3 0000	6/21/2010	5/27/2010	245 99	-	245 99
CALL TOT JUN 00050 00	3 0000	6/21/2010	5/27/2010	134 99	-	134 99
CALL WMT JUN 00055 00	3 0000	6/21/2010	4/20/2010	260 99	-	260 99
CALL PFE JUN 00019 00	8 0000	6/21/2010	5/4/2010	63 99	-	63 99
CALL QCOM JUN 00047 00	3 0000	6/21/2010	4/20/2010	89 99	-	89 99
CALL CREE JUN 00075 00	3 0000	6/21/2010	5/27/2010	359 99	-	359 99
ALLERGAN INC	300 0000	1/26/2010	6/21/2010	18,419 68	17,477 19	942 49
ALLERGAN INC	300 0000	3/23/2010	6/21/2010	18,419 70	19,322 25	(902 55)
ARKANSAS BEST CORP	200 0000	9/23/2009	5/27/2010	4,624 64	6,398 00	(1,773 36)
BALL CORP COM	200 0000	12/21/2009	6/21/2010	10,179 82	10,307 46	(127 64)
CHESAPEAKE ENERGY OKLA	600 0000	1/26/2010	6/21/2010	14,027 76	16,001 70	(1,973 94)
EXPRESS SCRIPTS INC COM	400 0000	3/2/2010	5/27/2010	20,739 65	19,719 74	1,019 91
MONSANTO CO NEW DEL COM	200 0000	3/23/2010	5/27/2010	9,925 85	14,580 00	(4,654 15)
SANDISK CORP INC	400 0000	5/27/2010	6/21/2010	19,759 66	18,660 00	1,099 66
CALL DTLTR1 JUL 00043 33	3 0000	7/19/2010	5/27/2010	464 99	-	464 99
CALL PBR JUL 00040 00	3 0000	7/19/2010	5/27/2010	179 99	-	179 99
CALL MYL JUL 00022 00	9 0000	7/19/2010	5/27/2010	134 99	-	134 99
CALL ETN JUL 00075 00	2 0000	7/19/2010	5/27/2010	289 99	-	289 99
CALL BTU JUL 00042 00	3 0000	7/19/2010	5/27/2010	548 99	-	548 99
CALL STLD JUL 00017 00	8 0000	7/19/2010	5/27/2010	159 99	-	159 99
CALL HES JUL 00060 00	5 0000	7/19/2010	5/27/2010	439 99	-	439 99
CALL CREE JUL 00070 00	3 0000	7/19/2010	6/25/2010	335 99	-	335 99
CALL SNDK JUL 00045 00	4 0000	7/19/2010	7/1/2010	399 99	-	399 99
CALL HK JUL 00022 00	6 0000	7/19/2010	5/27/2010	233 99	-	233 99
CALL FDO JUL 00040 00	4 0000	7/19/2010	7/1/2010	239 99	-	239 99
CALL UNH JUL 00033 00	5 0000	7/19/2010	5/27/2010	104 99	-	104 99

Dana Brown Charitable Trust Foundation
Merrill Lynch Securities Sold
9/30/10

43-6331557

Description	Quantity	Date Acquired	Date Sold	Gross Proceeds	Cost Basis	Gain/(Loss)
CALL PRU JUL 00055 00	3 0000	7/19/2010	7/1/2010	398 99	-	398 99
CALL UTX JUL 00070 00	3 0000	7/19/2010	7/1/2010	38 99	-	38 99
CALL SLB JUL 00065 00	3 0000	7/19/2010	5/27/2010	362 99	-	362 99
CALL MCD JUL 00070 00	3 0000	7/19/2010	5/27/2010	221 99	-	221 99
CALL LH JUL 00080 00	2 0000	7/19/2010	5/27/2010	169 99	-	169 99
CALL GLW JUL 00017 00	10 0000	7/19/2010	7/1/2010	179 99	-	179 99
CALL F JUL 00014 00	14 0000	7/19/2010	5/27/2010	209 99	-	209 99
CALL ENR JUL 00060 00	6 0000	7/19/2010	5/27/2010	689 99	-	689 99
CALL C JUL 00005 00	30 0000	7/19/2010	5/27/2010	149 99	-	149 99
CALL BAX JUL 00045 00	3 0000	7/19/2010	5/27/2010	179 99	-	179 99
CALL AMR JUL 00009 00	20 0000	7/19/2010	5/27/2010	459 99	-	459 99
AFLAC INC COM	300 0000	3/23/2010	7/19/2010	13,961 76	16,046 25	(2,084 49)
AVON PROD INC	500 0000	3/23/2010	7/19/2010	14,449 75	16,444 75	(1,995 00)
CATERPILLAR INC DEL	300 0000	4/22/2010	7/16/2010	20,075 65	19,961 67	113 98
CATERPILLAR INC DEL	200 0000	5/4/2010	7/16/2010	13,383 78	13,319 50	64 28
FOMENTO ECNMCO MEX SPADR	300 0000	12/21/2009	7/19/2010	13,739 76	13,946 73	(206 97)
HONEYWELL INTL INC DEL	400 0000	7/1/2010	7/19/2010	16,211 72	15,494 60	717 12
CALL HES AUG 00060 00	5 0000	8/23/2010	7/23/2010	59 99	-	59 99
CALL SNDK AUG 00045 00	4 0000	8/23/2010	7/23/2010	307 99	-	307 99
CALL KGC AUG 00017 00	10 0000	8/23/2010	7/26/2010	349 99	-	349 99
CALL UTX AUG 00075 00	3 0000	8/23/2010	7/23/2010	95 99	-	95 99
CALL SLB AUG 00065 00	3 0000	8/23/2010	7/23/2010	119 99	-	119 99
CALL CREE AUG 00080 00	3 0000	8/23/2010	7/23/2010	308 99	-	308 99
CALL PRU AUG 00060 00	3 0000	8/23/2010	7/23/2010	155 99	-	155 99
CALL WMT AUG 00052 5	3 0000	8/23/2010	6/25/2010	101 99	-	101 99
CALL NOK AUG 00010 00	20 0000	8/23/2010	7/23/2010	259 99	-	259 99
CALL ETN AUG 00080 00	2 0000	8/23/2010	7/23/2010	149 99	-	149 99
CALL DLTR AUG 00045 00	4 0000	8/23/2010	7/23/2010	219 99	-	219 99
CALL BAX AUG 00046 00	3 0000	8/23/2010	7/23/2010	104 99	-	104 99
FAMILY DOLLAR STORES	400 0000	7/1/2010	8/23/2010	16,559 71	15,470 60	1,089 11
TELEFONICA SA SPAIN ADR	200 0000	1/26/2010	8/23/2010	13,149 77	15,196 94	(2,047 17)
CALL STLD SEP 00017 00	8 0000	9/20/2010	7/23/2010	119 99	-	119 99
CALL LH SEP 00080 00	2 0000	9/20/2010	7/23/2010	69 99	-	69 99
CALL GLW SEP 00020 00	10 0000	9/20/2010	7/23/2010	199 99	-	199 99
CALL AMR SEP 00009 00	20 0000	9/20/2010	7/23/2010	99 99	-	99 99
CALL HEV SEP 00005 00	30 0000	9/20/2010	7/23/2010	149 99	-	149 99
CALL F SEP 00014 00	14 0000	9/20/2010	7/23/2010	321 99	-	321 99
CALL BTU SEP 00050 00	3 0000	9/20/2010	7/23/2010	281 99	-	281 99
ENERGIZER HLDGS INC COM	300 0000	3/23/2010	9/20/2010	18,104 68	19,028 46	(923 78)
ENERGIZER HLDGS INC COM	300 0000	4/22/2010	9/20/2010	18,104 70	18,157 71	(53 01)
MCDONALDS CORP COM	300 0000	4/22/2010	9/20/2010	21,941 62	21,176 25	765 37
ORACLE CORP \$0 01 DEL	600 0000	7/26/2010	9/20/2010	15,797 73	14,686 92	1,110 81
SANOFI AVENTIS SPON ADR	500 0000	7/26/2010	9/20/2010	16,474 72	14,724 05	1,750 67
UNITEDHEALTH GROUP INC	500 0000	3/23/2010	9/20/2010	17,144 70	16,569 00	575 70
<i>Subtotal (Short-Term)</i>				<u>1,585,982 87</u>	<u>1,474,301 19</u>	<u>111,681 68</u>
<i>Long-Term</i>						
ARCHER DANIELS MIDLD	500 0000	1/9/2008	10/19/2009	15,174 60	22,135 00	(6,960 40)
CENTURYTEL INC	600 0000	2/19/2008	12/23/2009	21,299 45	20,826 56	472 89
CENTURYTEL INC	85 0000	2/19/2008	11/27/2009	3,088 82	2,950 44	138 38
GOLDCORP INC	600 0000	7/8/2008	6/21/2010	27,683 53	26,436 00	1,247 53
MONSANTO CO NEW DEL COM	200 0000	5/1/2009	5/27/2010	9,925 85	17,080 00	(7,154 15)
<i>Subtotal (Long-Term)</i>				<u>77,172 25</u>	<u>89,428 00</u>	<u>(12,255 75)</u>
TOTAL SALES				<u>1,663,155 12</u>	<u>1,563,729 19</u>	<u>99,425 93</u>



TOTAL MERRILL

Primary Account: 788-11869

YOUR MERRILL LYNCH REPORT

September 01, 2010 - September 30, 2010

LELA G RICE TTEE
AUGUST C LAMARCA TTEE
DANA BROWN CHARITABLE TRUST
P O BOX 3688
BALLWIN MO 63022-3688

PORTFOLIO SUMMARY

	September 30	August 31	Month Change
Net Portfolio Value	\$586,024.33	\$536,506.78	\$49,517.55 ▲
Your assets	\$586,024.33	\$539,574.78	\$46,449.55 ▲
Your liabilities		(\$3,068.00)	

Your Net Cash Flow (Inflows/Outflows)
Securities You Transferred In/Out
Subtotal Net Contributions

(\$17.72)
(\$17.72)
(\$50,000.00)

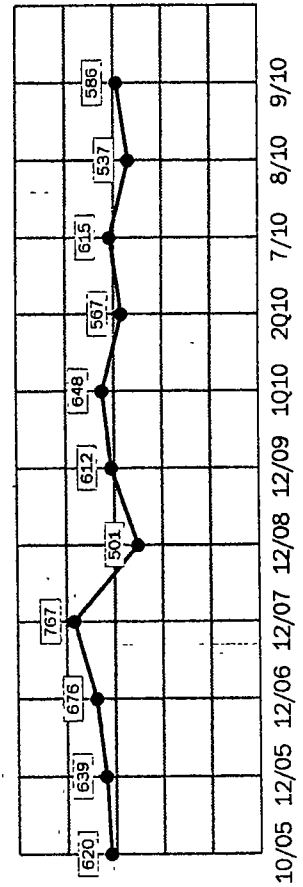
Your Dividends/Interest Income
Your Market Change
Subtotal Investment Earnings

\$870.45
\$48,664.82
\$49,535.27

Need Investment Guidance?
Call Your Financial Advisor

Your Financial Advisor:
PEGRAM & PITTS GROUP
150 S STRATFORD RD SUITE 150
WINSTON SALEM NC 27104
(800) 937-0893

Net Portfolio Value (In thousands), 2005-2010



If you have questions on your statement,
call **24-Hour Assistance:**
(800) MERRILL
(800) 637-7455

Up-to-date account information can be viewed
at: www.ml.com, where your statements
are archived for three or more years.

Questions about MLOL? Click the "help" tab at
the top of the screen once you log in.

E-DELIVERY IS CONVENIENT AND SECURE

Receiving account records electronically can be safer and more secure because it helps reduce the threat of mailbox theft while protecting your private information. Reducing paper is also good for the environment. Visit www.mymerrill.com to enroll in e-delivery.

Merrill Lynch, Pierce, Fenner & Smith Incorporated (MLPF&S) is a registered broker-dealer, Member Securities Investor Protection Corporation (SIPC) and a wholly owned subsidiary of Bank of America Corporation. Investment products: **Are Not FDIC Insured** **Are Not Bank Guaranteed** **May Lose Value**

Primary Account: 788-11869

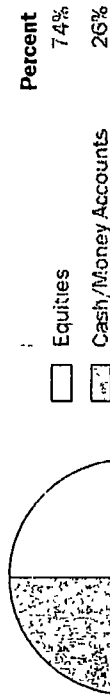
24-Hour Assistance: (800) MERRILL

YOUR PORTFOLIO REVIEW


September 01, 2010 - September 30, 2010

ASSET ALLOCATION

Estimated Accrued Interest not included
May not reflect all holdings



CURRENT INCOME



	This Report	Year To Date
Tax-Exempt Interest	5.58	55.24
Taxable Interest	-	-
Tax-Exempt Dividends	\$64.87	7,053.95
Taxable Dividends	\$570.45	\$7,067.17
Total		
Your Estimated Annual Income		\$6,808.34

TOTAL 100%

TOP FIVE PORTFOLIO HOLDINGS

Based on Estimated Market Value

Current Value	% of Portfolio
ML BANK DEPOSIT PROGRAM	26.17%
HESS CORP	5.04%
DOLLAR TREE INC	3.74%
UNITED TECHS CORP COM	3.65%
NOKIA CORP SPON ADR	3.42%

FINANCIAL MARKET INDICATORS

	This Report	Last Report	Previous Year End
S&P 500	1141.20	1049.33	1115.10
Three-Month Treasury Bills	.15%	.13%	.05%
Long-Term Treasury Bonds	3.69%	3.53%	4.63%
One-Month LIBOR	.26%	.26%	.23%
NASDAQ	2368.62	2114.03	2269.15





TOTAL MERRILL*

24-Hour Assistance: (800) MERRILL

Account Number: 788-11869

Online at: www.ml.ml.com

LELA G RICE TTEE
AUGUST C LAMARCA TTEE
DANA BROWN CHARITABLE TRUST
P O BOX 3688
BALLWIN MO 63022-3688

Net Portfolio Value:
\$586,024.33

Your Financial Advisor:
PEGRAM & PITTS GROUP
150 S STRATFORD RD SUITE 150
WINSTON SALEM NC 27104
(800) 937-0893

CMA® FOR TRUST ACCOUNT

This account is enrolled in the Merrill Lynch Personal AdvisorSM Program

September 01, 2010 - September 30, 2010

ASSETS	September 30	August 31
Cash/Money Accounts	153,487.58	46,036.65
Fixed Income	-	-
Equities	432,536.75	493,538.13
Mutual Funds	-	-
Options	-	-
Other	-	-
Subtotal (Long Portfolio)	586,024.33	539,574.78
TOTAL ASSETS	\$586,024.33	\$539,574.78

LIABILITIES	September 30	August 31
Debit Balance	-	-
Short Market Value	-	(3,068.00)
TOTAL LIABILITIES	-	(3,068.00)
NET PORTFOLIO VALUE	\$586,024.33	\$536,506.78

CASH FLOW	This Statement	Year to Date
Opening Cash/Money Accounts	\$46,036.65	
CREDITS		
Funds Received	-	-
Electronic Transfers	-	-
Other Credits	-	-
Subtotal	-	-
DEBITS		
Electronic Transfers	-	-
Margin Interest Charged	-	-
Other Debits	(17.72)	(6,971.69)
Visa Purchases (debits)	-	-
ATM/Cash Advances	-	-
Checks Written/Bill Payment	-	(50,000.00)
Subtotal	(17.72)	(56,971.69)
Net Cash Flow	(\$17.72)	(\$56,971.69)
Dividends/Interest Income	870.45	7,067.17
Security Purchases/Debits	-	(955,630.93)
Security Sales/Credits	106,598.20	1,146,861.86
Closing Cash/Money Accounts	\$153,487.58	
Securities You Transferred In/Out	-	-

Merrill Lynch, Pierce, Fenner & Smith Incorporated (MLPF&S) is a registered broker-dealer, Member Securities Investor Protection Corporation (SIPC) and a wholly owned subsidiary of Bank of America Corporation. Investment products: **Are Not FDIC Insured** **Are Not Bank Guaranteed** **May Lose Value**

LELA G RICE TTEE

Account Number: 788-11869

24-Hour Assistance: (800) MERRILL

YOUR CMA FOR TRUST BANK DEPOSIT INTEREST SUMMARY

September 01, 2010 - September 30, 2010

Money Account Description	Opening Balance	Average Deposit Balance	Current Yield%	Interest on Deposits	Closing Balance
FIA Card Services, N.A.	46,031	71,298	.10	5.58	153,340
Bank of America RI, N.A.	4	4	.10	0.00	4
TOTAL ML Bank Deposit Program	46,035			5.58	153,344

YOUR CMA FOR TRUST ASSETS

CASH/MONEY ACCOUNTS	Description	Quantity	Total Cost Basis	Estimated Market Price	Estimated Market Value	Estimated Annual Income	Est. Annual Yield%
CASH		143.58	143.58		143.58		
ML BANK DEPOSIT PROGRAM		153,344.00	153,344.00	1.0000	153,344.00	153	.10
TOTAL		153,487.58	153,487.58		153,487.58	153	.10

EQUITIES	Description	Symbol	Acquired	Quantity	Unit Cost Basis	Total Cost Basis	Estimated Market Price	Estimated Market Value	Unrealized Gain/(Loss)	Estimated Annual Income	Current Yield%
AMR CORP DEL		AMR	03/23/10	2,000	8.8850	17,770.00	6.2700	12,540.00	(5,230.00)		
BAXTER INTERNTL INC		BAX	01/26/10	300	59.1190	17,735.70	47.7100	14,313.00	(3,422.70)	349	2.43
CITIGROUP INC		C	08/28/09	3,000	5.1499	15,449.70	3.9100	11,730.00	(3,719.70)		
CORNING INC		GLW	07/01/10	1,000	16.0664	16,066.40	18.2800	18,280.00	2,213.60	200	1.09
CREE INC		CREE	04/22/10	300	77.5599	23,267.97	54.2900	16,287.00	(6,980.97)		
DOLLAR TREE INC		DLTR	05/27/10	450	41.5860	18,713.70	48.7600	21,942.00	3,228.30		
EATON CORP		ETN	04/22/10	200	77.8450	15,569.00	82.4900	16,498.00	929.00	465	2.81
ENER1 INC		HEV	01/26/10	3,000	4.1599	12,479.70	3.6800	11,040.00	(1,439.70)		
FORD MOTOR CO NEW		F	03/23/10	1,400	13.8887	19,444.18	12.2400	17,136.00	(2,308.18)		
HES CORP		HES	01/19/10	500	62.1935	31,096.75	59.1200	29,560.00	(1,536.75)	200	.67
KINROSS GOLD CORP		KGC	07/26/10	1,000	16.3099	16,309.90	18.7900	18,790.00	2,480.10	100	.53
LABORATORY CP AMER HLDGS		LH	04/22/10	200	80.4046	16,080.92	78.4300	15,686.00	(394.92)		
MYLAN INC		MYL	04/22/10	900	21.8099	19,628.91	18.8100	16,929.00	(2,699.91)		



+

016

7:55 0173666 0011302 STZ899AP102731

4 of 14



LELA G RICE TTEE

Account Number: 788-11869

TOTAL MERRILL*

YOUR CMA FOR TRUST ASSETS

September 01, 2010 - September 30, 2010

EQUITIES (continued) Description	Symbol	Acquired	Quantity	Unit Cost Basis	Total Cost Basis	Estimated Market Price	Estimated Market Value	Unrealized Gain/(Loss) Annual	Estimated Current Income Yield%
NOKIA CORP SPON ADR	NOK	08/28/09	1,000	13.8784	13,878.40	10.0300	10,030.00	(3,848.40)	351 3.49
		09/23/09	1,000	15.8800	15,880.00	10.0300	10,030.00	(5,850.00)	351 3.49
			2,000		29,758.40		20,060.00	(9,698.40)	702 3.49
Subtotal							14,703.00	300.60	84 .57
PEABODY ENERGY CORP COM	BTU	03/02/10	300	48.0080	14,402.40	49.0100	10,881.00	(4,517.82)	45 .41
PETROLEO BRAS VTG SPD ADR	PBR	10/19/09	300	51.3294	15,398.82	36.2700	9,684.00	(7,085.46)	577 4.19
PETROHAWK ENERGY CORP	HK	10/19/09	600	27.9491	16,769.46	16.1400	13,736.00	(1,272.00)	210 1.29
PFIZER INC	PFE	01/26/10	800	18.7600	15,008.00	17.1700	16,254.00	209.10	228 1.68
PRUDENTIAL FINANCIAL INC	PRU	07/01/10	300	53.4830	16,044.90	54.1800	13,539.75	(590.07)	
QUALCOMM INC	QCOM	01/26/10	300	47.0994	14,129.82	45.1325	14,660.00	(2,357.84)	
SANDISK CORP INC	SNDK	07/01/10	400	42.5446	17,017.84	36.6500	18,483.00	(1,854.00)	
SCHLUMBERGER LTD	SLB	04/22/10	300	67.7900	20,337.00	61.6100	11,288.00	(2,199.92)	
STEEL DYNAMICS INC COM	STLD	03/02/10	800	16.8599	13,487.92	14.1100	15,612.00	(317.16)	
TEEKAY TANKERS LTD.	TNK	07/26/10	1,200	13.2743	15,929.16	13.0100	15,480.00	(2,588.46)	
TOTAL S.A. SP ADR	TOT	01/26/10	300	60.2282	18,068.46	51.6000	21,369.00	2,058.99	
UNITED TECHS CORP COM	UTX	07/01/10	300	64.3667	19,310.01	71.2300	16,056.00	(263.19)	
WAL-MART STORES INC	WMT	11/30/09	300	54.3973	16,319.19	53.5200			
TOTAL					481,594.21		432,536.75	(49,057.46)	6,655 1.54

RESEARCH RATINGS

Security	Symbol	BofAML Research	Morningstar	S&P
AMR CORP DEL	AMR	Underperform (C39)	Hold	Hold
BAXTER INTERNTL INC	BAX	Buy (B17)	Buy	Hold
CITIGROUP INC	C	Buy (C17)	Buy	Hold
CORNING INC	GLW	Buy (C17)	Hold	Buy
CREE INC	CREE	Buy (C19)	Hold	No Coverage
DOLLAR TREE INC	DLTR	Buy (B19)	Hold	Hold
EATON CORP	ETN	Buy (B17)	Hold	Buy
ENER1 INC	HEV	Buy (C19)	Hold	No Coverage
FORD MOTOR CO NEW	F	Buy (C19)	Buy	Buy

+

LELA G RICE TTEE

Account Number: 788-11869

24-Hour Assistance: (800) MERRILL

YOUR CMA FOR TRUST ASSETS

September 01, 2010 - September 30, 2010

RESEARCH RATINGS (continued)

Security	Symbol	BofAML Research	Morningstar	S&P
HES CORP	HES	Buy (B17)	Buy	Buy
KINROSS GOLD CORP	KGC	Buy (C17)	Hold	No Coverage
LABORATORY CP AMER HLDGS	LH	Buy (B19)	Buy	Buy
MYLAN INC	MYL	Buy (C19)	Hold	Buy
NOKIA CORP SPON ADR	NOK	Buy (B17)	Buy	Buy
PETROHAWK ENERGY CORP	HK	Buy (C19)	Buy	Buy
PRUDENTIAL FINANCIAL INC	PRU	N/A	Hold	Buy
PETRLEO BRAS VTG SPD ADR	PBR	Buy (C17)	Hold	Hold
PEABODY ENERGY CORP COM	BTU	N/A	Hold	Buy
PFIZER INC	PFE	N/A	Buy	Buy
QUALCOMM INC	QCOM	Buy (C17)	Buy	Hold
SANDISK CORP INC	SNDK	Buy (C19)	Hold	Hold
STEEL DYNAMICS INC COM	STLD	N/A	Buy	Hold
SCHLUMBERGER LTD	SLB	Buy (B17)	Hold	Sell
TOTAL S.A. SP ADR	TOT	Neutral (A27)	Buy	Buy
TEEKAY TANKERS LTD.	TNK	Buy (C17)	Buy	No Coverage
UNITED TECHS CORP COM	UTX	Buy (B17)	Hold	Buy
WAL-MART STORES INC	WMT	Buy (A17)	Buy	Buy

PLEASE REFER TO THE BACK OF YOUR STATEMENT FOR A GUIDE TO BofAML AND THIRD PARTY RESEARCH RATINGS.





LELA G RICE TTEE

Account Number: 788-11869

YOUR CMA FOR TRUST ASSETS

September 01, 2010 - September 30, 2010

LONG PORTFOLIO	Adjusted/Total Cost Basis	Estimated Market Value	Unrealized Gain/(Loss)	Estimated Accrued Interest	Estimated Annual Income	Current Yield%
TOTAL	635,081.79	586,024.33	(49,057.46)	6,808	1.16	

YOUR CMA FOR TRUST TRANSACTIONS

Date	Transaction Type	Quantity	Description	Income	Year To Date
09/30	Bank Interest		BANK DEPOSIT INTEREST	.58	
	Income Total		ML BANK DEPOSIT PROGRAM	5.00	
	Subtotal (Taxable Interest)			5.58	33.24
09/01	* Dividend		PFIZER INC HOLDING 800.0000	144.00	
09/07	* Dividend		PAY DATE 09/01/2010 WAL-MART STORES INC HOLDING 300.0000	90.75	
09/08	* Rpt Fgn Div		PAY DATE 09/07/2010 PETRLEO BRAS VTG SPD ADR HOLDING 300.0000	68.12	
09/10	* Dividend		PAY DATE 09/08/2010 UNITED TECHS CORP COM HOLDING 300.0000	127.50	
09/16	* Dividend		PAY DATE 09/10/2010 MCDONALDS CORP COM HOLDING 300.0000	165.00	
09/24	* Dividend		PAY DATE 09/16/2010 QUALCOMM INC HOLDING 300.0000 PAY DATE 09/24/2010	57.00	



Application for Extension of Time To File an Exempt Organization Return

OMB No 1545-1709

▶ **File a separate application for each return.**

- If you are filing for an **Automatic 3-Month Extension**, complete only **Part I** and check this box
- If you are filing for an **Additional (Not Automatic) 3-Month Extension**, complete only **Part II** (on page 2 of this form)

Do not complete Part II unless you have already been granted an automatic 3-month extension on a previously filed Form 8868

Electronic filing (e-file). You can electronically file Form 8868 if you need a 3-month automatic extension of time to file (6 months for a corporation required to file Form 990-T), or an additional (not automatic) 3-month extension of time. You can electronically file Form 8868 to request an extension of time to file any of the forms listed in Part I or Part II with the exception of Form 8870, Information Return for Transfers Associated With Certain Personal Benefit Contracts, which must be sent to the IRS in paper format (see instructions). For more details on the electronic filing of this form, visit www.irs.gov/efile and click on *e-file for Charities & Nonprofits*

Part I Automatic 3-Month Extension of Time. Only submit original (no copies needed)

A corporation required to file Form 990-T and requesting an automatic 6-month extension - check this box and complete

Part I only

All other corporations (including 1120-C filers), partnerships, REMICs, and trusts must use Form 7004 to request an extension of time to file income tax returns

Type or print	Name of exempt organization DANA BROWN CHARITABLE TRUST FOUNDATION	Employer identification number 43-6331557
File by the due date for filing your return. See instructions	Number, street, and room or suite no. If a P.O. box, see instructions LELA RICE, TRUSTEE, P.O. BOX 3688	
	City, town or post office, state, and ZIP code. For a foreign address, see instructions BALLWIN, MO 63022-3688	

Enter the Return code for the return that this application is for (file a separate application for each return)

0 4

Application Is For	Return Code	Application Is For	Return Code
Form 990	01	Form 990-T (corporation)	07
Form 990-BL	02	Form 1041-A	08
Form 990-EZ	03	Form 4720	09
Form 990-PF	04	Form 5227	10
Form 990-T (sec. 401(a) or 408(a) trust)	05	Form 6069	11
Form 990-T (trust other than above)	06	Form 8870	12

LELA RICE, TRUSTEE

- The books are in the care of ▶ **P.O. BOX 3688 - BALLWIN, MO 63022-3688**

Telephone No ▶ **(636) 227-9940** FAX No ▶ _____

- If the organization does not have an office or place of business in the United States, check this box
- If this is for a Group Return, enter the organization's four digit Group Exemption Number (GEN) _____ If this is for the whole group, check this box . If it is for part of the group, check this box and attach a list with the names and EINs of all members the extension is for

1 I request an automatic 3-month (6 months for a corporation required to file Form 990-T) extension of time until **MAY 15, 2011**, to file the exempt organization return for the organization named above. The extension is for the organization's return for
 ▶ calendar year _____ or
 ▶ tax year beginning **OCT 1, 2009**, and ending **SEP 30, 2010**

2 If the tax year entered in line 1 is for less than 12 months, check reason Initial return Final return Change in accounting period

3a If this application is for Form 990-BL, 990-PF, 990-T, 4720, or 6069, enter the tentative tax, less any nonrefundable credits. See instructions	3a	\$ 2,618.
b If this application is for Form 990-PF, 990-T, 4720, or 6069, enter any refundable credits and estimated tax payments made. Include any prior year overpayment allowed as a credit	3b	\$ 618.
c Balance due. Subtract line 3b from line 3a. Include your payment with this form, if required, by using EFTPS (Electronic Federal Tax Payment System). See instructions	3c	\$ 2,000.

Caution. If you are going to make an electronic fund withdrawal with this Form 8868, see Form 8453-EO and Form 8879-EO for payment instructions

LHA For Paperwork Reduction Act Notice, see Instructions.

Form 8868 (Rev. 1-2011)