



See a Social Security Number? Say Something!
Report Privacy Problems to <https://public.resource.org/privacy>
Or call the IRS Identity Theft Hotline at 1-800-908-4490



Form **990-PF**Department of the Treasury
Internal Revenue Service**Return of Private Foundation**
or Section 4947(a)(1) Nonexempt Charitable Trust
Treated as a Private Foundation

OMB No. 1545-0052

2009

Note: The foundation may be able to use a copy of this return to satisfy state reporting requirements.

For calendar year 2009, or tax year beginning 10/01, 2009, and ending 09/30, 2010

G Check all that apply: ☐ Initial return ☐ Initial return of a former public charity ☐ Final return
☐ Amended return ☐ Address change ☐ Name changeUse the IRS
label.
Otherwise,
print
or type.
See Specific
Instructions.

Name of foundation

MABEL A. HORNE FUND
FLEET NATIONAL BANK

A Employer identification number

04-6089241

Number and street (or P.O. box number if mail is not delivered to street address)

Room/suite

P O BOX 1802

City or town, state, and ZIP code

PROVIDENCE, RI 02901-1802

B Telephone number (see page 10 of the instructions)

C If exemption application is
pending, check here ☐D 1 Foreign organizations, check here ☐2 Foreign organizations meeting the
85% test, check here and attach
computation ☐E If private foundation status was terminated
under section 507(b)(1)(A), check here ☐F If the foundation is in a 60-month termination
under section 507(b)(1)(B), check here ☐H Check type of organization: ☐ Section 501(c)(3) exempt private foundation☒ Section 4947(a)(1) nonexempt charitable trust ☐ Other taxable private foundation

I Fair market value of all assets at end

of year (from Part II, col (c), line

16) \$ 5,791,071.

J Accounting method: ☒ Cash ☐ Accrual☐ Other (specify)

(Part I, column (d) must be on cash basis)

Part I Analysis of Revenue and Expenses (The
total of amounts in columns (b), (c), and (d)
may not necessarily equal the amounts in
column (a) (see page 11 of the instructions))

	(a) Revenue and expenses per books	(b) Net investment income	(c) Adjusted net income	(d) Disbursements for charitable purposes (cash basis only)
1 Contributions, gifts, grants, etc., received (attach schedule)				
2 Check <input checked="" type="checkbox"/> if the foundation is not required to attach Sch. B.				
3 Interest on savings and temporary cash investments				
4 Dividends and interest from securities	149,010.	148,855.		STMT 1
5a Gross rents				
b Net rental income or (loss)				
6a Net gain or (loss) from sale of assets not on line 10	95,390.			
b Gross sales price for all assets on line 6a	1,312,615.			
7 Capital gain net income (from Part IV, line 2)		95,390.		
8 Net short-term capital gain				
9 Income modifications				
10a Gross sales less returns and allowances				
b Less Cost of goods sold				
c Gross profit or (loss) (attach schedule)				
11 Other income (attach schedule)	347.			STMT 4
12 Total. Add lines 1 through 11	244,747.	244,245.		
13 Compensation of officers, directors, trustees, etc.	40,417.	16,167.		24,250.
14 Other employee salaries and wages				
15 Pension plans, employee benefits				
16a Legal fees (attach schedule)				
b Accounting fees (attach schedule) STMT 5	800.	NONE	NONE	800.
c Other professional fees (attach schedule)				
17 Interest				
18 Taxes (attach schedule) (see page 14 of the instructions)	1,150.	1,150.		
19 Depreciation (attach schedule) and depletion				
20 Occupancy				
21 Travel, conferences, and meetings				
22 Printing and publications				
23 Other expenses (attach schedule) STMT 7	480.			480.
24 Total operating and administrative expenses. Add lines 13 through 23	42,847.	17,317.	NONE	25,530.
25 Contributions, gifts, grants paid	228,000.			228,000.
26 Total expenses and disbursements. Add lines 24 and 25	270,847.	17,317.	NONE	253,530.
27 Subtract line 26 from line 12				
a Excess of revenue over expenses and disbursements	-26,100.			
b Net investment income (if negative, enter -0-)		226,928.		
c Adjusted net income (if negative, enter -0-)				

For Privacy Act and Paperwork Reduction Act Notice, see page 30 of the instructions.

JSA

Form 990-PF (2009)

9E1410 1 000

GX4602 L775 12/14/2010 12:39:22

6

ENVELOPE
POSTMARK DATE JAN 07 2011

SCANNED JAN 18 2011

9

Part II Balance Sheets		Attached schedules and amounts in the description column should be for end-of-year amounts only (See instructions)			
		Beginning of year (a) Book Value	End of year (b) Book Value (c) Fair Market Value		
Assets	1	Cash - non-interest-bearing	NONE	NONE	
	2	Savings and temporary cash investments	190,876.	337,820.	337,820.
	3	Accounts receivable ▶ Less: allowance for doubtful accounts ▶			
	4	Pledges receivable ▶ Less: allowance for doubtful accounts ▶			
	5	Grants receivable			
	6	Receivables due from officers, directors, trustees, and other disqualified persons (attach schedule) (see page 16 of the instructions)			
	7	Other notes and loans receivable (attach schedule) ▶ *		*	NONE
		Less: allowance for doubtful accounts ▶	NONE	NONE	NONE
	8	Inventories for sale or use			
	9	Prepaid expenses and deferred charges			
	10 a	Investments - U S and state government obligations (attach schedule)	NONE	NONE	NONE
	b	Investments - corporate stock (attach schedule)	5,683,832.	5,509,978.	5,453,251.
	11	Investments - corporate bonds (attach schedule)	NONE	NONE	NONE
		Investments - land, buildings, and equipment, basis Less: accumulated depreciation (attach schedule)	NONE	NONE	
	12	Investments - mortgage loans	NONE	NONE	
	13	Investments - other (attach schedule) STMT 8.	NONE	NONE	NONE
14	Land, buildings, and equipment basis Less: accumulated depreciation (attach schedule)				
15	Other assets (describe ▶)	NONE	NONE	NONE	
16	Total assets (to be completed by all filers - see the instructions Also, see page 1, item I)	5,874,708.	5,847,798.	5,791,071.	
Liabilities	17	Accounts payable and accrued expenses			
	18	Grants payable			
	19	Deferred revenue			
	20	Loans from officers, directors, trustees, and other disqualified persons			
	21	Mortgages and other notes payable (attach schedule)			
	22	Other liabilities (describe ▶)			
23	Total liabilities (add lines 17 through 22)				
Net Assets or Fund Balances	Foundations that follow SFAS 117, check here ▶ <input type="checkbox"/> and complete lines 24 through 26 and lines 30 and 31.				
	24	Unrestricted			
	25	Temporarily restricted			
	26	Permanently restricted			
	Foundations that do not follow SFAS 117, check here and complete lines 27 through 31. ▶ <input checked="" type="checkbox"/>				
	27	Capital stock, trust principal, or current funds	5,874,708.	5,847,798.	
	28	Paid-in or capital surplus, or land, bldg., and equipment fund			
	29	Retained earnings, accumulated income, endowment, or other funds	NONE	NONE	
	30	Total net assets or fund balances (see page 17 of the instructions)	5,874,708.	5,847,798.	
31	Total liabilities and net assets/fund balances (see page 17 of the instructions)	5,874,708.	5,847,798.		

Part III Analysis of Changes in Net Assets or Fund Balances

1	Total net assets or fund balances at beginning of year - Part II, column (a), line 30 (must agree with end-of-year figure reported on prior year's return)	1	5,874,708.
2	Enter amount from Part I, line 27a	2	-26,100.
3	Other increases not included in line 2 (itemize) ▶	3	
4	Add lines 1, 2, and 3	4	5,848,608.
5	Decreases not included in line 2 (itemize) ▶ SEE STATEMENT 9	5	810.
6	Total net assets or fund balances at end of year (line 4 minus line 5) - Part II, column (b), line 30	6	5,847,798.

Part IV Capital Gains and Losses for Tax on Investment Income

(a) List and describe the kind(s) of property sold (e.g., real estate, 2-story brick warehouse, or common stock, 200 shs. MLC Co.)			(b) How acquired P-Purchase D-Donation	(c) Date acquired (mo., day, yr.)	(d) Date sold (mo., day, yr.)
1a SEE PART IV DETAIL					
b					
c					
d					
e					
(e) Gross sales price	(f) Depreciation allowed (or allowable)	(g) Cost or other basis plus expense of sale	(h) Gain or (loss) (e) plus (f) minus (g)		
a					
b					
c					
d					
e					
Complete only for assets showing gain in column (h) and owned by the foundation on 12/31/69					
(i) F.M.V. as of 12/31/69	(j) Adjusted basis as of 12/31/69	(k) Excess of col. (i) over col. (j), if any	(l) Gains (Col. (h) gain minus col. (k), but not less than -0-) or Losses (from col. (h))		
a					
b					
c					
d					
e					
2 Capital gain net income or (net capital loss) { If gain, also enter in Part I, line 7 If (loss), enter -0- in Part I, line 7 }			2	95,390.	
3 Net short-term capital gain or (loss) as defined in sections 1222(5) and (6): If gain, also enter in Part I, line 8, column (c) (see pages 13 and 17 of the instructions). If (loss), enter -0- in Part I, line 8.			3		

Part V Qualification Under Section 4940(e) for Reduced Tax on Net Investment Income

(For optional use by domestic private foundations subject to the section 4940(a) tax on net investment income.)

If section 4940(d)(2) applies, leave this part blank.

Was the foundation liable for the section 4942 tax on the distributable amount of any year in the base period? ☐ Yes ☒ No
If "Yes," the foundation does not qualify under section 4940(e). Do not complete this part.

(a) Base period years Calendar year (or tax year beginning in)	(b) Adjusted qualifying distributions	(c) Net value of noncharitable-use assets	(d) Distribution ratio (col (b) divided by col (c))
2008	290,107.	5,045,055.	0.05750323832
2007	356,894.	6,672,702.	0.05348567941
2006	338,475.	6,919,329.	0.04891731554
2005	289,182.	6,503,054.	0.04446864504
2004	282,615.	6,279,274.	0.04500759164
2 Total of line 1, column (d)			2 0.24938246995
3 Average distribution ratio for the 5-year base period - divide the total on line 2 by 5, or by the number of years the foundation has been in existence if less than 5 years			3 0.04987649399
4 Enter the net value of noncharitable-use assets for 2009 from Part X, line 5			4 5,584,345.
5 Multiply line 4 by line 3			5 278,528.
6 Enter 1% of net investment income (1% of Part I, line 27b)			6 2,269.
7 Add lines 5 and 6			7 280,797.
8 Enter qualifying distributions from Part XII, line 4 If line 8 is equal to or greater than line 7, check the box in Part VI, line 1b, and complete that part using a 1% tax rate. See the Part VI instructions on page 18.			8 253,530.

Part VI Excise Tax Based on Investment Income (Section 4940(a), 4940(b), 4940(e), or 4948 - see page 18 of the instructions)

1a Exempt operating foundations described in section 4940(d)(2), check here <input type="checkbox"/> and enter "N/A" on line 1. Date of ruling or determination letter _____ (attach copy of ruling letter if necessary - see instructions)			
b Domestic foundations that meet the section 4940(e) requirements in Part V, check here <input type="checkbox"/> and enter 1% of Part I, line 27b		1	4,539.
c All other domestic foundations enter 2% of line 27b. Exempt foreign organizations enter 4% of Part I, line 12, col. (b)			
2 Tax under section 511 (domestic section 4947(a)(1) trusts and taxable foundations only. Others enter -0-)		2	
3 Add lines 1 and 2		3	4,539.
4 Subtitle A (income) tax (domestic section 4947(a)(1) trusts and taxable foundations only. Others enter -0-)		4	NONE
5 Tax based on investment income. Subtract line 4 from line 3. If zero or less, enter -0-		5	4,539.
6 Credits/Payments			
a 2009 estimated tax payments and 2008 overpayment credited to 2009	6a	1,576.	
b Exempt foreign organizations-tax withheld at source	6b	NONE	
c Tax paid with application for extension of time to file (Form 8868)	6c	NONE	
d Backup withholding erroneously withheld	6d		
7 Total credits and payments. Add lines 6a through 6d	7	1,576.	
8 Enter any penalty for underpayment of estimated tax. Check here <input type="checkbox"/> if Form 2220 is attached	8		
9 Tax due. If the total of lines 5 and 8 is more than line 7, enter amount owed	9	2,963.	
10 Overpayment. If line 7 is more than the total of lines 5 and 8, enter the amount overpaid	10		
11 Enter the amount of line 10 to be Credited to 2010 estimated tax <input type="checkbox"/> NONERefunded <input type="checkbox"/>	11		

Part VII-A Statements Regarding Activities

	Yes	No
1a During the tax year, did the foundation attempt to influence any national, state, or local legislation or did it participate or intervene in any political campaign?		X
b Did it spend more than \$100 during the year (either directly or indirectly) for political purposes (see page 19 of the instructions for definition)? If the answer is "Yes" to 1a or 1b, attach a detailed description of the activities and copies of any materials published or distributed by the foundation in connection with the activities		X
c Did the foundation file Form 1120-POL for this year?		X
d Enter the amount (if any) of tax on political expenditures (section 4955) imposed during the year (1) On the foundation. \$ _____ (2) On foundation managers. \$ _____		
e Enter the reimbursement (if any) paid by the foundation during the year for political expenditure tax imposed on foundation managers. \$ _____		
2 Has the foundation engaged in any activities that have not previously been reported to the IRS? If "Yes," attach a detailed description of the activities.		X
3 Has the foundation made any changes, not previously reported to the IRS, in its governing instrument, articles of incorporation, or bylaws, or other similar instruments? If "Yes," attach a conformed copy of the changes		X
4a Did the foundation have unrelated business gross income of \$1,000 or more during the year?		X
b If "Yes," has it filed a tax return on Form 990-T for this year?		
5 Was there a liquidation, termination, dissolution, or substantial contraction during the year? If "Yes," attach the statement required by General Instruction T		X
6 Are the requirements of section 508(e) (relating to sections 4941 through 4945) satisfied either: • By language in the governing instrument, or • By state legislation that effectively amends the governing instrument so that no mandatory directions that conflict with the state law remain in the governing instrument?	X	
7 Did the foundation have at least \$5,000 in assets at any time during the year? If "Yes," complete Part II, col. (c), and Part XV	X	
8a Enter the states to which the foundation reports or with which it is registered (see page 19 of the instructions) <input type="checkbox"/> STMT 10		
b If the answer is "Yes" to line 7, has the foundation furnished a copy of Form 990-PF to the Attorney General (or designate) of each state as required by General Instruction G? If "No," attach explanation	X	
9 Is the foundation claiming status as a private operating foundation within the meaning of section 4942(j)(3) or 4942(j)(5) for calendar year 2009 or the taxable year beginning in 2009 (see instructions for Part XIV on page 27)? If "Yes," complete Part XIV		X
10 Did any persons become substantial contributors during the tax year? If "Yes," attach a schedule listing their names and addresses		X

Form 990-PF (2009)

Part VII-A Statements Regarding Activities (continued)

11	At any time during the year, did the foundation, directly or indirectly, own a controlled entity within the meaning of section 512(b)(13)? If "Yes," attach schedule (see page 20 of the instructions)	11		X
12	Did the foundation acquire a direct or indirect interest in any applicable insurance contract before August 17, 2008?	12		X
13	Did the foundation comply with the public inspection requirements for its annual returns and exemption application?	13	X	
Website address ▶ N/A				
14 The books are in care of ▶ PRIVATE BANK, TAX SERVICES Telephone no. ▶ (401) 278-6823				
Located at ▶ P.O. BOX 1802, PROVIDENCE, RI ZIP + 4 ▶ 02901-1802				
15	Section 4947(a)(1) nonexempt charitable trusts filing Form 990-PF in lieu of Form 1041 - Check here			X
and enter the amount of tax-exempt interest received or accrued during the year ▶ 15				

Part VII-B Statements Regarding Activities for Which Form 4720 May Be Required

File Form 4720 if any item is checked in the "Yes" column, unless an exception applies.

	Yes	No
1a During the year did the foundation (either directly or indirectly)		
(1) Engage in the sale or exchange, or leasing of property with a disqualified person?	<input type="checkbox"/> Yes	<input checked="" type="checkbox"/> No
(2) Borrow money from, lend money to, or otherwise extend credit to (or accept it from) a disqualified person?	<input type="checkbox"/> Yes	<input checked="" type="checkbox"/> No
(3) Furnish goods, services, or facilities to (or accept them from) a disqualified person?	<input type="checkbox"/> Yes	<input checked="" type="checkbox"/> No
(4) Pay compensation to, or pay or reimburse the expenses of, a disqualified person?	<input checked="" type="checkbox"/> Yes	<input type="checkbox"/> No
(5) Transfer any income or assets to a disqualified person (or make any of either available for the benefit or use of a disqualified person)?	<input type="checkbox"/> Yes	<input checked="" type="checkbox"/> No
(6) Agree to pay money or property to a government official? (Exception. Check "No" if the foundation agreed to make a grant to or to employ the official for a period after termination of government service, if terminating within 90 days.)	<input type="checkbox"/> Yes	<input checked="" type="checkbox"/> No
b If any answer is "Yes" to 1a(1)-(6), did any of the acts fail to qualify under the exceptions described in Regulations section 53.4941(d)-3 or in a current notice regarding disaster assistance (see page 20 of the instructions)?		1b X
Organizations relying on a current notice regarding disaster assistance check here ▶		
c Did the foundation engage in a prior year in any of the acts described in 1a, other than excepted acts, that were not corrected before the first day of the tax year beginning in 2009?		1c X
2 Taxes on failure to distribute income (section 4942) (does not apply for years the foundation was a private operating foundation defined in section 4942(j)(3) or 4942(j)(5))		
a At the end of tax year 2009, did the foundation have any undistributed income (lines 6d and 6e, Part XIII) for tax year(s) beginning before 2009?	<input type="checkbox"/> Yes	<input checked="" type="checkbox"/> No
If "Yes," list the years ▶		
b Are there any years listed in 2a for which the foundation is not applying the provisions of section 4942(a)(2) (relating to incorrect valuation of assets) to the year's undistributed income? (If applying section 4942(a)(2) to all years listed, answer "No" and attach statement - see page 20 of the instructions.)		2b
c If the provisions of section 4942(a)(2) are being applied to any of the years listed in 2a, list the years here. ▶		
3a Did the foundation hold more than a 2% direct or indirect interest in any business enterprise at any time during the year?	<input type="checkbox"/> Yes	<input checked="" type="checkbox"/> No
b If "Yes," did it have excess business holdings in 2009 as a result of (1) any purchase by the foundation or disqualified persons after May 26, 1969, (2) the lapse of the 5-year period (or longer period approved by the Commissioner under section 4943(c)(7)) to dispose of holdings acquired by gift or bequest, or (3) the lapse of the 10-, 15-, or 20-year first phase holding period? (Use Schedule C, Form 4720, to determine if the foundation had excess business holdings in 2009)		3b
4a Did the foundation invest during the year any amount in a manner that would jeopardize its charitable purposes?		4a X
b Did the foundation make any investment in a prior year (but after December 31, 1969) that could jeopardize its charitable purpose that had not been removed from jeopardy before the first day of the tax year beginning in 2009?		4b X

Form 990-PF (2009)

Part VII-B Statements Regarding Activities for Which Form 4720 May Be Required (continued)

5a During the year did the foundation pay or incur any amount to

(1) Carry on propaganda, or otherwise attempt to influence legislation (section 4945(e))? ☐ Yes ☒ No

(2) Influence the outcome of any specific public election (see section 4955), or to carry on, directly or indirectly, any voter registration drive? ☐ Yes ☒ No

(3) Provide a grant to an individual for travel, study, or other similar purposes? ☐ Yes ☒ No

(4) Provide a grant to an organization other than a charitable, etc., organization described in section 509(a)(1), (2), or (3), or section 4940(d)(2)? (see page 22 of the instructions) ☐ Yes ☒ No

(5) Provide for any purpose other than religious, charitable, scientific, literary, or educational purposes, or for the prevention of cruelty to children or animals? ☐ Yes ☒ No

b If any answer is "Yes" to 5a(1)-(5), did any of the transactions fail to qualify under the exceptions described in Regulations section 53.4945 or in a current notice regarding disaster assistance (see page 22 of the instructions)? ☐ Yes ☒ No
Organizations relying on a current notice regarding disaster assistance check here ☐

c If the answer is "Yes" to question 5a(4), does the foundation claim exemption from the tax because it maintained expenditure responsibility for the grant? ☐ Yes ☐ No
If "Yes," attach the statement required by Regulations section 53.4945-5(d).

6a Did the foundation, during the year, receive any funds, directly or indirectly, to pay premiums on a personal benefit contract? ☐ Yes ☒ No

b Did the foundation, during the year, pay premiums, directly or indirectly, on a personal benefit contract? ☐ Yes ☒ No
If "Yes" to 6b, file Form 8870

7a At any time during the tax year, was the foundation a party to a prohibited tax shelter transaction? ☐ Yes ☒ No

b If yes, did the foundation receive any proceeds or have any net income attributable to the transaction? ☐ Yes ☒ No

Part VIII Information About Officers, Directors, Trustees, Foundation Managers, Highly Paid Employees, and Contractors**1 List all officers, directors, trustees, foundation managers and their compensation (see page 22 of the instructions).**

(a) Name and address	(b) Title, and average hours per week devoted to position	(c) Compensation (if not paid, enter -0-)	(d) Contributions to employee benefit plans and deferred compensation	(e) Expense account, other allowances
SEE STATEMENT 11		40,417.	-0-	-0-

2 Compensation of five highest-paid employees (other than those included on line 1 - see page 23 of the instructions). If none, enter "NONE."

(a) Name and address of each employee paid more than \$50,000	(b) Title, and average hours per week devoted to position	(c) Compensation	(d) Contributions to employee benefit plans and deferred compensation	(e) Expense account, other allowances
SEE STATEMENT 12		NONE	NONE	NONE

Total number of other employees paid over \$50,000 ☐ NONE

Part VIII Information About Officers, Directors, Trustees, Foundation Managers, Highly Paid Employees, and Contractors (continued)**3 Five highest-paid independent contractors for professional services** (see page 23 of the instructions). If none, enter "NONE."

(a) Name and address of each person paid more than \$50,000	(b) Type of service	(c) Compensation
SEE STATEMENT 13		NONE

Total number of others receiving over \$50,000 for professional services **NONE****Part IX-A Summary of Direct Charitable Activities**

List the foundation's four largest direct charitable activities during the tax year. Include relevant statistical information such as the number of organizations and other beneficiaries served, conferences convened, research papers produced, etc.

Expenses

1 NONE

2

3

4

Part IX-B Summary of Program-Related Investments (see page 23 of the instructions)

Describe the two largest program-related investments made by the foundation during the tax year on lines 1 and 2

Amount

1 NONE

2

All other program-related investments See page 24 of the instructions

3 NONE

Total. Add lines 1 through 3

Form 990-PF (2009)

Part X Minimum Investment Return (All domestic foundations must complete this part. Foreign foundations, see page 24 of the instructions.)

1	Fair market value of assets not used (or held for use) directly in carrying out charitable, etc., purposes:		
a	Average monthly fair market value of securities	1a	5,230,385.
b	Average of monthly cash balances	1b	439,001.
c	Fair market value of all other assets (see page 24 of the instructions)	1c	NONE
d	Total (add lines 1a, b, and c)	1d	5,669,386.
e	Reduction claimed for blockage or other factors reported on lines 1a and 1c (attach detailed explanation)	1e	
2	Acquisition indebtedness applicable to line 1 assets	2	NONE
3	Subtract line 2 from line 1d	3	5,669,386.
4	Cash deemed held for charitable activities. Enter 1 1/2% of line 3 (for greater amount, see page 25 of the instructions)	4	85,041.
5	Net value of noncharitable-use assets. Subtract line 4 from line 3. Enter here and on Part V, line 4	5	5,584,345.
6	Minimum investment return. Enter 5% of line 5	6	279,217.

Part XI Distributable Amount (see page 25 of the instructions) (Section 4942(j)(3) and (j)(5) private operating foundations and certain foreign organizations check here ☐ and do not complete this part.)

1	Minimum investment return from Part X, line 6	1	279,217.
2a	Tax on investment income for 2009 from Part VI, line 5	2a	4,539.
b	Income tax for 2009. (This does not include the tax from Part VI.)	2b	
c	Add lines 2a and 2b	2c	4,539.
3	Distributable amount before adjustments. Subtract line 2c from line 1	3	274,678.
4	Recoveries of amounts treated as qualifying distributions	4	NONE
5	Add lines 3 and 4	5	274,678.
6	Deduction from distributable amount (see page 25 of the instructions)	6	NONE
7	Distributable amount as adjusted. Subtract line 6 from line 5. Enter here and on Part XIII, line 1	7	274,678.

Part XII Qualifying Distributions (see page 25 of the instructions)

1	Amounts paid (including administrative expenses) to accomplish charitable, etc., purposes:		
a	Expenses, contributions, gifts, etc. - total from Part I, column (d), line 26	1a	253,530.
b	Program-related investments - total from Part IX-B	1b	
2	Amounts paid to acquire assets used (or held for use) directly in carrying out charitable, etc., purposes	2	NONE
3	Amounts set aside for specific charitable projects that satisfy the:		
a	Suitability test (prior IRS approval required)	3a	NONE
b	Cash distribution test (attach the required schedule)	3b	NONE
4	Qualifying distributions. Add lines 1a through 3b. Enter here and on Part V, line 8, and Part XIII, line 4	4	253,530.
5	Foundations that qualify under section 4940(e) for the reduced rate of tax on net investment income. Enter 1% of Part I, line 27b (see page 26 of the instructions)	5	N/A
6	Adjusted qualifying distributions. Subtract line 5 from line 4	6	253,530.

Note: The amount on line 6 will be used in Part V, column (b), in subsequent years when calculating whether the foundation qualifies for the section 4940(e) reduction of tax in those years.

Part XIII Undistributed Income (see page 26 of the instructions)

	(a) Corpus	(b) Years prior to 2008	(c) 2008	(d) 2009
1 Distributable amount for 2009 from Part XI, line 7				274,678.
2 Undistributed income, if any, as of the end of 2009				
a Enter amount for 2008 only			225,631.	
b Total for prior years 20 <u>07</u> , 20 <u> </u> , 20 <u> </u>		NONE		
3 Excess distributions carryover, if any, to 2009				
a From 2004	NONE			
b From 2005	NONE			
c From 2006	NONE			
d From 2007	NONE			
e From 2008	NONE			
f Total of lines 3a through e	NONE			
4 Qualifying distributions for 2009 from Part XII, line 4: ► \$ <u>253,530.</u>				
a Applied to 2008, but not more than line 2a			225,631.	
b Applied to undistributed income of prior years (Election required - see page 26 of the instructions)		NONE		
c Treated as distributions out of corpus (Election required - see page 26 of the instructions)	NONE			
d Applied to 2009 distributable amount				27,899.
e Remaining amount distributed out of corpus	NONE			
5 Excess distributions carryover applied to 2009 (If an amount appears in column (d), the same amount must be shown in column (a))	NONE			NONE
6 Enter the net total of each column as indicated below:				
a Corpus. Add lines 3f, 4c, and 4e. Subtract line 5	NONE			
b Prior years' undistributed income. Subtract line 4b from line 2b		NONE		
c Enter the amount of prior years' undistributed income for which a notice of deficiency has been issued, or on which the section 4942(a) tax has been previously assessed		NONE		
d Subtract line 6c from line 6b. Taxable amount - see page 27 of the instructions		NONE		
e Undistributed income for 2008. Subtract line 4a from line 2a. Taxable amount - see page 27 of the instructions				
f Undistributed income for 2009. Subtract lines 4d and 5 from line 1. This amount must be distributed in 2010.				246,779.
7 Amounts treated as distributions out of corpus to satisfy requirements imposed by section 170(b)(1)(F) or 4942(g)(3) (see page 27 of the instructions)	NONE			
8 Excess distributions carryover from 2004 not applied on line 5 or line 7 (see page 27 of the instructions)	NONE			
9 Excess distributions carryover to 2010. Subtract lines 7 and 8 from line 6a	NONE			
10 Analysis of line 9				
a Excess from 2005	NONE			
b Excess from 2006	NONE			
c Excess from 2007	NONE			
d Excess from 2008	NONE			
e Excess from 2009	NONE			

Part XIV Private Operating Foundations (see page 27 of the instructions and Part VII-A, question 9) **NOT APPLICABLE**

1a If the foundation has received a ruling or determination letter that it is a private operating foundation, and the ruling is effective for 2009, enter the date of the ruling

b Check box to indicate whether the foundation is a private operating foundation described in section

4942(j)(3) or

4942(j)(5)

2a Enter the lesser of the adjusted net income from Part I or the minimum investment return from Part X for each year listed

	Tax year	Prior 3 years			(e) Total
	(a) 2009	(b) 2008	(c) 2007	(d) 2006	
b 85% of line 2a					
c Qualifying distributions from Part XII, line 4 for each year listed					
d Amounts included in line 2c not used directly for active conduct of exempt activities					
e Qualifying distributions made directly for active conduct of exempt activities Subtract line 2d from line 2c					
3 Complete 3a, b, or c for the alternative test relied upon					
a "Assets" alternative test - enter					
(1) Value of all assets					
(2) Value of assets qualifying under section 4942(j)(3)(B)(i).					
b "Endowment" alternative test - enter 2/3 of minimum investment return shown in Part X, line 6 for each year listed					
c "Support" alternative test - enter					
(1) Total support other than gross investment income (interest, dividends, rents, payments on securities loans (section 512(a)(5)), or royalties).					
(2) Support from general public and 5 or more exempt organizations as provided in section 4942(j)(3)(B)(iii).					
(3) Largest amount of support from an exempt organization					
(4) Gross investment income					

Part XV Supplementary Information (Complete this part only if the foundation had \$5,000 or more in assets at any time during the year - see page 28 of the instructions.)**1 Information Regarding Foundation Managers:**

a List any managers of the foundation who have contributed more than 2% of the total contributions received by the foundation before the close of any tax year (but only if they have contributed more than \$5,000). (See section 507(d)(2).)

NONE

b List any managers of the foundation who own 10% or more of the stock of a corporation (or an equally large portion of the ownership of a partnership or other entity) of which the foundation has a 10% or greater interest.

NONE

2 Information Regarding Contribution, Grant, Gift, Loan, Scholarship, etc., Programs:

Check here ☐ if the foundation only makes contributions to preselected charitable organizations and does not accept unsolicited requests for funds. If the foundation makes gifts, grants, etc. (see page 28 of the instructions) to individuals or organizations under other conditions, complete items 2a, b, c, and d.

a The name, address, and telephone number of the person to whom applications should be addressed:

SEE STATEMENT 14

b The form in which applications should be submitted and information and materials they should include:

SEE ATTACHED STATEMENT FOR LINE 2

c Any submission deadlines.

SEE ATTACHED STATEMENT FOR LINE 2

d Any restrictions or limitations on awards, such as by geographical areas, charitable fields, kinds of institutions, or other factors:

SEE ATTACHED STATEMENT FOR LINE 2

Part XV Supplementary Information (continued)**3 Grants and Contributions Paid During the Year or Approved for Future Payment**

<div>Recipient</div> <div>Name and address (home or business)</div>	<div>If recipient is an individual, show any relationship to any foundation manager or substantial contributor</div>	<div>Foundation status of recipient</div>	<div>Purpose of grant or contribution</div>	<div>Amount</div>
a <i>Paid during the year</i> SEE STATEMENT 18				
Total			<div>▶ 3a</div>	228,000.
b <i>Approved for future payment</i>				
Total			<div>▶ 3b</div>	

Enter gross amounts unless otherwise indicated.

(See worksheet in line 13 instructions on page 28 to verify calculations.)

Line No.

Explain below how each activity for which income is reported in column (e) of Part XVI-A contributed importantly to the accomplishment of the foundation's exempt purposes (other than by providing funds for such purposes). (See page 29 of the instructions.)

NOT APPLICABLE

Part XVII Information Regarding Transfers To and Transactions and Relationships With Noncharitable Exempt Organizations

1	Did the organization directly or indirectly engage in any of the following with any other organization described in section 501(c) of the Code (other than section 501(c)(3) organizations) or in section 527, relating to political organizations?		Yes	No
a	Transfers from the reporting foundation to a noncharitable exempt organization of:			
	(1) Cash	1a(1)		X
	(2) Other assets	1a(2)		X
b	Other transactions			
	(1) Sales of assets to a noncharitable exempt organization	1b(1)		X
	(2) Purchases of assets from a noncharitable exempt organization	1b(2)		X
	(3) Rental of facilities, equipment, or other assets	1b(3)		X
	(4) Reimbursement arrangements	1b(4)		X
	(5) Loans or loan guarantees	1b(5)		X
	(6) Performance of services or membership or fundraising solicitations	1b(6)		X
c	Sharing of facilities, equipment, mailing lists, other assets, or paid employees	1c		X
d	If the answer to any of the above is "Yes," complete the following schedule. Column (b) should always show the fair market value of the goods, other assets, or services given by the reporting foundation. If the foundation received less than fair market value in any transaction or sharing arrangement, show in column (d) the value of the goods, other assets, or services received.			





[illegible]

2a Is the foundation directly or indirectly affiliated with, or related to, one or more tax-exempt organizations described in section 501(c) of the Code (other than section 501(c)(3)) or in section 527? ☐ Yes ☒ No

b If "Yes," complete the following schedule

(a) Name of organization	(b) Type of organization	(c) Description of relationship

Under penalties of perjury, I declare that I have examined this return, including accompanying schedules and statements, and to the best of my knowledge and belief, it is true, correct, and complete. Declaration of preparer (other than taxpayer or fiduciary) is based on all information of which preparer has any knowledge.

Sign Here	 Signature of officer or trustee		12/14/2010 Date	SVP Tax Title
	Paid Preparer's Use Only Preparer's signature 	Date	Check if self-employed <input type="checkbox"/>	Preparer's identifying number (See Signature on page 30 of the instructions)
	Firm's name (or yours if self-employed), address, and ZIP code 			EIN  Phone no.

FORM 990-PF - PART IV
CAPITAL GAINS AND LOSSES FOR TAX ON INVESTMENT INCOME

Kind of Property		Description				P or D	Date acquired	Date sold
Gross sale price less expenses of sale	Depreciation allowed/allowable	Cost or other basis	FMV as of 12/31/69	Adj. basis as of 12/31/69	Excess of FMV over adj basis		Gain or (loss)	
		TOTAL LONG-TERM CAPITAL GAIN DIVIDENDS					928.	
7,909.00		345. AUTODESK INC (DEL) PROPERTY TYPE: SECURITIES 8,647.00					08/12/2009 -738.00	10/05/2009
48,513.00		900. COCA COLA CO COM PROPERTY TYPE: SECURITIES 37,042.00					02/01/2006 11,471.00	10/05/2009
28,694.00		600. CONOCOPHILLIPS COM PROPERTY TYPE: SECURITIES 14,748.00					02/11/2003 13,946.00	10/05/2009
9,565.00		200. CONOCOPHILLIPS COM PROPERTY TYPE: SECURITIES 5,093.00					03/06/2003 4,472.00	10/05/2009
19,130.00		400. CONOCOPHILLIPS COM PROPERTY TYPE: SECURITIES 17,300.00					11/18/2004 1,830.00	10/05/2009
7,362.00		100. DUN & BRADSTREET CORP DEL NEW COM PROPERTY TYPE: SECURITIES 8,838.00					02/13/2007 -1,476.00	10/05/2009
28,855.00		375. EXPRESS SCRIPTS INC CL A PROPERTY TYPE: SECURITIES 25,434.00					08/12/2009 3,421.00	10/05/2009
28,372.00		420. EXXON MOBIL CORPORATION PROPERTY TYPE: SECURITIES 26,300.00					02/01/2006 2,072.00	10/05/2009
17,032.00		300. MCDONALDS CORP PROPERTY TYPE: SECURITIES 10,149.00					09/07/2005 6,883.00	10/05/2009
11,912.00		375. MERCK & CO INC COM PROPERTY TYPE: SECURITIES 16,444.00					02/13/2007 -4,532.00	10/05/2009

FORM 990-PF - PART IV
CAPITAL GAINS AND LOSSES FOR TAX ON INVESTMENT INCOME

Kind of Property		Description				Date acquired	Date sold
Gross sale price less expenses of sale	Depreciation allowed/allowable	Cost or other basis	FMV as of 12/31/69	Adj. basis as of 12/31/69	Excess of FMV over adj basis	Gain or (loss)	
10,696.00		125. POTASH CORP SASK INC PROPERTY TYPE: SECURITIES 11,849.00				08/12/2009 -1,153.00	10/05/2009
20,078.00		540. TJX COMPANIES INCORPORATED NEW PROPERTY TYPE: SECURITIES 19,323.00				08/12/2009 755.00	10/05/2009
5,544.00		185. VERIZON COMMUNICATIONS PROPERTY TYPE: SECURITIES 5,773.00				08/12/2009 -229.00	10/05/2009
35,944.00		735. WAL-MART STORES INCORPORATED PROPERTY TYPE: SECURITIES 37,009.00				08/12/2009 -1,065.00	10/05/2009
24,166.00		925. AT&T INC PROPERTY TYPE: SECURITIES 24,244.00				11/18/2004 -78.00	03/19/2010
32,190.00		925. ADOBE SYS INC PROPERTY TYPE: SECURITIES 30,658.00				08/12/2009 1,532.00	03/19/2010
2,952.00		50. AMGEN INC PROPERTY TYPE: SECURITIES 3,118.00				08/12/2009 -166.00	03/19/2010
1,614.00		25. APOLLO GROUP INC CL A PROPERTY TYPE: SECURITIES 1,652.00				08/12/2009 -38.00	03/19/2010
20,842.00		650. AVON PRODUCTS INC PROPERTY TYPE: SECURITIES 21,172.00				08/12/2009 -330.00	03/19/2010
41,000.00		1100. CIGNA CORPORATION PROPERTY TYPE: SECURITIES 31,630.00				08/12/2009 9,370.00	03/19/2010
49,698.00		2535. CORNING INC PROPERTY TYPE: SECURITIES 41,130.00				08/12/2009 8,568.00	03/19/2010

FORM 990-PF - PART IV
CAPITAL GAINS AND LOSSES FOR TAX ON INVESTMENT INCOME

Kind of Property		Description				P or D	Date acquired	Date sold
Gross sale price less expenses of sale	Depreciation allowed/ allowable	Cost or other basis	FMV as of 12/31/69	Adj. basis as of 12/31/69	Excess of FMV over adj. basis		Gain or (loss)	
24,466.00		1565. DEAN FOODS CO NEW COM PROPERTY TYPE: SECURITIES 29,270.00					08/12/2009 -4,804.00	03/19/2010
17,665.00		950. E M C CORP MASS PROPERTY TYPE: SECURITIES 14,540.00					08/12/2009 3,125.00	03/19/2010
7,801.00		175. EXELON CORP COM PROPERTY TYPE: SECURITIES 9,635.00					09/07/2005 -1,834.00	03/19/2010
24,349.00		505. FPL GROUP INC COM PROPERTY TYPE: SECURITIES 29,231.00					08/12/2009 -4,882.00	03/19/2010
9,009.00		500. GENERAL ELEC CO PROPERTY TYPE: SECURITIES 16,364.00					02/01/2006 -7,355.00	03/19/2010
17,632.00		100. GOLDMAN SACHS GROUP INC PROPERTY TYPE: SECURITIES 16,343.00					08/12/2009 1,289.00	03/19/2010
18,259.00		300. HESS CORP COM PROPERTY TYPE: SECURITIES 16,081.00					02/13/2007 2,178.00	03/19/2010
19,780.00		325. HESS CORP COM PROPERTY TYPE: SECURITIES 17,501.00					08/12/2009 2,279.00	03/19/2010
9,183.00		175. HEWLETT PACKARD COMPANY PROPERTY TYPE: SECURITIES 4,821.00					09/07/2005 4,362.00	03/19/2010
15,888.00		125. INTERNATIONAL BUSINESS MACHS PROPERTY TYPE: SECURITIES 12,242.00					02/13/2007 3,646.00	03/19/2010
18,399.00		425. J P MORGAN CHASE & CO COM PROPERTY TYPE: SECURITIES 21,576.00					02/13/2007 -3,177.00	03/19/2010

FORM 990-PF - PART IV
CAPITAL GAINS AND LOSSES FOR TAX ON INVESTMENT INCOME

Kind of Property		Description				P or D	Date acquired	Date sold
Gross sale price less expenses of sale	Depreciation allowed/allowable	Cost or other basis	FMV as of 12/31/69	Adj. basis as of 12/31/69	Excess of FMV over adj basis		Gain or (loss)	
6,505.00		100. JOHNSON & JOHNSON PROPERTY TYPE: SECURITIES 5,275.00					02/11/2003 1,230.00	03/19/2010
19,515.00		300. JOHNSON & JOHNSON PROPERTY TYPE: SECURITIES 16,611.00					06/23/2004 2,904.00	03/19/2010
26,020.00		400. JOHNSON & JOHNSON PROPERTY TYPE: SECURITIES 24,458.00					11/18/2004 1,562.00	03/19/2010
30,650.00		500. KIMBERLY CLARK CORP COM PROPERTY TYPE: SECURITIES 34,309.00					02/13/2007 -3,659.00	03/19/2010
7,356.00		120. KIMBERLY CLARK CORP COM PROPERTY TYPE: SECURITIES 7,027.00					08/12/2009 329.00	03/19/2010
5,674.00		75. LABORATORY CORP AMER HLDGS COM NEW PROPERTY TYPE: SECURITIES 5,147.00					08/12/2009 527.00	03/19/2010
5,535.00		188. MICROSOFT CORPORATION PROPERTY TYPE: SECURITIES 6,750.00					11/27/2000 -1,215.00	03/19/2010
10,657.00		362. MICROSOFT CORPORATION PROPERTY TYPE: SECURITIES 8,581.00					02/11/2003 2,076.00	03/19/2010
9,320.00		215. MOLSON COORS BREWING CO CL B PROPERTY TYPE: SECURITIES 9,930.00					08/12/2009 -610.00	03/19/2010
10,812.00		150. MONSANTO CO NEW COM PROPERTY TYPE: SECURITIES 12,333.00					08/12/2009 -1,521.00	03/19/2010
2,076.00		50. NAVISTAR INTERNATIONAL CORP NEW PROPERTY TYPE: SECURITIES 2,281.00					08/12/2009 -205.00	03/19/2010

FORM 990-PF - PART IV
CAPITAL GAINS AND LOSSES FOR TAX ON INVESTMENT INCOME

Kind of Property		Description				Date acquired	Date sold
Gross sale price less expenses of sale	Depreciation allowed/allowable	Cost or other basis	FMV as of 12/31/69	Adj. basis as of 12/31/69	Excess of FMV over adj basis	Gain or (loss)	
8,227.00		100. OCCIDENTAL PETROLEUM CORPORATION PROPERTY TYPE: SECURITIES 6,960.00				08/12/2009 1,267.00	03/19/2010
5,934.00		100. PNC BK CORP PROPERTY TYPE: SECURITIES 4,172.00				08/12/2009 1,762.00	03/19/2010
46,532.00		700. PEPSICO INCORPORATED PROPERTY TYPE: SECURITIES 36,341.00				03/26/2002 10,191.00	03/19/2010
26,590.00		400. PEPSICO INCORPORATED PROPERTY TYPE: SECURITIES 15,832.00				02/11/2003 10,758.00	03/19/2010
6,647.00		100. PEPSICO INCORPORATED PROPERTY TYPE: SECURITIES 3,713.00				03/05/2003 2,934.00	03/19/2010
11,796.00		225. PHILIP MORRIS INTL INC COM PROPERTY TYPE: SECURITIES 10,558.00				08/12/2009 1,238.00	03/19/2010
11,631.00		140. POLO RALPH LAUREN CORPORATION PROPERTY TYPE: SECURITIES 9,598.00				08/12/2009 2,033.00	03/19/2010
12,287.00		150. PRAXAIR INCORPORATED PROPERTY TYPE: SECURITIES 11,690.00				08/12/2009 597.00	03/19/2010
12,679.00		325. SOUTHWESTERN ENERGY CO PROPERTY TYPE: SECURITIES 12,598.00				08/12/2009 81.00	03/19/2010
8,938.00		375. STAPLES INCORPORATED PROPERTY TYPE: SECURITIES 7,865.00				11/18/2004 1,073.00	03/19/2010
31,290.00		680. STATE STREET CORP PROPERTY TYPE: SECURITIES 35,778.00				08/12/2009 -4,488.00	03/19/2010

FORM 990-PF - PART IV
CAPITAL GAINS AND LOSSES FOR TAX ON INVESTMENT INCOME

Kind of Property		Description				P or D	Date acquired	Date sold
Gross sale price less expenses of sale	Depreciation allowed/ allowable	Cost or other basis	FMV as of 12/31/69	Adj. basis as of 12/31/69	Excess of FMV over adj basis		Gain or (loss)	
12,162.00		500. TEXAS INSTRS INC PROPERTY TYPE: SECURITIES 11,893.00					08/12/2009 269.00	03/19/2010
36,627.00		500. UNITED TECHNOLOGIES CORP PROPERTY TYPE: SECURITIES 19,601.00					09/15/2003 17,026.00	03/19/2010
19,014.00		640. VALE S A ADR PROPERTY TYPE: SECURITIES 12,925.00					08/12/2009 6,089.00	03/19/2010
11,928.00		350. WASTE MANAGEMENT INC PROPERTY TYPE: SECURITIES 9,870.00					09/07/2005 2,058.00	03/19/2010
38,121.00		1000. YUM BRANDS INC COM PROPERTY TYPE: SECURITIES 24,687.00					02/01/2006 13,434.00	03/19/2010
3,134.00		100. AXIS CAPITAL HOLDINGS LTD COM PROPERTY TYPE: SECURITIES 2,870.00					08/12/2009 264.00	03/19/2010
6,901.00		350. NABORS INDUSTRIES INC COM PROPERTY TYPE: SECURITIES 6,350.00					08/12/2009 551.00	03/19/2010
12,836.00		375. DISNEY WALT CO PROPERTY TYPE: SECURITIES 12,613.00					03/19/2010 223.00	03/24/2010
15,018.00		875. PFIZER INC PROPERTY TYPE: SECURITIES 23,045.00					02/13/2007 -8,027.00	03/31/2010
6,865.00		400. PFIZER INC PROPERTY TYPE: SECURITIES 6,865.00					02/13/2007	03/31/2010
6,782.00		105. APOLLO GROUP INC CL A PROPERTY TYPE: SECURITIES 6,939.00					08/12/2009 -157.00	04/20/2010

FORM 990-PF - PART IV
CAPITAL GAINS AND LOSSES FOR TAX ON INVESTMENT INCOME

Kind of Property		Description				P or D	Date acquired	Date sold
Gross sale price less expenses of sale	Depreciation allowed/ allowable	Cost or other basis	FMV as of 12/31/69	Adj. basis as of 12/31/69	Excess of FMV over adj. basis		Gain or (loss)	
6,698.00		400. PFIZER INC PROPERTY TYPE: SECURITIES 10,468.00					02/01/2007 -3,770.00	04/20/2010
3,768.00		225. PFIZER INC PROPERTY TYPE: SECURITIES 5,926.00					02/13/2007 -2,158.00	04/20/2010
7,787.00		465. PFIZER INC PROPERTY TYPE: SECURITIES 7,386.00					08/12/2009 401.00	04/20/2010
6,922.00		225. AXIS CAPITAL HOLDINGS LTD COM PROPERTY TYPE: SECURITIES 6,459.00					08/12/2009 463.00	04/20/2010
8,840.00		270. ADOBE SYS INC PROPERTY TYPE: SECURITIES 8,949.00					08/12/2009 -109.00	06/03/2010
7,897.00		125. PEPSICO INCORPORATED PROPERTY TYPE: SECURITIES 4,641.00					03/05/2003 3,256.00	06/03/2010
12,906.00		550. US BANCORP DEL COM NEW PROPERTY TYPE: SECURITIES 16,262.00					09/07/2005 -3,356.00	06/03/2010
9,626.00		350. NOBLE CORP COM PROPERTY TYPE: SECURITIES 14,483.00					03/19/2010 -4,857.00	06/03/2010
688.00		25. NOBLE CORP COM PROPERTY TYPE: SECURITIES 1,005.00					03/24/2010 -317.00	06/03/2010
17,419.00		425. AMPHENOL CORP NEW CL A PROPERTY TYPE: SECURITIES 18,501.00					03/19/2010 -1,082.00	06/04/2010
11,603.00		300. DIRECTV CL A COM PROPERTY TYPE: SECURITIES 10,097.00					03/19/2010 1,506.00	08/05/2010

FORM 990-PF - PART IV
CAPITAL GAINS AND LOSSES FOR TAX ON INVESTMENT INCOME

Kind of Property		Description				P or D	Date acquired	Date sold
Gross sale price less expenses of sale	Depreciation allowed/ allowable	Cost or other basis	FMV as of 12/31/69	Adj. basis as of 12/31/69	Excess of FMV over adj. basis		Gain or (loss)	
12,716.00		125. EOG RESOURCES INC PROPERTY TYPE: SECURITIES 11,331.00					03/19/2010 1,385.00	08/05/2010
4,857.00		136. GILEAD SCIENCES INC PROPERTY TYPE: SECURITIES 6,510.00					03/19/2010 -1,653.00	08/05/2010
3,179.00		89. GILEAD SCIENCES INC PROPERTY TYPE: SECURITIES 4,260.00					03/19/2010 -1,081.00	08/05/2010
15,902.00		650. PRINCIPAL FINL GROUP INC COM PROPERTY TYPE: SECURITIES 17,859.00					03/19/2010 -1,957.00	08/05/2010
16,485.00		275. PROCTER & GAMBLE CO COM PROPERTY TYPE: SECURITIES 17,565.00					03/19/2010 -1,080.00	08/05/2010
9,459.00		300. AXIS CAPITAL HOLDINGS LTD COM PROPERTY TYPE: SECURITIES 8,611.00					08/12/2009 848.00	08/05/2010
14,427.00		420. SOUTHWESTERN ENERGY CO PROPERTY TYPE: SECURITIES 16,281.00					08/12/2009 -1,854.00	08/19/2010
4,687.00		275. NABORS INDUSTRIES INC COM PROPERTY TYPE: SECURITIES 4,989.00					08/12/2009 -302.00	08/19/2010
15,263.00		975. DISCOVER FINL SVCS COM PROPERTY TYPE: SECURITIES 15,020.00					03/19/2010 243.00	09/14/2010

FORM 990-PF - PART IV
CAPITAL GAINS AND LOSSES FOR TAX ON INVESTMENT INCOME

Kind of Property		Description				P or D	Date acquired	Date sold
Gross sale price less expenses of sale	Depreciation allowed/ allowable	Cost or other basis	FMV as of 12/31/69	Adj. basis as of 12/31/69	Excess of FMV over adj basis		Gain or (loss)	
TOTAL GAIN (LOSS)							----- 95,390. =====	

FORM 990PF, PART I - DIVIDENDS AND INTEREST FROM SECURITIES

DESCRIPTION	REVENUE AND EXPENSES PER BOOKS	NET INVESTMENT INCOME
-----	-----	-----
AT&T INC	3,148.	3,148.
ABBOTT LABORATORIES	975.	975.
ALLERGAN INCORPORATED	43.	43.
APACHE CORPORATION	135.	135.
ARTIO INTL EQUITY FUND II CL I	7,931.	7,931.
AVON PRODUCTS INC	1,118.	1,118.
BOFA GOVERNMENT RESERVES CAPITAL CLASS -	3.	3.
CIGNA CORPORATION	44.	44.
CELANESE CORP DEL SER A COM	71.	71.
CHEVRONTXACO CORP COM	864.	864.
CLOROX COMPANY	289.	289.
COCA COLA CO COM	369.	369.
COLUMBIA ACORN FUND CLASS Z SHARES	453.	453.
COLUMBIA ACORN INTERNATIONAL FUND CL Z	1,458.	1,458.
COLUMBIA MARSICO INT'L OPPORTUNITIES FD	776.	776.
COLUMBIA MID CAP VALUE FUND CLASS Z SHAR	1,689.	1,689.
COLUMBIA GOVERNMENT RESERVES CAPITAL CLA	3.	3.
COLUMBIA CORE BOND FUND CLASS Z SHARES	63,769.	63,769.
COLUMBIA STRATEGIC INCOME FUND CLASS Z S	17,646.	17,646.
COLUMBIA INTERNATIONAL STOCK FUND CLASS	7,610.	7,610.
COLUMBIA MID CAP GROWTH FUND CLASS Z SHA	102.	102.
COLUMBIA CONSERVATIVE HIGH YIELD FUND CL	6,777.	6,777.
COLUMBIA REAL ESTATE EQUITY FUND CLASS Z	1,904.	1,749.
CORNING INC	254.	254.
DISCOVER FINL SVCS COM	65.	65.
DOVER CORPORATION	120.	120.
EOG RESOURCES INC	39.	39.
EXELON CORP COM	856.	856.
FPL GROUP INC COM	491.	491.
FIFTH THIRD BANCORP COM	21.	21.
FLOWERVE CORP	87.	87.
GANNETT CO INC	47.	47.

FORM 990PF, PART I - DIVIDENDS AND INTEREST FROM SECURITIES

DESCRIPTION	REVENUE AND EXPENSES PER BOOKS	NET INVESTMENT INCOME
-----	-----	-----
GENERAL ELEC CO	494.	494.
GENERAL MILLS INC	385.	385.
GLAXO PLC	507.	507.
GOLDMAN SACHS GROUP INC	420.	420.
HESS CORP COM	125.	125.
HEWLETT PACKARD COMPANY	340.	340.
INTERNATIONAL BUSINESS MACHS	1,038.	1,038.
ISHARES MSCI EMERGING MKTS INDEX FUND	909.	909.
J P MORGAN CHASE & CO COM	284.	284.
JOHNSON & JOHNSON	784.	784.
KIMBERLY CLARK CORP COM	1,153.	1,153.
LOWES COMPANIES INCORPORATED	476.	476.
MCKESSON HBOC INC	68.	68.
MERCK & CO INC COM	143.	143.
MICROSOFT CORPORATION	1,359.	1,359.
MOLSON COORS BREWING CO CL B	103.	103.
MONSANTO CO NEW COM	80.	80.
NORDSTROM INCORPORATED	638.	638.
OCCIDENTAL PETROLEUM CORPORATION	795.	795.
PNC BK CORP	210.	210.
PACKAGING CORP OF AMERICA	375.	375.
PARKER HANNIFIN CORPORATION	410.	410.
PEPSICO INCORPORATED	1,764.	1,764.
PFIZER INC	668.	668.
PHILIP MORRIS INTL INC COM	2,859.	2,859.
PIMCO COMMODITY REALRETURN STRATEGY FUND	5,403.	5,403.
POLO RALPH LAUREN CORPORATION	21.	21.
PRAXAIR INCORPORATED	128.	128.
PRICE T ROWE GROUP INC COM	182.	182.
PROCTER & GAMBLE CO COM	771.	771.
QEP RES INC COM	10.	10.
QUESTAR CORP	177.	177.
RIO TINTO PLC SPONSORED ADR	261.	261.
GX4602 L775 12/14/2010 12:39:22		

FORM 990PF, PART I - DIVIDENDS AND INTEREST FROM SECURITIES

DESCRIPTION	REVENUE AND EXPENSES PER BOOKS	NET INVESTMENT INCOME
-----	-----	-----
SEMPRA ENERGY	591.	591.
STAPLES INCORPORATED	324.	324.
STATE STREET CORP	14.	14.
TJX COMPANIES INCORPORATED NEW	180.	180.
TARGET CORP	174.	174.
TEXAS INSTRS INC	763.	763.
US BANCORP DEL COM NEW	219.	219.
UNITED PARCEL SERVICE CL B	306.	306.
UNITED TECHNOLOGIES CORP	1,899.	1,899.
VALE S A ADR	179.	179.
WASTE MANAGEMENT INC	212.	212.
WELLS FARGO COMPANY	258.	258.
YUM BRANDS INC COM	420.	420.
AXIS CAPITAL HOLDINGS LTD COM	430.	430.
NOBLE CORP COM	17.	17.
TYCO INTL LTD NEW F COM	527.	527.
	-----	-----
TOTAL	149,010.	148,855.
	=====	=====

MABEL A. HORNE FUND

04-6089241

FORM 990PF, PART I - OTHER INCOME

=====

DESCRIPTION

REVENUE
AND
EXPENSES
PER BOOKS

TOTALS

347.

=====

STATEMENT 4

FORM 990PF, PART I - ACCOUNTING FEES
=====

DESCRIPTION -----	REVENUE AND EXPENSES PER BOOKS -----	NET INVESTMENT INCOME -----	ADJUSTED NET INCOME -----	CHARITABLE PURPOSES -----
TAX PREPARATION FEE (NON-ALLOC	800.			800.
TOTALS	800.	NONE	NONE	800.
	=====	=====	=====	=====

MABEL A. HORNE FUND

04-6089241

FORM 990PF, PART I - TAXES

=====

DESCRIPTION -----	REVENUE AND EXPENSES PER BOOKS -----	NET INVESTMENT INCOME -----
FOREIGN TAXES	27.	27.
FOREIGN TAXES ON QUALIFIED FOR	803.	803.
FOREIGN TAXES ON NONQUALIFIED	320.	320.
TOTALS	1,150.	1,150.
	=====	=====

MABEL A. HORNE FUND

04-6089241

FORM 990PF, PART I - OTHER EXPENSES
=====

DESCRIPTION -----	REVENUE AND EXPENSES PER BOOKS -----	CHARITABLE PURPOSES -----
OTHER ALLOCABLE EXPENSE-INCOME	470.	470.
OTHER NON-ALLOCABLE EXPENSE -	10.	10.
TOTALS	----- 480. =====	----- 480. =====

MABEL A. HORNE FUND

04-6089241

FORM 990PF, PART II - OTHER INVESTMENTS
=====

DESCRIPTION	COST/ FMV	C OR F
-----	-----	-----

SEE ATTACHED STATEMENT C

TOTALS

FORM 990PF, PART III - OTHER DECREASES IN NET WORTH OR FUND BALANCES
=====

DESCRIPTION -----	AMOUNT -----
SECURITIES ADJU	810.

TOTAL	810.
	=====

MABEL A. HORNE FUND

04-6089241

STATE(S) WHERE THE FOUNDATION IS REGISTERED
=====

MA

STATEMENT 10

MABEL A. HORNE FUND

04-6089241

FORM 990PF, PART VIII - LIST OF OFFICERS, DIRECTORS, AND TRUSTEES

=====

OFFICER NAME:

BANK OF AMERICA

ADDRESS:

100 FEDERAL STREET

BOSTON, MA 02110

TITLE:

TRUSTEE

AVERAGE HOURS PER WEEK DEVOTED TO POSITION: 40

COMPENSATION 40,417.

TOTAL COMPENSATION: 40,417.

=====

STATEMENT 11

MABEL A. HORNE FUND

04-6089241

990PF, PART VIII - COMPENSATION OF THE FIVE HIGHEST PAID EMPLOYEES
=====

EMPLOYEE NAME:
NONE

MABEL A. HORNE FUND

04-6089241

990PF, PART VIII- COMPENSATION OF THE FIVE HIGHEST PAID PROFESSIONALS
=====

NAME:
NONE

STATEMENT 13

MABEL A. HORNE FUND
FORM 990PF, PART XV - LINES 2a - 2d
=====

04-6089241

RECIPIENT NAME:
SEE ATTACHED
FORM, INFORMATION AND MATERIALS:
SEE ATTACHED
SUBMISSION DEADLINES:
SEE ATTACHED
RESTRICTIONS OR LIMITATIONS ON AWARDS:
SEE ATTACHED

STATEMENT 14

MABEL A. HORNE FUND

04-6089241

FORM 990PF, PART XV, LINE 3 - CONTRIBUTIONS, GIFTS, GRANTS PAID

=====

RECIPIENT NAME:

CASA MYRNA VAZQUEZ, INC

RELATIONSHIP:

NONE

PURPOSE OF GRANT:

SUPPORTS NAMED ORGINIZATION

FOUNDATION STATUS OF RECIPIENT:

N/A

AMOUNT OF GRANT PAID 20,000.

RECIPIENT NAME:

BOYS & GIRLS CLUB MIDDLESEX CITY

RELATIONSHIP:

NONE

PURPOSE OF GRANT:

SUPPORTS NAMED ORGINIZATION

FOUNDATION STATUS OF RECIPIENT:

N/A

AMOUNT OF GRANT PAID 15,000.

RECIPIENT NAME:

ADOPTION & FOSTER CARE MENTORING

RELATIONSHIP:

NONE

PURPOSE OF GRANT:

SUPPORTS NAMED ORGINIZATION

FOUNDATION STATUS OF RECIPIENT:

N/A

AMOUNT OF GRANT PAID 10,000.

RECIPIENT NAME:

HOME FOR LITTLE WANDERERS, INC

RELATIONSHIP:

NONE

PURPOSE OF GRANT:

SUPPORTS NAMED ORGINIZATION

FOUNDATION STATUS OF RECIPIENT:

N/A

AMOUNT OF GRANT PAID 30,000.

MABEL A. HORNE FUND

04-6089241

FORM 990PF, PART XV, LINE 3 - CONTRIBUTIONS, GIFTS, GRANTS PAID

RECIPIENT NAME:

ESPERANZA ACADEMY, INC

RELATIONSHIP:

NONE

PURPOSE OF GRANT:

SUPPORTS NAMED ORGINIZATION

FOUNDATION STATUS OF RECIPIENT:

N/A

AMOUNT OF GRANT PAID 20,000.

RECIPIENT NAME:

RESPOND, INC

RELATIONSHIP:

NONE

PURPOSE OF GRANT:

SUPPORTS NAMED ORGINIZATION

FOUNDATION STATUS OF RECIPIENT:

N/A

AMOUNT OF GRANT PAID 15,000.

RECIPIENT NAME:

BOSTON TENPOINT COALITION, INC

RELATIONSHIP:

NONE

PURPOSE OF GRANT:

SUPPORTS NAMED ORGANIZATION

FOUNDATION STATUS OF RECIPIENT:

N/A

AMOUNT OF GRANT PAID 40,000.

RECIPIENT NAME:

ASIAN TASK FORCE DOM. VIOLENCE

RELATIONSHIP:

NONE

PURPOSE OF GRANT:

SUPPORTS NAMED ORGINIZATION

FOUNDATION STATUS OF RECIPIENT:

N/A

AMOUNT OF GRANT PAID 25,000.

MABEL A. HORNE FUND

04-6089241

FORM 990PF, PART XV, LINE 3 - CONTRIBUTIONS, GIFTS, GRANTS PAID

=====

RECIPIENT NAME:

N. E. SHELTER HOMELESS VETERANS

RELATIONSHIP:

NONE

PURPOSE OF GRANT:

SUPPORTS NAMED ORGANIZATION

FOUNDATION STATUS OF RECIPIENT:

N/A

AMOUNT OF GRANT PAID 25,000.

RECIPIENT NAME:

HYDE SQUARE TASK FORCE, INC

RELATIONSHIP:

NONE

PURPOSE OF GRANT:

SUPPORTS NAMED ORGANIZATION

FOUNDATION STATUS OF RECIPIENT:

N/A

AMOUNT OF GRANT PAID 25,000.

RECIPIENT NAME:

WINCHESTER HOSPITAL FOUNDATION

RELATIONSHIP:

NONE

PURPOSE OF GRANT:

SUPPORTS NAMED ORGANIZATION

FOUNDATION STATUS OF RECIPIENT:

N/A

AMOUNT OF GRANT PAID 1,000.

RECIPIENT NAME:

FIRST CONG. CHURCH OF WINCHESTER

RELATIONSHIP:

NONE

PURPOSE OF GRANT:

SUPPORTS NAMED ORGANIZATION

FOUNDATION STATUS OF RECIPIENT:

N/A

AMOUNT OF GRANT PAID 1,000.

STATEMENT 17

MABEL A. HORNE FUND

04-6089241

FORM 990PF, PART XV, LINE 3 - CONTRIBUTIONS, GIFTS, GRANTS PAID

=====

RECIPIENT NAME:

MT. VERNON HOUSE

RELATIONSHIP:

NONE

PURPOSE OF GRANT:

SUPPORTS NAMED ORGANIZATION

FOUNDATION STATUS OF RECIPIENT:

N/A

AMOUNT OF GRANT PAID 1,000.

TOTAL GRANTS PAID:

228,000.

=====

STATEMENT 18

SCHEDULE D
(Form 1041)

Department of the Treasury
Internal Revenue Service

Capital Gains and Losses

► **Attach to Form 1041, Form 5227, or Form 990-T. See the instructions for Schedule D (Form 1041) (also for Form 5227 or Form 990-T, if applicable).**

OMB No. 1545-0092

2009

Name of estate or trust

MABEL A. HORNE FUND

Employer identification number

04-6089241

Note: Form 5227 filers need to complete only Parts I and II.

Part I Short-Term Capital Gains and Losses - Assets Held One Year or Less

(a) Description of property (Example 100 shares 7% preferred of "Z" Co)	(b) Date acquired (mo , day, yr.)	(c) Date sold (mo., day, yr.)	(d) Sales price	(e) Cost or other basis (see page 4 of the instructions)	(f) Gain or (loss) for the entire year Subtract (e) from (d)
1a					

b Enter the short-term gain or (loss), if any, from Schedule D-1, line 1b	1b	17,893.
2 Short-term capital gain or (loss) from Forms 4684, 6252, 6781, and 8824	2	
3 Net short-term gain or (loss) from partnerships, S corporations, and other estates or trusts	3	
4 Short-term capital loss carryover. Enter the amount, if any, from line 9 of the 2008 Capital Loss Carryover Worksheet	4	()
5 Net short-term gain or (loss). Combine lines 1a through 4 in column (f). Enter here and on line 13, column (3) on the back ►	5	17,893.

Part II Long-Term Capital Gains and Losses - Assets Held More Than One Year

(a) Description of property (Example 100 shares 7% preferred of "Z" Co)	(b) Date acquired (mo , day, yr)	(c) Date sold (mo , day, yr.)	(d) Sales price	(e) Cost or other basis (see page 4 of the instructions)	(f) Gain or (loss) for the entire year Subtract (e) from (d)
6a LONG-TERM CAPITAL GAIN DIVIDENDS		STMT 1			928.

b Enter the long-term gain or (loss), if any, from Schedule D-1, line 6b	6b	76,569.
7 Long-term capital gain or (loss) from Forms 2439, 4684, 6252, 6781, and 8824	7	
8 Net long-term gain or (loss) from partnerships, S corporations, and other estates or trusts	8	
9 Capital gain distributions	9	
10 Gain from Form 4797, Part I	10	
11 Long-term capital loss carryover. Enter the amount, if any, from line 14 of the 2008 Capital Loss Carryover Worksheet	11	()
12 Net long-term gain or (loss). Combine lines 6a through 11 in column (f). Enter here and on line 14a, column (3) on the back ►	12	77,497.

For Paperwork Reduction Act Notice, see the Instructions for Form 1041.

Schedule D (Form 1041) 2009

Part III Summary of Parts I and II		(1) Beneficiaries' (see page 5)	(2) Estate's or trust's	(3) Total
Caution: Read the instructions before completing this part.				
13	Net short-term gain or (loss)	13		17,893.
14	Net long-term gain or (loss):			
a	Total for year	14a		77,497.
b	Unrecaptured section 1250 gain (see line 18 of the wrksht.)	14b		
c	28% rate gain	14c		
15	Total net gain or (loss). Combine lines 13 and 14a ▶	15		95,390.

Note: If line 15, column (3), is a net gain, enter the gain on Form 1041, line 4 (or Form 990-T, Part I, line 4a). If lines 14a and 15, column (2), are net gains, go to Part V, and do not complete Part IV. If line 15, column (3), is a net loss, complete Part IV and the **Capital Loss Carryover Worksheet**, as necessary.

Part IV Capital Loss Limitation	
16	Enter here and enter as a (loss) on Form 1041, line 4 (or Form 990-T, Part I, line 4c, if a trust), the smaller of: a The loss on line 15, column (3) or b \$3,000
16	()

Note: If the loss on line 15, column (3), is more than \$3,000, or if Form 1041, page 1, line 22 (or Form 990-T, line 34), is a loss, complete the **Capital Loss Carryover Worksheet** on page 7 of the instructions to figure your capital loss carryover.

Part V Tax Computation Using Maximum Capital Gains Rates	
Form 1041 filers. Complete this part only if both lines 14a and 15 in column (2) are gains, or an amount is entered in Part I or Part II and there is an entry on Form 1041, line 2b(2), and Form 1041, line 22, is more than zero.	
Caution: Skip this part and complete the worksheet on page 8 of the instructions if: • Either line 14b, col. (2) or line 14c, col. (2) is more than zero, or • Both Form 1041, line 2b(1), and Form 4952, line 4g are more than zero.	
Form 990-T trusts. Complete this part only if both lines 14a and 15 are gains, or qualified dividends are included in income in Part I of Form 990-T, and Form 990-T, line 34, is more than zero. Skip this part and complete the worksheet on page 8 of the instructions if either line 14b, col. (2) or line 14c, col. (2) is more than zero.	
17	Enter taxable income from Form 1041, line 22 (or Form 990-T, line 34)
18	Enter the smaller of line 14a or 15 in column (2) but not less than zero
19	Enter the estate's or trust's qualified dividends from Form 1041, line 2b(2) (or enter the qualified dividends included in income in Part I of Form 990-T)
20	Add lines 18 and 19
21	If the estate or trust is filing Form 4952, enter the amount from line 4g; otherwise, enter -0- ▶
22	Subtract line 21 from line 20. If zero or less, enter -0-
23	Subtract line 22 from line 17. If zero or less, enter -0-
24	Enter the smaller of the amount on line 17 or \$2,300
25	Is the amount on line 23 equal to or more than the amount on line 24? <input type="checkbox"/> Yes. Skip lines 25 and 26; go to line 27 and check the "No" box. <input type="checkbox"/> No. Enter the amount from line 23
26	Subtract line 25 from line 24
27	Are the amounts on lines 22 and 26 the same? <input type="checkbox"/> Yes. Skip lines 27 thru 30, go to line 31 <input type="checkbox"/> No. Enter the smaller of line 17 or line 22
28	Enter the amount from line 26 (If line 26 is blank, enter -0-)
29	Subtract line 28 from line 27
30	Multiply line 29 by 15% (.15)
31	Figure the tax on the amount on line 23. Use the 2009 Tax Rate Schedule for Estates and Trusts (see the Schedule G instructions in the instructions for Form 1041)
32	Add lines 30 and 31
33	Figure the tax on the amount on line 17. Use the 2009 Tax Rate Schedule for Estates and Trusts (see the Schedule G instructions in the instructions for Form 1041)
34	Tax on all taxable income. Enter the smaller of line 32 or line 33 here and on Form 1041, Schedule G, line 1a (or Form 990-T, line 36)

Schedule D (Form 1041) 2009

SCHEDULE D-1
(Form 1041)

Department of the Treasury
Internal Revenue Service

Continuation Sheet for Schedule D
(Form 1041)

▶ See instructions for Schedule D (Form 1041).
▶ Attach to Schedule D to list additional transactions for lines 1a and 6a.

OMB No 1545-0092

2009

Name of estate or trust

MABEL A. HORNE FUND

Employer identification number

04-6089241

Part I Short-Term Capital Gains and Losses - Assets Held One Year or Less

(a) Description of property (Example 100 sh 7% preferred of "Z" Co.)	(b) Date acquired (mo., day, yr.)	(c) Date sold (mo., day, yr.)	(d) Sales price (see page 4 of the instructions)	(e) Cost or other basis (see page 4 of the instructions)	(f) Gain or (loss) Subtract (e) from (d)
1a 345. AUTODESK INC (DEL)	08/12/2009	10/05/2009	7,909.00	8,647.00	-738.00
375. EXPRESS SCRIPTS INC CL A	08/12/2009	10/05/2009	28,855.00	25,434.00	3,421.00
125. POTASH CORP SASK INC	08/12/2009	10/05/2009	10,696.00	11,849.00	-1,153.00
540. TJX COMPANIES INCORPORATED NEW	08/12/2009	10/05/2009	20,078.00	19,323.00	755.00
185. VERIZON COMMUNICATION S	08/12/2009	10/05/2009	5,544.00	5,773.00	-229.00
735. WAL-MART STORES INCORPORATED	08/12/2009	10/05/2009	35,944.00	37,009.00	-1,065.00
925. ADOBE SYS INC	08/12/2009	03/19/2010	32,190.00	30,658.00	1,532.00
50. AMGEN INC	08/12/2009	03/19/2010	2,952.00	3,118.00	-166.00
25. APOLLO GROUP INC CL A	08/12/2009	03/19/2010	1,614.00	1,652.00	-38.00
650. AVON PRODUCTS INC	08/12/2009	03/19/2010	20,842.00	21,172.00	-330.00
1100. CIGNA CORPORATION	08/12/2009	03/19/2010	41,000.00	31,630.00	9,370.00
2535. CORNING INC	08/12/2009	03/19/2010	49,698.00	41,130.00	8,568.00
1565. DEAN FOODS CO NEW COM	08/12/2009	03/19/2010	24,466.00	29,270.00	-4,804.00
950. E M C CORP MASS	08/12/2009	03/19/2010	17,665.00	14,540.00	3,125.00
505. FPL GROUP INC COM	08/12/2009	03/19/2010	24,349.00	29,231.00	-4,882.00
100. GOLDMAN SACHS GROUP INC	08/12/2009	03/19/2010	17,632.00	16,343.00	1,289.00
325. HESS CORP COM	08/12/2009	03/19/2010	19,780.00	17,501.00	2,279.00
120. KIMBERLY CLARK CORP COM	08/12/2009	03/19/2010	7,356.00	7,027.00	329.00
75. LABORATORY CORP AMER HLDGS COM NEW	08/12/2009	03/19/2010	5,674.00	5,147.00	527.00
215. MOLSON COORS BREWING CO CL B	08/12/2009	03/19/2010	9,320.00	9,930.00	-610.00
150. MONSANTO CO NEW COM	08/12/2009	03/19/2010	10,812.00	12,333.00	-1,521.00
50. NAVISTAR INTERNATIONAL CORP NEW	08/12/2009	03/19/2010	2,076.00	2,281.00	-205.00
100. OCCIDENTAL PETROLEUM CORPORATION	08/12/2009	03/19/2010	8,227.00	6,960.00	1,267.00
100. PNC BK CORP	08/12/2009	03/19/2010	5,934.00	4,172.00	1,762.00

1b Total. Combine the amounts in column (f). Enter here and on Schedule D, line 1b

For Paperwork Reduction Act Notice, see the Instructions for Form 1041.

Schedule D-1 (Form 1041) 2009

SCHEDULE D-1
(Form 1041)

Department of the Treasury
Internal Revenue Service

Continuation Sheet for Schedule D
(Form 1041)

▶ See instructions for Schedule D (Form 1041).
▶ Attach to Schedule D to list additional transactions for lines 1a and 6a.

OMB No. 1545-0092

2009

Name of estate or trust

MABEL A. HORNE FUND

Employer identification number

04-6089241

Part I Short-Term Capital Gains and Losses - Assets Held One Year or Less

(a) Description of property (Example 100 sh 7% preferred of "Z" Co)	(b) Date acquired (mo, day, yr.)	(c) Date sold (mo, day, yr.)	(d) Sales price (see page 4 of the instructions)	(e) Cost or other basis (see page 4 of the instructions)	(f) Gain or (loss) Subtract (e) from (d)
1a 225. PHILIP MORRIS INTL INC COM	08/12/2009	03/19/2010	11,796.00	10,558.00	1,238.00
140. POLO RALPH LAUREN CORPORATION	08/12/2009	03/19/2010	11,631.00	9,598.00	2,033.00
150. PRAXAIR INCORPORATED	08/12/2009	03/19/2010	12,287.00	11,690.00	597.00
325. SOUTHWESTERN ENERGY CO	08/12/2009	03/19/2010	12,679.00	12,598.00	81.00
680. STATE STREET CORP	08/12/2009	03/19/2010	31,290.00	35,778.00	-4,488.00
500. TEXAS INSTRS INC	08/12/2009	03/19/2010	12,162.00	11,893.00	269.00
640. VALE S A ADR	08/12/2009	03/19/2010	19,014.00	12,925.00	6,089.00
100. AXIS CAPITAL HOLDINGS LTD COM	08/12/2009	03/19/2010	3,134.00	2,870.00	264.00
350. NABORS INDUSTRIES INC COM	08/12/2009	03/19/2010	6,901.00	6,350.00	551.00
375. DISNEY WALT CO	03/19/2010	03/24/2010	12,836.00	12,613.00	223.00
105. APOLLO GROUP INC CL A	08/12/2009	04/20/2010	6,782.00	6,939.00	-157.00
465. PFIZER INC	08/12/2009	04/20/2010	7,787.00	7,386.00	401.00
225. AXIS CAPITAL HOLDINGS LTD COM	08/12/2009	04/20/2010	6,922.00	6,459.00	463.00
270. ADOBE SYS INC	08/12/2009	06/03/2010	8,840.00	8,949.00	-109.00
350. NOBLE CORP COM	03/19/2010	06/03/2010	9,626.00	14,483.00	-4,857.00
25. NOBLE CORP COM	03/24/2010	06/03/2010	688.00	1,005.00	-317.00
425. AMPHENOL CORP NEW CL A	03/19/2010	06/04/2010	17,419.00	18,501.00	-1,082.00
300. DIRECTV CL A COM	03/19/2010	08/05/2010	11,603.00	10,097.00	1,506.00
125. EOG RESOURCES INC	03/19/2010	08/05/2010	12,716.00	11,331.00	1,385.00
136. GILEAD SCIENCES INC	03/19/2010	08/05/2010	4,857.00	6,510.00	-1,653.00
89. GILEAD SCIENCES INC	03/19/2010	08/05/2010	3,179.00	4,260.00	-1,081.00
650. PRINCIPAL FINL GROUP INC COM	03/19/2010	08/05/2010	15,902.00	17,859.00	-1,957.00
275. PROCTER & GAMBLE CO COM	03/19/2010	08/05/2010	16,485.00	17,565.00	-1,080.00
300. AXIS CAPITAL HOLDINGS LTD COM	08/12/2009	08/05/2010	9,459.00	8,611.00	848.00

1b Total. Combine the amounts in column (f). Enter here and on Schedule D, line 1b

For Paperwork Reduction Act Notice, see the Instructions for Form 1041.

Schedule D-1 (Form 1041) 2009

Department of the Treasury
Internal Revenue Service

► See instructions for Schedule D (Form 1041).

OMB No. 1545-0092

2009

MABEL A. HORNE FUND

04-6089241

[illegible]

1b Total. Combine the amounts in column (f). Enter here and on Schedule D, line 1b	17,893.00
---	-----------

For Paperwork Reduction Act Notice, see the Instructions for Form 1041.

Schedule D-1 (Form 1041) 2009

Name of estate or trust as shown on Form 1041 Do not enter name and employer identification number if shown on the other side

Employer identification number

MABEL A. HORNE FUND

04-6089241

Part II Long-Term Capital Gains and Losses - Assets Held More Than One Year

(a) Description of property (Example 100 sh 7% preferred of "Z" Co)	(b) Date acquired (mo., day, yr.)	(c) Date sold (mo., day, yr.)	(d) Sales price (see page 4 of the instructions)	(e) Cost or other basis (see page 4 of the instructions)	(f) Gain or (loss) Subtract (e) from (d)
6a 900. COCA COLA CO COM	02/01/2006	10/05/2009	48,513.00	37,042.00	11,471.00
600. CONOCOPHILLIPS COM	02/11/2003	10/05/2009	28,694.00	14,748.00	13,946.00
200. CONOCOPHILLIPS COM	03/06/2003	10/05/2009	9,565.00	5,093.00	4,472.00
400. CONOCOPHILLIPS COM	11/18/2004	10/05/2009	19,130.00	17,300.00	1,830.00
100. DUN & BRADSTREET CORP DEL NEW COM	02/13/2007	10/05/2009	7,362.00	8,838.00	-1,476.00
420. EXXON MOBIL CORPORATION	02/01/2006	10/05/2009	28,372.00	26,300.00	2,072.00
300. MCDONALDS CORP	09/07/2005	10/05/2009	17,032.00	10,149.00	6,883.00
375. MERCK & CO INC COM	02/13/2007	10/05/2009	11,912.00	16,444.00	-4,532.00
925. AT&T INC	11/18/2004	03/19/2010	24,166.00	24,244.00	-78.00
175. EXELON CORP COM	09/07/2005	03/19/2010	7,801.00	9,635.00	-1,834.00
500. GENERAL ELEC CO	02/01/2006	03/19/2010	9,009.00	16,364.00	-7,355.00
300. HESS CORP COM	02/13/2007	03/19/2010	18,259.00	16,081.00	2,178.00
175. HEWLETT PACKARD COMPANY	09/07/2005	03/19/2010	9,183.00	4,821.00	4,362.00
125. INTERNATIONAL BUSINESS MACHS	02/13/2007	03/19/2010	15,888.00	12,242.00	3,646.00
425. J P MORGAN CHASE & CO COM	02/13/2007	03/19/2010	18,399.00	21,576.00	-3,177.00
100. JOHNSON & JOHNSON	02/11/2003	03/19/2010	6,505.00	5,275.00	1,230.00
300. JOHNSON & JOHNSON	06/23/2004	03/19/2010	19,515.00	16,611.00	2,904.00
400. JOHNSON & JOHNSON	11/18/2004	03/19/2010	26,020.00	24,458.00	1,562.00
500. KIMBERLY CLARK CORP COM	02/13/2007	03/19/2010	30,650.00	34,309.00	-3,659.00
188. MICROSOFT CORPORATION	11/27/2000	03/19/2010	5,535.00	6,750.00	-1,215.00
362. MICROSOFT CORPORATION	02/11/2003	03/19/2010	10,657.00	8,581.00	2,076.00
700. PEPSICO INCORPORATED	03/26/2002	03/19/2010	46,532.00	36,341.00	10,191.00
400. PEPSICO INCORPORATED	02/11/2003	03/19/2010	26,590.00	15,832.00	10,758.00
100. PEPSICO INCORPORATED	03/05/2003	03/19/2010	6,647.00	3,713.00	2,934.00
375. STAPLES INCORPORATED	11/18/2004	03/19/2010	8,938.00	7,865.00	1,073.00

6b Total. Combine the amounts in column (f). Enter here and on Schedule D, line 6b

Schedule D-1 (Form 1041) 2009

Employer identification number

04-6089241

[illegible]

6b Total. Combine the amounts in column (f). Enter here and on Schedule D, line 6b	76,569.00
---	-----------

52

FEDERAL CAPITAL GAIN DIVIDENDS
=====LONG-TERM CAPITAL GAIN DIVIDENDS

15% RATE CAPITAL GAIN DIVIDENDS

BRISTOL MYERS SQUIBB CO COM	
PIMCO COMMODITY REALRETURN STRATEGY FUND	643.00
QWEST COMMUNICATIONS INTL INC	243.00
TENENT HEALTHCARE CORP	41.00

TOTAL 15% RATE CAPITAL GAIN DIVIDENDS

928.00

TOTAL LONG-TERM CAPITAL GAIN DIVIDENDS

928.00
=====

Settlement Date

Bank of America



Account Summary

Sept. 01, 2010 through Sept. 30, 2010

Account: 80-09-900-8533921 MABEL A HORNE FUND

Market Value \$5,791,070.67

Account Activity			YTD Since 10/01/09	
Description	Current Period			
Beginning Market Value	\$5,492,042.96		\$5,597,400.72	
Income	13,792.14		147,842.01	
Deposits	0.00		1,131.26	
Disbursements	0.00		-228,470.00	
Bank Fees	-4,237.28		-41,216.95	
Change in Market Value	289,472.85		314,383.53	
Ending Market Value	\$5,791,070.67		\$5,791,070.67	
Change in Account Value	299,027.71		193,669.95	

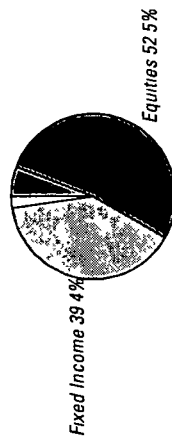
Realized Gain/Loss Summary			Fiscal YTD	
Description	Current Period			
Short-term	\$243.58		\$17,891.14	
Long-term	0.00		77,496.34	
Net Total	\$243.58		\$95,387.48	

Income Summary			YTD Since 10/01/09	
Description	Current Period			
Dividends - Taxable	\$13,792.14		\$147,842.01	
Total Income	\$13,792.14		\$147,842.01	

Portfolio Allocation

Description	Market Value	Tax Cost	Estimated Annual Income	Current Yield
Cash/Currency	\$337,820.13	\$337,820.03	\$0.00	0.0%
Equities	3,041,417.12	3,161,968.27	49,803.14	1.6
Fixed Income	2,279,999.23	2,170,515.45	85,594.47	3.8
Real Estate	78,457.57	127,494.45	1,904.63	2.4
Tangible Assets	53,376.62	50,000.00	5,402.60	10.1
Total Assets	\$5,791,070.67	\$5,847,798.20	\$142,704.84	2.5%
Total	\$5,791,070.67	\$5,847,798.20	\$142,704.84	

Other 2.3% Cash/Currency 5.8%



Assets representing less than 5% of total are grouped together as "Other" for display on the pie chart

Market Value includes accrued income unless otherwise noted

The amounts shown throughout this statement should not be used in the preparation of tax documents. Detail specifying taxable nature of income will be provided with year-end tax documentation. Please consult your tax advisor.

1093/3788 2000003 048/183 3/24 0165329 02-277 505 B E

Settlement Date



Account Summary

Sept. 01, 2010 through Sept 30, 2010

Account: 80-09-900-8533921 MABEL A HORNE FUND

Cash Summary

	Current Period		YTD Since 10/01/09	
	Income Cash	Principal Cash	Income Cash	Principal Cash
Beginning Value	\$0.00	\$0.00	\$0.00	\$0.00
Income	13,792.14	0.00	147,842.01	0.00
Deposits	0.00	0.00	0.00	1,131.26
Disbursements	0.00	0.00	-133,470.00	-95,000.00
Bank Fees	-4,237.28	0.00	-41,250.86	34.01
Purchases	0.00	-17,887.44	0.00	-1,044,027.81
Sales and Maturities	0.00	15,263.36	0.00	1,311,685.87
Net Automated Money Market Transactions	-9,554.86	2,624.08	26,878.85	-173,823.33
Ending Value	\$0.00	\$0.00	\$0.00	\$0.00

Settlement Date



Portfolio Analysis

Sept 01, 2010 through Sept 30, 2010

Account: 80-09-900-8533921 MABEL A HORNE FUND

Portfolio Summary by Asset Class

Description	Market Value	% of Account	% of Sector	Tax Cost	Estimated Annual Income	Current Yield
Cash/Currency						
Cash Equivalents	\$337,820.13	5.8%	100.0%	\$337,820.03	\$0.00	0.0%
Total Cash/Currency	\$337,820.13	5.8%	100.0%	\$337,820.03	\$0.00	0.0%
Equities						
U.S. Large Cap	\$1,426,269.87	24.6%	46.9%	\$1,399,280.99	\$26,162.70	1.8%
U.S. Mid Cap	864,194.63	14.9%	28.4%	870,283.43	4,911.07	0.6%
U.S. Small Cap	93,607.11	1.6%	3.1%	111,777.29	0.00	0.0%
International Developed	594,219.81	10.3%	19.5%	730,049.86	17,887.60	3.0%
Emerging Markets	63,125.70	1.1%	2.1%	50,576.70	841.77	1.3%
Total Equities	\$3,041,417.12	52.5%	100.0%	\$3,161,968.27	\$49,803.14	1.6%
Fixed Income						
Investment Grade Taxable	\$2,187,233.17	37.8%	95.9%	\$2,070,515.45	\$78,802.02	3.6%
Global High Yield Taxable	92,766.06	1.6%	4.1%	100,000.00	6,792.45	7.4%
Total Fixed Income	\$2,279,999.23	39.4%	100.0%	\$2,170,515.45	\$85,594.47	3.8%
Real Estate						
Public REITs	\$78,457.57	1.4%	100.0%	\$127,494.45	\$1,904.63	2.4%
Total Real Estate	\$78,457.57	1.4%	100.0%	\$127,494.45	\$1,904.63	2.4%
Tangible Assets						
Commodities	\$53,376.62	0.9%	100.0%	\$50,000.00	\$5,402.60	10.1%
Total Tangible Assets	\$53,376.62	0.9%	100.0%	\$50,000.00	\$5,402.60	10.1%
Total Assets	\$5,791,070.67	100.0%		\$5,847,798.20	\$142,704.84	2.5%
Total	\$5,791,070.67			\$5,847,798.20	\$142,704.84	