



See a Social Security Number? Say Something!  
Report Privacy Problems to <https://public.resource.org/privacy>  
Or call the IRS Identity Theft Hotline at 1-800-908-4490



Form 990

Return of Organization Exempt From Income Tax

OMB No 1545-0047

2009

Open to Public Inspection

Department of the Treasury  
Internal Revenue Service

Under section 501(c), 527, or 4947(a)(1) of the Internal Revenue Code (except black lung benefit trust or private foundation)

The organization may have to use a copy of this return to satisfy state reporting requirements

A For the 2009 calendar year, or tax year beginning 09-01-2009 and ending 08-31-2010

B Check if applicable

☐ Address change

☐ Name change

☐ Initial return

☐ Terminated

☐ Amended return

☐ Application pending

Please use IRS label or print or type. See Specific Instructions.

C Name of organization

STANFORD UNIVERSITY BOARD OF TRUSTEES  
OF THE LELAND STANFORD JUNIOR UNIVERSITY

Doing Business As

Number and street (or P O box if mail is not delivered to street address)

3145 PORTER DRIVE

Room/suite

City or town, state or country, and ZIP + 4

PALO ALTO, CA 94304

F Name and address of principal officer

John Hennessy  
Building 10  
Stanford, CA 94305

H(a) Is this a group return for affiliates?

☐ Yes ☒ No

H(b) Are all affiliates included?

☐ Yes ☐ No

If "No," attach a list (see instructions)

H(c) Group exemption number

I Tax-exempt status

☒ 501(c) ( 3 )

☐ (insert no )

☐ 4947(a)(1) or

☐ 527

J Website: WWW STANFORD EDU

K Form of organization

☒ Corporation

☐ Trust

☐ Association

☐ Other

L Year of formation 1885

M State of legal domicile CA

Part I Summary

Activities & Governance	1	Briefly describe the organization's mission or most significant activities STANFORD UNIVERSITY IS ONE OF A SELECT GROUP OF AMERICAN UNIVERSITIES THAT HAVE ACHIEVED EMINENCE IN BOTH UNDERGRADUATE AND GRADUATE EDUCATION AND IN A BROAD RANGE OF ACADEMIC DISCIPLINES CONT'D SCH O
	2	Check this box <input type="checkbox"/> if the organization discontinued its operations or disposed of more than 25% of its net assets
	3	Number of voting members of the governing body (Part VI, line 1a) 32
	4	Number of independent voting members of the governing body (Part VI, line 1b) 23
	5	Total number of employees (Part V, line 2a) 30,318
	6	Total number of volunteers (estimate if necessary)
	7a	Total gross unrelated business revenue from Part VIII, column (C), line 12 -29,878,579
	7b	Net unrelated business taxable income from Form 990-T, line 34 -105,034,800

Revenue	8	Contributions and grants (Part VIII, line 1h)	Prior Year	Current Year
	9	Program service revenue (Part VIII, line 2g)	1,357,086,693	1,448,832,299
	10	Investment income (Part VIII, column (A), lines 3, 4, and 7d)	1,593,226,281	1,637,343,940
	11	Other revenue (Part VIII, column (A), lines 5, 6d, 8c, 9c, 10c, and 11e)	-785,486,733	54,571,085
	12	Total revenue—add lines 8 through 11 (must equal Part VIII, column (A), line 12)	66,346,005	54,051,297
			2,231,172,246	3,194,798,621
Expenses	13	Grants and similar amounts paid (Part IX, column (A), lines 1–3)	296,122,743	323,489,818
	14	Benefits paid to or for members (Part IX, column (A), line 4)	0	0
	15	Salaries, other compensation, employee benefits (Part IX, column (A), lines 5–10)	1,995,888,847	2,064,373,137
	16a	Professional fundraising fees (Part IX, column (A), line 11e)	0	0
	16b	Total fundraising expenses (Part IX, column (D), line 25) 74,365,200		
	17	Other expenses (Part IX, column (A), lines 11a–11d, 11f–24f)	1,102,835,223	1,187,138,858
	18	Total expenses Add lines 13–17 (must equal Part IX, column (A), line 25)	3,394,846,813	3,575,001,813
	19	Revenue less expenses Subtract line 18 from line 12	-1,163,674,567	-380,203,192
Net Assets or Fund Balances	20	Total assets (Part X, line 16)	Beginning of Current Year	End of Year
	21	Total liabilities (Part X, line 26)	22,671,549,045	24,553,320,653
	22	Total net assets or fund balances (Part X, line 27)	4,632,508,400	5,118,398,161
	23	Net assets or fund balances Subtract line 21 from line 20	18,039,040,645	19,434,922,492

Part II Signature Block

Under penalties of perjury, I declare that I have examined this return, including accompanying schedules and statements, and to the best of my knowledge and belief, it is true, correct, and complete Declaration of preparer (other than officer) is based on all information of which preparer has any knowledge

Signature of officer

2011-07-11

Date

M SUZANNE CALANDRA SENIOR ASSOCIATE VP FOR FINANCE

Type or print name and title

Preparer's signature

PRICEWATERHOUSECOOPERS LLP

Date

Check if self-employed

Preparer's identifying number (see instructions)

Firm's name (or yours if self-employed), address, and ZIP + 4

PricewaterhouseCoopers LLP  
125 High Street  
Boston, MA 02110

EIN

Phone no (617) 530-5000

May the IRS discuss this return with the preparer shown above? (see instructions) Yes No

For Privacy Act and Paperwork Reduction Act Notice, see the separate instructions.

Cat No 11282Y

Form 990 (2009)

Part III

Statement of Program Service Accomplishments

1

Briefly describe the organization's mission

STANFORD UNIVERSITY IS ONE OF A SELECT GROUP OF AMERICAN UNIVERSITIES THAT HAVE ACHIEVED EMINENCE IN BOTH UNDERGRADUATE AND GRADUATE EDUCATION AND IN A BROAD RANGE OF ACADEMIC DISCIPLINES CONT'D SCH O

2

Did the organization undertake any significant program services during the year which were not listed on the prior Form 990 or 990-EZ?

Yes

☒

No

If "Yes," describe these new services on Schedule O

3

Did the organization cease conducting, or make significant changes in how it conducts, any program services?

Yes

☒

No

If "Yes," describe these changes on Schedule O

4

Describe the exempt purpose achievements for each of the organization's three largest program services by expenses

Section 501(c)(3) and 501(c)(4) organizations and section 4947(a)(1) trusts are required to report the amount of grants and allocations to others, the total expenses, and revenue, if any, for each program service reported

4a

(Code ) (Expenses \$ 1,104,447,062 including grants of \$ 30,269,034 ) (Revenue \$ 873,178,004 )

INSTRUCTION AND DEPARTMENTAL RESEARCH- See Schedule O

4b

(Code ) (Expenses \$ 927,699,608 including grants of \$ 23,424,351 ) (Revenue \$ 187,504,732 )

ORGANIZED RESEARCH - REVENUE AMOUNT REPORTED ON LINE 4B DOES NOT INCLUDE \$955,156,765 IN FEDERAL RESEARCH SUPPORT CONT'D SCH O

4c

(Code ) (Expenses \$ 640,222,060 including grants of \$ 1,055,816 ) (Revenue \$ 576,661,204 )

UNIVERSITY AUXILIARY ACTIVITIES - See Schedule O

4d

Other program services (Describe in Schedule O )




















(Expenses \$ 548,776,535 including grants of \$ 268,740,617 ) (Revenue \$ )

4e

Total program service expenses \$ 3,221,145,265

Part IV

Checklist of Required Schedules

		Yes	No
1	Is the organization described in section 501(c)(3) or 4947(a)(1) (other than a private foundation)? If "Yes," complete Schedule A 	1	Yes
2	Is the organization required to complete Schedule B, Schedule of Contributors? 	2	Yes
3	Did the organization engage in direct or indirect political campaign activities on behalf of or in opposition to candidates for public office? If "Yes," complete Schedule C, Part I 	3	No
4	<b>Section 501(c)(3) organizations.</b> Did the organization engage in lobbying activities? If "Yes," complete Schedule C, Part II 	4	Yes
5	<b>Section 501(c)(4), 501(c)(5), and 501(c)(6) organizations.</b> Is the organization subject to the section 6033(e) notice and reporting requirement and proxy tax? If "Yes," complete Schedule C, Part III	5	
6	Did the organization maintain any donor advised funds or any similar funds or accounts where donors have the right to provide advice on the distribution or investment of amounts in such funds or accounts? If "Yes," complete Schedule D, Part I 	6	Yes
7	Did the organization receive or hold a conservation easement, including easements to preserve open space, the environment, historic land areas or historic structures? If "Yes," complete Schedule D, Part II 	7	No
8	Did the organization maintain collections of works of art, historical treasures, or other similar assets? If "Yes," complete Schedule D, Part III 	8	Yes
9	Did the organization report an amount in Part X, line 21, serve as a custodian for amounts not listed in Part X, or provide credit counseling, debt management, credit repair, or debt negotiation services? If "Yes," complete Schedule D, Part IV 	9	No
10	Did the organization, directly or through a related organization, hold assets in term, permanent, or quasi-endowments? If "Yes," complete Schedule D, Part V 	10	Yes
11	Is the organization's answer to any of the following questions "Yes"? If so, complete Schedule D, Parts VI, VII, VIII, IX, or X as applicable. 	11	Yes
	◆ Did the organization report an amount for land, buildings, and equipment in Part X, line 10? If "Yes," complete Schedule D, Part VI.		
	◆ Did the organization report an amount for investments—other securities in Part X, line 12 that is 5% or more of its total assets reported in Part X, line 16? If "Yes," complete Schedule D, Part VII.		
	◆ Did the organization report an amount for investments—program related in Part X, line 13 that is 5% or more of its total assets reported in Part X, line 16? If "Yes," complete Schedule D, Part VIII.		
	◆ Did the organization report an amount for other assets in Part X, line 15 that is 5% or more of its total assets reported in Part X, line 16? If "Yes," complete Schedule D, Part IX.		
	◆ Did the organization report an amount for other liabilities in Part X, line 25? If "Yes," complete Schedule D, Part X.		
	◆ Did the organization's separate or consolidated financial statements for the tax year include a footnote that addresses the organization's liability for uncertain tax positions under FIN 48? If "Yes," complete Schedule D, Part X.		
12	Did the organization obtain separate, independent audited financial statements for the tax year? If "Yes," complete Schedule D, Parts XI, XII, and XIII 	12	Yes
12A	Was the organization included in consolidated, independent audited financial statements for the tax year? 	Yes	No
	If "Yes," completing Schedule D, Parts XI, XII, and XIII is optional	12A	Yes
13	Is the organization a school described in section 170(b)(1)(A)(ii)? If "Yes," complete Schedule E 	13	Yes
14a	Did the organization maintain an office, employees, or agents outside of the United States?	14a	Yes
b	Did the organization have aggregate revenues or expenses of more than \$10,000 from grantmaking, fundraising, business, and program service activities outside the United States? If "Yes," complete Schedule F, Part I 	14b	Yes
15	Did the organization report on Part IX, column (A), line 3, more than \$5,000 of grants or assistance to any organization or entity located outside the U S ? If "Yes," complete Schedule F, Part II 	15	Yes
16	Did the organization report on Part IX, column (A), line 3, more than \$5,000 of aggregate grants or assistance to individuals located outside the U S ? If "Yes," complete Schedule F, Part III 	16	Yes
17	Did the organization report a total of more than \$15,000, of expenses for professional fundraising services on Part IX, column (A), lines 6 and 11e? If "Yes," complete Schedule G, Part I 	17	No
18	Did the organization report more than \$15,000 total of fundraising event gross income and contributions on Part VIII, lines 1c and 8a? If "Yes," complete Schedule G, Part II 	18	Yes
19	Did the organization report more than \$15,000 of gross income from gaming activities on Part VIII, line 9a? If "Yes," complete Schedule G, Part III 	19	No
20	Did the organization operate one or more hospitals? If "Yes," complete Schedule H	20	No


Part IV

Checklist of Required Schedules (continued)

21	Did the organization report more than \$5,000 of grants and other assistance to governments and organizations in the United States on Part IX, column (A), line 1? <i>If "Yes," complete Schedule I, Parts I and II</i> . . . . .	21	Yes	
22	Did the organization report more than \$5,000 of grants and other assistance to individuals in the United States on Part IX, column (A), line 2? <i>If "Yes," complete Schedule I, Parts I and III</i> . . . . .	22	Yes	
23	Did the organization answer "Yes" to Part VII, Section A, questions 3, 4, or 5, about compensation of the organization's current and former officers, directors, trustees, key employees, and highest compensated employees? <i>If "Yes," complete Schedule J</i> . . . . .	23	Yes	
24a	Did the organization have a tax-exempt bond issue with an outstanding principal amount of more than \$100,000 as of the last day of the year, that was issued after December 31, 2002? <i>If "Yes," answer questions 24b–24d and complete Schedule K. If "No," go to line 25</i> . . . . .	24a	Yes	
b	Did the organization invest any proceeds of tax-exempt bonds beyond a temporary period exception? . . . .	24b		No
c	Did the organization maintain an escrow account other than a refunding escrow at any time during the year to defease any tax-exempt bonds? . . . . .	24c		No
d	Did the organization act as an "on behalf of" issuer for bonds outstanding at any time during the year? . . . .	24d		No
25a	<b>Section 501(c)(3) and 501(c)(4) organizations.</b> Did the organization engage in an excess benefit transaction with a disqualified person during the year? <i>If "Yes," complete Schedule L, Part I</i> . . . . .	25a		No
b	Is the organization aware that it engaged in an excess benefit transaction with a disqualified person in a prior year, and that the transaction has not been reported on any of the organization's prior Forms 990 or 990-EZ? <i>If "Yes," complete Schedule L, Part I</i> . . . . .	25b		No
26	Was a loan to or by a current or former officer, director, trustee, key employee, highly compensated employee, or disqualified person outstanding as of the end of the organization's tax year? <i>If "Yes," complete Schedule L, Part II</i> . . . . .	26	Yes	
27	Did the organization provide a grant or other assistance to an officer, director, trustee, key employee, substantial contributor, or a grant selection committee member, or to a person related to such an individual? <i>If "Yes," complete Schedule L, Part III</i> . . . . .	27		No
28	Was the organization a party to a business transaction with one of the following parties? (see Schedule L, Part IV instructions for applicable filing thresholds, conditions, and exceptions)			
a	A current or former officer, director, trustee, or key employee? <i>If "Yes," complete Schedule L, Part IV</i> . . . . .	28a	Yes	
b	A family member of a current or former officer, director, trustee, or key employee? <i>If "Yes," complete Schedule L, Part IV</i> . . . . .	28b	Yes	
c	An entity of which a current or former officer, director, trustee, or key employee of the organization (or a family member) was an officer, director, trustee, or owner? <i>If "Yes," complete Schedule L, Part IV</i> . . . . .	28c	Yes	
29	Did the organization receive more than \$25,000 in non-cash contributions? <i>If "Yes," complete Schedule M</i> . . . . .	29	Yes	
30	Did the organization receive contributions of art, historical treasures, or other similar assets, or qualified conservation contributions? <i>If "Yes," complete Schedule M</i> . . . . .	30	Yes	
31	Did the organization liquidate, terminate, or dissolve and cease operations? <i>If "Yes," complete Schedule N, Part I</i> . . . . .	31		No
32	Did the organization sell, exchange, dispose of, or transfer more than 25% of its net assets? <i>If "Yes," complete Schedule N, Part II</i> . . . . .	32		No
33	Did the organization own 100% of an entity disregarded as separate from the organization under Regulations sections 301.7701-2 and 301.7701-3? <i>If "Yes," complete Schedule R, Part I</i> . . . . .	33	Yes	
34	Was the organization related to any tax-exempt or taxable entity? <i>If "Yes," complete Schedule R, Parts II, III, IV, and V, line 1</i> . . . . .	34	Yes	
35	Is any related organization a controlled entity within the meaning of section 512(b)(13)? <i>If "Yes," complete Schedule R, Part V, line 2</i> . . . . .	35	Yes	
36	<b>Section 501(c)(3) organizations.</b> Did the organization make any transfers to an exempt non-charitable related organization? <i>If "Yes," complete Schedule R, Part V, line 2</i> . . . . .	36		No
37	Did the organization conduct more than 5% of its activities through an entity that is not a related organization and that is treated as a partnership for federal income tax purposes? <i>If "Yes," complete Schedule R, Part VI</i> . . . . .	37		No
38	Did the organization complete Schedule O and provide explanations in Schedule O for Part VI, lines 11 and 19? <b>Note.</b> All Form 990 filers are required to complete Schedule O . . . . .	38	Yes	

Part V

Statements Regarding Other IRS Filings and Tax Compliance

			Yes	No
1a Enter the number reported in Box 3 of Form 1096, <i>Annual Summary and Transmittal of U.S. Information Returns</i> . Enter -0- if not applicable . . . . .			1c	Yes
1a	26,184			
b Enter the number of Forms W-2G included in line 1a Enter -0- if not applicable			1b	0
c Did the organization comply with backup withholding rules for reportable payments to vendors and reportable gaming (gambling) winnings to prize winners? . . . . .			1c	Yes
2a Enter the number of employees reported on Form W-3, <i>Transmittal of Wage and Tax Statements</i> filed for the calendar year ending with or within the year covered by this return . . . . .			2a	30,318
b If at least one is reported on line 2a, did the organization file all required federal employment tax returns? <b>Note:</b> If the sum of lines 1a and 2a is greater than 250, you may be required to e-file this return (see instructions)			2b	Yes
3a Did the organization have unrelated business gross income of \$1,000 or more during the year covered by this return? . . . . .			3a	Yes
b If "Yes," has it filed a Form 990-T for this year? If "No," provide an explanation in Schedule O . . . . .			3b	Yes
4a At any time during the calendar year, did the organization have an interest in, or a signature or other authority over, a financial account in a foreign country (such as a bank account, securities account, or other financial account)? . . . . .			4a	Yes
b If "Yes," enter the name of the foreign country  See the instructions for exceptions and filing requirements for Form TD F 90-22.1, Report of Foreign Bank and Financial Accounts				
5a Was the organization a party to a prohibited tax shelter transaction at any time during the tax year? . . .			5a	No
b Did any taxable party notify the organization that it was or is a party to a prohibited tax shelter transaction?			5b	No
c If "Yes" to line 5a or 5b, did the organization file Form 8886-T, Disclosure by Tax-Exempt Entity Regarding Prohibited Tax Shelter Transaction? . . . . .			5c	
6a Does the organization have annual gross receipts that are normally greater than \$100,000, and did the organization solicit any contributions that were not tax deductible? . . . . .			6a	No
b If "Yes," did the organization include with every solicitation an express statement that such contributions or gifts were not tax deductible? . . . . .			6b	
7 Organizations that may receive deductible contributions under section 170(c).				
a Did the organization receive a payment in excess of \$75 made partly as a contribution and partly for goods and services provided to the payor? . . . . .			7a	Yes
b If "Yes," did the organization notify the donor of the value of the goods or services provided? . . . . .			7b	Yes
c Did the organization sell, exchange, or otherwise dispose of tangible personal property for which it was required to file Form 8282? . . . . .			7c	Yes
d If "Yes," indicate the number of Forms 8282 filed during the year . . . . .			7d	16
e Did the organization, during the year, receive any funds, directly or indirectly, to pay premiums on a personal benefit contract? . . . . .			7e	No
f Did the organization, during the year, pay premiums, directly or indirectly, on a personal benefit contract? . . .			7f	No
g For all contributions of qualified intellectual property, did the organization file Form 8899 as required? . . .			7g	
h For contributions of cars, boats, airplanes, and other vehicles, did the organization file a Form 1098-C as required? . . . . .			7h	
8 Sponsoring organizations maintaining donor advised funds and section 509(a)(3) supporting organizations. Did the supporting organization, or a donor advised fund maintained by a sponsoring organization, have excess business holdings at any time during the year? . . . . .			8	No
9 Sponsoring organizations maintaining donor advised funds.				
a Did the organization make any taxable distributions under section 4966? . . . . .			9a	No
b Did the organization make a distribution to a donor, donor advisor, or related person? . . . . .			9b	No
10 Section 501(c)(7) organizations. Enter				
a Initiation fees and capital contributions included on Part VIII, line 12 . . . . .			10a	
b Gross receipts, included on Form 990, Part VIII, line 12, for public use of club facilities			10b	
11 Section 501(c)(12) organizations. Enter				
a Gross income from members or shareholders . . . . .			11a	
b Gross income from other sources (Do not net amounts due or paid to other sources against amounts due or received from them) . . . . .			11b	
12a Section 4947(a)(1) non-exempt charitable trusts. Is the organization filing Form 990 in lieu of Form 1041?			12a	
b If "Yes," enter the amount of tax-exempt interest received or accrued during the year			12b	

Part VI

Governance, Management, and Disclosure

For each "Yes" response to lines 2 through 7b below, and for a "No" response to lines 8a, 8b, or 10b below, describe the circumstances, processes, or changes in Schedule O. See instructions.

Section A. Governing Body and Management

			Yes	No
1a	Enter the number of voting members of the governing body . . . . .	1a	32	
b	Enter the number of voting members that are independent . . . . .	1b	23	
2	Did any officer, director, trustee, or key employee have a family relationship or a business relationship with any other officer, director, trustee, or key employee? . . . . .	2	Yes	
3	Did the organization delegate control over management duties customarily performed by or under the direct supervision of officers, directors or trustees, or key employees to a management company or other person? . . . . .	3		No
4	Did the organization make any significant changes to its organizational documents since the prior Form 990 was filed?	4		No
5	Did the organization become aware during the year of a material diversion of the organization's assets? . . . . .	5		No
6	Does the organization have members or stockholders? . . . . .	6		No
7a	Does the organization have members, stockholders, or other persons who may elect one or more members of the governing body? . . . . .	7a		No
b	Are any decisions of the governing body subject to approval by members, stockholders, or other persons? . . . . .	7b		No
8	Did the organization contemporaneously document the meetings held or written actions undertaken during the year by the following			
a	The governing body? . . . . .	8a	Yes	
b	Each committee with authority to act on behalf of the governing body? . . . . .	8b	Yes	
9	Is there any officer, director, trustee, or key employee listed in Part VII, Section A, who cannot be reached at the organization's mailing address? If "Yes," provide the names and addresses in Schedule O . . . . .	9		No

Section B. Policies

(This Section B requests information about policies not required by the Internal Revenue Code.)

			Yes	No
10a	Does the organization have local chapters, branches, or affiliates? . . . . .	10a		No
b	If "Yes," does the organization have written policies and procedures governing the activities of such chapters, affiliates, and branches to ensure their operations are consistent with those of the organization? . . . . .	10b		
11	Has the organization provided a copy of this Form 990 to all members of its governing body before filing the form?	11	Yes	
11A	Describe in Schedule O the process, if any, used by the organization to review the Form 990 . . . . .			
12a	Does the organization have a written conflict of interest policy? If "No," go to line 13 . . . . .	12a	Yes	
b	Are officers, directors or trustees, and key employees required to disclose annually interests that could give rise to conflicts? . . . . .	12b	Yes	
c	Does the organization regularly and consistently monitor and enforce compliance with the policy? If "Yes," describe in Schedule O how this is done . . . . .	12c	Yes	
13	Does the organization have a written whistleblower policy? . . . . .	13	Yes	
14	Does the organization have a written document retention and destruction policy? . . . . .	14	Yes	
15	Did the process for determining compensation of the following persons include a review and approval by independent persons, comparability data, and contemporaneous substantiation of the deliberation and decision?			
a	The organization's CEO, Executive Director, or top management official . . . . .	15a	Yes	
b	Other officers or key employees of the organization . . . . .	15b	Yes	
	If "Yes" to line a or b, describe the process in Schedule O (See instructions )			
16a	Did the organization invest in, contribute assets to, or participate in a joint venture or similar arrangement with a taxable entity during the year? . . . . .	16a		No
b	If "Yes," has the organization adopted a written policy or procedure requiring the organization to evaluate its participation in joint venture arrangements under applicable federal tax law, and taken steps to safeguard the organization's exempt status with respect to such arrangements? . . . . .	16b		

Section C. Disclosure

17	List the States with which a copy of this Form 990 is required to be filed CA
18	Section 6104 requires an organization to make its Form 1023 (or 1024 if applicable), 990, and 990-T (501(c) (3)s only) available for public inspection. Indicate how you make these available. Check all that apply. <input checked="" type="checkbox"/> Own website <input type="checkbox"/> Another's website <input checked="" type="checkbox"/> Upon request
19	Describe in Schedule O whether (and if so, how), the organization makes its governing documents, conflict of interest policy, and financial statements available to the public. See Additional Data Table.
20	State the name, physical address, and telephone number of the person who possesses the books and records of the organization. Christopher Canellos 3145 Porter Drive Palo Alto, CA 94304 (650) 725-1732

## Section A. Officers, Directors, Trustees, Key Employees, and Highest Compensated Employees

☐ Check this box if the organization did not compensate any current or former officer, director, trustee or key employee

Form **990** (2009)



1b	Total	14,583,404	0	2,573,138
----	-------	------------	---	-----------

2 Total number of individuals (including but not limited to those listed above) who received more than \$100,000 in reportable compensation from the organization 3,823

3	Did the organization list any <b>former</b> officer, director or trustee, key employee, or highest compensated employee on line 1a? If "Yes," complete Schedule J for such individual	3	Yes	
4	For any individual listed on line 1a, is the sum of reportable compensation and other compensation from the organization and related organizations greater than \$150,000? If "Yes," complete Schedule J for such individual	4	Yes	
5	Did any person listed on line 1a receive or accrue compensation from any unrelated organization for services rendered to the organization? If "Yes," complete Schedule J for such person	5		No

Section B. Independent Contractors

1 Complete this table for your five highest compensated independent contractors that received more than \$100,000 of compensation from the organization

(A) Name and business address	(B) Description of services	(C) Compensation
THE WHITING-TURNER CONTRACTING CO PO BOX 17596 BALTIMORE, MD 21297	CONSTRUCTION	134,096,789
VANCE BROWN INC 3197 PARK BOULEVARD PALO ALTO, CA 94306	CONSTRUCTION	103,623,554
HATHAWAY DINWIDDIE CONSTR CO 565 LAURDELWOOD ROAD SANTA CLARA, CA 95954	CONSTRUCTION	88,165,051
TURNER CONSTRUCTION 1625 CLAY STREET OAKLAND, CA 94612	CONSTRUCTION	73,735,641
DEVCON CONSTRUCTION INC 690 GIBRALTAR DRIVE MILPITAS, CA 94035	CONSTRUCTION	35,458,871

2 Total number of independent contractors (including but not limited to those listed above) who received more than \$100,000 in compensation from the organization 54

Part VIII

Statement of Revenue

				(A) Total revenue	(B) Related or exempt function revenue	(C) Unrelated business revenue	(D) Revenue excluded from tax under sections 512, 513, or 514	
Contributions, gifts, grants and other similar amounts	1a	Federated campaigns . . .	1a		1,448,832,299			
	b	Membership dues . . . . .	1b					
	c	Fundraising events . . . . .	1c					
	d	Related organizations . . . .	1d					
	e	Government grants (contributions)	1e	955,156,765				
	f	All other contributions, gifts, grants, and similar amounts not included above	1f	493,675,534				
	g	Noncash contributions included in lines 1a-1f \$ 160,511,828						
	h	Total. Add lines 1a-1f . . . . .						
Program Service Revenue			Business Code					
	2a	STUDENT INCOME	900,099	657,714,588	657,714,588			
	b	NONGOVERNMENT RESEARCH	900,099	187,504,732	187,504,732			
	c	PATIENT CARE	900,099	454,191,839	454,191,839			
	d	SPECIAL PROGRAMS	900,099	337,070,631	337,070,631			
	e	DRIVING RANGE	713,910	517,784		517,784		
	f	All other program service revenue		344,366		344,366		
	g	Total. Add lines 2a-2f . . . . .			1,637,343,940			
Other Revenue	3	Investment income (including dividends, interest and other similar amounts) . . . . .		166,210,263		-36,470,266	202,680,529	
	4	Income from investment of tax-exempt bond proceeds . . .		144			144	
	5	Royalties . . . . .		0				
	6a	(i) Real		51,154,974			51,154,974	
		Gross Rents	59,041,653					
		b Less rental expenses	7,886,679					
		c Rental income or (loss)	51,154,974					
	d	Net rental income or (loss) . . . . .						
	7a	(i) Securities		-111,639,322		5,729,537	-117,368,859	
		Gross amount from sales of assets other than inventory	9,500,119,638					38,807,000
		b Less cost or other basis and sales expenses	9,616,010,852					34,555,108
		c Gain or (loss)	-115,891,214					4,251,892
	d	Net gain or (loss) . . . . .						
	8a	Gross income from fundraising events (not including \$ 0 of contributions reported on line 1c) See Part IV, line 18 . . . .		-240,803			-240,803	
		a	112,816					
		b Less direct expenses . . . . b	353,619					
	c	Net income or (loss) from fundraising events . . .						
	9a	Gross income from gaming activities See Part IV, line 19 . . . .		0				
		a						
		b Less direct expenses . . . . b						
c	Net income or (loss) from gaming activities . . .							
10a	Gross sales of inventory, less returns and allowances .		3,137,126			3,137,126		
	a	5,036,341						
	b Less cost of goods sold . . . b	1,899,215						
c	Net income or (loss) from sales of inventory . . .							
Miscellaneous Revenue			Business Code					
11a								
b								
c								
d	All other revenue . . . . .							
e	Total. Add lines 11a-11d . . . . .			0				
12	Total revenue. See Instructions . . . . .			3,194,798,621	1,636,481,790	-29,878,579	139,363,111	

Part IX Statement of Functional Expenses

Section 501(c)(3) and 501(c)(4) organizations must complete all columns.  
All other organizations must complete column (A) but are not required to complete columns (B), (C), and (D).

Do not include amounts reported on lines 6b, 7b, 8b, 9b, and 10b of Part VIII.		(A) Total expenses	(B) Program service expenses	(C) Management and general expenses	(D) Fundraising expenses
1	Grants and other assistance to governments and organizations in the U S See Part IV, line 21	1,338,500	1,338,500		
2	Grants and other assistance to individuals in the U S See Part IV, line 22	311,594,917	311,594,917		
3	Grants and other assistance to governments, organizations, and individuals outside the U S See Part IV, lines 15 and 16	10,556,401	10,556,401		
4	Benefits paid to or for members	0			
5	Compensation of current officers, directors, trustees, and key employees . . . . .	7,395,703	1,379,046	5,153,640	863,017
6	Compensation not included above, to disqualified persons (as defined under section 4958(f)(1)) and persons described in section 4958(c)(3)(B) . . . . .	0			
7	Other salaries and wages	1,649,772,247	1,515,890,647	95,112,319	38,769,281
8	Pension plan contributions (include section 401(k) and section 403(b) employer contributions) . . . . .	99,563,499	88,130,774	8,459,297	2,973,428
9	Other employee benefits . . . . .	213,937,990	189,237,131	18,309,535	6,391,324
10	Payroll taxes . . . . .	93,703,698	82,760,527	8,118,609	2,824,562
11	Fees for services (non-employees)				
a	Management . . . . .	214,209		214,209	
b	Legal . . . . .	8,539,722		8,539,722	
c	Accounting . . . . .	912,680		912,680	
d	Lobbying . . . . .	20,437		20,437	
e	Professional fundraising See Part IV, line 17 . . . . .	0			
f	Investment management fees . . . . .	27,836,201		27,836,201	
g	Other . . . . .	144,693,911	113,443,969	24,198,001	7,051,941
12	Advertising and promotion . . . . .	222,463		137,751	84,712
13	Office expenses . . . . .	203,667,278	185,031,739	14,280,484	4,355,055
14	Information technology . . . . .	17,452,626	11,170,027	5,959,790	322,809
15	Royalties . . . . .	5,962,772	1,642,403	4,320,155	214
16	Occupancy . . . . .	130,558,983	111,371,070	17,468,750	1,719,163
17	Travel . . . . .	46,040,132	43,430,587	1,279,632	1,329,913
18	Payments of travel or entertainment expenses for any federal, state, or local public officials . . . . .	0			
19	Conferences, conventions, and meetings . . . . .	7,445,356	7,135,325	271,579	38,452
20	Interest . . . . .	60,419,549	52,699,077	7,325,782	394,690
21	Payments to affiliates . . . . .	0			
22	Depreciation, depletion, and amortization . . . . .	234,016,796	198,413,007	33,774,101	1,829,688
23	Insurance . . . . .	17,368,180	12,725,262	4,627,321	15,597
24	Other expenses Itemize expenses not covered above (Expenses grouped together and labeled miscellaneous may not exceed 5% of total expenses shown on line 25 below )				
a	EQUIPMENT RENTAL & MAINTENANCE	4,444,999	3,728,439	580,974	135,586
b	PRINTING & PUBLICATION	10,551,863	8,337,751	1,224,676	989,436
c	SLAC NON-SALARY EXPENSE	175,819,173	175,757,682	61,491	
d	RESEARCH SUBAWARDS	54,367,858	54,367,858		
e	EMPLOYEE RELATED EXPENSES	36,925,666	29,534,252	3,757,653	3,633,761
f	All other expenses	-341,996	11,468,874	-12,453,441	642,571
25	Total functional expenses. Add lines 1 through 24f	3,575,001,813	3,221,145,265	279,491,348	74,365,200
26	Joint costs. Check here <input type="checkbox"/> if following SOP 98-2 Complete this line only if the organization reported in column (B) joint costs from a combined educational campaign and fundraising solicitation				

Part X

Balance Sheet

					(A)		(B)
					Beginning of year		End of year
Assets	1	Cash—non-interest-bearing . . . . .			290,086	1	221,835
	2	Savings and temporary cash investments . . . . .			1,334,855,154	2	1,529,632,970
	3	Pledges and grants receivable, net . . . . .			782,522,827	3	764,662,131
	4	Accounts receivable, net . . . . .			238,554,287	4	305,908,025
	5	Receivables from current and former officers, directors, trustees, key employees, and highest compensated employees Complete Part II of Schedule L . . . . .			3,808,771	5	4,706,059
	6	Receivables from other disqualified persons (as defined under section 4958(f)(1)) and persons described in section 4958(c)(3)(B) Complete Part II of Schedule L . . . . .				6	
	7	Notes and loans receivable, net . . . . .			489,618,017	7	513,055,135
	8	Inventories for sale or use . . . . .			6,359,196	8	6,594,431
	9	Prepaid expenses and deferred charges . . . . .			45,235,898	9	41,183,139
	10a	Land, buildings, and equipment cost or other basis Complete Part VI of Schedule D	10a	6,340,800,781			
	b	Less accumulated depreciation . . . . .	10b	2,756,804,514	3,269,635,295	10c	3,583,996,267
	11	Investments—publicly traded securities . . . . .			4,310,821,720	11	3,788,899,686
	12	Investments—other securities See Part IV, line 11 . . . . .			12,189,847,794	12	14,014,460,975
	13	Investments—program-related See Part IV, line 11 . . . . .				13	
	14	Intangible assets . . . . .				14	
	15	Other assets See Part IV, line 11 . . . . .				15	
	16	Total assets. Add lines 1 through 15 (must equal line 34) . . . . .			22,671,549,045	16	24,553,320,653
Liabilities	17	Accounts payable and accrued expenses . . . . .			1,119,774,523	17	1,382,407,968
	18	Grants payable . . . . .				18	
	19	Deferred revenue . . . . .			378,495,919	19	370,573,166
	20	Tax-exempt bond liabilities . . . . .			1,167,506,905	20	1,376,031,361
	21	Escrow or custodial account liability Complete Part IV of Schedule D . . . . .			316,403,754	21	0
	22	Payables to current and former officers, directors, trustees, key employees, highest compensated employees, and disqualified persons Complete Part II of Schedule L . . . . .				22	
	23	Secured mortgages and notes payable to unrelated third parties . . . . .			1,349,077,011	23	1,439,901,380
	24	Unsecured notes and loans payable to unrelated third parties . . . . .				24	
	25	Other liabilities Complete Part X of Schedule D . . . . .			301,250,288	25	549,484,286
	26	Total liabilities. Add lines 17 through 25 . . . . .			4,632,508,400	26	5,118,398,161
Net Assets or Fund Balances	Organizations that follow SFAS 117, check here <input checked="" type="checkbox"/> and complete lines 27 through 29, and lines 33 and 34.						
	27	Unrestricted net assets . . . . .			8,286,639,279	27	9,131,844,886
	28	Temporarily restricted net assets . . . . .			5,094,032,811	28	5,526,835,975
	29	Permanently restricted net assets . . . . .			4,658,368,555	29	4,776,241,631
	Organizations that do not follow SFAS 117, check here <input type="checkbox"/> and complete lines 30 through 34.						
	30	Capital stock or trust principal, or current funds . . . . .				30	
	31	Paid-in or capital surplus, or land, building or equipment fund . . . . .				31	
	32	Retained earnings, endowment, accumulated income, or other funds . . . . .				32	
	33	Total net assets or fund balances . . . . .			18,039,040,645	33	19,434,922,492
	34	Total liabilities and net assets/fund balances . . . . .			22,671,549,045	34	24,553,320,653

**Part XI**    **Financial Statements and Reporting**

	Yes	No
<b>1</b> Accounting method used to prepare the Form 990 <input type="checkbox"/> Cash <input checked="" type="checkbox"/> Accrual <input type="checkbox"/> Other _____ If the organization changed its method of accounting from a prior year or checked "Other," explain in Schedule O		
<b>2a</b> Were the organization's financial statements compiled or reviewed by an independent accountant?    .    .	<b>2a</b>	No
<b>b</b> Were the organization's financial statements audited by an independent accountant?    .    .    .    .    .    .    .	<b>2b</b>	Yes
<b>c</b> If "Yes," to 2a or 2b, does the organization have a committee that assumes responsibility for oversight of the audit, review, or compilation of its financial statements and selection of an independent accountant? If the organization changed either its oversight process or selection process during the tax year, explain in Schedule O    .    .    .	<b>2c</b>	Yes
<b>d</b> If "Yes" to line 2a or 2b, check a box below to indicate whether the financial statements for the year were issued on a consolidated basis, separate basis, or both <input type="checkbox"/> Separate basis <input type="checkbox"/> Consolidated basis <input checked="" type="checkbox"/> Both consolidated and separated basis		
<b>3a</b> As a result of a federal award, was the organization required to undergo an audit or audits as set forth in the Single Audit Act and OMB Circular A-133?    .    .    .    .    .    .    .    .    .    .    .    .    .    .    .    .	<b>3a</b>	Yes
<b>b</b> If "Yes," did the organization undergo the required audit or audits? If the organization did not undergo the required audit or audits, explain why in Schedule O and describe any steps taken to undergo such audits    .    .	<b>3b</b>	Yes

SCHEDULE A

(Form 990 or 990EZ)

Department of the Treasury  
Internal Revenue Service

Public Charity Status and Public Support

Complete if the organization is a section 501(c)(3) organization or a section 4947(a)(1) nonexempt charitable trust.

▶ Attach to Form 990 or Form 990-EZ. ▶ See separate instructions.

OMB No 1545-0047

2009

Open to Public Inspection

Name of the organization STANFORD UNIVERSITY BOARD OF TRUSTEES OF THE LELAND STANFORD JUNIOR UNIVERSITY	Employer identification number  94-1156365
---	--

Part I Reason for Public Charity Status (All organizations must complete this part.) See instructions

The organization is not a private foundation because it is (For lines 1 through 11, check only one box )

- 1

☐

A church, convention of churches, or association of churches **section 170(b)(1)(A)(i).**
- 2

☒

A school described in **section 170(b)(1)(A)(ii).** (Attach Schedule E )
- 3

☐

A hospital or a cooperative hospital service organization described in **section 170(b)(1)(A)(iii).**
- 4

☐

A medical research organization operated in conjunction with a hospital described in **section 170(b)(1)(A)(iii).** Enter the hospital's name, city, and state
- 5

☐

An organization operated for the benefit of a college or university owned or operated by a governmental unit described in **section 170(b)(1)(A)(iv).** (Complete Part II )
- 6

☐

A federal, state, or local government or governmental unit described in **section 170(b)(1)(A)(v).**
- 7

☐

An organization that normally receives a substantial part of its support from a governmental unit or from the general public described in **section 170(b)(1)(A)(vi)** (Complete Part II )
- 8

☐

A community trust described in **section 170(b)(1)(A)(vi)** (Complete Part II )
- 9

☐

An organization that normally receives (1) more than 33 1/3% of its support from contributions, membership fees, and gross receipts from activities related to its exempt functions—subject to certain exceptions, and (2) no more than 33 1/3% of its support from gross investment income and unrelated business taxable income (less section 511 tax) from businesses acquired by the organization after June 30, 1975 See **section 509(a)(2).** (Complete Part III )
- 10

☐

An organization organized and operated exclusively to test for public safety See**section 509(a)(4).**
- 11

☐

An organization organized and operated exclusively for the benefit of, to perform the functions of, or to carry out the purposes of one or more publicly supported organizations described in section 509(a)(1) or section 509(a)(2) See **section 509(a)(3).** Check the box that describes the type of supporting organization and complete lines 11e through 11h  

a

☐

Type I

b

☐

Type II

c

☐

Type III - Functionally integrated

d

☐

Type III - Other

e

☐

By checking this box, I certify that the organization is not controlled directly or indirectly by one or more disqualified persons other than foundation managers and other than one or more publicly supported organizations described in section 509(a)(1) or section 509(a)(2)

f

☐

If the organization received a written determination from the IRS that it is a Type I, Type II or Type III supporting organization, check this box

g

☐

Since August 17, 2006, has the organization accepted any gift or contribution from any of the following persons?  

(i)

a person who directly or indirectly controls, either alone or together with persons described in (ii) and (iii) below, the governing body of the the supported organization?

(ii)

a family member of a person described in (i) above?

(iii)

a 35% controlled entity of a person described in (i) or (ii) above?

h

☐

Provide the following information about the supported organization(s)

(i) Name of supported organization	(ii) EIN	(iii) Type of organization (described on lines 1- 9 above or IRC section (see instructions))	(iv) Is the organization in col (i) listed in your governing document?		(v) Did you notify the organization in col (i) of your support?		(vi) Is the organization in col (i) organized in the U S ?		(vii) Amount of support?
			Yes	No	Yes	No	Yes	No	
Total									

Part II

Support Schedule for Organizations Described in IRC 170(b)(1)(A)(iv) and 170(b)(1)(A)(vi)  
(Complete only if you checked the box on line 5, 7, or 8 of Part I.)

Section A. Public Support						
Calendar year (or fiscal year beginning in)	(a) 2005	(b) 2006	(c) 2007	(d) 2008	(e) 2009	(f) Total
1 Gifts, grants, contributions, and membership fees received (Do not include any "unusual grants.")						
2 Tax revenues levied for the organization's benefit and either paid to or expended on its behalf						
3 The value of services or facilities furnished by a governmental unit to the organization without charge						
4 Total. Add lines 1 through 3						
5 The portion of total contributions by each person (other than a governmental unit or publicly supported organization) included on line 1 that exceeds 2% of the amount shown on line 11, column (f)						
6 Public Support. Subtract line 5 from line 4						

Section B. Total Support						
Calendar year (or fiscal year beginning in)	(a) 2005	(b) 2006	(c) 2007	(d) 2008	(e) 2009	(f) Total
7 Amounts from line 4						
8 Gross income from interest, dividends, payments received on securities loans, rents, royalties and income from similar sources						
9 Net income from unrelated business activities, whether or not the business is regularly carried on						
10 Other income (Explain in Part IV ) Do not include gain or loss from the sale of capital assets						
11 Total support (Add lines 7 through 10)						
12 Gross receipts from related activities, etc (See instructions )					12	
13 First Five Years If the Form 990 is for the organization's first, second, third, fourth, or fifth tax year as a 501(c)(3) organization, check this box and stop here						

Section C. Computation of Public Support Percentage						
14 Public Support Percentage for 2009 (line 6 column (f) divided by line 11 column (f))		14				
15 Public Support Percentage for 2008 Schedule A, Part II, line 14		15				
16a 33 1/3% support test—2009. If the organization did not check the box on line 13, and line 14 is 33 1/3% or more, check this box and stop here. The organization qualifies as a publicly supported organization						
b 33 1/3% support test—2008. If the organization did not check the box on line 13 or 16a, and line 15 is 33 1/3% or more, check this box and stop here. The organization qualifies as a publicly supported organization						
17a 10%-facts-and-circumstances test—2009. If the organization did not check a box on line 13, 16a, or 16b and line 14 is 10% or more, and if the organization meets the "facts and circumstances" test, check this box and stop here. Explain in Part IV how the organization meets the "facts and circumstances" test The organization qualifies as a publicly supported organization						
b 10%-facts-and-circumstances test—2008. If the organization did not check a box on line 13, 16a, 16b, or 17a and line 15 is 10% or more, and if the organization meets the "facts and circumstances" test, check this box and stop here. Explain in Part IV how the organization meets the "facts and circumstances" test The organization qualifies as a publicly supported organization						
18 Private Foundation If the organization did not check a box on line 13, 16a, 16b, 17a or 17b, check this box and see instructions						

Part IIISupport Schedule for Organizations Described in IRC 509(a)(2)  
(Complete only if you checked the box on line 9 of Part I.)

Section A. Public Support

Calendar year (or fiscal year beginning in)	(a) 2005	(b) 2006	(c) 2007	(d) 2008	(e) 2009	(f) Total
1Gifts, grants, contributions, and membership fees received (Do not include any "unusual grants.")						
2Gross receipts from admissions, merchandise sold or services performed, or facilities furnished in any activity that is related to the organization's tax-exempt purpose						
3Gross receipts from activities that are not an unrelated trade or business under section 513						
4Tax revenues levied for the organization's benefit and either paid to or expended on its behalf						
5The value of services or facilities furnished by a governmental unit to the organization without charge						
6Total. Add lines 1 through 5						
7aAmounts included on lines 1, 2, and 3 received from disqualified persons						
bAmounts included on lines 2 and 3 received from other than disqualified persons that exceed the greater of \$5,000 or 1% of the amount on line 13 for the year						
cAdd lines 7a and 7b						
8Public Support (Subtract line 7c from line 6 )						

Section B. Total Support

Calendar year (or fiscal year beginning in)	(a) 2005	(b) 2006	(c) 2007	(d) 2008	(e) 2009	(f) Total
9Amounts from line 6						
10aGross income from interest, dividends, payments received on securities loans, rents, royalties and income from similar sources						
bUnrelated business taxable income (less section 511 taxes) from businesses acquired after June 30, 1975						
cAdd lines 10a and 10b						
11Net income from unrelated business activities not included in line 10b, whether or not the business is regularly carried on						
12Other income. Do not include gain or loss from the sale of capital assets (Explain in Part IV.)						
13Total support (Add lines 9, 10c, 11 and 12.)						
14First Five Years If the Form 990 is for the organization's first, second, third, fourth, or fifth tax year as a 501(c)(3) organization, check this box and stop here						

Section C. Computation of Public Support Percentage

15Public Support Percentage for 2009 (line 8 column (f) divided by line 13 column (f))	15	
16Public support percentage from 2008 Schedule A, Part III, line 15	16	

Section D. Computation of Investment Income Percentage

17Investment income percentage for 2009 (line 10c column (f) divided by line 13 column (f))	17	
18Investment income percentage from 2008 Schedule A, Part III, line 17	18	
19a33 1/3% support tests—2009. If the organization did not check the box on line 14, and line 15 is more than 33 1/3% and line 17 is not more than 33 1/3%, check this box and stop here. The organization qualifies as a publicly supported organization		
b33 1/3% support tests—2008. If the organization did not check a box on line 14 or line 19a, and line 16 is more than 33 1/3% and line 18 is not more than 33 1/3%, check this box and stop here. The organization qualifies as a publicly supported organization		
20Private Foundation If the organization did not check a box on line 14, 19a or 19b, check this box and see instructions		



**Part IV**

**Supplemental Information.** Supplemental Information. Complete this part to provide the explanation required by Part II, line 10; Part II, line 17a or 17b; or Part III, line 12. Provide any other additional information. See instructions

SCHEDULE C

(Form 990 or 990-EZ)

Department of the Treasury  
Internal Revenue Service

Political Campaign and Lobbying Activities

For Organizations Exempt From Income Tax Under section 501(c) and section 527

▶ **Complete if the organization is described below.**  
▶ **Attach to Form 990 or Form 990-EZ. ▶ See separate instructions.**

OMB No 1545-0047

2009

Open to Public  
Inspection

If the organization answered “Yes,” to Form 990, Part IV, Line 3, or Form 990-EZ, Part VI, line 46 (Political Campaign Activities), then

- Section 501(c)(3) organizations Complete Parts I-A and B Do not complete Part I-C
- Section 501(c) (other than section 501(c)(3)) organizations Complete Parts I-A and C below Do not complete Part I-B
- Section 527 organizations Complete Part I-A only

If the organization answered “Yes,” to Form 990, Part IV, Line 4, or Form 990-EZ, Part VI, line 47 (Lobbying Activities), then

- Section 501(c)(3) organizations that have filed Form 5768 (election under section 501(h)) Complete Part II-A Do not complete Part II-B
- Section 501(c)(3) organizations that have NOT filed Form 5768 (election under section 501(h)) Complete Part II-B Do not complete Part II-A

If the organization answered “Yes,” to Form 990, Part IV, Line 5 (Proxy Tax) or Form 990-EZ, line 35a (regarding proxy tax), then

- Section 501(c)(4), (5), or (6) organizations Complete Part III

Name of the organization STANFORD UNIVERSITY BOARD OF TRUSTEES OF THE LELAND STANFORD JUNIOR UNIVERSITY	Employer identification number  94-1156365
---	--

Part I-A Complete if the organization is exempt under section 501(c) or is a section 527 organization.

- 1

Provide a description of the organization's direct and indirect political campaign activities in Part IV
- 2

Political expenditures ▶ \$ \_\_\_\_\_
- 3

Volunteer hours \_\_\_\_\_

Part I-B Complete if the organization is exempt under section 501(c)(3).

- 1

Enter the amount of any excise tax incurred by the organization under section 4955 ▶ \$ \_\_\_\_\_
- 2

Enter the amount of any excise tax incurred by organization managers under section 4955 ▶ \$ \_\_\_\_\_
- 3

If the organization incurred a section 4955 tax, did it file Form 4720 for this year? ☐ Yes ☐ No
- 4a

Was a correction made? ☐ Yes ☐ No
- b

If "Yes," describe in Part IV

Part I-C Complete if the organization is exempt under section 501(c) except section 501(c)(3).

- 1

Enter the amount directly expended by the filing organization for section 527 exempt function activities ▶ \$ \_\_\_\_\_
- 2

Enter the amount of the filing organization's funds contributed to other organizations for section 527 exempt funtion activities ▶ \$ \_\_\_\_\_
- 3

Total exempt function expenditures Add lines 1 and 2 Enter here and on Form 1120-POL, line 17b ▶ \$ \_\_\_\_\_
- 4

Did the filing organization file **Form 1120-POL** for this year? ☐ Yes ☐ No
- 5

State the names, addresses and employer identification number (EIN) of all section 527 political organizations to which payments were made For each organization listed, enter the amount paid from the filing organization's funds Also enter the amount of political contributions received that were promptly and directly delivered to a separate political organization, such as a separate segregated fund or a political action committee (PAC) If additional space is needed, provide information in Part IV

(a) Name	(b) Address	(c) EIN	(d) Amount paid from filing organization's funds If none, enter -0-	(e) Amount of political contributions received and promptly and directly delivered to a separate political organization If none, enter -0-

Part II-A

Complete if the organization is exempt under section 501(c)(3) and filed Form 5768 (election under section 501(h)).

A

Check

☐

if the filing organization belongs to an affiliated group

B

Check

☐

if the filing organization checked box A and "limited control" provisions apply

Limits on Lobbying Expenditures (The term "expenditures" means amounts paid or incurred.)		(a) Filing Organization's Totals	(b) Affiliated Group Totals												
1a Total lobbying expenditures to influence public opinion (grass roots lobbying)															
b Total lobbying expenditures to influence a legislative body (direct lobbying)															
c Total lobbying expenditures (add lines 1a and 1b)															
d Other exempt purpose expenditures															
e Total exempt purpose expenditures (add lines 1c and 1d)															
f Lobbying nontaxable amount Enter the amount from the following table in both columns															
<table><tr><td>If the amount on line 1e, column (a) or (b) is:</td><td>The lobbying nontaxable amount is:</td></tr><tr><td>Not over \$500,000</td><td>20% of the amount on line 1e</td></tr><tr><td>Over \$500,000 but not over \$1,000,000</td><td>\$100,000 plus 15% of the excess over \$500,000</td></tr><tr><td>Over \$1,000,000 but not over \$1,500,000</td><td>\$175,000 plus 10% of the excess over \$1,000,000</td></tr><tr><td>Over \$1,500,000 but not over \$17,000,000</td><td>\$225,000 plus 5% of the excess over \$1,500,000</td></tr><tr><td>Over \$17,000,000</td><td>\$1,000,000</td></tr></table>		If the amount on line 1e, column (a) or (b) is:	The lobbying nontaxable amount is:	Not over \$500,000	20% of the amount on line 1e	Over \$500,000 but not over \$1,000,000	\$100,000 plus 15% of the excess over \$500,000	Over \$1,000,000 but not over \$1,500,000	\$175,000 plus 10% of the excess over \$1,000,000	Over \$1,500,000 but not over \$17,000,000	\$225,000 plus 5% of the excess over \$1,500,000	Over \$17,000,000	\$1,000,000		
If the amount on line 1e, column (a) or (b) is:	The lobbying nontaxable amount is:														
Not over \$500,000	20% of the amount on line 1e														
Over \$500,000 but not over \$1,000,000	\$100,000 plus 15% of the excess over \$500,000														
Over \$1,000,000 but not over \$1,500,000	\$175,000 plus 10% of the excess over \$1,000,000														
Over \$1,500,000 but not over \$17,000,000	\$225,000 plus 5% of the excess over \$1,500,000														
Over \$17,000,000	\$1,000,000														
g Grassroots nontaxable amount (enter 25% of line 1f)															
h Subtract line 1g from line 1a If zero or less, enter -0-															
i Subtract line 1f from line 1c If zero or less, enter -0-															
j If there is an amount other than zero on either line 1h or line 1i, did the organization file Form 4720 reporting section 4911 tax for this year?		<input type="checkbox"/> Yes	<input type="checkbox"/> No												

4-Year Averaging Period Under Section 501(h)  
(Some organizations that made a section 501(h) election do not have to complete all of the five columns below. See the instructions for lines 2a through 2f on page 4.)

Lobbying Expenditures During 4-Year Averaging Period					
Calendar year (or fiscal year beginning in)	(a) 2006	(b) 2007	(c) 2008	(d) 2009	(e) Total
2a Lobbying non-taxable amount					
b Lobbying ceiling amount (150% of line 2a, column(e))					
c Total lobbying expenditures					
d Grassroots non-taxable amount					
e Grassroots ceiling amount (150% of line 2d, column (e))					
f Grassroots lobbying expenditures					

Part II-B

Complete if the organization is exempt under section 501(c)(3) and has NOT filed Form 5768 (election under section 501(h)).

		(a)		(b)
		Yes	No	Amount
1	During the year, did the filing organization attempt to influence foreign, national, state or local legislation, including any attempt to influence public opinion on a legislative matter or referendum, through the use of			4,418
a	Volunteers?	Yes		
b	Paid staff or management (include compensation in expenses reported on lines 1c through 1i)?	Yes		
c	Media advertisements?	Yes		
d	Mailings to members, legislators, or the public?	Yes		
e	Publications, or published or broadcast statements?	Yes		
f	Grants to other organizations for lobbying purposes?	Yes		
g	Direct contact with legislators, their staffs, government officials, or a legislative body?	Yes		
h	Rallies, demonstrations, seminars, conventions, speeches, lectures, or any similar means?	Yes		
i	Other activities? If "Yes," describe in Part IV		No	
j	Total lines 1c through 1i			710,704
2a	Did the activities in line 1 cause the organization to be not described in section 501(c)(3)?		No	
b	If "Yes," enter the amount of any tax incurred under section 4912			
c	If "Yes," enter the amount of any tax incurred by organization managers under section 4912			
d	If the filing organization incurred a section 4912 tax, did it file Form 4720 for this year?			

Part III-A

Complete if the organization is exempt under section 501(c)(4), section 501(c)(5), or section 501(c)(6).

		Yes	No
1	Were substantially all (90% or more) dues received nondeductible by members?	1	
2	Did the organization make only in-house lobbying expenditures of \$2,000 or less?	2	
3	Did the organization agree to carryover lobbying and political expenditures from the prior year?	3	

Part III-B

Complete if the organization is exempt under section 501(c)(4), section 501(c)(5), or section 501(c)(6) if BOTH Part III-A, lines 1 and 2 are answered "No" OR if Part III-A, line 3 is answered "Yes".

1	Dues, assessments and similar amounts from members	1	
2	Section 162(e) non-deductible lobbying and political expenditures (do not include amounts of political expenses for which the section 527(f) tax was paid).		
a	Current year	2a	
b	Carryover from last year	2b	
c	Total	2c	
3	Aggregate amount reported in section 6033(e)(1)(A) notices of nondeductible section 162(e) dues	3	
4	If notices were sent and the amount on line 2c exceeds the amount on line 3, what portion of the excess does the organization agree to carryover to the reasonable estimate of nondeductible lobbying and political expenditure next year?	4	
5	Taxable amount of lobbying and political expenditures (see instructions)	5	

Part IV

Supplemental Information

Complete this part to provide the descriptions required for Part I-A, line 1, Part I-B, line 4, Part I-C, line 5, and Part II-B, line 1.  
Also, complete this part for any additional information.

Identifier	Return Reference	Explanation
PART II-B - LOBBYING ACTIVITY EXPLANATION	AN INSUBSTANTIAL PORTION OF STANFORD UNIVERSITY'S TOTAL ACTIVITIES	INVOLVED LEGISLATIVE AND REGULATORY MATTERS OF DIRECT CONCERN TO HIGHER EDUCATION OR OF COMPELLING IMPORTANCE TO STANFORD IN PARTICULAR INSTITUTIONAL EFFORTS TO INFLUENCE LEGISLATION AND REGULATION ARE DIRECTED BY THE OFFICE OF GOVERNMENT AND COMMUNITY RELATIONS DURING FISCAL YEAR 2009-2010, THE OFFICE CONSISTED OF FOUR PROFESSIONAL STAFF MEMBERS, ONE INTERN, AND TWO SUPPORT PERSONS. THE UNIVERSITY DOES NOT HAVE A LOBBYING OFFICE IN EITHER WASHINGTON, DC OR SACRAMENTO, CA AND DURING THIS PERIOD, THE UNIVERSITY HIRED AN OUTSIDE REGISTERED LOBBYIST IN SACRAMENTO FOR PART-TIME WORK ON STATE ISSUES. ACTIVITIES OF GOVERNMENT AND COMMUNITY RELATIONS STAFF INCLUDE CONTACTS BY LETTERS, PHONE CALLS AND MEETINGS WITH LEGISLATORS, MEMBERS OF THEIR STAFFS, OR OTHER GOVERNMENT OFFICIALS, AND MEETINGS WITH LOCAL CITIZENS REGARDING STANFORD ISSUES WITH LOCAL GOVERNMENTS. IN FISCAL YEAR 2009-2010, LEGISLATIVE, EXECUTIVE, AND LOCAL REGULATORY ISSUES HANDLED BY THE UNIVERSITY INCLUDED THE FOLLOWING LOCAL ISSUES: ZONING AND LAND USES RELATED TO PROPERTY OWNED BY THE UNIVERSITY AND CONTIGUOUS TO THE UNIVERSITY'S ACADEMIC CAMPUS. STATE ISSUES: STUDENT AID, TAXATION, RESEARCH FUNDING ISSUES, PRIVACY ISSUES, ACCOUNTING ISSUES, INTELLECTUAL PROPERTY ISSUES, COMPETENCY EDUCATION ISSUES, STEM CELL RESEARCH ISSUES, WATER RIGHTS, FIDUCIARY DUTIES, AND HOSPITAL SEISMIC DEADLINES. FEDERAL ISSUES: STUDENT AID, TAXATION, REIMBURSEMENT OF FEDERAL RESEARCH COSTS, FUNDING LEVELS OF RESEARCH (E.G., NIH, DOE, NASA, DOD, NSF), FUNDING FOR SLAC NATIONAL ACCELERATOR LABORATORY, MEDICARE FUNDING FOR TEACHING HOSPITALS, RESEARCH POLICY, AND IMMIGRATION POLICY. THE TOTAL BUDGET EXPENDED BY THE OFFICE OF GOVERNMENT AND COMMUNITY RELATIONS WAS \$1,132,804. THE ESTIMATED TOTAL EXPENSES FOR LOBBYING ARE AS FOLLOWS: SALARIES AND BENEFITS \$532,413; GENERAL OFFICE OVERHEAD \$117,959; PAID CONSULTANT COALITION DUES \$20,437; GRANTS TO OTHER ORGANIZATIONS \$23,089; TRAVEL \$16,806. TOTAL \$710,704. AMOUNTS APPEARING ON PART II-B ARE REASONABLE ESTIMATED ALLOCATIONS OF THE ABOVE EXPENSES. EVEN ASSUMING STANFORD UNIVERSITY EMPLOYEES OUTSIDE THE GOVERNMENT AND COMMUNITY RELATIONS OFFICE ENGAGE IN OCCASIONAL LOBBYING ACTIVITIES ON BEHALF OF THE UNIVERSITY, THE TOTAL AMOUNT SPENT BY STANFORD IN LOBBYING REPRESENTS AN INSIGNIFICANT PART OF THE UNIVERSITY'S TOTAL EXPENDITURES.

SCHEDULE D

(Form 990)

Department of the Treasury  
Internal Revenue Service

Supplemental Financial Statements

▶ **Complete if the organization answered "Yes," to Form 990, Part IV, line 6, 7, 8, 9, 10, 11, or 12.**  
▶ **Attach to Form 990. ▶ See separate instructions.**

OMB No 1545-0047

2009

Open to Public Inspection

**Name of the organization**  
STANFORD UNIVERSITY BOARD OF TRUSTEES  
OF THE LELAND STANFORD JUNIOR UNIVERSITY

**Employer identification number**  
  
94-1156365

Part I

Organizations Maintaining Donor Advised Funds or Other Similar Funds or Accounts. Complete if the organization answered "Yes" to Form 990, Part IV, line 6.

	(a) Donor advised funds	(b) Funds and other accounts
1	Total number at end of year	25
2	Aggregate contributions to (during year)	24,114,114
3	Aggregate grants from (during year)	1,338,500
4	Aggregate value at end of year	179,466,247
5	Did the organization inform all donors and donor advisors in writing that the assets held in donor advised funds are the organization's property, subject to the organization's exclusive legal control? <div><input checked="" type="checkbox"/> Yes <input type="checkbox"/> No</div>	
6	Did the organization inform all grantees, donors, and donor advisors in writing that grant funds may be used only for charitable purposes and not for the benefit of the donor or donor advisor, or for any other purpose conferring impermissible private benefit? <div><input checked="" type="checkbox"/> Yes <input type="checkbox"/> No</div>	

Part II

Conservation Easements. Complete if the organization answered "Yes" to Form 990, Part IV, line 7.

1

Purpose(s) of conservation easements held by the organization (check all that apply)

☐ Preservation of land for public use (e g , recreation or pleasure)

☐ Preservation of an historically importantly land area

☐ Protection of natural habitat

☐ Preservation of a certified historic structure

☐ Preservation of open space

2

Complete lines 2a–2d if the organization held a qualified conservation contribution in the form of a conservation easement on the last day of the tax year

a

Total number of conservation easements

b

Total acreage restricted by conservation easements

c

Number of conservation easements on a certified historic structure included in (a)

d

Number of conservation easements included in (c) acquired after 8/17/06

2a

Held at the End of the Year

2b

2c

2d

3

Number of conservation easements modified, transferred, released, extinguished, or terminated by the organization during the taxable year ▶ \_\_\_\_\_

4

Number of states where property subject to conservation easement is located ▶ \_\_\_\_\_

5

Does the organization have a written policy regarding the periodic monitoring, inspection, handling of violations, and enforcement of the conservation easements it holds?

☐ Yes ☐ No

6

Staff and volunteer hours devoted to monitoring, inspecting and enforcing conservation easements during the year ▶ \_\_\_\_\_

7

Amount of expenses incurred in monitoring, inspecting, and enforcing conservation easements during the year ▶ \$ \_\_\_\_\_

8

Does each conservation easement reported on line 2(d) above satisfy the requirements of section 170(h)(4)(B)(i) and 170(h)(4)(B)(ii)?

☐ Yes ☐ No

9

In Part XIV, describe how the organization reports conservation easements in its revenue and expense statement, and balance sheet, and include, if applicable, the text of the footnote to the organization's financial statements that describes the organization's accounting for conservation easements

Part III

Organizations Maintaining Collections of Art, Historical Treasures, or Other Similar Assets. Complete if the organization answered "Yes" to Form 990, Part IV, line 8.

1a

If the organization elected, as permitted under SFAS 116, not to report in its revenue statement and balance sheet works of art, historical treasures, or other similar assets held for public exhibition, education or research in furtherance of public service, provide, in Part XIV, the text of the footnote to its financial statements that describes these items

b

If the organization elected, as permitted under SFAS 116, to report in its revenue statement and balance sheet works of art, historical treasures, or other similar assets held for public exhibition, education, or research in furtherance of public service, provide the following amounts relating to these items

(i)

Revenues included in Form 990, Part VIII, line 1

▶ \$ \_\_\_\_\_

(ii)

Assets included in Form 990, Part X

▶ \$ \_\_\_\_\_

2

If the organization received or held works of art, historical treasures, or other similar assets for financial gain, provide the following amounts required to be reported under SFAS 116 relating to these items

a

Revenues included in Form 990, Part VIII, line 1

▶ \$ \_\_\_\_\_

b

Assets included in Form 990, Part X

▶ \$ \_\_\_\_\_

For Privacy Act and Paperwork Reduction Act Notice, see the Intructions for Form 990

Cat No 52283D

Schedule D (Form 990) 2009

Part III

Organizations Maintaining Collections of Art, Historical Treasures, or Other Similar Assets (continued)

3

Using the organization's accession and other records, check any of the following that are a significant use of its collection items (check all that apply)

a

☒

Public exhibition

b

☒

Scholarly research

c

☒

Preservation for future generations

d

☒

Loan or exchange programs

e

☐

Other

4

Provide a description of the organization's collections and explain how they further the organization's exempt purpose in Part XIV

5

During the year, did the organization solicit or receive donations of art, historical treasures or other similar assets to be sold to raise funds rather than to be maintained as part of the organization's collection?

☐ Yes

☒ No

Part IV

Escrow and Custodial Arrangements. Complete if the organization answered "Yes" to Form 990, Part IV, line 9, or reported an amount on Form 990, Part X, line 21.

1a

Is the organization an agent, trustee, custodian or other intermediary for contributions or other assets not included on Form 990, Part X?

☐ Yes

☐ No

b

If "Yes," explain the arrangement in Part XIV and complete the following table

	Amount
1c	
1d	
1e	
1f	

2a

Did the organization include an amount on Form 990, Part X, line 21?

☐ Yes

☐ No

b

If "Yes," explain the arrangement in Part XIV

Part V

Endowment Funds. Complete if the organization answered "Yes" to Form 990, Part IV, line 10.

	(a)Current Year	(b)Prior Year	(c)Two Years Back	(d)Three Years Back	(e)Four Years Back
1a	Beginning of year balance . . . . .	12,619,094,000	17,214,373,000		
b	Contributions . . . . .	517,078,000	155,359,000		
c	Investment earnings or losses . . . . .	1,569,588,000	-3,470,843,000		
d	Grants or scholarships . . . . .	203,694,898	209,983,118		
e	Other expenditures for facilities and programs . . . . .	650,950,102	1,069,811,882		
f	Administrative expenses . . . . .				
g	End of year balance . . . . .	13,851,115,000	12,619,094,000		

2

Provide the estimated percentage of the year end balance held as

a

Board designated or quasi-endowment ▶ 38.204 %

b

Permanent endowment ▶ 61.294 %

c

Term endowment ▶ 0.503 %

3a

Are there endowment funds not in the possession of the organization that are held and administered for the organization by

(i)

unrelated organizations . . . . .

3a(i)

Yes

No

(ii)

related organizations . . . . .

3a(ii)

Yes

No

b

If "Yes" to 3a(ii), are the related organizations listed as required on Schedule R?

3b

Yes

No

4

Describe in Part XIV the intended uses of the organization's endowment funds

Part VI

Investments—Land, Buildings, and Equipment. See Form 990, Part X, line 10.

Description of investment	(a) Cost or other basis (investment)	(b) Cost or other basis (other)	(c) Accumulated depreciation	(d) Book value
1a Land . . . . .		97,796,494		97,796,494
b Buildings . . . . .		4,177,438,639	1,494,747,420	2,682,691,218
c Leasehold improvements . . . . .		146,400,266	128,892,312	17,507,955
d Equipment . . . . .		1,480,689,465	1,133,164,782	347,524,683
e Other . . . . .		438,475,917		438,475,917
Total. Add lines 1a-1e (Column (d) should equal Form 990, Part X, column (B), line 10(c).) . . . . .				3,583,996,267



Part XI Reconciliation of Change in Net Assets from Form 990 to Financial Statements			
<b>1</b>	Total revenue (Form 990, Part VIII, column (A), line 12)	<b>1</b>	3,194,798,621
<b>2</b>	Total expenses (Form 990, Part IX, column (A), line 25)	<b>2</b>	3,575,001,813
<b>3</b>	Excess or (deficit) for the year Subtract line 2 from line 1	<b>3</b>	-380,203,192
<b>4</b>	Net unrealized gains (losses) on investments	<b>4</b>	1,864,260,985
<b>5</b>	Donated services and use of facilities	<b>5</b>	
<b>6</b>	Investment expenses	<b>6</b>	
<b>7</b>	Prior period adjustments	<b>7</b>	
<b>8</b>	Other (Describe in Part XIV)	<b>8</b>	-88,175,946
<b>9</b>	Total adjustments (net) Add lines 4 - 8	<b>9</b>	1,776,085,039
<b>10</b>	Excess or (deficit) for the year per financial statements Combine lines 3 and 9	<b>10</b>	1,395,881,847

Part XII Reconciliation of Revenue per Audited Financial Statements With Revenue per Return			
<b>1</b>	Total revenue, gains, and other support per audited financial statements . . . . .	<b>1</b>	4,686,902,000
<b>2</b>	Amounts included on line 1 but not on Form 990, Part VIII, line 12		
<b>a</b>	Net unrealized gains on investments . . . . .	<b>2a</b>	1,864,260,985
<b>b</b>	Donated services and use of facilities . . . . .	<b>2b</b>	
<b>c</b>	Recoveries of prior year grants . . . . .	<b>2c</b>	
<b>d</b>	Other (Describe in Part XIV) . . . . .	<b>2d</b>	-315,615,679
<b>e</b>	Add lines <b>2a</b> through <b>2d</b> . . . . .	<b>2e</b>	1,548,645,306
<b>3</b>	Subtract line <b>2e</b> from line <b>1</b> . . . . .	<b>3</b>	3,138,256,694
<b>4</b>	Amounts included on Form 990, Part VIII, line 12, but not on line <b>1</b>		
<b>a</b>	Investment expenses not included on Form 990, Part VIII, line 7b . . . . .	<b>4a</b>	58,794,306
<b>b</b>	Other (Describe in Part XIV) . . . . .	<b>4b</b>	-2,252,379
<b>c</b>	Add lines <b>4a</b> and <b>4b</b> . . . . .	<b>4c</b>	56,541,927
<b>5</b>	Total Revenue Add lines <b>3</b> and <b>4c</b> . (This should equal Form 990, Part I, line 12 ) . . . . .	<b>5</b>	3,194,798,621

Part XIII Reconciliation of Expenses per Audited Financial Statements With Expenses per Return			
<b>1</b>	Total expenses and losses per audited financial statements . . . . .	<b>1</b>	3,291,021,000
<b>2</b>	Amounts included on line 1 but not on Form 990, Part IX, line 25		
<b>a</b>	Donated services and use of facilities . . . . .	<b>2a</b>	
<b>b</b>	Prior year adjustments . . . . .	<b>2b</b>	
<b>c</b>	Other losses . . . . .	<b>2c</b>	
<b>d</b>	Other (Describe in Part XIV) . . . . .	<b>2d</b>	2,252,759
<b>e</b>	Add lines <b>2a</b> through <b>2d</b> . . . . .	<b>2e</b>	2,252,759
<b>3</b>	Subtract line <b>2e</b> from line <b>1</b> . . . . .	<b>3</b>	3,288,768,241
<b>4</b>	Amounts included on Form 990, Part IX, line 25, but not on line <b>1</b> :		
<b>a</b>	Investment expenses not included on Form 990, Part VIII, line 7b . . . . .	<b>4a</b>	58,794,306
<b>b</b>	Other (Describe in Part XIV) . . . . .	<b>4b</b>	227,439,266
<b>c</b>	Add lines <b>4a</b> and <b>4b</b> . . . . .	<b>4c</b>	286,233,572
<b>5</b>	Total expenses Add lines <b>3</b> and <b>4c</b> . (This should equal Form 990, Part I, line 18 ) . . . . .	<b>5</b>	3,575,001,813

**Part XIV Supplemental Information**

Complete this part to provide the descriptions required for Part II, lines 3, 5, and 9, Part III, lines 1a and 4, Part IV, lines 1b and 2b, Part V, line 4, Part X, Part XI, line 8, Part XII, lines 2d and 4b, and Part XIII, lines 2d and 4b. Also complete this part to provide any additional information.

Identifier	Return Reference	Explanation
SCHEDULE D, PART III, LINE 1A	WORKS OF ART AND SPECIAL COLLECTIONS	WORKS OF ART, HISTORICAL TREASURES, LITERARY WORKS, AND ARTIFACTS, WHICH ARE PRESERVED AND PROTECTED FOR EDUCATIONAL, RESEARCH AND PUBLIC EXHIBITION PURPOSES, ARE NOT CAPITALIZED. PURCHASES OF SUCH COLLECTIONS ARE RECORDED AS OPERATING EXPENSES IN THE PERIOD IN WHICH THEY ARE ACQUIRED.
SCHEDULE D, PART III, LINE 4		THE CANTOR ARTS CENTER AT STANFORD UNIVERSITY IS A MUSEUM COMMITTED TO INTELLECTUAL EXPLORATION AND THE PURSUIT OF KNOWLEDGE, FOSTERING A SENSE OF DISCOVERY THROUGH DIRECT EXPERIENCES WITH WORKS OF ART. THE CENTER COLLECTS, PRESERVES, AND STUDIES ART FROM ALL CULTURES AND PERIODS, SERVING THE UNIVERSITY AND THE PUBLIC THROUGH EXHIBITIONS AND PROGRAMS THAT INSPIRE THE UNDERSTANDING AND ENJOYMENT OF ART. SCHEDULE D, PART V, LINES 1B & 1E "CONTRIBUTIONS" (LINE 1B) INCLUDE CERTAIN INVESTMENT INCOME, CURRENT YEAR GIFTS TO ENDOWMENT, MATURED LIVING TRUSTS DIRECTED TO ENDOWMENT, PENDING FUNDS AND DONOR ADVISED FUNDS DESIGNATED TO ENDOWMENT AND OTHER EXPENDABLE FUNDS INVESTED IN THE ENDOWMENT. FOR FY 2010, THIS LINE ALSO INCLUDES \$58,000,000 OF ENDOWMENT FUNDS TRANSFERRED FROM THE LUCILE SALTER PACKARD CHILDREN'S HOSPITAL AT STANFORD, A RELATED ENTITY INCLUDED IN "OTHER EXPENDITURES FOR FACILITIES AND PROGRAMS" (LINE 1E) ARE FUNDS TRANSFERRED FROM ENDOWMENT PRINCIPAL TO SUPPORT SUCH FACILITIES AND PROGRAMS AND OTHER TRANSFERS FROM ENDOWMENT PRINCIPAL TO EXPENDABLE FUNDS. SCHEDULE D, PART V, LINE 2B APPROXIMATELY HALF OF THE AMOUNT ON LINE 2B REPRESENTS REALIZED AND UNREALIZED GAINS ON ENDOWMENT ASSETS. EACH YEAR, THE BOARD OF TRUSTEES DETERMINES THE PRUDENT PORTION OF THESE GAINS THAT WILL BECOME AVAILABLE FOR EXPENDITURE IN ACCORDANCE WITH THE CALIFORNIA UNIFORM PRUDENT MANAGEMENT OF INSTITUTIONAL FUNDS ACT. SCHEDULE D, PART V, LINE 3A(I) INCLUDED IN UNIVERSITY ENDOWMENT ARE SEVERAL TRUSTS MANAGED BY TRUSTEES NOT RELATED TO THE UNIVERSITY. SCHEDULE D, PART V, LINE 3A(II) AND LINE 3B INCLUDED IN THE ENDOWMENT BALANCE ON LINE 1G ARE THE ASSETS OF THE FREIDENRICH SUPPORT FOUNDATION, A RELATED ORGANIZATION.
SCHEDULE D, PART V, LINE 4	INTENDED USES OF THE ENDOWMENT FUNDS	IN 1885, LELAND AND JANE LATHROP STANFORD SAID OF THEIR FOUNDING GRANT "IT SHALL CONSTITUTE THE FOUNDATION AND ENDOWMENT FOR THE UNIVERSITY HEREIN PROVIDED, AND UPON THE TRUST THAT THE PRINCIPAL THEREOF SHALL FOREVER REMAIN INTACT, AND THAT THE RENTS, ISSUES, AND PROFITS THEREOF SHALL BE DEVOTED TO THE FOUNDATION AND MAINTENANCE OF THE UNIVERSITY HEREBY FOUNDED AND ENDOWED, AND THE USES AND PURPOSES HEREIN MENTIONED." TODAY, STANFORD'S ENDOWMENT CONSISTS OF THOUSANDS OF INDIVIDUAL FUNDS, MANY OF WHICH ARE RESTRICTED TO PARTICULAR USES (E.G., SCHOLARSHIP FUNDS FOR UNDERGRADUATES, FELLOWSHIP FUNDS TO SUPPORT GRADUATE STUDENTS, RESEARCH FUNDS DIRECTED TO MANY DIFFERENT AREAS, PROGRAM SUPPORT FUNDS, FUNDS TO SUPPORT PROFESSORS, FUNDS TO SUPPORT LECTURES, FUNDS TO PROVIDE BUILDING AND GROUND MAINTENANCE, FUNDS TO SUPPORT THE UNIVERSITY'S MUSEUM, FUNDS TO SUPPORT THE ACQUISITION OF LIBRARY MATERIALS). THE FUNDS ARE INVESTED IN PERPETUITY FOR LONG TERM GROWTH AND THE PAYOUT IS USED FOR THE PURPOSE SET FORTH IN THE GIFT DOCUMENT. SOME ENDOWMENT FUNDS DO NOT HAVE PURPOSE RESTRICTIONS AND THE PAYOUT FROM THESE FUNDS IS USED TO SUPPORT THE GENERAL OPERATIONS AND INFRASTRUCTURE OF THE UNIVERSITY AS WELL AS MANY OTHER PARTS OF THE UNIVERSITY. ENDOWMENT PAYOUT IS A RELIABLE SOURCE OF CONTINUING SUPPORT AND IS CRUCIAL TO THE FUNDING OF THE MANY LONG TERM COMMITMENTS THAT THE UNIVERSITY MUST MAKE. THE ENDOWMENT MAKES STANFORD LESS DEPENDENT ON OTHER MORE VARIABLE SOURCES OF INCOME. THE ENDOWMENT PAYOUT COVERS APPROXIMATELY 20% OF STANFORD'S TOTAL EXPENSES. STANFORD IS CURRENTLY DIRECTING CONSIDERABLE RESEARCH AND EDUCATION EFFORTS TOWARD ADDRESSING THE CHALLENGES CRUCIAL TO THE WORLD. IN PARTICULAR, IT IS SEEKING SOLUTIONS TO SOME OF THE MOST CHALLENGING PROBLEMS IN HUMAN HEALTH, INTERNATIONAL PEACE AND SECURITY AND THE ENVIRONMENT AND SUSTAINABILITY. STANFORD CONTINUES TO BE ONE OF FEW PRIVATE INSTITUTIONS THAT ENROLL AND ADMIT THE VERY BEST APPLICANTS, REGARDLESS OF THEIR FAMILIES' INCOME AND PROVIDE SUFFICIENT FINANCIAL AID FOR ALL ADMITTED STUDENTS TO ATTEND THE UNIVERSITY. ENDOWMENT SUPPORT CONTRIBUTES GREATLY TO THE SUCCESS OF THESE EFFORTS. AS A RESULT OF ENDOWMENT SUPPORT OF STUDENT AID, STANFORD IS ABLE TO WAIVE THE TOTAL COST OF TUITION FOR STUDENTS FROM MOST FAMILIES WITH INCOMES LESS THAN \$100,000. STUDENTS FROM MOST FAMILIES MAKING LESS THAN \$60,000 WILL HAVE THE FULL COST OF ATTENDANCE (PRINCIPALLY TUITION, ROOM & BOARD, AND BOOKS) COVERED. FOR THE YEAR ENDED AUGUST 31, 2010, ENDOWMENT PAYOUT SUPPORTED THE FOLLOWING BROAD FUNCTIONS OF THE UNIVERSITY: INSTRUCTION AND RESEARCH \$432,152,191; STUDENT FINANCIAL AID \$203,694,898; LIBRARIES \$18,506,399; SCHEDULE D, PART VI BALANCES AS REPORTED ON THE UNIVERSITY FINANCIAL STATEMENTS HAVE BEEN RECLASSIFIED TO COMPLY WITH 990 REPORTING REQUIREMENTS. SCHEDULE D, PART VII, INVESTMENTS - OTHER SECURITIES: CASH & CASH EQUIVALENTS \$625,207,662; COLLATERAL HELD FOR SECURITIES LOANED \$122,565,596; DERIVATIVES (\$85,440); FIXED INCOME \$415,651,433; REAL ESTATE \$3,402,206,582; NATURAL RESOURCES \$1,532,134,728; PRIVATE EQUITIES \$3,867,426,948; ABSOLUTE RETURN \$5,005,170,209; ASSETS HELD BY OTHER TRUSTEES \$152,743,608; OTHER \$151,120,334. ----- \$15,274,141,660 LESS HOSPITAL FUNDS INVESTED IN THE UNIVERSITY MERGED POOL (\$1,259,680,685) ----- ----- \$14,014,460,975.
SCHEDULE D, PART X	STANFORD DID NOT REPORT A FIN 48 LIABILITY	SCHEDULE D, PART XI, LINE 8 ADJUSTMENT TO EQUITY RELATING TO LIVING TRUSTS AND DERIVATIVES (\$88,175,946)
SCHEDULE D, PART XII, LINE 2D	FINANCIAL AID (\$227,439,266)	OTHER, INCLUDING ADJUSTMENT TO EQUITY RELATING TO LIVING TRUSTS AND DERIVATIVES (\$88,176,413)
SCHEDULE D, PART XII, LINE 4B	EXPENSES OF SPECIAL EVENTS FROM 990, PART VIII, LINE 8B (\$353,619)	COST OF GOODS SOLD FROM 990 PART VIII, LINE 10B (\$1,899,215) FINANCIAL STATEMENT ROUNDING \$455
SCHEDULE D, PART XIII LINE 2D	EXPENSES OF SPECIAL EVENTS FROM 990, PART VIII, LINE 8B \$353,619	COST OF GOODS SOLD FROM 990 PART VIII LINE 10B \$1,899,215 FINANCIAL STATEMENT ROUNDING (\$75) SCHEDULE D, PART XIII LINE 4B FINANCIAL AID \$227,439,266



SCHEDULE E

(Form 990 or 990-EZ)

Department of the Treasury  
Internal Revenue Service

Schools

►Complete if the organization answered "Yes" to Form 990, Part IV, line 13,  
or Form 990-EZ, Part VI, line 48.

► Attach to Form 990 or Form 990-EZ.

OMB No 1545-0047

2009

Open to Public  
Inspection

<b>Name of the organization</b> STANFORD UNIVERSITY BOARD OF TRUSTEES OF THE LELAND STANFORD JUNIOR UNIVERSITY	<b>Employer identification number</b>  94-1156365
--	---

	YES	NO
<b>1</b> Does the organization have a racially nondiscriminatory policy toward students by statement in its charter, bylaws, other governing instrument, or in a resolution of its governing body?	Yes	
<b>2</b> Does the organization include a statement of its racially nondiscriminatory policy toward students in all its brochures, catalogues, and other written communications with the public dealing with student admissions, programs, and scholarships?	Yes	
<b>3</b> Has the organization publicized its racially nondiscriminatory policy through newspaper or broadcast media during the period of solicitation for students, or during the registration period if it has no solicitation program, in a way that makes the policy known to all parts of the general community it serves? If "Yes," please describe If "No," please explain STANFORD MEETS THE CRITERIA OF SECTION 4 03 2(B) OF REV PROC 75-50 THROUGH ADMISSION AND FINANCIAL AID OFFICES OUTREACH PROGRAMS WHICH PUBLICIZE STANFORD UNIVERSITY'S ACADEMIC OPPORTUNITIES AT SECONDARY AND POST-SECONDARY SCHOOLS THROUGHOUT THE UNITED STATES		No
<b>4</b> Does the organization maintain the following? <b>a</b> Records indicating the racial composition of the student body, faculty, and administrative staff? <b>b</b> Records documenting that scholarships and other financial assistance are awarded on a racially nondiscriminatory basis? <b>c</b> Copies of all catalogues, brochures, announcements, and other written communications to the public dealing with student admissions, programs, and scholarships? <b>d</b> Copies of all material used by the organization or on its behalf to solicit contributions? If you answered "No" to any of the above, please explain If you need more space, use Schedule O (Form 990)	Yes	
<b>5</b> Does the organization discriminate by race in any way with respect to <b>a</b> Students' rights or privileges?  <b>b</b> Admissions policies?  <b>c</b> Employment of faculty or administrative staff?  <b>d</b> Scholarships or other financial assistance?  <b>e</b> Educational policies?  <b>f</b> Use of facilities?  <b>g</b> Athletic programs?  <b>h</b> Other extracurricular activities? If you answered "Yes" to any of the above, please explain If you need more space, use Schedule O (Form 990)		No
<b>6a</b> Does the organization receive any financial aid or assistance from a governmental agency?	Yes	
<b>6b</b> Has the organization's right to such aid ever been revoked or suspended? If you answered "Yes" to either line 6a or line 6b, explain on Schedule O (Form 990)		No
<b>7</b> Does the organization certify that it has complied with the applicable requirements of sections 4 01 through 4 05 of Rev Proc 75-50, 1975-2 C B 587, covering racial nondiscrimination? If "No," explain on Schedule O (Form 990)	Yes	



**Part II** **Grants and Other Assistance to Organizations or Entities Outside the United States.** Complete if the organization answered "Yes" to Form 990, Part IV, line 15, for any recipient who received more than \$5,000. Check this box if no one recipient received more than \$5,000 . . . . . ☐ ☐  
 Use Schedule F-1 (Form 990) if additional space is needed.

[illegible]

<b>2</b>	Enter total number of recipient organizations listed above that are recognized as charities by the foreign country, recognized as tax-exempt by the IRS, or for which the grantee or counsel has provided a section 501(c)(3) equivalency letter . . . . .	52
<b>3</b>	Enter total number of other organizations or entities . . . . .	3





Additional Data

Software ID:  
Software Version:  
EIN: 94-1156365  
Name: STANFORD UNIVERSITY BOARD OF TRUSTEES  
OF THE LELAND STANFORD JUNIOR UNIVERSITY

Form 990 Schedule F Part I - Activities Outside The United States

(a) Region	(b) Number of offices in the region	(c) Number of employees or agents in region	(d) Activities conducted in region (by type) (i.e., fundraising, program services, grants to recipients located in the region)	(e) If activity listed in (d) is a program service, describe specific type of service(s) in region	(f) Total expenditures for region
East Asia and the Pacific	2	6	Program Services	STUDY ABROAD	3,202,798
Europe (Including Iceland and Greenland)	5	23	Program Services	STUDY ABROAD	6,400,144
North America			Program Services	STUDY ABROAD	44,020
Russia and the Newly Independent States	1	3	Program Services	STUDY ABROAD	572,861
South America	1	4	Program Services	STUDY ABROAD	811,976
South Asia			Program Services	STUDY ABROAD	37,147
Sub-Saharan Africa	1	5	Program Services	STUDY ABROAD	786,779
East Asia and the Pacific			Program Services	EDUCATION CONFERENCES	155,147
Europe (Including Iceland and Greenland)			Program Services	EDUCATION EXECUTIVE	100,137
Europe (Including Iceland and Greenland)			Program Services	EDUCATION TRAVEL	1,583,969
North America			Program Services	EDUCATION TRAVEL	285,812
South America			Program Services	EDUCATION TRAVEL	343,115
East Asia and the Pacific			Program Services	RESEARCH	382,810
Europe (Including Iceland and Greenland)			Program Services	RESEARCH	287,012
South America			Program Services	RESEARCH	44,346
South Asia			Program Services	RESEARCH	66,872
Sub-Saharan Africa		1	Program Services	RESEARCH	145,897
East Asia and the Pacific			Program Services	RESEARCH SUB-AWARD	1,533,442
Europe (Including Iceland and Greenland)			Program Services	RESEARCH SUB-AWARD	3,354,470
North America			Program Services	RESEARCH SUB-AWARD	142,914
East Asia and the Pacific		1	Program Services	RESEARCH CONSTRUCTION	1,121,112
East Asia and the Pacific			Program Services	ACADEMIC CONFERENCE	351,467
Europe (Including Iceland and Greenland)			Program Services	ACADEMIC CONFERENCE	251,136
Middle East and North Africa			Program Services	ACADEMIC CONFERENCE	21,476
North America			Program Services	ACADEMIC CONFERENCE	31,433
South America			Program Services	ACADEMIC CONFERENCE	13,453
South Asia			Program Services	ACADEMIC CONFERENCE	9,702
Sub-Saharan Africa			Program Services	ACADEMIC CONFERENCE	26,557
Central America and the Caribbean			Program Services	EDUCATION	135,883
East Asia and the Pacific			Program Services	EDUCATION	2,881,806
Europe (Including Iceland and Greenland)			Program Services	EDUCATION	5,238,493
Middle East and North Africa			Program Services	EDUCATION	477,118
North America			Program Services	EDUCATION	994,330
Russia and the Newly Independent States			Program Services	EDUCATION	100,041
South America			Program Services	EDUCATION	468,021
South Asia			Program Services	EDUCATION	571,862
Sub-Saharan Africa			Program Services	EDUCATION	418,786
Central America and the Caribbean			Program Services	LIBRARIES	2,100
East Asia and the Pacific			Program Services	LIBRARIES	47,007
Europe (Including Iceland and Greenland)			Program Services	LIBRARIES	234,724
Middle East and North Africa			Program Services	LIBRARIES	2,490
North America			Program Services	LIBRARIES	18,671
Russia and the Newly Independent States			Program Services	LIBRARIES	12,598
South America			Program Services	LIBRARIES	5,837
Sub-Saharan Africa			Program Services	LIBRARIES	2,405
Central America and the Caribbean			Program Services	RESEARCH	53,811
East Asia and the Pacific			Program Services	RESEARCH	1,809,200
Europe (Including Iceland and Greenland)			Program Services	RESEARCH	5,105,654
Middle East and North Africa			Program Services	RESEARCH	176,944
North America			Program Services	RESEARCH	658,175
Russia and the Newly Independent States			Program Services	RESEARCH	98,672
South America			Program Services	RESEARCH	193,891
South Asia			Program Services	RESEARCH	130,911
Sub-Saharan Africa			Program Services	RESEARCH	347,069
Central America and the Caribbean			Program Services	CLINICAL ACTIVITIES	6,470
East Asia and the Pacific			Program Services	CLINICAL ACTIVITIES	41,261
Europe (Including Iceland and Greenland)			Program Services	CLINICAL ACTIVITIES	43,996
Middle East and North Africa			Program Services	CLINICAL ACTIVITIES	2,889
North America			Program Services	CLINICAL ACTIVITIES	63,364
South Asia			Program Services	CLINICAL ACTIVITIES	7,523
Sub-Saharan Africa			Program Services	CLINICAL ACTIVITIES	4,151
Central America and the Caribbean			Program Services	EXTERNAL RELATIONS	6,285
East Asia and the Pacific			Program Services	EXTERNAL RELATIONS	119,088
Europe (Including Iceland and Greenland)			Program Services	EXTERNAL RELATIONS	224,677
Middle East and North Africa			Program Services	EXTERNAL RELATIONS	3,718
North America			Program Services	EXTERNAL RELATIONS	28,787
South America			Program Services	EXTERNAL RELATIONS	7,359
South Asia			Program Services	EXTERNAL RELATIONS	2,249
Sub-Saharan Africa			Program Services	EXTERNAL RELATIONS	47,051
Central America and the Caribbean			Program Services	RECRUITMENT/ADMISSIONS	2,328
East Asia and the Pacific			Program Services	RECRUITMENT/ADMISSIONS	95,078
Europe (Including Iceland and Greenland)			Program Services	RECRUITMENT/ADMISSIONS	40,764
Middle East and North Africa			Program Services	RECRUITMENT/ADMISSIONS	18,331
North America			Program Services	RECRUITMENT/ADMISSIONS	48,021
Russia and the Newly Independent States			Program Services	RECRUITMENT/ADMISSIONS	5,573
South America			Program Services	RECRUITMENT/ADMISSIONS	13,399
South Asia			Program Services	RECRUITMENT/ADMISSIONS	12,734
Sub-Saharan Africa			Program Services	RECRUITMENT/ADMISSIONS	3,148
Central America and the Caribbean			Program Services	ADMINISTRATION	17,366
East Asia and the Pacific			Program Services	ADMINISTRATION	53,234
Europe (Including Iceland and Greenland)			Program Services	ADMINISTRATION	120,293
Middle East and North Africa			Program Services	ADMINISTRATION	862
North America			Program Services	ADMINISTRATION	11,306
Russia and the Newly Independent States			Program Services	ADMINISTRATION	1,856
South America			Program Services	ADMINISTRATION	20,412
South Asia			Program Services	ADMINISTRATION	10,753
Central America and the Caribbean			Investments	FOREIGN TRAVEL	10,268
East Asia and the Pacific			Investments	FOREIGN TRAVEL	46,264
Europe (Including Iceland and Greenland)			Investments	FOREIGN TRAVEL	120,919
Middle East and North Africa			Investments	FOREIGN TRAVEL	2,615
North America			Investments	FOREIGN TRAVEL	7,369
Russia and the Newly Independent States			Investments	FOREIGN TRAVEL	7,219
South America			Investments	FOREIGN TRAVEL	16,207
South Asia			Investments	FOREIGN TRAVEL	27,643
East Asia and the Pacific			Fundraising	FOREIGN TRAVEL	226,777
Europe (Including Iceland and Greenland)		1	Fundraising	FOREIGN TRAVEL	40,982
Middle East and North Africa			Fundraising	FOREIGN TRAVEL	109
North America			Fundraising	FOREIGN TRAVEL	5,231
East Asia and the Pacific			Fundraising	FOREIGN TRAVEL	143,247
Europe (Including Iceland and Greenland)			Fundraising	FOREIGN TRAVEL	59,481
East Asia and the Pacific			Grantmaking	GRANT-FUNDED SUBAWARDS	940,471
Europe (Including Iceland and Greenland)			Grantmaking	GRANT-FUNDED SUBAWARDS	1,181,291
Middle East and North Africa			Grantmaking	GRANT-FUNDED SUBAWARDS	129,908
North America			Grantmaking	GRANT-FUNDED SUBAWARDS	1,198,311
South America			Grantmaking	GRANT-FUNDED SUBAWARDS	30,018
South Asia			Grantmaking	GRANT-FUNDED SUBAWARDS	441,817
Sub-Saharan Africa			Grantmaking	GRANT-FUNDED SUBAWARDS	690,924
Europe (Including Iceland and Greenland)			Grantmaking	INTERNSHIP STIPENDS	149,062
East Asia and the Pacific			Grantmaking	STIPENDS	279,000
South Asia			Grantmaking	LOAN FORGIVENESS	5,325
Europe (Including Iceland and Greenland)			Grantmaking	FELLOWSHIP	45,000
East Asia and the Pacific			Grantmaking	RESEARCH FELLOWSHIPS	6,020
Europe (Including Iceland and Greenland)			Grantmaking	RESEARCH FELLOWSHIPS	66,316
North America			Grantmaking	RESEARCH FELLOWSHIPS	5,000
South Asia			Grantmaking	RESEARCH FELLOWSHIPS	24,000
Central America and the Caribbean			Grantmaking	UNDERGRAD RESEARCH	5,600
East Asia and the Pacific			Grantmaking	UNDERGRAD RESEARCH	48,725
Europe (Including Iceland and Greenland)			Grantmaking	UNDERGRAD RESEARCH	50,046
Middle East and North Africa			Grantmaking	UNDERGRAD RESEARCH	5,600
North America			Grantmaking	UNDERGRAD RESEARCH	5,000
Russia and the Newly Independent States			Grantmaking	UNDERGRAD RESEARCH	5,600
South America			Grantmaking	UNDERGRAD RESEARCH	32,870
South Asia			Grantmaking	UNDERGRAD RESEARCH	5,296
Sub-Saharan Africa			Grantmaking	UNDERGRAD RESEARCH	37,000
Central America and the Caribbean			Grantmaking	SERVICE LEARNING	17,000
East Asia and the Pacific			Grantmaking	SERVICE LEARNING	23,000
Europe (Including Iceland and Greenland)			Grantmaking	SERVICE LEARNING	12,750
Middle East and North Africa			Grantmaking	SERVICE LEARNING	6,500
South America			Grantmaking	SERVICE LEARNING	5,000
South Asia			Grantmaking	SERVICE LEARNING	14,200
Sub-Saharan Africa			Grantmaking	SERVICE LEARNING	64,250
Central America and the Caribbean			Grantmaking	EARTHQUAKE RELIEF	159,500

Form 990 Schedule F Part II - Grants or Entities Outside The United States

(a) Name of organization	(b) IRS code section and EIN (if applicable)	(c) Region	(d) Purpose of grant	(e) Amount of cash grant	(f) Manner of cash disbursement	(g) Amount of non-cash assistance	(h) Description of non-cash assistance	(i) Method of valuation (book, FMV, appraisal, other)
		East Asia/Pacific	Sub-award	82,439	check			
		East Asia/Pacific	sub-award	6,469	check/wire			
		East Asia/Pacific	sub-award	48,146	wire			
		East Asia/Pacific	sub-award	497,772	check/wire			
		East Asia/Pacific	sub-award	248,844	wire			
		East Asia/Pacific	sub-award	41,801	check			
		East Asia/Pacific	sub-award	15,000	wire			
		Europe/Iceland/Greenland	sub-award	141,299	check			
		Europe/Iceland/Greenland	sub-award	25,000	check			
		Europe/Iceland/Greenland	sub-award	229,327	check/wire			
		Europe/Iceland/Greenland	sub-award	474,656	check			
		Europe/Iceland/Greenland	sub-award	141,943	check			
		Europe/Iceland/Greenland	sub-award	47,443	check			
		Europe/Iceland/Greenland	sub-award	48,774	check			
		Europe/Iceland/Greenland	sub-award	72,849	check			
		North America	sub-award	13,199	check			
		North America	sub-award	10,543	check			
		North America	sub-award	55,093	check			
		North America	sub-award	424,892	check			
		North America	sub-award	235,134	check			
		North America	sub-award	66,909	check			
		North America	sub-award	240,065	check			
		North America	sub-award	6,740	check			
		North America	sub-award	29,080	check			
		North America	sub-award	74,656	check/wire			
		North America	sub-award	42,000	wire			
		Middle East/North Africa	sub-award	129,908	check			
		South America	sub-award	30,018	check			
		South Asia	sub-award	35,081	CHECK/WIRE			
		South Asia	sub-award	367,258	wire			

(a) Name of organization	(b) IRS code section and EIN (if applicable)	(c) Region	(d) Purpose of grant	(e) Amount of cash grant	(f) Manner of cash disbursement	(g) Amount of non-cash assistance	(h) Description of non-cash assistance	(i) Method of valuation (book, FMV, appraisal, other)
		South Asia	sub-award	32,397	check			
		Sub-Saharan Africa	sub-award	60,902	wire			
		Sub-Saharan Africa	sub-award	52,579	wire			
		Sub-Saharan Africa	sub-award	36,647	check/wire			
		Sub-Saharan Africa	sub-award	50,000	wire			
		Sub-Saharan Africa	sub-award	203,196	wire			
		Cent America/Caribbean	Earthquake relief-patient care	159,500	check			

Form 990 Schedule F Part III - Grants and Assistance to Individuals Outside The U S

(a) Type of grant or assistance	(b) Region	(c)Number of recipients	(d) Amount of cash grant	(e) Manner of cash disbursement	(f) Amount of non-cash assistance	(g) Description of non-cash assistance	(h) Method of valuation (book, FMV, appraisal, other)
RESEARCH GRANTS - UNDERGRADUATE	Cent America/Caribbean	1	5,600	EFT			
RESEARCH GRANTS - UNDERGRADUATE	East Asia/Pacific	9	48,725	EFT			
RESEARCH GRANTS - UNDERGRADUATE	Europe/Iceland/Greenland	9	50,046	EFT			
RESEARCH GRANTS - UNDERGRADUATE	Middle East/North Africa	1	5,600	EFT			
RESEARCH GRANTS - UNDERGRADUATE	North America	1	5,000	EFT			
RESEARCH GRANTS - UNDERGRADUATE	Russia	1	5,600	EFT			
RESEARCH GRANTS - UNDERGRADUATE	South America	6	32,870	EFT			
RESEARCH GRANTS - UNDERGRADUATE	South Asia	1	5,296	EFT			
RESEARCH GRANTS - UNDERGRADUATE	Sub-Saharan Africa	6	37,000	EFT			
SERVICE LEARNING FELLOWSHIPS	Cent America/Caribbean	3	17,000	EFT			
SERVICE LEARNING FELLOWSHIPS	East Asia/Pacific	4	23,000	EFT			
SERVICE LEARNING FELLOWSHIPS	Europe/Iceland/Greenland	2	12,750	EFT			
SERVICE LEARNING FELLOWSHIPS	Middle East/North Africa	1	6,500	EFT			
SERVICE LEARNING FELLOWSHIPS	South America	1	5,000	EFT			
SERVICE LEARNING FELLOWSHIPS	South Asia	2	14,200	EFT			
SERVICE LEARNING FELLOWSHIPS	Sub-Saharan Africa	6	64,250	EFT			
SCHOLARSHIPS	East Asia/Pacific	26	279,000	wire			
INTERNSHIPS STIPENDS	Europe/Iceland/Greenland	46	149,062	wire			
FELLOWSHIP	Europe/Iceland/Greenland	1	45,000	wire			
RESEARCH GRANTS - SENIOR SCHOLAR SUPPORT	East Asia/Pacific	1	6,020	check			
RESEARCH GRANTS - SENIOR SCHOLAR SUPPORT	Europe/Iceland/Greenland	5	66,316	check			
RESEARCH GRANTS - SENIOR SCHOLAR SUPPORT	North America	1	5,000	check			
RESEARCH GRANTS - SENIOR SCHOLAR SUPPORT	South Asia	1	24,000	wire			
LOAN FORGIVENESS	South Asia	1	5,325	check			



SCHEDULE G  
(Form 990 or 990-EZ)

Department of the Treasury  
Internal Revenue Service

Supplemental Information Regarding  
Fundraising or Gaming Activities

Complete if the organization answered "Yes" to Form 990, Part IV, lines 17, 18, or 19,  
or if the organization entered more than \$15,000 on Form 990-EZ, line 6a.  
▶ Attach to Form 990 or Form 990-EZ. ▶ See separate instructions.

OMB No. 1545-0047

2009

Open to Public Inspection

Name of the organization  
STANFORD UNIVERSITY BOARD OF TRUSTEES  
OF THE LELAND STANFORD JUNIOR UNIVERSITY

Employer identification number  
94-1156365

Part I Fundraising Activities. Complete if the organization answered "Yes" to Form 990, Part IV, line 17.  
Form 990-EZ filers are not required to complete this part.

1

Indicate whether the organization raised funds through any of the following activities. Check all that apply.

a

☐ Mail solicitations

b

☐ Internet and e-mail solicitations

c

☐ Phone solicitations

d

☐ In-person solicitations

e

☐ Solicitation of non-government grants

f

☐ Solicitation of government grants

g

☐ Special fundraising events

2a

Did the organization have a written or oral agreement with any individual (including officers, directors, trustees or key employees listed in Form 990, Part VII) or entity in connection with professional fundraising activities?

☐ Yes ☐ No

b

If "Yes," list the ten highest paid individuals or entities (fundraisers) pursuant to agreements under which the fundraiser is to be compensated at least \$5,000 by the organization. Form 990-EZ filers are not required to complete this table.

(i) Name of individual or entity (fundraiser)	(ii) Activity	(iii) Did fundraiser have custody or control of contributions?		(iv) Gross receipts from activity	(v) Amount paid to (or retained by) fundraiser listed in col (i)	(vi) Amount paid to (or retained by) organization
		Yes	No			
Total . . . . . ▶						

3

List all states in which the organization is registered or licensed to solicit funds or has been notified it is exempt from registration or licensing.

Part II Fundraising Events.

Complete if the organization answered "Yes" to Form 990, Part IV, line 18, or reported more than \$15,000 on Form 990-EZ, line 6a. List events with gross receipts greater than \$5,000.

		(a) Event #1	(b) Event #2	(c) Other Events	(d) Total Events
		UNDER ONE LUNCH (event type)	TAILGATES (event type)	6 (total number)	(Add col (a) through col (c))
Revenue	1	Gross receipts . . . .	236,587	28,130	75,186
	2	Less Charitable contributions . . . .	227,087		227,087
	3	Gross income (line 1 minus line 2) . . . .	9,500	28,130	75,186
Direct Expenses	4	Cash prizes . . . .			
	5	Non-cash prizes . . . .			
	6	Rent/facility costs . . . .	1,500	4,200	5,700
	7	Food and beverages . . . .			
	8	Entertainment . . . .			
	9	Other direct expenses . . . .	67,812	94,164	185,943
	10	Direct expense summary Add lines 4 through 9 in column (d) . . . . .			353,619
	11	Net income summary Combine lines 3, column d, and line 10. . . . .			-240,803

Part III Gaming.

Complete if the organization answered "Yes" to Form 990, Part IV, line 19, or reported more than \$15,000 on Form 990-EZ, line 6a.

		(a) Bingo	(b) Pull tabs/Instant bingo/progressive bingo	(c) Other gaming	(d) Total gaming
					(Add col (a) through col (c))
Revenue	1	Gross revenue . . . . .			
	2	Cash prizes . . . . .			
Direct Expenses	3	Non-cash prizes . . . . .			
	4	Rent/facility costs . . . . .			
	5	Other direct expenses . . . . .			
	6	Volunteer labor . . . . .	<input type="checkbox"/> Yes _____ % <input type="checkbox"/> No	<input type="checkbox"/> Yes _____ % <input type="checkbox"/> No	<input type="checkbox"/> Yes _____ % <input type="checkbox"/> No
	7	Direct expense summary Add lines 2 through 5 in column (d) . . . . .			
	8	Net gaming income summary Combine lines 1, column d, and line 7 . . . . .			

		Yes	No
9	Enter the state(s) in which the organization operates gaming activities _____		
a	Is the organization licensed to operate gaming activities in each of these states? . . . . .	9a	
b	If "No," Explain _____ _____		
10a	Were any of the organization's gaming licenses revoked, suspended or terminated during the tax year?	10a	
b	If "Yes," Explain _____ _____		
11	Does the organization operate gaming activities with nonmembers? . . . . .	11	
12	Is the organization a grantor, beneficiary or trustee of a trust or a member of a partnership or other entity formed to administer charitable gaming? . . . . .	12	

		<b>Yes</b>	<b>No</b>
<b>13</b>	Indicate the percentage of gaming activity operated in		
<b>a</b>	The organization's facility . . . . . <b>13a</b>		
<b>b</b>	An outside facility . . . . . <b>13b</b>		
<b>14</b>	Enter the name and address of the person who prepares the organization's gaming/special events books and records		
Name ► _____			
Address ► _____			
<b>15a</b>	Does the organization have a contract with a third party from whom the organization receives gaming revenue? . . . . .	<b>15a</b>	
<b>b</b>	If "Yes," enter the amount of gaming revenue received by the organization ► \$ _____ and the amount of gaming revenue retained by the third party ► \$ _____		
<b>c</b>	If "Yes," enter name and address		
Name ► _____			
Address ► _____			
<b>16</b>	Gaming manager information		
Name ► _____			
Gaming manager compensation ► \$ _____			
Description of services provided ► _____			
<input type="checkbox"/> Director/officer <input type="checkbox"/> Employee <input type="checkbox"/> Independent contractor			
<b>17</b>	Mandatory distributions		
<b>a</b>	Is the organization required under state law to make charitable distributions from the gaming proceeds to retain the state gaming license? . . . . .	<b>17a</b>	
<b>b</b>	Enter the amount of distributions required under state law distributed to other exempt organizations or spent in the organization's own exempt activities during the tax year ► \$ _____		

Schedule I  
(Form 990)

Department of the Treasury  
Internal Revenue Service

Name of the organization  
STANFORD UNIVERSITY BOARD OF TRUSTEES  
OF THE LELAND STANFORD JUNIOR UNIVERSITY

Grants and Other Assistance to Organizations,  
Governments and Individuals in the United States

Complete if the organization answered "Yes," to Form 990, Part IV, line 21 or 22.  
▶ Attach to Form 990

OMB No 1545-0047

2009

Open to Public  
Inspection

Employer identification number  
94-1156365

Part I

General Information on Grants and Assistance

- 1

Does the organization maintain records to substantiate the amount of the grants or assistance, the grantees' eligibility for the grants or assistance, and the selection criteria used to award the grants or assistance? . . . . .

☒ Yes ☐ No
- 2

Describe in Part IV the organization's procedures for monitoring the use of grant funds in the United States

Part II

Grants and Other Assistance to Governments and Organizations in the United States. Complete if the organization answered "Yes" to Form 990, Part IV, line 21 for any recipient that received more than \$5,000. Check this box if no one recipient received more than \$5,000. Use Part IV and Schedule I-1 (Form 990) if additional space is needed . . . . . ▶ ☐

(a) Name and address of organization or government	(b) EIN	(c) IRC Code section if applicable	(d) Amount of cash grant	(e) Amount of non-cash assistance	(f) Method of valuation (book, FMV, appraisal, other)	(g) Description of non-cash assistance	(h) Purpose of grant or assistance
See Additional Data Table							

2

Enter total number of section 501(c)(3) and government organizations . . . . .

22

3

Enter total number of other organizations . . . . .

0

**Part III** **Grants and Other Assistance to Individuals in the United States.** Complete if the organization answered "Yes" to Form 990, Part IV, line 22.  
Use Schedule I-1 (Form 990) if additional space is needed.

[illegible]

**Part IV** **Supplemental Information.** Complete this part to provide the information required in Part I, line 2, and any other additional information.

[illegible]

Software ID:

Software Version:

EIN: 94-1156365

Name: STANFORD UNIVERSITY BOARD OF TRUSTEES  
OF THE LELAND STANFORD JUNIOR UNIVERSITY

Form 990,Schedule I, Part II, Grants and Other Assistance to Governments and Organizations in the United States

(a) Name and address of organization or government	(b) EIN	(c) IRC Code section if applicable	(d) Amount of cash grant	(e) Amount of non-cash assistance	(f) Method of valuation (book, FMV , appraisal, other)	(g) Description of non-cash assistance	(h) Purpose of grant or assistance
ALLIANCE FOR SCHOOL CHOICE1660 L ST NW STE 1000 C/O FONDA ANDERSON Washington,DC 20036	52-2111508	501(c)(3)	25,000				Research and Educ
UCSB FOUNDATIONUCSB DEV OFFICE SANTA BARBARA,CA 93106	23-7314834	501(c)(3)	100,000				public univ support
MAKING WAVES EDUCATION PROGRAM50 S LASALLE STREET c/o Glenn Holsclaw Executive Direc CHICAGO,IL 60603	94-3267851	501(c)(3)	100,000				education assistance program
SANTA BARBARA COTTAGE HOSPITAL FDnPO BOX 689 C/O SUZANNE RYAN CURRAN DALSTON Los Angeles,CA 93102	95-3802238	501(c)(3)	250,000				Hospital
SANTA BARBARA CENTER FOR PERFORMING ARTS14 E CARILLO ST SB,CA 931016727	95-3847102	501(c)(3)	20,000				THEATRE
OAKLAND CHILDREN'S FAIRYLAND699 BELLEVUE AVENUE c/o CJ Hirschfield Executive Direc OAKLAND,CA 94610	94-3209054	501(c)(3)	25,000				CHILDREN'S PARK
GIRLS INC OF ALAMEDA COUNTY13666 E 14TH STREET C/O JANELLE CAVANAGH CDO SAN LEANDRO,CA 94578	94-1558073	501(c)(3)	15,000				YOUTH SERVICES
Juvenile diabetes research foundation49 STEVENSON STREET SUITE 1200 SAN FRANCISCO,CA 94105	23-1907729	501(c)(3)	10,000				Research and Educ
ARTHRITIS FOUNDATION-NORTHERN CALIFORNIA 657 MISSION ST SUITE 603 C/O TERRY BYRNES SAN FRANCISCO,CA 94105	94-1212126	501(c)(3)	10,000				GENERAL GRANT
Lincoln Child Center4368 Lincoln ave C/O CRISTINE STONER-MERTZ oakland,CA 94602	94-1156501	501(c)(3)	10,000				YOUTH SERVICES

Form 990,Schedule I, Part II, Grants and Other Assistance to Governments and Organizations in the United States

(a) Name and address of organization or government	(b) EIN	(c) IRC Code section if applicable	(d) Amount of cash grant	(e) Amount of non-cash assistance	(f) Method of valuation (book, FMV , appraisal, other)	(g) Description of non-cash assistance	(h) Purpose of grant or assistance
VILLANOVA University800 LANCASTER AVE OFFICE OF UNIVERSITY ADVANCEMENT VILLANOVA,PA 19085	23-1352688	501(c)(3)	20,000				SCHOLARSHIP FUND
EMBRACE20170 THELMA AVE C/O LINUS LIANG SARATOGA,CA 95070	83-0509261	501(c)(3)	20,000				GENERAL GRANT
SCHWAB CHARITABLE FUND211 MAIN STREET SAN FRANCISCO,CA 94105	31-1640316	501(c)(3)	268,500				GENERAL GRANT
UNION COLLEGE807 UNION ST C/O STEPHEN DARE VP COLLEGE RELATI SCHENECTADY,NY 12308	20-0163689	501(c)(3)	35,000				ACADEMIC AFFAIRS
MENLO PARK PRESBYTERIAN CHURCH 950 SANTA CRUZ AVE MENLO PARK,CA 94025	94-1167435	501(c)(3)	100,000				GENERAL GRANT
PIONEER FUND733 BROAD STREET OFFICE OF COLLEGE ALUMNI RELATIONS GRINNELL,IA 501121690	42-0680387	501(C)(3)	20,000				GENERAL GRANT
MENLO PARK AThERTON EDUCATION FOUNDATION PO BOX 584 MENLO PARK,CA 940260584	94-2871701	501(c)(3)	10,000				GENERAL GRANT
VALLEY PRESBYTERIAN CHURCH945 PORTOLA ROAD PORTOLA VALLEY,CA 94028	94-1556664	501(C)(3)	7,500				TEKAX WATER PROJECT
COMPUTER HISTORY MUSEUM1401 N SHORELINE BLVD MNT VIEW,CA 94043	77-0507525	501(C)(3)	20,000				GENERAL GRANT
VENTURE PHILANTHROPY PARTNERS1201 15TH STREETNW SUITE 420 WASHINGTON,DC 20005	31-1713618	501(c)(3)	200,000				GENERAL GRANT

Form 990, Schedule I, Part II, Grants and Other Assistance to Governments and Organizations in the United States

(a) Name and address of organization or government	(b) EIN	(c) IRC Code section if applicable	(d) Amount of cash grant	(e) Amount of non-cash assistance	(f) Method of valuation (book, FMV, appraisal, other)	(g) Description of non-cash assistance	(h) Purpose of grant or assistance
STRIVE FOR COLLEGE COLLABORATIVE3089 22ND ST 301 SAN FRANCISCO, CA 94110	26-2499144	501(C)(3)	20,000				GENERAL GRANT
GRINNELL COLLEGE733 BROAD STREET OFFICE OF DEVELOPMENT GRINNELL,IA 501121690	42-0680387	501(C)(3)	10,000				ATHLETICS



Schedule J  
(Form 990)

Compensation Information

OMB No 1545-0047

2009

Open to Public Inspection

For certain Officers, Directors, Trustees, Key Employees, and Highest Compensated Employees

▶ Complete if the organization answered "Yes" to Form 990, Part IV, question 23.

▶ Attach to Form 990. ▶ See separate instructions.

Name of the organization

STANFORD UNIVERSITY BOARD OF TRUSTEES  
OF THE LELAND STANFORD JUNIOR UNIVERSITY

Employer identification number

94-1156365

Part I

Questions Regarding Compensation

		Yes	No
1a	Check the appropriate box(es) if the organization provided any of the following to or for a person listed in Form 990, Part VII, Section A, line 1a. Complete Part III to provide any relevant information regarding these items. <div><div><input checked="" type="checkbox"/> First-class or charter travel</div><div><input checked="" type="checkbox"/> Travel for companions</div><div><input type="checkbox"/> Tax idemnification and gross-up payments</div><div><input type="checkbox"/> Discretionary spending account</div><div><input checked="" type="checkbox"/> Housing allowance or residence for personal use</div><div><input type="checkbox"/> Payments for business use of personal residence</div><div><input type="checkbox"/> Health or social club dues or initiation fees</div><div><input checked="" type="checkbox"/> Personal services (e g , maid, chauffeur, chef)</div></div>		
b	If any of the boxes in line 1a are checked, did the organization follow a written policy regarding payment or reimbursement or provision of all the expenses described above? If "No," complete Part III to explain	1b	Yes
2	Did the organization require substantiation prior to reimbursing or allowing expenses incurred by all officers, directors, trustees, and the CEO/Executive Director, regarding the items checked in line 1a?	2	Yes
3	Indicate which, if any, of the following the organization uses to establish the compensation of the organization's CEO/Executive Director. Check all that apply. <div><div><input checked="" type="checkbox"/> Compensation committee</div><div><input checked="" type="checkbox"/> Independent compensation consultant</div><div><input checked="" type="checkbox"/> Form 990 of other organizations</div><div><input type="checkbox"/> Written employment contract</div><div><input checked="" type="checkbox"/> Compensation survey or study</div><div><input checked="" type="checkbox"/> Approval by the board or compensation committee</div></div>		
4	During the year, did any person listed in Form 990, Part VII, Section A, line 1a with respect to the filing organization or a related organization: <div><div>a Receive a severance payment or change-of-control payment?</div><div>b Participate in, or receive payment from, a supplemental nonqualified retirement plan?</div><div>c Participate in, or receive payment from, an equity-based compensation arrangement?</div></div> If "Yes" to any of lines 4a-c, list the persons and provide the applicable amounts for each item in Part III	4a	Yes
		4b	Yes
		4c	No
	Only 501(c)(3) and 501(c)(4) organizations only must complete lines 5-9.		
5	For persons listed in form 990, Part VII, Section A, line 1a, did the organization pay or accrue any compensation contingent on the revenues of: <div><div>a The organization?</div><div>b Any related organization?</div></div> If "Yes," to line 5a or 5b, describe in Part III	5a	No
		5b	No
6	For persons listed in form 990, Part VII, Section A, line 1a, did the organization pay or accrue any compensation contingent on the net earnings of: <div><div>a The organization?</div><div>b Any related organization?</div></div> If "Yes," to line 6a or 6b, describe in Part III	6a	No
		6b	No
7	For persons listed in Form 990, Part VII, Section A, line 1a, did the organization provide any non-fixed payments not described in lines 5 and 6? If "Yes," describe in Part III	7	Yes
8	Were any amounts reported in Form 990, Part VII, paid or accrued pursuant to a contract that was subject to the initial contract exception described in Regs section 53.4958-4(a)(3)? If "Yes," describe in Part III	8	Yes
9	If "Yes" to line 8, did the organization also follow the rebuttable presumption procedure described in Regulations section 53.4958-6(c)?	9	Yes

For each individual whose compensation must be reported in Schedule J, report compensation from the organization on row (i) and from related organizations, described in the instructions on row (ii). Do not list any individuals that are not listed on Form 990, Part VII.

**Note.** The sum of columns (B)(i)-(iii) must equal the applicable column (D) or column (E) amounts on Form 990, Part VII, line 1a

[illegible]

Part III

Supplemental Information

Complete this part to provide the information, explanation, or descriptions required for Part I, lines 1a, 1b, 4c, 5a, 5b, 6a, 6b, 7, and 8 Also complete this part for any additional information

Identifier	Return Reference	Explanation
PART I, LINE 1A	TRAVEL POLICY	STANFORD UNIVERSITY TRAVEL POLICY GENERALLY REQUIRES ALL EMPLOYEES TO USE THE MOST ECONOMICAL MODE OF TRANSPORTATION AVAILABLE CONSISTENT WITH THE AUTHORIZED BUSINESS PURPOSE OF THE TRAVEL IN ORDER TO BE REIMBURSED ON A TAX-FREE BASIS EMPLOYEES ARE REQUIRED TO COMPLY WITH THE ACCOUNTABLE PLAN RULES UNDER I R C SECTION 62 UNIVERSITY OFFICERS AND OTHER INDIVIDUALS ENUMERATED IN SCHEDULE J ARE FULLY SUBJECT TO THE SAME POLICIES AND PROCEDURES AS ANY OTHER EMPLOYEE OF THE UNIVERSITY ON RARE OCCASIONS, FIRST CLASS TRAVEL WILL BE AUTHORIZED BASED ON MEDICAL NEED OR OTHER EXIGENCY APPROVED BY THE PROVOST SIMILARLY, REIMBURSEMENT OF TRAVEL FOR COMPANIONS IS SUBJECT TO THE PRE-APPROVAL OF THE PROVOST AND MUST BE CONSISTENT WITH THE AUTHORIZED BUSINESS PURPOSE OF THE TRAVEL IN ORDER TO BE NON-TAXABLE PRESIDENT AND PROVOST HOUSING AS A CONDITION OF HIS EMPLOYMENT AS PRESIDENT OF THE UNIVERSITY AND FOR THE CONVENIENCE OF THE UNIVERSITY, MR HENNESSY IS REQUIRED TO LIVE IN THE PRESIDENT'S HOME ON THE CAMPUS OF THE UNIVERSITY AS A CONDITION OF HIS EMPLOYMENT AS PROVOST OF THE UNIVERSITY AND FOR THE CONVENIENCE OF THE UNIVERSITY, MR ETCEHEMENDY IS ALSO REQUIRED TO LIVE ON THE CAMPUS OF THE UNIVERSITY THEIR RESIDENCES ARE USED FREQUENTLY FOR UNIVERSITY BUSINESS, INCLUDING OFFICIAL GATHERINGS OF FACULTY, STAFF, STUDENTS, ALUMNI, DONORS, AND THEIR FAMILIES AS PART OF A PROGRAM OF APPROPRIATE AND REGULAR MAINTENANCE OF THESE HOUSES, THE UNIVERSITY PROVIDES CLEANING SERVICE FOR THE PUBLIC AND PRIVATE AREAS THE UNIVERSITY HAS INCLUDED AS NONTAXABLE COMPENSATION IN COLUMN D THE ESTIMATED RENTAL VALUE OF THE HOUSING FOR THE AREAS OF THESE RESIDENCES RESERVED FOR THE PERSONAL USE OF THE EMPLOYEES, BASED UPON THE PREVAILING RENTAL RATES IN PALO ALTO, AND ACTUAL COSTS OF RELATED SERVICES FOR THE PERSONAL AREAS, INCLUDING MAINTENANCE, CLEANING, AND UTILITIES PART 1, LINE 4B DEFERRED COMPENSATION PLAN PROVISIONS OFFICERS AND OTHERS LISTED IN SCHEDULE J, PART II PARTICIPATE IN A DEFERRED COMPENSATION PLAN ANNUALLY, AMOUNTS ARE CREDITED TO THE PLAN BASED ON PERFORMANCE AND CERTAIN OTHER FACTORS PLAN BALANCES ARE SUBJECT TO FORFEITURE AND/OR PAYMENT ONLY IF CERTAIN CONDITIONS ARE MET SUPPLEMENTAL EXECUTIVE RETIREMENT PLAN (SERP)THE UNIVERSITY PROVIDES THE PRESIDENT WITH A SUPPLEMENTAL EXECUTIVE RETIREMENT PLAN (SERP) TO SUPPLEMENT HIS SOCIAL SECURITY AND 403(B) RETIREMENT BENEFITS THE SERP IS EARNED GRADUALLY THROUGH HIS TERM OF SERVICE AS AN OFFICER IF THE PRESIDENT REMAINS IN HIS POSITION THROUGH AUGUST 31, 2012, HE WILL RECEIVE A BENEFIT APPROXIMATELY EQUAL TO AN ANNUAL PAYMENT FOR LIFE OF 35 5% OF HIS HIGHEST THREE YEAR AVERAGE BASE PAY (2 PERCENTAGE POINTS OF WHICH WAS EARNED IN FY 2010), OFFSET BY THE ANNUITY EQUIVALENT OF HIS ANTICIPATED SOCIAL SECURITY BENEFIT AND AMOUNTS CONTRIBUTED BY THE UNIVERSITY DIRECTLY TO HIS 403(B) DEFINED CONTRIBUTION RETIREMENT PLAN WHILE HE IS AN OFFICER THE SERP BENEFIT IS SUBJECT TO FORFEITURE IF CERTAIN CONDITIONS ARE NOT MET FOR THE YEAR ENDED AUGUST 31, 2010, THE VALUE OF THE ANNUAL ACCRUAL OF THIS BENEFIT WAS \$159,731 AND IS INCLUDED ON SCHEDULE J-1 COLUMN (C) AS DEFERRED COMPENSATION THE UNIVERSITY ALSO PROVIDES THE PROVOST WITH A SUPPLEMENTAL EXECUTIVE RETIREMENT PLAN (SERP) TO SUPPLEMENT HIS SOCIAL SECURITY AND 403(B) RETIREMENT BENEFITS THE SERP IS EARNED GRADUALLY THROUGH HIS TERM OF SERVICE AS PROVOST IF THE PROVOST REMAINS IN HIS POSITION THROUGH AUGUST 31, 2012, HE WILL RECEIVE A BENEFIT APPROXIMATELY EQUAL TO AN ANNUAL PAYMENT FOR LIFE OF 33% OF HIS HIGHEST THREE YEAR AVERAGE BASE PAY (3 PERCENTAGE POINTS OF WHICH WAS EARNED IN FY 2010), OFFSET BY THE ANNUITY EQUIVALENT OF HIS ANTICIPATED SOCIAL SECURITY BENEFIT AND AMOUNTS CONTRIBUTED BY THE UNIVERSITY DIRECTLY TO HIS 403(B) DEFINED CONTRIBUTION RETIREMENT PLAN WHILE HE IS AN OFFICER THE SERP BENEFIT IS SUBJECT TO FORFEITURE IF CERTAIN CONDITIONS ARE NOT MET FOR THE YEAR ENDED AUGUST 31, 2010, THE VALUE OF THE ANNUAL ACCRUAL OF THIS BENEFIT WAS \$180,134 AND IS INCLUDED ON SCHEDULE J-1 COLUMN (C) AS DEFERRED COMPENSATION
PART I, LINE 7 AND PART II, COLUMN B (II)	COMPENSATION OF FACULTY IN THE STANFORD SCHOOL OF MEDICINE	TOTAL COMPENSATION FOR FACULTY IN THE SCHOOL OF MEDICINE IS MADE UP OF THE FOLLOWING INTEGRAL COMPONENTS SALARY AND BENEFITS, ADMINISTRATIVE SUPPLEMENTS, AND BONUSES AWARDED UNDER DEPARTMENTAL PLANS BASE SALARY IS BASED ON ACADEMIC RANK (E G , PROFESSOR, ASSISTANT PROFESSOR) A VARIABLE COMPONENT OF SALARY IS DETERMINED PRIMARILY BY THE CONTRIBUTION OF THE INDIVIDUAL TO THE DEPARTMENT/DIVISION AND SECONDARILY BY THE CLINICAL SPECIALTY OF THE FACULTY MEMBER OTHER SALARY SUPPLEMENTS ARE OCCASIONALLY USED TO PROVIDE FOR COMPENSATION GIVEN UP BY A FACULTY MEMBER WHEN ASSUMING A POSITION AT STANFORD ADMINISTRATIVE SUPPLEMENTS ARE PAID TO FACULTY WHO TAKE ON DUTIES WHICH ARE OUTSIDE THEIR USUAL FACULTY RESPONSIBILITIES AND OUTSIDE NORMAL COMMITTEE WORK INCENTIVE BONUSES ARE CONSIDERED A FUNDAMENTAL COMPONENT OF TOTAL COMPENSATION THEY ARE PAID OUT BY THE DEPARTMENTS BASED ON THE DEPARTMENT'S INCENTIVE BONUS PLAN MEASURING THE FACULTY'S EFFORTS IN RESEARCH, TEACHING, CLINICAL, AND/OR ADMINISTRATIVE LEADERSHIP AREAS AS DEFINED BY THE PLAN IN ADDITION, THE DEAN HAS A BONUS PLAN FOR CLINICAL CHAIRS BASED ON ACHIEVEMENT OF LEADERSHIP GOALS SOME DEPARTMENTS HAVE "ON-CALL" AND "COVERAGE" BONUSES TO PROVIDE COMPENSATION FOR A FACULTY MEMBER'S PROVIDING OFF-HOURS COVERAGE VARIABLE COMPENSATION OF INVESTMENT PROFESSIONALS A PORTION OF THE COMPENSATION PAID TO LISTED INVESTMENT PROFESSIONAL EMPLOYEES IS BASED ON A COMBINATION OF THREE FACTORS THREE YEAR ANNUALIZED PERFORMANCE VERSUS THE RELEVANT POLICY portfolio BENCHMARK RETURN FOR THAT PERIOD, THREE YEAR ANNUALIZED PERFORMANCE VERSUS THE PERFORMANCE OF THE NINETEEN LARGEST COLLEGE AND ENDOWMENT INVESTMENT POOLS IN THE UNITED STATES, AND INDIVIDUAL PERFORMANCE VARIABLE COMPENSATION OF OFFICERS AND OTHERS OFFICERS AND OTHERS ARE ELIGIBLE TO RECEIVE BONUSES AND INCENTIVE COMPENSATION BASED ON PERFORMANCE, AS ENUMERATED IN PART II, COLUMN B(II) PART I, LINE 8 CERTAIN OFFICERS ARE SERVING UNDER THE PROVISIONS OF THEIR INITIAL CONTRACTS TO SERVE AS OFFICERS OF THE UNIVERSITY, WHICH PRINCIPALLY ESTABLISHES THEIR COMPENSATION, RESPONSIBILITIES, AND DUTIES
PART II, COLUMN B (iii)	HOUSING ASSISTANCE	OTHER REPORTABLE COMPENSATION IN PART II, COLUMN B(III) INCLUDES HOUSING ASSISTANCE AND OTHER MISCELLANEOUS COMPENSATION IN ADDITION, STANFORD HAS PROVIDED VARIOUS ITEMS OF "LISTED PROPERTY" (E G CELLULAR PHONES, COMPUTERS, AND PERIPHERALS) TO THE ABOVE LISTED EMPLOYEES PRINCIPALLY FOR THEIR BUSINESS USE Part II, Columns C AND D STANFORD OFFICERS ACCRUE FUTURE BENEFITS THAT ARE AVAILABLE TO ALL STANFORD EMPLOYEES, SUCH AS POST-RETIREMENT MEDICAL INSURANCE AND TUITION BENEFITS, AND listed persons WHO ARE ALSO FACULTY ACCRUE FUTURE FACULTY BENEFITS SUCH AS SABBATICAL AND TENURE BUYOUT PROVISIONS THESE BENEFITS ARE SUBJECT TO CERTAIN ELIGIBILITY REQUIREMENTS SUCH AS AGE, YEARS OF SERVICE, AND EMPLOYEE CLASSIFICATION FOR SOME BENEFIT PLANS, THE UNIVERSITY RESERVES THE RIGHT TO CHANGE ELIGIBILITY REQUIREMENTS AND/OR THE NATURE AND EXTENT OF THE BENEFIT BEING PROMISED THE VALUE OF THESE BENEFITS IS REPORTED FOR EACH OFFICER IN THE YEAR, IF ANY, SUCH BENEFITS ARE RECEIVED INCLUDED IN PROFESSOR FEREJOHN'S COMPENSATION IS A PAYMENT OF \$750,357 IN RETIREMENT INCENTIVES

Software ID:

Software Version:

EIN: 94-1156365

Name: STANFORD UNIVERSITY BOARD OF TRUSTEES  
OF THE LELAND STANFORD JUNIOR UNIVERSITY

Form 990, Schedule J, Part II - Officers, Directors, Trustees, Key Employees, and Highest Compensated Employees

(A) Name		(B) Breakdown of W-2 and/or 1099-MISC compensation			(C) Deferred compensation	(D) Nontaxable benefits	(E) Total of columns (B)(i)-(D)	(F) Compensation reported in prior Form 990 or Form 990-EZ
		(i) Base Compensation	(ii) Bonus & incentive compensation	(iii) Other compensation				
John Hennessy	(i) (ii)	652,423 0	0 0	18,353 0	184,231 0	130,562 0	985,569 0	0 0
john etchemendy	(i) (ii)	469,361 0	0 0	150 0	204,634 0	69,849 0	743,994 0	0 0
randall livingston	(i) (ii)	474,658 0	0 0	150 0	84,500 0	23,208 0	582,516 0	0 0
John B Ford	(i) (ii)	11,000 0	511,595 0	2,721 0	0 0	9,967 0	535,283 0	406,088 0
martin shell	(i) (ii)	375,325 0	20,000 0	10,073 0	104,500 0	26,244 0	536,142 0	0 0
debra zumwalt	(i) (ii)	489,244 0	0 0	150 0	153,250 0	26,726 0	669,370 0	0 0
robert c reidy	(i) (ii)	335,664 0	270,000 0	0 0	173,223 0	28,224 0	807,111 0	0 0
david demarest	(i) (ii)	308,960 0	10,000 0	1,621 0	74,500 0	26,757 0	421,838 0	0 0
howard wolf	(i) (ii)	283,430 0	46,950 0	0 0	23,813 0	48,798 0	402,991 0	0 0
william madia	(i) (ii)	197,054 0	40,000 0	300 0	10,474 0	3,384 0	251,212 0	0 0
Diane Peck	(i) (ii)	285,280 0	26,000 0	250 0	24,500 0	17,774 0	353,804 0	0 0
John Powers	(i) (ii)	756,367 0	366,216 0	0 0	250,711 0	21,895 0	1,395,189 0	0 0
Philip A Pizzo	(i) (ii)	582,187 0	0 0	19,583 0	229,500 0	24,615 0	855,885 0	0 0
Richard Saller	(i) (ii)	431,815 0	10,000 0	49,107 0	15,877 0	10,529 0	517,328 0	0 0
Frank Hanley	(i) (ii)	392,301 0	1,075,000 0	0 0	224,500 0	19,449 0	1,711,250 0	0 0
Gary Steinberg	(i) (ii)	565,930 0	628,536 0	0 0	23,510 0	19,549 0	1,237,525 0	0 0
Thomas M Krummel	(i) (ii)	501,560 0	472,638 0	1,039 0	24,500 0	35,879 0	1,035,616 0	0 0
Michael Edwards	(i) (ii)	410,063 0	535,011 0	0 0	25,447 0	19,465 0	989,986 0	0 0
Vadilaya M Reddy	(i) (ii)	272,135 0	535,410 0	9,444 0	24,500 0	19,039 0	860,528 0	0 0
Edward E Manche	(i) (ii)	445,033 0	129,000 0	7,539 0	23,655 0	27,146 0	632,373 0	0 0
Amin A Milki	(i) (ii)	295,780 0	268,426 0	9,292 0	24,500 0	25,734 0	623,732 0	0 0
JOHN A FEREJOHN	(i) (ii)	171,923 0	801,357 0	0 0	21,253 0	12,767 0	1,007,300 0	750,357 0

Schedule K (Form 990)  Department of the Treasury Internal Revenue Service	Supplemental Information on Tax Exempt Bonds ▶ Complete if the organization answered "Yes" to Form 990, Part IV, line 24a. Provide descriptions, explanations, and any additional information in Schedule O (Form 990). ▶ Attach to Form 990. ▶ See separate instructions.						OMB No 1545-0047			
							2009			
	Name of the organization STANFORD UNIVERSITY BOARD OF TRUSTEES OF THE LELAND STANFORD JUNIOR UNIVERSITY						Employer identification number 94-1156365			

Part I

Bond Issues

(a) Issuer Name	(b) Issuer EIN	(c) CUSIP #	(d) Date Issued	(e) Issue Price	(f) Description of Purpose	(g) Defeased		(h) On Behalf of Issuer	
						Yes	No	Yes	No
A CALIFORNIA EDUCATIONAL FACILITIES AUTHORITY CP	52-1705592	13018AAA8	05-22-2008	300,000,000	SEE SCHEDULE O		X		X
B CALIFORNIA EDUCATIONAL FACILITIES AUTHORITY S	52-1705592	130175P89	06-24-2004	181,200,000	SEE SCHEDULE O		X		X
C CALINFORNIA EDUCATIONAL FACILITIES AUTHORITY T-1&3	52-1705592	130178JD9	09-06-2007	153,277,097	SEE SCHEDULE O		X		X
D CALIFORNIA EDUCATIONAL FACILITIES AUTHORITY T-4	52-1705592	130178NH5	05-15-2008	188,501,621	SEE SCHEDULE O		X		X
E CALIFORNIA EDUCATIONAL FACILITIES AUTHORITY T-5	52-1705592	130178TQ9	08-04-2009	59,147,724	SEE SCHEDULE O		X		X

Part II

Proceeds

	A		B		C		D		E	
1 Total proceeds of issue	300,218,010		182,432,950		156,107,104		188,507,302		59,148,032	
2 Gross proceeds in reserve funds										
3 Proceeds in refunding or defeasance escrows										
4 Other unspent proceeds										
5 Issuance costs from proceeds	992,205		992,205		661,216		951,621		1,644	
6 Working capital expenditures from proceeds										
7 Capital expenditures from proceeds	125,619,314		180,207,795		152,615,881		187,550,000		58,644,018	
8 Year of substantial completion	2010		2006		2009		2009		2003	
	Yes	No	Yes	No	Yes	No	Yes	No	Yes	No
	X		X		X		X			X
9 Were the bonds issued as part of a current refunding issue?		X		X		X		X	X	
10 Were the bonds issued as part of an advance refunding issue?		X	X		X		X		X	
11 Has the final allocation of proceeds been made?		X	X		X		X		X	
12 Does the organization maintain adequate books and records to support the final allocation of proceeds?	X		X		X		X		X	

Part III

Private Business Use

	A		B		C		D		E	
	Yes	No	Yes	No	Yes	No	Yes	No	Yes	No
1 Was the organization a partner in a partnership, or a member of an LLC, which owned property financed by tax-exempt bonds?		X		X		X				
2 Are there any lease arrangements with respect to the financed property which may result in private business use?	X		X		X					

**SCHEDULE K  
(Form 990)**

Department of the Treasury  
Internal Revenue Service

**Supplemental Information on Tax-Exempt Bonds**

► **Complete if the organization answered "Yes" to Form 990, Part IV, line 24a. Provide descriptions, explanations, and any additional information on Schedule O (Form 990).**

► **Attach to Form 990. See separate instructions.**

OMB No 1545-0047

**2009**

**Open to Public  
Inspection**

Name of the organization **STANFORD UNIVERSITY BOARD OF TRUSTEES  
OF THE LELAND STANFORD JUNIOR UNIVERSITY**

**Employer identification number**  
**94-1156365**

**Part I Bond Issues**

(a) Issuer name	(b) Issuer EIN	(c) CUSIP #	(d) Date issued	(e) Issue price	(f) Description of purpose	(g) Defeased		(h) On behalf of issuer	
						Yes	No	Yes	No
<b>A</b> ELIF ENP EDUCATI NAL FACILITIE BUTH FIT, U-1	52-17055-2	1 017- 07 0500000	05/01/2010	101,111,111	EE - HEDULE				
<b>B</b>									
<b>C</b>									
<b>D</b>									
<b>E</b>									

**Part II Proceeds**

	<b>A</b>		<b>B</b>		<b>C</b>		<b>D</b>		<b>E</b>	
<b>1</b> Total proceeds of issue . . . . .	251,702,539.									
<b>2</b> Gross proceeds in reserve funds . . . . .										
<b>3</b> Proceeds in refunding or defeasance escrows . . . . .										
<b>4</b> Other unspent proceeds . . . . .	60,262,784.									
<b>5</b> Issuance costs from proceeds . . . . .	1,631,228.									
<b>6</b> Working capital expenditures from proceeds . . . . .										
<b>7</b> Capital expenditures from proceeds . . . . .	189,737,216.									
<b>8</b> Year of substantial completion . . . . .	2010									
	<b>Yes</b>	<b>No</b>	<b>Yes</b>	<b>No</b>	<b>Yes</b>	<b>No</b>	<b>Yes</b>	<b>No</b>	<b>Yes</b>	<b>No</b>
<b>9</b> Were the bonds issued as part of a current refunding issue?	X									
<b>10</b> Were the bonds issued as part of an advance refunding issue? . . . . .			X							
<b>11</b> Has the final allocation of proceeds been made? . . . . .			X							
<b>12</b> Does the organization maintain adequate books and records to support the final allocation of proceeds? . . . . .	X									

**Part III Private Business Use**

	<b>A</b>		<b>B</b>		<b>C</b>		<b>D</b>		<b>E</b>	
	<b>Yes</b>	<b>No</b>	<b>Yes</b>	<b>No</b>	<b>Yes</b>	<b>No</b>	<b>Yes</b>	<b>No</b>	<b>Yes</b>	<b>No</b>
<b>1</b> Was the organization a partner in a partnership, or a member of an LLC, which owned property financed by tax-exempt bonds? . . . . .			X							
<b>2</b> Are there any lease arrangements with respect to the financed property which may result in private business use?	X									

For Privacy Act and Paperwork Reduction Act Notice, see the Instructions for Form 990

Schedule K (Form 990) 2009

**Part III Private Business Use** (Continued)

	A		B		C		D		E	
	Yes	No	Yes	No	Yes	No	Yes	No	Yes	No
<b>3a</b> Are there any management or service contracts with respect to the financed property which may result in private business use? . . . . .		X								
<b>b</b> Are there any research agreements with respect to the financed property which may result in private business use? . . . . .	X									
<b>c</b> Does the organization routinely engage bond counsel or other outside counsel to review any management or service contracts or research agreements relating to the financed property? . . . . .	X									
<b>4</b> Enter the percentage of financed property used in a private business use by entities other than a section 501(c)(3) organization or a state or local government . . . . . ▶	0.0000%									
<b>5</b> Enter the percentage of financed property used in a private business use as a result of unrelated trade or business activity carried on by your organization, another section 501(c)(3) organization, or a state or local government . . . . . ▶	0.0000%									
<b>6</b> Total of lines 4 and 5 . . . . .	0.0000%									
<b>7</b> Has the organization adopted management practices and procedures to ensure the post-issuance compliance of its tax-exempt bond liabilities? . . . . .	X									

**Part IV Arbitrage**

	A		B		C		D		E	
	Yes	No	Yes	No	Yes	No	Yes	No	Yes	No
<b>1</b> Has a Form 8038-T, Arbitrage Rebate, Yield Reduction and Penalty in Lieu of Arbitrage Rebate, been filed with respect to the bond issue? . . . . .		X								
<b>2</b> Is the bond issue a variable rate issue? . . . . .		X								
<b>3a</b> Has the organization or the governmental issuer identified a hedge with respect to the bond issue on its books and records? . . . . .		X								
<b>b</b> Name of provider . . . . .										
<b>c</b> Term of hedge . . . . .										
<b>4a</b> Were gross proceeds invested in a GIC? . . . . .		X								
<b>b</b> Name of provider . . . . .										
<b>c</b> Term of GIC . . . . .										
<b>d</b> Was the regulatory safe harbor for establishing the fair market value of the GIC satisfied? . . . . .										
<b>5</b> Were any gross proceeds invested beyond an available temporary period? . . . . .		X								
<b>6</b> Did the bond issue qualify for an exception to rebate? . . . . .		X								

Part III

Private Business Use (Continued)

		A		B		C		D		E	
		Yes	No	Yes	No	Yes	No	Yes	No	Yes	No
3a	Are there any management or service contracts with respect to the financed property which may result in private business use?		X		X		X				
3b	Are there any research agreements with respect to the financed property which may result in private business use?	X		X		X					
3c	Does the organization routinely engage bond counsel or other outside counsel to review any management or service contracts or research agreements relating to the financed property?	X		X		X					
4	Enter the percentage of financed property used in a private business use by entities other than a section 501(c)(3) organization or a state or local government	0 %		0 %		0 %					
5	Enter the percentage of financed property used in a private business use as a result of unrelated trade or business activity carried on by your organization, another section 501(c)(3) organization, or a state or local government	0 %		0 %		0 %					
6	Total of lines 4 and 5	0 %		0 %		0 %					
7	Has the organization adopted management practices and procedures to ensure the post-issuance compliance of its tax-exempt bond liabilities?	X		X		X					

Part IV

Arbitrage

		A		B		C		D		E	
		Yes	No	Yes	No	Yes	No	Yes	No	Yes	No
1	Has a Form 8038-T, Arbitrage Rebate, Yield Reduction and Penalty in Lieu of Arbitrage Rebate, been filed with respect to the bond issue?		X		X		X		X		X
2	Is the bond issue a variable rate issue?	X		X			X		X		X
3a	Has the organization or the governmental issuer identified a hedge with respect to the bond issue on its books and records?		X		X		X		X		X
b	Name of provider										
c	Term of hedge										
4a	Were gross proceeds invested in a GIC?		X		X		X		X		X
b	Name of provider										
c	Term of GIC										
d	Was the regulatory safe harbor for establishing the fair market value of the GIC satisfied?										
5	Were any gross proceeds invested beyond an available temporary period?		X		X		X		X		X
6	Did the bond issue qualify for an exception to rebate?	X			X		X		X	X	



Schedule L

(Form 990 or 990-EZ)

Department of the Treasury  
Internal Revenue Service

Transactions with Interested Persons

▶ **Complete if the organization answered**  
"Yes" on Form 990, Part IV, lines 25a, 25b, 26, 27, 28a, 28b, or 28c,  
or Form 990-EZ, Part V lines 38a or 40b.  
▶ **Attach to Form 990 or Form 990-EZ. ▶See separate instructions.**

OMB No 1545-0047

2009

Open to Public  
Inspection

**Name of the organization**  
STANFORD UNIVERSITY BOARD OF TRUSTEES  
OF THE LELAND STANFORD JUNIOR UNIVERSITY

**Employer identification number**  
  
94-1156365

Part I

Excess Benefit Transactions (section 501(c)(3) and section 501 (c)(4) organizations only).  
Complete if the organization answered "Yes" on Form 990, Part IV, line 25a or 25b, or Form 990-EZ, Part V, line 40b

1	(a) Name of disqualified person	(b) Description of transaction	(c) Corrected?	
			Yes	No

2 Enter the amount of tax imposed on the organization managers or disqualified persons during the year under section 4958 . . . . . ▶ \$ \_\_\_\_\_

3 Enter the amount of tax, if any, on line 2, above, reimbursed by the organization . . . . . ▶ \$ \_\_\_\_\_

Part II

Loans to and/or From Interested Persons.  
Complete if the organization answered "Yes" on Form 990, Part IV, line 26, or Form 990-EZ, Part V, line 38a

(a) Name of interested person and purpose	(b) Loan to or from the organization?		(c)Original principal amount	(d)Balance due	(e) In default?		(f) Approved by board or committee?		(g)Written agreement?	
	To	From			Yes	No	Yes	No	Yes	No
See Additional Data Table										
Total . . . . . ▶ \$	4,706,059									

Part III

Grants or Assistance Benefitting Interested Persons.  
Complete if the organization answered "Yes" on Form 990, Part IV, line 27.

(a) Name of interested person	(b)Relationship between interested person and the organization	(c)Amount of grant or type of assistance

Part IV

Business Transactions Involving Interested Persons.  
Complete if the organization answered "Yes" on Form 990, Part IV, line 28a, 28b, or 28c.

(a) Name of interested person	(b) Relationship between interested person and the organization	(c) Amount of transaction	(d) Description of transaction	(e) Sharing of organization's revenues?	
				Yes	No
SEE SCHEDULE O					

Additional Data

Software ID:

Software Version:

EIN: 94-1156365

Name: STANFORD UNIVERSITY BOARD OF TRUSTEES  
OF THE LELAND STANFORD JUNIOR UNIVERSITY

Form 990, Schedule L, Part II - Loans to and from Interested Persons

(a) Name of interested person and purpose	(b) Loan to or from the organization?		(c) Original principal amount \$	(d) Balance due \$	(e) In default?		(f) Approved by board or committee?		(g) Written agreement?	
	To	From			Yes	No	Yes	No	Yes	No
ROBERT REIDY HOUSING		X	200,000	200,000		No	Yes		Yes	
RICHARD SALLER HOUSING		X	600,000	303,515		No	Yes		Yes	
RICHARD SALLER HOUSING		X	300,000	300,000		No	Yes		Yes	
RICHARD SALLER HOUSING		X	300,000	210,000		No	Yes		Yes	
RICHARD SALLER HOUSING		X	25,000	25,000		No	Yes		Yes	
PHILIP PIZZO HOUSING		X	1,500,000	1,500,000		No	Yes		Yes	
PHILIP PIZZO HOUSING		X	590,000	530,044		No	Yes		Yes	
PHILIP PIZZO HOUSING		X	600,000	600,000		No	Yes		Yes	
PHILIP PIZZO HOUSING		X	125,000	37,500		No	Yes		Yes	
MARTIN SHELL HOUSING		X	1,000,000	1,000,000		No	Yes		Yes	

SCHEDULE M  
(Form 990)

NonCash Contributions

OMB No 1545-0047

2009

Open to Public Inspection

Department of the Treasury  
Internal Revenue Service

►Complete if the organization answered "Yes" on Form 990, Part IV, lines 29 or 30.  
► Attach to Form 990.

Name of the organization  
STANFORD UNIVERSITY BOARD OF TRUSTEES  
OF THE LELAND STANFORD JUNIOR UNIVERSITY

Employer identification number  
94-1156365

Part I Types of Property

	(a) Check if applicable	(b) Number of Contributions	(c) Revenues reported on Form 990, Part VIII, line 1g	(d) Method of determining revenues
1 Art—Works of art . . . . .	X	15	0	N/A
2 Art—Historical treasures . . . . .	X	1	0	N/A
3 Art—Fractional interests . . . . .				
4 Books and publications . . . . .	X		0	N/A
5 Clothing and household goods . . . . .				
6 Cars and other vehicles . . . . .				
7 Boats and planes . . . . .				
8 Intellectual property . . . . .				
9 Securities—Publicly traded . . . . .	X	1,349	134,597,078	MARKET VALUE
10 Securities—Closely held stock . . . . .	X	10	12,897,147	APPRAISAL
11 Securities—Partnership, LLC, or trust interests . . . . .	X	1	20,750	APPRAISAL
12 Securities—Miscellaneous . . . . .				
13 Qualified conservation contribution—Historic structures . . . . .				
14 Qualified conservation contribution—Other . . . . .				
15 Real estate—Residential . . . . .	X		12,294,918	APPRAISAL
16 Real estate—Commercial . . . . .	X		584,738	APPRAISAL
17 Real estate—Other . . . . .				
18 Collectibles . . . . .	X	1	0	N/A
19 Food inventory . . . . .				
20 Drugs and medical supplies . . . . .				
21 Taxidermy . . . . .				
22 Historical artifacts . . . . .				
23 Scientific specimens . . . . .				
24 Archeological artifacts . . . . .				
25 Other ► ( HORSES )	X	5	0	N/A
26 Other ► ( EQUIPMENT )	X	2	117,197	RETAIL
27 Other ► ( )				
28 Other ► ( )				
29 Number of Forms 8283 received by the organization during the tax year for contributions for which the organization completed Form 8283, Part IV, Donee Acknowledgement . . . . .			29	36

30a	During the year, did the organization receive by contribution any property reported in Part I, lines 1-28 that it must hold for at least three years from the date of the initial contribution, and which is not required to be used for exempt purposes for the entire holding period? . . . . .		Yes	No
b	If "Yes," describe the arrangement in Part II			
31	Does the organization have a gift acceptance policy that requires the review of any non-standard contributions?	31	Yes	
32a	Does the organization hire or use third parties or related organizations to solicit, process, or sell non-cash contributions? . . . . .	32a		No
b	If "Yes," describe in Part II			
33	If the organization did not report revenues in column (c) for a type of property for which column (a) is checked, describe in Part II			

Part II

**Supplemental Information.** Complete this part to provide the information required by Part I, lines 30b, 32b, and 33. Also complete this part for any additional information.

Identifier	Return Reference	Explanation
PART I, COLUMN (B)	IN COLUMN B, STANFORD IS REPORTING THE NUMBER OF CONTRIBUTIONS	PART I, LINE 33 NON-CASH CONTRIBUTIONS - GENERAL EXPLANATION STANFORD DOES NOT INCLUDE IN GIFT REVENUE TOTALS THE FOLLOWING TYPES OF NON-CASH CONTRIBUTIONS - ART - BOOKS AND PUBLICATIONS - COLLECTIBLES - HORSES IN MANY CASES, VALUES OF SUCH ITEMS ARE DIFFICULT AND EXPENSIVE TO ASCERTAIN AND CONFIRM FOR FINANCIAL STATEMENT PURPOSES

SCHEDULE O  
(Form 990)

Department of the Treasury  
Internal Revenue Service

Supplemental Information to Form 990

Complete to provide information for responses to specific questions on  
Form 990 or to provide any additional information.  
▶ Attach to Form 990.

OMB No 1545-0047

2009

Open to Public  
Inspection

Name of the organization STANFORD UNIVERSITY BOARD OF TRUSTEES OF THE LELAND STANFORD JUNIOR UNIVERSITY	Employer identification number  94-1156365
---	--

Identifier	Return Reference	Explanation
Index of Responses Appearing in Schedule O		FormReference Description ===== FORM 990, PAGE 1, LINE K FORM OF ORGANIZATION Form 990, Parts I and III, Line 1 Organization's Mission Form 990, Part I, Line 6 Volunteers Form 990, Part III, Line 4a-d Statement of Program Accomplishments Form 990, Part IV, Line 12-12A How the Financial Statements were Audited Form 990, Part V, Line 4b Countries of Foreign Bank Accounts Form 990, Part VI, Section B, Line 11A Preparation and Review of the Form 990 Form 990, Part VI, Section A, Line 2, Section B, Line 12c, and Schedule L Conflict of Interest Form 990, Part VI, Section B, Line 15 Compensation Determination Form 990, Part VI, Section C, Line 19 How Stanford Makes Its Governing Documents Available to the Public FORM 990, PART VIII, SECTION B INDEPENDENT CONTRACTORS Schedule K, Part I, Column C CUSIP Number Schedule K, Part I, Column F Description of Purpose for Tax-Exempt Bonds SCHEDULE K, PART II COMMERCIAL PAPER DEBT SCHEDULE K, PART III REFINANCING SCHEUDLE K, PART III, PRIVATE BUSINESS USE, LINES 4-5 PRIVATE BUSINESS USE SCHEUDLE K, PART IV FORM 8038-T Schedule L, Part II Loans To/From Interested Persons FORM 990, PAGE 1, LINE K FORM OF ORGANIZATION THE LELAND STANFORD JUNIOR UNIVERSITY WAS FOUNDED BY SENATOR AND MRS LELAND STANFORD ON NOVEMBER 11, 1885, IN MEMORY OF THEIR ONLY CHILD, LELAND, JR THE FOUNDING WAS ACCOMPLISHED BY A GRANT OF ENDOWMENT, KNOWN AS THE FOUNDING GRANT, WHICH CONVEYED IN TRUST TO A BOARD OF TRUSTEES CERTAIN PROPERTIES, DIRECTED THAT A UNIVERSITY BE ESTABLISHED AND OUTLINED THE OBJECTIVES AND GOVERNMENT OF THE UNIVERSITY SUBSEQUENT LEGISLATION IN THE STATE OF CALIFORNIA GRANTED THE UNIVERSITY CORPORATE POWERS EFFECTIVE 1901 ACCORDINGLY, STANFORD HAS ELECTED TO BE TREATED AS A CORPORATION FOR THE PURPOSES OF THE ADMINISTRATION OF FEDERAL AND STATE INCOME TAX LAW Form 990, Parts I and III, Line 1 Organization's Mission - CONTINUED FROM PART I, LINE 1 AND PART III, LINE 1 STANFORD IS INTERNATIONALLY RECOGNIZED FOR THE QUALITY OF ITS TEACHING AND RESEARCH, ITS DISTINGUISHED FACULTY, AND ITS OUTSTANDING STUDENT BODY IN THE YEARS SINCE ITS FOUNDING IN 1885, STANFORD HAS GROWN TO OVER 1900 FACULTY MEMBERS AND AN ENROLLMENT OF APPROXIMATELY 6900 UNDERGRADUATE AND 8400 GRADUATE STUDENTS THE OBJECTIVE AND PURPOSES OF STANFORD UNIVERSITY, JANE AND LELAND STANFORD WROTE IN THEIR FOUNDING GRANT IN 1885, ARE "TO QUALIFY ITS STUDENTS FOR PERSONAL SUCCESS, AND DIRECT USEFULNESS IN LIFE, TO PROMOTE THE PUBLIC WELFARE BY EXERCISING AN INFLUENCE IN BEHALF OF HUMANITY AND CIVILIZATION, TEACHING THE BLESSINGS OF LIBERTY REGULATED BY LAW, AND INCULCATING LOVE AND REVERENCE FOR THE GREAT PRINCIPLES OF GOVERNMENT AS DERIVED FROM THE INALIENABLE RIGHTS OF MAN TO LIFE, LIBERTY, AND THE PURSUIT OF HAPPINESS " FORM 990, PART I, LINE 6 VOLUNTEERS THERE ARE THOUSANDS OF ALUMNI AND FRIENDS OF STANFORD UNIVERSITY WHO VOLUNTEERED THEIR SERVICES TO STANFORD OVER THE COURSE OF THE YEAR THESE SERVICES RANGE FROM SERVING AS A MEMBER OF THE BOARD OF TRUSTEES OF THE UNIVERSITY TO BEING ON A FUNDRAISING COMMITTEE TO BEING ON AN ADVISORY BOARD OF AN INSTITUTE

Identifier	Return Reference	Explanation
FORM 990, PART III, LINE 4A	STATEMENT OF PROGRAM SERVICE ACCOMPLISHMENTS, CONTINUED FROM PAGE 3	(EXPENSES \$1,104,447,062 INCLUDING GRANTS OF \$30,269,034, REVENUE \$873,178,004) INSTRUCTIO N AND DEPARTMENTAL RESEARCH INCLUDES THE SALARIES, FRINGE BENEFITS AND SUPPLIES NECESSARY TO TEACH ABOUT 15,300 STUDENTS, INCLUDING 6,900 UNDERGRADUATE AND 8,400 GRADUATE AND PROF ESSIONAL SCHOOL STUDENTS STANFORD'S 1,900 -PERSON FACULTY INCLUDES 16 NOBEL PRIZE WINNERS AND FOUR PULITZER PRIZE WINNERS STANFORD HAS SEVEN SCHOOLS BUSINESS, EARTH SCIENCES, ED UCATION, ENGINEERING, HUMANITIES AND SCIENCES, LAW, AND MEDICINE CURRENT MULTIDISCIPLINAR Y INITIATIVES FOCUS ON WORLDWIDE PROBLEMS INVOLVING ENVIRONMENTAL SUSTAINABILITY, HUMAN HE ALTH, GLOBAL PEACE AND SECURITY, AND K-12 EDUCATION UNDERGRADUATES CHOOSE AMONG 60 MAJORS AND ARE ENCOURAGED TO LEARN CRITICAL THINKING SKILLS THROUGH RESEARCH STANFORD STRIVES F OR CLOSE INTERACTION WITH FACULTY TO PREPARE STUDENTS TO BE TOMORROW'S LEADERS FORM 990, PART III, LINE 4B (EXPENSES \$927,699,608 INCLUDING GRANTS OF \$23,424,351, REVENUE "NON PUB LIC" ONLY \$187,504,732) ORGANIZED RESEARCH RESEARCH IS INTEGRAL TO THE EDUCATIONAL MISSIO N OF STANFORD AND INVOLVES FACULTY, GRADUATE STUDENTS, AND UNDERGRADUATES WHO SEEK NEW KNO WLEDGE IN SERVICE TO HUMANITY STANFORD FACULTY MEMBERS HAVE CONTRIBUTED TO ADVANCEMENTS I N HIGH TECHNOLOGY, INCLUDING THE CREATION OF DIGITAL SUBSCRIBER LINES, IDENTITY-BASED ENCR YPTION, GLOBAL POSITIONING SYSTEMS AND THE REDUCED INSTRUCTION SET COMPUTER, AMONG OTHER D ISCOVERIES, DISEASE IDENTIFICA TION AND MANAGEMENT, INCLUDING PROGRAMS USED BY MORE THAN 50 0 ORGANIZATIONS WORLDWIDE CONCERNED WITH CHRONIC HEALTH PROBLEMS SUCH AS ARTHRITIS AND HIV /AIDS, AND GENOME SEQUENCING, INCLUDING DISCOVERIES THAT CREATED THE FIELD OF GENETIC ENGI NEERING TODAY'S STANFORD FACULTY MEMBERS ARE LEADERS IN STEM CELL RESEARCH, NANOTECHNOLOG Y, BIOENGINEERING, COMPUTING TECHNOLOGY, REFORM OF OUR NATION'S SCHOOLS AND ENVIRONMENTAL SUSTAINABILITY THROUGH BOTH BASIC AND APPLIED RESEARCH, STANFORD IS COMMITTED TO PROVIDIN G NEW KNOWLEDGE THAT FUELS OUR NATIONAL ECONOMY AND TO TRAINING GRADUATE STUDENTS WHO WILL BECOME TOMORROW'S TEACHERS AND RESEARCHERS STANFORD FACULTY MEMBERS ARE KNOWN FOR THEIR ABILITY TO CROSS INTERDISCIPLINARY BOUNDARIES TO CREATE TEAMS OF RESEARCHERS ABLE TO PROVI DE NEW INSIGHTS TO COMPLEX, WORLDWIDE PROBLEMS SPECIFICALLY, STANFORD RESEARCHERS ARE FOC USING THEIR RESOURCES TO MAKE GROUNDBREAKING ADVANCES THAT WILL LEAD TO IMPROVEMENTS IN HU MAN HEALTH, ENVIRONMENTAL SUSTAINABILITY, GLOBAL PEACE AND SECURITY, AND K-12 EDUCATION F ORM 990, PART III, LINE 4C (EXPENSES \$640,222,060 INCLUDING GRANTS OF \$1,055,816, REVENUE \$576,661,204) UNIVERSITY AUXILIARY ACTIVITIES INCLUDE AMONG OTHERS PATIENT CARE, STUDENT RESIDENCE AND DINING (R&DE), AND INTER-COLLEGIATE ATHLETIC PROGRAMS RESIDENTIAL & DINING ENTERPRISES (R&DE) GENERATES REVENUES PRIMARILY THROUGH STUDENT ROOM AND BOARD, CONFERENCE FEES, AND OTHER ENTERPRISES R&DE HOUSES 6,260 UNDERGRADUATE RESIDENTS (96% OF TOTAL UNDE RGRADUATE STUDENTS) AND 4,760 GRADUATE RESIDENTS (56% OF TOTAL GRADUATE STUDENTS) AND SERV ES 12,000 MEALS PER DAY (4,036 STUDENTS ON MEAL PLAN), WHILE PROVIDING STEWARDSHIP FOR 5 M ILLION SQ FT OF PHY SICAL PLANT (OVER 1/3 OF CAMPUS) THE UNIVERSITY AND R&DE HAVE BEEN INV ESTING IN THE RESIDENTIAL EDUCATION PROGRAM TO FOSTER AN ENVIRONMENT OF INTELLECTUAL, EDUC ATIONAL, AND COMMUNITY-BUILDING ACTIVITIES IN STUDENT RESIDENCES FORM 990, PART III, LINE 4D OTHER PROGRAM SERVICES (EXPENSES \$548,776,535 INCLUDING GRANTS OF \$268,740,617) ACADEM IC SUPPORT AND PUBLIC SERVICE 272,814,524 STUDENT FINANCIAL AID 227,439,266 SLAC CONSTRUCT ION AND OTHER 48,522,745 _____ TOTAL OTHER PROGRAM SERVICE EXPENSES 548,776,535 ACAD EMIC SUPPORT AND PUBLIC SERVICE STANFORD'S 14 MAIN AND BRANCH LIBRARIES INCLUDE MORE THAN 9 MILLION VOLUMES, 2 2 MILLION AUDIOVISUAL MATERIALS, 83,000 CURRENT SERIALS, THOUSANDS O F DIGITAL RESOURCES, AND 5 9 MILLION MICROFORM HOLDINGS SPECIAL COLLECTIONS INCLUDE ABOUT 290,000 RARE BOOKS AND MORE THAN 59 MILLION PAGES OF MATERIALS STANFORD UNIVERSITY PRESS PUBLISHES ABOUT 130 BOOKS PER YEAR, TWO-THIRDS OF WHICH ARE SCHOLARLY MONOGRAPHS AND TEXT BOOKS IN THE HUMANITIES AND THE SOCIAL SCIENCES HIGHWIRE PRESS IS AN ELECTRONIC JOURNAL D EVELOPING AND HOSTING SERVICE THAT PRODUCES THE ONLINE VERSIONS OF 1,436 PEER-REVIEWED JOU RNALS AND OTHER SCHOLARLY CONTENT THE STANFORD UNIVERSITY NETWORK INCLUDES MORE THAN 150, 000 COMPUTERS WITH ASSIGNED INTERNET PROTOCOL ADDRESSES MORE THAN 9 5 TERABYTES OF DATA F LOW BETWEEN SUNET AND THE INTERNET EACH DAY STUDENT SERVICES INCLUDE, AMONG OTHERS, THE D EAN OF STUDENTS OFFICE, THE REGISTRAR, THE ADMISSIONS OFFICE, THE FINANCIAL AID OFFICE, AN D THE OFFICE FOR RELIGIOUS LIFE STUDENT FINANCIAL AID INCLUDES MERIT AND NEED-BASED SCHO LARSHIPS AND FELLOWSHIPS SLAC CONSTRUCTION AND OTHER THE UNIVERSITY MANAGES AND OPERATES SLAC NATIONAL ACCELERATION LABORATORY FOR THE DEPARTMENT OF ENERGY ("DOE") UNDER A MANAGE MENT AND OPERATING CONTRACT REVENUES AND EXPENDIT

Identifier	Return Reference	Explanation
FORM 990, PART III, LINE 4A	STATEMENT OF PROGRAM SERVICE ACCOMPLISHMENTS, CONTINUED FROM PAGE 3	<p>URES ARE INCLUDED IN STANFORD'S FINANCIAL STATEMENTS, ASSETS AND LIABILITIES ARE CARRIED O N DOE'S BOOKS ACCORDINGLY, CONSTRUCTION EXPENDITURES ARE RECORDED AS EXPENDITURES HEREIN FORM 990 PART IV, LINE 12-12A HOW THE FINANCIAL STATEMENTS WERE AUDITED STANFORD'S CONSOL IDATED FINANCIAL STATEMENTS AS OF AND FOR THE YEARS ENDED AUGUST 31, 2010 AND AUGUST 31, 2 009 WERE AUDITED BY THE ACCOUNTING FIRM OF PRICEWATERHOUSECOOPERS ("PWC") AS REQUIRED BY GENERAL ACCEPTED ACCOUNTING PRINCIPLES, THE UNIVERSITY'S FINANCIAL STATEMENTS ARE PREPARED ON A CONSOLIDATED BASIS AND INCLUDE THE UNIVERSITY ACCOUNTS AND THOSE OF STANFORD HOSPITA L AND CLINICS AND THE LUCILE SALTER PACKARD CHILDREN'S HOSPITAL AT STANFORD ("THE HOSPITAL S") THE FINANCIAL STATEMENTS DISCLOSE SEPARATELY THE ACCOUNTS OF THE UNIVERSITY FROM THOS E OF THE HOSPITALS UNDER SEPARATE COVER, THE HOSPITALS PROVIDE AUDITED FINANCIAL STATEMEN TS OF THEIR OWN ACCOUNTS PWC UTILIZES SEPARATE AUDIT TEAMS TO CONDUCT THE AUDIT ENGAGEMEN TS OF STANFORD AND THE HOSPITALS EACH AUDIT IS CONDUCTED BY QUALIFIED PROFESSIONAL ACCOUN TANTS WITH AUDIT PLANS DESIGNED FROM THE SEPARATE ACCOUNTS FOR THE RESPECTIVE ENTITIES, IN ACCORDANCE WITH GENERALLY ACCEPTED AUDITING STANDARDS STANFORD'S FORM 990 REPRESENTS THE ACCOUNTS OF THE UNIVERSITY THE HOSPITALS FILE THEIR OWN SEPARATE 990 FORMS</p>

Identifier	Return Reference	Explanation
FORM 990, PART V, LINE 4b	STANFORD HAS AN INTEREST IN OR SIGNATURE AUTHORITY OVER BANK ACCOUNTS	IN THE FOLLOWING COUNTRIES AUSTRALIA AUSTRIA BELGIUM BRAZIL CANADA CHANNEL ISLANDS CHILE CHINA DENMARK FINLAND FRANCE GERMANY HONG KONG INDIA INDONESIA ISRAEL ITALY JAPAN LUXEMBOURG MALAYSIA MAURITIUS NETHERLANDS NEW ZEALAND NORWAY PAKISTAN PHILIPPINES POLAND QATAR SINGAPORE SOUTH AFRICA SOUTH KOREA SPAIN SWEDEN SWITZERLAND TAIWAN THAILAND TURKEY UNITED KINGDOM



Identifier	Return Reference	Explanation
FORM 990, PART VI, SECTION B, LINE 11A	PREPARATION AND REVIEW OF THE FORM 990	EACH YEAR, THE UNIVERSITY HAS ITS FINANCIAL STATEMENTS AUDITED BY THE INDEPENDENT ACCOUNTING FIRM OF PRICEWATERHOUSECOOPERS (PWC) DATA FOR THE 990 IS EXTRACTED FROM THE AUDITED FINANCIAL STATEMENTS AND SUPPLEMENTAL INFORMATION COMPENSATION DATA IS EXTRACTED FROM PAYROLL RECORDS, AND IN EACH CASE CONFIRMED BY THE REPORTED INDIVIDUAL THIS RETURN IS PREPARED BY THE TAX DEPARTMENT AND REVIEWED BY SENIOR MANAGEMENT AND THE BOARD OF TRUSTEES OF THE UNIVERSITY THE FINAL VERSION IS THEN SIGNED BY THE SENIOR ASSOCIATE VICE PRESIDENT FOR FINANCE AND PWC AS PAID PREPARER

Identifier	Return Reference	Explanation
FORM 990, PART VI, SECTION A, LINE 2, SECTION B, LINE 12C,	AND SCHEDULE L, PART IV	<p>CONFLICT OF INTEREST MEMBERS OF THE UNIVERSITY'S BOARD OF TRUSTEES ("TRUSTEES"), OFFICERS AND FACULTY MAY, FROM TIME TO TIME, BE ASSOCIATED, EITHER DIRECTLY OR INDIRECTLY, WITH ENTITIES DOING BUSINESS WITH THE UNIVERSITY. THE UNIVERSITY HAS CONFLICT OF INTEREST POLICIES THAT ARE STRICTLY ENFORCED TO ENSURE THAT ALL TRANSACTIONS WITH THESE PARTIES ARE ARM'S LENGTH, AND THERE IS NO FAVORABLE TREATMENT AS A RESULT OF THESE RELATIONSHIPS. CONFLICTS OF INTEREST ARE REGULARLY MONITORED, AND THE WRITTEN CONFLICT OF INTEREST POLICY IS CONSISTENTLY ENFORCED. UNIVERSITY-WIDE COMPLIANCE INITIATIVES INCLUDE TRAINING AND DOCUMENTATION, REQUIRED ANNUAL DISCLOSURE AND FOLLOW-UP, MANAGEMENT CONTROLS, ENTERPRISE RISK MANAGEMENT, REGULAR INTERNAL AND EXTERNAL AUDITS, WHISTLE-BLOWER PROVISIONS, SUPERVISION, AND REVIEW. VIOLATIONS ARE ADDRESSED THROUGH VARIOUS SANCTIONS, INCLUDING FINANCIAL PENALTIES AND TERMINATION, DEPENDING UPON THE NATURE AND DEGREE OF THE CONFLICT. FOR OFFICERS, THE UNIVERSITY REQUIRES ANNUAL DISCLOSURE OF SIGNIFICANT FINANCIAL INTERESTS IN EMPLOYMENT OR CONSULTING RELATIONSHIPS WITH ENTITIES DOING BUSINESS WITH THE UNIVERSITY. THESE ANNUAL DISCLOSURES COVER BOTH OFFICERS AND THEIR IMMEDIATE FAMILY. WHEN SUCH ASSOCIATIONS EXIST, MEASURES ARE TAKEN TO APPROPRIATELY MANAGE, IN THE BEST INTERESTS OF THE UNIVERSITY, ANY ACTUAL OR PERCEIVED CONFLICT. FACULTY MUST COMPLY WITH THE FACULTY CONFLICT OF INTEREST POLICY, WHICH REQUIRES ANNUAL CERTIFICATION OF COMPLIANCE WITH THE POLICY AND DISCLOSURE OF INTERESTS IN OUTSIDE ENTITIES THAT ARE SPONSORS OF THEIR TEACHING OR RESEARCH OR OTHER TRANSACTIONS WITH THE UNIVERSITY IN WHICH THEY ARE INVOLVED. ALL PERSONAL FINANCIAL INTERESTS RELATED TO STANFORD ACTIVITIES MUST BE REPORTED, REGARDLESS OF DOLLAR AMOUNT. FOR TRUSTEES, THE UNIVERSITY HAS A WRITTEN CONFLICT OF INTEREST POLICY THAT REQUIRES, AMONG OTHER THINGS, THAT NO MEMBER OF THE BOARD OF TRUSTEES IS PERMITTED TO PARTICIPATE IN ANY DECISION RELATING TO AN ENTITY IN WHICH HE OR SHE (OR AN IMMEDIATE FAMILY MEMBER) HAS A MATERIAL FINANCIAL INTEREST. THE CONFLICT OF INTEREST POLICY ALSO PRECLUDES THE UNIVERSITY FROM ENTERING INTO CERTAIN TRANSACTIONS WITH AN ENTITY IN WHICH A TRUSTEE HAS A MATERIAL FINANCIAL INTEREST UNLESS MEASURES ARE TAKEN TO MITIGATE ANY ACTUAL OR PERCEIVED CONFLICT. NAMELY, THE POLICY REQUIRES THAT SUCH TRANSACTIONS ARE CONDUCTED AT ARM'S LENGTH, FOR GOOD AND SUFFICIENT CONSIDERATION, BASED ON TERMS THAT ARE FAIR AND REASONABLE TO AND FOR THE BENEFIT OF THE UNIVERSITY, AND OTHERWISE IN ACCORDANCE WITH SOUND CONFLICT MANAGEMENT PRACTICES. THE CONFLICT OF INTEREST POLICY REQUIRES EACH TRUSTEE TO CERTIFY COMPLIANCE WITH THE CONFLICT OF INTEREST POLICY ON AN ANNUAL BASIS. SUBJECT TO THE POLICIES AND PROVISIONS OUTLINED ABOVE, AND WITHIN A WELL-DIVERSIFIED PORTFOLIO OF OVER 600 INDIVIDUAL ALTERNATIVE INVESTMENTS THAT SPAN MOST REGIONS OF THE WORLD AND MOST OF THE APPROPRIATE ASSET CLASSES FOR INVESTMENTS OF THIS NATURE, STANFORD MAY FROM TIME TO TIME INVEST ASSETS IN CERTAIN PARTNERSHIPS IN WHICH A TRUSTEE HAS A DIRECT OR INDIRECT GENERAL PARTNERSHIP INTEREST. SUCH INVESTMENTS ARE MADE BASED ON COMPELLING HISTORICAL PERFORMANCE AND TRACK RECORDS OF THE MANAGERS. THE INVESTMENT STRATEGIES OF THESE MANAGERS WERE ALSO ADDITIVE TO THE EXISTING PORTFOLIO AT THE TIME OF THE INVESTMENTS. IN ACCORDANCE WITH ITS CONTRACTUAL ARRANGEMENTS AS A GENERAL OR LIMITED PARTNER, WHICH ARE SIMILAR TO THOSE OF ALL OTHER INVESTORS IN SUCH ENTITIES, STANFORD IS REQUIRED, FROM TIME TO TIME, TO MAKE ADDITIONAL INVESTMENTS IN SUCH PARTNERSHIPS AND RECEIVES CASH DISTRIBUTIONS FROM REDEMPTION OR OTHER DISTRIBUTION OF PRINCIPAL, AS WELL AS ITS PRO-RATA SHARE OF EARNINGS AND OTHER GAINS GENERATED BY THE PARTNERSHIP, NET OF ANY FEES OR CARRIED INTEREST DILUTION OF THE GENERAL PARTNER. IN THE YEAR ENDED AUGUST 31, 2010, TRANSACTIONS WITH THE FOLLOWING TRUSTEES ROSE TO THE LEVEL OF DISCLOSURE REQUIRED BY THE IRS. WITH RESPECT TO STANFORD INVESTMENTS WHERE ROBERT BASS, A TRUSTEE, HAD A DIRECT OR INDIRECT INTEREST AS A GENERAL PARTNER, THE UNIVERSITY INVESTED \$23,600,000 (0.27% OF TOTAL INVESTMENTS DURING THE YEAR ENDED AUGUST 31, 2010) AND RECEIVED DISTRIBUTIONS OF \$9,800,000. WITH RESPECT TO STANFORD INVESTMENTS WHERE THOMAS STEYER, A TRUSTEE, HAD A DIRECT OR INDIRECT INTEREST AS A GENERAL PARTNER, THE UNIVERSITY MADE NO ADDITIONAL INVESTMENT AND RECEIVED DISTRIBUTIONS OF \$5,500,000. WITH RESPECT TO STANFORD INVESTMENTS WHERE JOHN SCULLY, A TRUSTEE, HAD A DIRECT OR INDIRECT INTEREST AS A GENERAL PARTNER, THE UNIVERSITY INVESTED \$5,300,000 (0.06% OF TOTAL INVESTMENTS) AND RECEIVED DISTRIBUTIONS OF \$200,000. WITH RESPECT TO STANFORD INVESTMENTS WHERE STEVEN DENNING, A TRUSTEE, HAD A DIRECT OR INDIRECT FINANCIAL INTEREST AS A GENERAL PARTNER, THE UNIVERSITY INVESTED \$19,600,000 (0.22% OF TOTAL INVESTMENTS) AND RECEIVED DISTRIBUTIONS OF \$12,400,000. WITH RESPECT TO STANFORD INVESTMENTS WHERE JAMES COULTER, A TRUSTEE, HAD A DIRECT OR IND</p>

Identifier	Return Reference	Explanation
FORM 990, PART VI, SECTION A, LINE 2, SECTION B, LINE 12C,	AND SCHEDULE L, PART IV	<p>IRECT FINANCIAL INTEREST AS GENERAL PARTNER, THE UNIVERSITY MADE NO ADDITIONAL INVESTMENTS AND RECEIVED DISTRIBUTIONS OF \$5,200,000 WITH RESPECT TO STANFORD INVESTMENTS WHERE ANN LAMONT, A TRUSTEE, HAD A DIRECT OR INDIRECT FINANCIAL INTEREST AS A GENERAL PARTNER, THE UNIVERSITY INVESTED \$3,400,000 (0.04% OF TOTAL INVESTMENTS) AND RECEIVED DISTRIBUTIONS OF \$1,800,000 IN AGGREGATE, REPORTABLE TRANSACTIONS RELATING TO ALL SUCH INVESTMENT RELATIONSHIPS WITH TRUSTEES AMOUNTED TO AN INVESTMENT BY STANFORD OF \$51,900,000 (0.59% OF TOTAL INVESTMENTS) AND A RETURN TO STANFORD OF \$34,900,000. PARTNERSHIPS IN WHICH MR. BASS OWNS A DIRECT OR INDIRECT GENERAL PARTNERSHIP INTEREST RENTED FACILITIES DIRECTLY OR INDIRECTLY OWNED BY STANFORD UNIVERSITY AND PAID RENT AT FAIR MARKET RATES TO STANFORD IN THE AMOUNT OF \$4,409,140. THESE DISCLOSURES DO NOT INCLUDE TRANSACTIONS IN WHICH A TRUSTEE OR TRUSTEE FAMILY MEMBER PAYS TUITION, ROOM AND/OR BOARD COSTS FOR A STUDENT AT THE UNIVERSITY. JOHN HENNESSY, PRESIDENT AND A TRUSTEE, IS A MEMBER OF THE BOARD OF DIRECTORS OF CISCO SYSTEMS, INC. (CISCO) AND GOOGLE INC. (GOOGLE). THE UNIVERSITY PURCHASES GOODS AND SERVICES FROM CISCO AND GOOGLE IN THE NORMAL COURSE OF BUSINESS AND ALL PURCHASES ARE MADE, AT ARM'S LENGTH, IN ACCORDANCE WITH STANFORD PROCUREMENT POLICIES AND PROCEDURES. MR. HENNESSY DOES NOT PARTICIPATE IN ANY DECISIONS WITH RESPECT TO THESE COMPANIES. DURING THE YEAR ENDED AUGUST 31, 2010, STANFORD PURCHASES FROM CISCO AND GOOGLE AMOUNTED TO \$4,803,000 AND \$103,000, RESPECTIVELY. KAVITARK RAM SHRIRAM, A TRUSTEE, IS ALSO A DIRECTOR AT GOOGLE. JERRY YANG, A TRUSTEE, IS ALSO A DIRECTOR OF CISCO. CONSISTENT WITH THE UNIVERSITY MISSION OF SHARING AND DISSEMINATING KNOWLEDGE, STANFORD SUPPORTS THE GOOGLE BOOK SEARCH PROJECT, WHICH IS CURRENTLY THE SUBJECT OF LITIGATION. OVER THE PAST SIX YEARS GOOGLE HAS SCANNED ABOUT 3 MILLION BOOKS OWNED BY STANFORD. PRESIDENT HENNESSY IS A MEMBER OF THE GOOGLE BOARD OF DIRECTORS AND HAS NOT BEEN INVOLVED IN ANY OF THE NEGOTIATIONS OR DECISIONS INVOLVING THE GOOGLE BOOK SEARCH PROJECT. ISAAC STEIN, A TRUSTEE, IS A DIRECTOR OF THE NON-PROFIT IRVINE FOUNDATION, WHERE JAMES CANALES, A TRUSTEE, SERVES AS CHIEF EXECUTIVE OFFICER. DURING THE FISCAL YEAR ENDED AUGUST 31, 2010 STANFORD RECEIVED \$1.1 MILLION IN GRANTS FROM THE IRVINE FOUNDATION. THE UNIVERSITY PAYS REASONABLE COMPENSATION AND REIMBURSEMENT OF EXPENSES FOR EMPLOYEES OF THE UNIVERSITY AND REASONABLE REIMBURSEMENT OF EXPENSES (AND NO COMPENSATION) FOR TRUSTEES.</p>

Identifier	Return Reference	Explanation
FORM 990, PART VI, SECTION B, LINE 15	COMPENSATION DETERMINATION	<p>THE ANNUAL PROCESS FOR DETERMINING COMPENSATION OF BOTH THE TOP MANAGEMENT OFFICIAL (PRESIDENT OF THE UNIVERSITY) AND OF OTHER OFFICERS/KEY EMPLOYEES INCLUDES REVIEW AND APPROVAL BY INDEPENDENT PERSONS, USE OF COMPARABILITY DATA AND CREATION OF CONTEMPORANEOUS SUBSTANTIATION OF THE DELIBERATION AND DECISION. IN THE CASE OF THE UNIVERSITY'S PRESIDENT, THE VICE PRESIDENT OF HUMAN RESOURCES, AT A PRELIMINARY MEETING WITH A SUBCOMMITTEE OF THE COMMITTEE ON COMPENSATION, PRESENTS AN ANALYSIS OF CURRENT RELEVANT MARKET DATA OBTAINED FROM AN INDEPENDENT HUMAN RESOURCE CONSULTING FIRM. THE SAME MATERIALS ARE SENT TO THE FULL COMMITTEE AT THE MEETING OF THE FULL COMMITTEE AND IN THE ABSENCE OF THE PRESIDENT, DISCUSSION OCCURS PRIOR TO A VOTE. MINUTES OF BOTH MEETINGS ARE ON FILE IN THE OFFICE OF THE VICE PRESIDENT OF HUMAN RESOURCES. IN THE CASE OF OTHER OFFICERS/KEY EMPLOYEES, PER GUIDELINES IN THE COMMITTEE'S EXECUTIVE COMPENSATION POLICY AND PROCEDURES DOCUMENT, EACH YEAR THE VICE PRESIDENT OF HUMAN RESOURCES PROVIDES CURRENT RELEVANT MARKET DATA AND THE HISTORICAL PAY INFORMATION RELATING TO THESE PERSONS TO THE PRESIDENT OR TO THE PROVOST BASED ON THE REPORTING STRUCTURE. THE PRESIDENT AND PROVOST PROPOSE CHANGES IN COMPENSATION BASED ON EACH INDIVIDUAL'S PERFORMANCE AND ON THE MARKET DATA. THE COMMITTEE ON COMPENSATION REVIEWS THE RECOMMENDATIONS AND, FOLLOWING DISCUSSION, APPROVES THE RECOMMENDATIONS AS SUBMITTED OR WITH MODIFICATIONS. MINUTES OF THE MEETING ARE ON FILE IN THE OFFICE OF THE VICE PRESIDENT OF HUMAN RESOURCES.</p> <p>FORM 990, PART VI, SECTION C, LINE 19 HOW STANFORD MAKES ITS GOVERNING DOCUMENTS AVAILABLE TO THE PUBLIC</p> <p>STANFORD UNIVERSITY MAKES ITS GOVERNING DOCUMENTS, CONFLICT OF INTEREST POLICY, AND FINANCIAL STATEMENTS AVAILABLE TO THE GENERAL PUBLIC ON STANFORD'S WEBSITE.</p> <p>FORM 990, PART VII, SECTION B INDEPENDENT CONTRACTORS IN THE PRESENTATION OF THE DATA APPEARING IN FORM 990, PART VII, SECTION B, STANFORD REPORTS DIRECT CASH COMPENSATION PAID TO PROFESSIONAL INDEPENDENT CONTRACTORS COMMISSIONS, DISCOUNTS, AND MANAGEMENT FEES EMBEDDED IN AND/OR DEDUCTED FROM INVESTMENT RETURNS AND AMOUNTS PROVIDED TO VENTURE CAPITAL, PRIVATE EQUITY, AND HEDGE FUND GENERAL PARTNERS DUE TO THEIR "CARRIED INTEREST" IN PARTNERSHIPS WHICH STANFORD PARTICIPATES ARE NOT CONSIDERED IN THIS REPORTING.</p> <p>SCHEDULE K, PART I, COLUMN F FOR MORE THAN 30 YEARS, STANFORD AND THE MANY COMMUNITIES AND CONSTITUENCIES IT SERVES HAVE BENEFITED FROM TAX-EXEMPT BORROWING THROUGH THE CALIFORNIA EDUCATIONAL FACILITIES AUTHORITY. THE UNIVERSITY USES GENEROUS DONOR GIFTS, UNIVERSITY RESERVES AND TAXABLE DEBT, IN ADDITION TO PROCEEDS FROM TAX-EXEMPT BORROWING TO FUND THE CONSTRUCTION OF ACADEMIC BUILDINGS, RESEARCH SUPPORT FACILITIES, RESIDENCES AND OTHER CAMPUS HOUSING, ROADS AND INFRASTRUCTURE. THESE FACILITIES HAVE, IN TURN, ENABLED THE UNIVERSITY TO ATTRACT OUTSTANDING FACULTY AND STUDENTS AND TO MORE EFFECTIVELY PERFORM INTERDISCIPLINARY RESEARCH DESIGNED TO ADDRESS FUNDAMENTAL WORLD PROBLEMS IN HEALTH, SUSTAINABILITY, SECURITY AND K-12 EDUCATION. THE NEW FACILITIES PROVIDE THE STANFORD COMMUNITY WITH THE MOST ADVANCED TECHNOLOGY AND ENVIRONMENT FOR TEACHING, LEARNING AND RESEARCH. THE FUNDING ALSO HAS PLAYED A KEY ROLE IN ENABLING STANFORD TO MEET SEISMIC AND OTHER FEDERAL AND STATE BUILDING REQUIREMENTS. THE FOLLOWING ARE EXAMPLES OF BUILDINGS FUNDED IN PART THROUGH TAX-EXEMPT DEBT:</p> <p>A. THE YANG YAMAZAKI ENVIRONMENTAL AND ENERGY BUILDING IS THE HUB OF STANFORD'S ENVIRONMENTAL SUSTAINABILITY TEACHING AND RESEARCH. IT IS A MODEL FOR SUSTAINABILITY BUILDING STANDARDS, USING 56 PERCENT LESS ENERGY AND 90 PERCENT LESS POTABLE WATER THAN A TRADITIONALLY CONSTRUCTED BUILDING OF ITS SIZE.</p> <p>B. THE LIKASHING CENTER FOR LEARNING AND KNOWLEDGE BRINGS TOGETHER CUTTING-EDGE MEDICINE, MODERN EDUCATION AND ADVANCED TECHNOLOGY TO TRAIN THE PHYSICIANS OF TOMORROW. MEDICAL STUDENTS PRACTICE LIFE-SAVING SKILLS IN REALISTIC SIMULATIONS AND LEARN TO APPLY RESEARCH TO BEDSIDE TREATMENTS. THE CENTER IS A GATHERING PLACE FOR MEDICAL EXPERTS TO SHARE RESEARCH AND HEALTH CARE INSIGHTS AND TO BRING THEIR COMBINED EXPERTISE TO BEAR ON THE WORLD'S GREATEST HEALTH CHALLENGES.</p> <p>C. THE CENTER FOR NANOSCALE SCIENCE AND TECHNOLOGY FOSTERS COLLABORATIVE DEVELOPMENT IN THIS BURGEONING NEW SCIENCE. SCIENTISTS AT THE CENTER ARE STUDYING HOW TO CREATE MATERIALS AND DEVICES NO BIGGER THAN ONE-BILLIONTH OF A METER, WITH DIRECT AND ECONOMICALLY VIABLE APPLICATIONS TO MEDICINE, ENERGY AND COMMUNICATIONS.</p> <p>D. THE HUANG ENGINEERING CENTER HOUSES THE SCHOOL OF ENGINEERING, WHOSE TIES TO THE HIGH-TECHNOLOGY INDUSTRY CONTINUE TO FUEL THE GROWTH AND ECONOMY OF SILICON VALLEY AND NORTHERN CALIFORNIA. THE SCHOOL OF ENGINEERING IS WORLD RENOWNED FOR PUSHING THE FRONTIERS OF MODERN SCIENCE AND ENGINEERING, ESPECIALLY IN THE FIELDS OF COMPUTER SCIENCE, BIOENGINEERING AND ENVIRONMENTAL SUSTAINABILITY.</p> <p>E. THE MUNGER GRADUATE RESIDENCE IS A FIVE-BUILDING HOUSING COMPLEX FOR 600 STANFORD LA</p>

Identifier	Return Reference	Explanation
FORM 990, PART VI, SECTION B, LINE 15	COMPENSATION DETERMINATION	W AND OTHER GRADUATE STUDENTS IT IS A SIGNIFICANT INVESTMENT BY STANFORD IN MITIGATING TR AFFIC AND OTHER ENVIRONMENTAL CONCERNS AS IT GREATLY REDUCES THE NUMBER OF PEOPLE DRIVING TO CAMPUS DAILY

Identifier	Return Reference	Explanation
FORM 990, SCHEDULE K, PART I, COLUMN c	CUSIP NUMBER	<p>CEFA TAX EXEMPT COMMERCIAL PAPER ("TECP") DATED 5/22/08 WAS ASSIGNED A UNIQUE BLOCK OF 900 CUSIP NUMBERS UPON ISSUANCE. A NEW CUSIP NUMBER IS ASSIGNED TO EACH TRAUNCH OF TECP THAT IS ISSUED. THE CUSIP NUMBER LISTED IS THE FIRST CUSIP NUMBER IN THE SERIES AND WAS ASSIGNED AT THE ORIGINAL ISSUANCE DATE, 5/22/08.</p> <p>FORM 990, SCHEDULE K, PART I, COLUMN F DESCRIPTION OF PURPOSE FOR TAX-EXEMPT BONDS:</p> <p>A CALIFORNIA EDUCATIONAL FACILITIES AUTHORITY TECP - CAPITAL EXPENDITURES FOR EDUCATIONAL FACILITIES. REFUND PRIOR COMMERCIAL PAPER NOTES ISSUED 5/2/2008 AND 3/24/2008 THAT WERE PART OF THE SAME PROGRAM. COSTS OF ISSUANCE.</p> <p>B CALIFORNIA EDUCATIONAL FACILITIES AUTHORITY S - CAPITAL EXPENDITURES FOR EDUCATIONAL FACILITIES. REFUND CEFA SERIES L-8 ISSUED 10/30/2000, REFUND CEFA SERIES L-9 ISSUED 10/31/2000, REFUND CEFA TAX EXEMPT COMMERCIAL PAPER REVENUE NOTES ISSUED 3/18/03. COSTS OF ISSUANCE.</p> <p>C CALIFORNIA EDUCATIONAL FACILITIES AUTHORITY T-3 - CAPITAL EXPENDITURES FOR EDUCATIONAL FACILITIES, CAPITAL EQUIPMENT, LAND IMPROVEMENTS, UTILITIES AND SYSTEMS. REFUND CEFA TAX EXEMPT COMMERCIAL PAPER NOTES ISSUED ON VARIOUS DATES. COSTS OF ISSUANCE.</p> <p>D CALIFORNIA EDUCATIONAL FACILITIES AUTHORITY T-4 - REFUND PRIOR COMMERCIAL PAPER NOTES ISSUED ON OR ABOUT MARCH 3, 2008 AND MARCH 6, 2008. COSTS OF ISSUANCE.</p> <p>E CALIFORNIA EDUCATIONAL FACILITIES AUTHORITY T-5 - REFUND \$59,180,000 OF CEFA SERIES P REVENUE BONDS - ISSUED MARCH 30, 1999.</p> <p>SCHEDULE K, PART II FOR CEFA CP, PART II, LINE 1 IS THE MAXIMUM AMOUNT OF COMMERCIAL PAPER THAT IS AUTHORIZED UNDER THAT ISSUE. AT AUGUST 31, 2010, COMMERCIAL PAPER DEBT OUTSTANDING WAS \$113,532,000.</p> <p>SCHEDULE K, PART III CEFA SERIES T-4 AND T-5 PROCEEDS WERE USED TO REFINANCE DEBT ISSUED PRIOR TO JANUARY 1, 2003. ACCORDINGLY, PART III IS NOT COMPLETED FOR THESE ISSUES.</p> <p>SCHEDULE K, PART III, PRIVATE BUSINESS USE, LINES 4-5 STANFORD UNIVERSITY FINANCES ITS FACILITIES WITH A COMBINATION OF TAX-EXEMPT DEBT, TAXABLE DEBT, GIFTS AND OTHER UNIVERSITY FUNDS. OCCASIONALLY, SOME OF THESE FACILITIES WILL HOUSE ACTIVITIES THAT THE IRS MIGHT CONSIDER TO BE "PRIVATE BUSINESS USE," AS DEFINED IN IRC SECTION 141. FOR INSTANCE, STANFORD MAY RENT A SMALL PORTION OF A FACILITY TO A FOR-PROFIT OPERATOR OF CAFETERIAS (PRIMARILY FOR THE CONVENIENCE OF FACULTY, STAFF, STUDENTS AND THEIR GUESTS). IN OTHER SITUATIONS, STANFORD MAY RECEIVE A GENEROUS CORPORATE GIFT TO FUND A PORTION OF A BUILDING AND MAY CHOOSE TO ACKNOWLEDGE SUCH GENEROSITY BY NAMING A CLASSROOM, LIBRARY OR AUDITORIUM IN HONOR OF THE CORPORATE DONOR. IN SUCH CASES, STANFORD ELECTS THE "UNDIVIDED PORTION ALLOCATION METHOD" DESCRIBED IN PROPOSED TREASURY REGULATION SECTION 1.141-D(6), AND THUS ALLOCATES SUCH "PRIVATE BUSINESS USE" FIRST TO THAT PORTION OF THE FACILITY FUNDED BY TAXABLE DEBT, GIFTS OR OTHER UNIVERSITY FUNDS. ACCORDINGLY, STANFORD REPORTS 0% AS THE PERCENTAGE OF FINANCED PROPERTY USED IN PRIVATE BUSINESS USE (PART III, QUESTION 4). IN ADDITION TO THE CONSTRUCTION COST OF BUILDINGS, TAX-EXEMPT DEBT ALSO FUNDED A SIGNIFICANT PORTION OF THE UNIVERSITY'S INFRASTRUCTURE, INCLUDING ROADS AND UNDERGROUND UTILITIES. THE PORTION OF THE FUNDING OF THESE IMPROVEMENTS BY SOURCES OTHER THAN TAX-EXEMPT DEBT AS A PERCENTAGE OF TOTAL FUNDING WAS WELL IN EXCESS OF THE MEASURED AMOUNT OF PRIVATE BUSINESS USE TO TOTAL USE. ACCORDINGLY, THE AMOUNTS REPORTED ON PART III, LINES 4 AND 5, FOR THE PERCENTAGE OF FINANCED PROPERTY USED IN PRIVATE BUSINESS USE BY OTHER ENTITIES AND AS A RESULT OF AN UNRELATED TRADE OR BUSINESS ACTIVITY, RESPECTIVELY, ARE ZERO.</p> <p>BOND ISSUANCE COSTS (BIC) AS A PERCENTAGE OF THE TOTAL PROCEEDS BY BOND ISSUE:</p> <p>ISSUE BIC% CEFA CP 0 0000% CEFA SERIES S 0 4532% CEFA SERIES T-1 0 4314% CEFA SERIES T-4 0 5048% CEFA SERIES T-5 0 0028% CEFA SERIES U-1 0 6483%</p> <p>SCHEDULE K, PART IV DURING THE PERIODS SINCE THESE BONDS WERE ISSUED, THE INTEREST RATE ON THE BONDS HAS EXCEEDED THE INVESTMENT RETURN ON ANY UNSPENT PROCEEDS. ACCORDINGLY, NO FORM 8038-T HAS BEEN ISSUED.</p>

Identifier	Return Reference	Explanation
SCHEDULE L, PART II	LOANS TO/FROM INTERESTED PERSONS	SEE ATTACHMENT 5 AT END OF THIS RETURN FOR DETAILS REGARDING LOANS TO INTERESTED PERSONS IN EACH CASE THE LOAN IS MADE FROM STANFORD TO THE INDIVIDUAL (COLUMN B) NONE OF THESE LOANS ARE IN DEFAULT (COLUMN E) ALL LOANS HAVE BEEN APPROVED BY THE BOARD OF TRUSTEES (COLUMN F) AND FOR EACH LOAN ISSUED, THERE EXISTS A WRITTEN AGREEMENT BETWEEN STANFORD AND THE BORROWER (COLUMN G) PURSUANT TO PROGRAMS INTENDED TO FACILITATE HOUSING FOR EMPLOYEES, THE UNIVERSITY HOLDS MORTGAGES AND LEASEHOLDS ON CERTAIN HOUSES ON OR NEAR CAMPUS OWNED AND OCCUPIED BY EMPLOYEES AND THEIR FAMILIES, WHICH, FROM TIME TO TIME, COULD INCLUDE OFFICERS AND KEY EMPLOYEES OF THE UNIVERSITY

SCHEDULE R  
(Form 990)

Related Organizations and Unrelated Partnerships

▶ Complete if the organization answered "Yes" to Form 990, Part IV, line 33, 34, 35, 36, or 37.  
▶ Attach to Form 990. ▶ See separate instructions.

OMB No 1545-0047

2009

Open to Public Inspection

Department of the Treasury  
Internal Revenue Service

**Name of the organization**  
STANFORD UNIVERSITY BOARD OF TRUSTEES  
OF THE LELAND STANFORD JUNIOR UNIVERSITY

**Employer identification number**  
  
94-1156365

Part I Identification of Disregarded Entities (Complete if the organization answered "Yes" on Form 990, Part IV, line 33.)

(a) Name, address, and EIN of disregarded entity	(b) Primary activity	(c) Legal domicile (state or foreign country)	(d) Total income	(e) End-of-year assets	(f) Direct controlling entity
See Additional Data Table					

Part II Identification of Related Tax-Exempt Organizations (Complete if the organization answered "Yes" on Form 990, Part IV, line 34 because it had one or more related tax-exempt organizations during the tax year.)

(a) Name, address, and EIN of related organization	(b) Primary activity	(c) Legal domicile (state or foreign country)	(d) Exempt Code section	(e) Public charity status (if section 501(c)(3))	(f) Direct controlling entity
STANFORD HOSPITAL AND CLINICS  300 PASTEUR DRIVE MC 5555  STANFORD, CA 94304 94-6174066	HEALTHCARE	CA	501(c)(3)	3	NA
LUCILE SALTER PACKARD CHILDRENS HOSPITAL  725 WELCH ROAD MC 5553  PALO ALTO, CA 94304 77-0003859	HEALTHCARE	CA	501(c)(3)	3	NA
THE FREIDENRICH SUPPORT FOUNDATION  3145 PORT DRIVE  PALO ALTO, CA 94304 30-0519583	EDUCATIONAL	CA	501(c)(3)	11, TYPE 1	NA
PACIFIC-10 CONFERENCE  1350 TREAT BOULEVARD  WALNUT CREEK, CA 94597 94-1459048	EDUCATIONAL	CA	501(c)(3)	11, TYPE 1	NA
SHR HOLDINGS INC  3145 PORTER DRIVE  PALO ALTO, CA 94304 94-3187167	REAL ESTATE	CA	501(c)(25)	N/A	NA
STANFORD Univ TRUST POST RETEMPYNT BEN  3145 PORTER DRIVE  PALO ALTO, CA 94304 94-3246199	BENEFITS	CA	501(C)(9)	N/A	NA



Part III

Identification of Related Organizations Taxable as a Partnership (Complete if the organization answered "Yes" on Form 990, Part IV, line 34 because it had one or more related organizations treated as a partnership during the tax year.)

(a) Name, address, and EIN of related organization	(b) Primary activity	(c) Legal domicile (state or foreign country)	(d) Direct controlling entity	(e) Predominant income (related, unrelated, excluded from tax under sections 512- 514)	(f) Share of total income	(g) Share of end-of-year assets	(h) Disproportionate allocations?		(i) Code V—UBI amount in box 20 of Schedule K-1 (Form 1065)	(j) General or managing partner?	
							Yes	No		Yes	No
See Additional Data Table											

Part IV

Identification of Related Organizations Taxable as a Corporation or Trust (Complete if the organization answered "Yes" on Form 990, Part IV, line 34 because it had one or more related organizations treated as a corporation or trust during the tax year.)

(a) Name, address, and EIN of related organization	(b) Primary activity	(c) Legal domicile (state or foreign country)	(d) Direct controlling entity	(e) Type of entity (C corp, S corp, or trust)	(f) Share of total income	(g) Share of end-of-year assets	(h) Percentage ownership
See Additional Data Table							

Part V

Transactions With Related Organizations (Complete if the organization answered "Yes" on Form 990, Part IV, line 34, 35, or 36.)

Note. Complete line 1 if any entity is listed in Parts II, III or IV

1 During the tax year, did the organization engage in any of the following transactions with one or more related organizations listed in Parts II-IV?

a Receipt of (i) interest (ii) annuities (iii) royalties (iv) rent from a controlled entity

b Gift, grant, or capital contribution to other organization(s)

c Gift, grant, or capital contribution from other organization(s)

d Loans or loan guarantees to or for other organization(s)

e Loans or loan guarantees by other organization(s)

f Sale of assets to other organization(s)

g Purchase of assets from other organization(s)

h Exchange of assets

i Lease of facilities, equipment, or other assets to other organization(s)

j Lease of facilities, equipment, or other assets from other organization(s)

k Performance of services or membership or fundraising solicitations for other organization(s)

l Performance of services or membership or fundraising solicitations by other organization(s)

m Sharing of facilities, equipment, mailing lists, or other assets

n Sharing of paid employees

o Reimbursement paid to other organization for expenses

p Reimbursement paid by other organization for expenses

q Other transfer of cash or property to other organization(s)

r Other transfer of cash or property from other organization(s)

Yes

No

1a

1b

1c

1d

1e

1f

1g

1h

1i

1j

1k

1l

1m

1n

1o

1p

1q

1r

No

No

No

No

No

No

Yes

No

Yes

Yes

Yes

Yes

Yes

Yes

Yes

Yes

2 If the answer to any of the above is "Yes," see the instructions for information on who must complete this line, including covered relationships and transaction thresholds

(a) Name of other organization	(b) Transaction type(a-r)	(c) Amount involved
(1) See Additional Data Table		
(2)		
(3)		
(4)		
(5)		
(6)		

Schedule R (Form 990) 2009

Provide the following information for each entity taxed as a partnership through which the organization conducted more than five percent of its activities (measured by total assets or gross revenue) that was not a related organization. See instructions regarding exclusion for certain investment partnerships.

[illegible]

Software ID:

Software Version:

EIN: 94-1156365

Name: STANFORD UNIVERSITY BOARD OF TRUSTEES  
OF THE LELAND STANFORD JUNIOR UNIVERSITY

Form 990, Schedule R, Part I - Identification of Disregarded Entities

(a) Name, address, and EIN of disregarded entity	(b) Primary Activity	(c) Legal Domicile (State or Foreign Country)	(d) Total income (\$)	(e) End-of-year assets (\$)	(f) Direct Controlling Entity
CARDINAL ARROWPOINT LLC C/O STANFORD MGT CO 2770 SAND HIL  MENLO PARK, CA 94025 91-2035195	INVESTMENT	DE	-1,828	0	NA
CARDINAL CENTREPOINT LLC C/O STANFORD MGT CO 2770 SAND HIL  MENLO PARK, CA 94025	INVESTMENT	TX	0	0	NA
CARDINAL NEWBURY GP LLC C/O STANFORD MGT CO 2770 SAND HIL  MENLO PARK, CA 94025	INVESTMENT	DE	25	3,094	NA
CARDINAL NEWBURY LP LLC C/O STANFORD MGT CO 2770 SAND HIL  MENLO PARK, CA 94025	INVESTMENT	DE	140,697	17,275,993	NA
CARDINAL REGENT GP LLC C/O STANFORD MGT CO 2770 SAND HIL  MENLO PARK, CA 94025 91-2116646	INVESTMENT	TX	0	0	NA
CARDINAL REGENT LP LLC C/O STANFORD MGT CO 2770 SAND HIL  MENLO PARK, CA 94025 91-2116398	INVESTMENT	DE	1,515,456	33,188	NA
FAIRFIELD NORTH SEA ENERGY LLC C/O STANFORD MGT CO 2770 SAND HIL  MENLO PARK, CA 94025	INVESTMENT	DE	-4,105,833	34,514,086	NA
SAND HILL INVESTMENTS GP LLC C/O STANFORD MGT CO 2770 SAND HIL  MENLO PARK, CA 94025 41-2262027	INVESTMENT	DE	0	0	NA
SMC DE LLC C/O STANFORD MGT CO 2770 SAND HIL  MENLO PARK, CA 94025	INVESTMENT	DE	133,207	8,139,420	NA
SAND HILL INVESTMENTS LP C/O STANFORD MGT CO 2770 SAND HIL  MENLO PARK, CA 94025 35-1557441	INVESTMENT	DE	124,615	23,197,835	NA
ALTIRA TECHNOLOGY FUND IV DIRECT INVEST C/O STANFORD MGT CO2770 Sand Hill Menlo Park, CA 94025	Investments	DE	-132,191	17,502,711	NA
CYPRESS MARINA PARTNERS LLC C/O STANFORD MGT CO2770 Sand Hill MENLO PARK, CA 94025 95-4890334	REAL ESTATE	CA	-609,298	76,663,621	NA
OTL LLC 3145 PORTER DRIVE PALO ALTO, CA 94304 94-1156365	TECHNOLOGY	CA	0	42,498	NA
SU ACQUISITION LLC 3145 PORTER DRIVE PALO ALTO, CA 94304 94-1156365	REAL ESTATE	DE	577,134	2,000,000	NA
SAA SIERRA PROGRAMS LLC 3145 PORTER DRIVE PALO ALTO, CA 94304 94-1156365	ALUM RELATION	CA	5,451,916	8,686,256	NA
ANTS AT WORK LLC 3145 PORTER DRIVE PALO ALTO, CA 94304 94-1156365	research	NM	0	55,000	NA
SHR HOTEL LLC 3145 PORTER DRIVE PALO ALTO, CA 94304 41-2277925	REAL ESTATE	CA	28,183,400	144,211,461	NA
SPECIALTY EVENTS LLC 3145 PORTER DRIVE PALO ALTO, CA 94304 27-3665473	GEN BUS OPS	CA	0	0	NA
JPS NO 2 LLC 3145 PORTER DRIVE PALO ALTO, CA 94304 94-1347393	REAL ESTATE	CO	0	0	NA

Form 990, Schedule R, Part II - Identification of Related Tax-Exempt Organizations

(a) Name, address, and EIN of related organization	(b) Primary Activity	(c) Legal Domicile (State or Foreign Country)	(d) Exempt Code section	(e) Public charity status (if 501(c)(3))	(f) Direct Controlling Entity
STANFORD HOSPITAL AND CLINICS  300 PASTEUR DRIVE MC 5555 STANFORD, CA94304 94-6174066	HEALTHCARE	CA	501(c)(3)	3	NA
LUCILE SALTER PACKARD CHILDRENS HOSPITAL  725 WELCH ROAD MC 5553 PALO ALTO, CA94304 77-0003859	HEALTHCARE	CA	501(c)(3)	3	NA
THE FREIDENRICH SUPPORT FOUNDATION  3145 PORT DRIVE PALO ALTO, CA94304 30-0519583	EDUCATIONAL	CA	501(c)(3)	11, TYPE 1	NA
PACIFIC-10 CONFERENCE  1350 TREAT BOULEVARD WALNUT CREEK, CA94597 94-1459048	EDUCATIONAL	CA	501(c)(3)	11, TYPE 1	NA
SHR HOLDINGS INC  3145 PORTER DRIVE PALO ALTO, CA94304 94-3187167	REAL ESTATE	CA	501(c)(25)	N/A	NA
STANFORD Univ TRUST POST RETEMPYNT BEN  3145 PORTER DRIVE PALO ALTO, CA94304 94-3246199	BENEFITS	CA	501(C)(9)	N/A	NA

Form 990, Schedule R, Part III - Identification of Related Organizations Taxable as a Partnership

(a) Name, address, and EIN of related organization	(b) Primary activity	(c) Legal Domicile (State or Foreign Country)	(d) Direct Controlling Entity	(e) Predominant income (related, unrelated, excluded from tax under sections 512-514)	(f) Share of total income (\$)	(g) Share of end-of- year assets (\$)	(h) Disproportionate allocations?		(i) Code V-UBI amount on Box 20 of K-1 (\$)	(j) General or Managing Partner?	
							Yes	No		Yes	No
ARCOLA LP  C/O GREAT PT INV 2 CTR PLAZA STE BOSTON, MA 02108 20-4222260	REAL ESTATE DEV	DE	NA	EXCLUDED	5,002	87,711,472		No			No
ATWATER 12 LP  2001 ROSS AVENUE SUITE 3400 DALLAS, TX 75201 75-2944481	REAL ESTATE INV	DE	NA	EXCLUDED	1,360,384	21,581,088		No			No
AVENUE ASIA CAPITAL PARTNERS LP  535 MADISON AVENUE 15TH FL NEW YORK, NY 10022 01-0553224	FOREIGN INV	DE	NA	EXCLUDED	7,261,508	13,535,242		No			No
CAPITAL CENTER 20 LP  C/O DRA ADVISORS INC 200 E 42ND S TH FL NEW YORK, NY 10017 13-4106892	COMM REAL ESTATE	DE	NA	EXCLUDED	327	0		No			No
JER R E QUALIFIED PARTNERS EUROPE LP  C/O JE ROBERT COS 1650 TYSON BL STE MCLEAN, VA 22102 54-2029560	REAL ESTATE Inv	DE	NA	EXCLUDED	-146,888	4,695,832		No			No
KEB INVESTORS II LP	FOREIGN INV	BD	NA	EXCLUDED	2,156,728	62,723,279		No			No
LINCOLN COMMERCE PARK II LTD  PO BOX 1920 DALLAS, TX 75221 20-4681486	REAL ESTATE Dev	DE	NA	EXCLUDED	888,914	17,955,649		No			No
PALO ALTO LP  WHITELEY CHAMBERS DON STREET ST HELIER XC JE 4 9WG CU	FOREIGN INV	CU	NA	EXCLUDED	14,826	108,118,119		No			No
PARMENTER REALTY FUND II LP  1111 BRICKELL AVENUE SUITE 2910 MIAMI, FL 33131 20-0973616	REAL ESTATE Inv	DE	NA	EXCLUDED	813,549	958,078		No			No
REGENT OFFICE CENTER LP  2400 FINANCIAL CENTER BLDG SEATTLE, WA 98161 91-2116424	REAL ESTATE Inv	TX	NA	EXCLUDED	1,515,456	33,188		No			No
SANDPIPER FUND LP  2100 MCKINNEY AVENUE SUITE 1770 DALLAS, TX 75201 26-0341626	INV IN SECUR	TX	NA	EXCLUDED	-4,358,764	52,872,632		No			No
SAROFIM MULTIFAMILY PARTNERS LP  8115 PRESTON ROAD SUITE 400 DALLAS, TX 75225 20-1929002	Real Estate Dev	DE	NA	EXCLUDED	-319,011	64,354,942		No			No
SIC PARTNERS LLC  C/O STANFORD MGT CO 2770 SAND HIL MENLO PARK, CA 94025 30-0312996	REAL ESTATE Dev	CA	NA	unrelated	-909,442	64,321,965		No	- 625,159		No
SKY HARBOR ASSOCIATES LP  PO BOX 1920 DALLAS, TX 75221 20-5803431	COMM PROP Inv	DE	NA	EXCLUDED	-144,110	6,830,971		No			No
SNOWCREEK VI PARTNERS LLC  C/O STANFORD MGT CO 2770 SAND HIL MENLO PARK, CA 94025 86-1089966	REAL ESTATE Dev	CA	NA	unrelated	-297,301	3,721,649		No	- 373,366		No
STERLING STAMOS REAL ASSETS FUND (A) LP  250 PARK AVENUE 29TH FLOOR NEW YORK, NY 10022 20-3949682	REAL ESTATE INV	DE	NA	unrelated	-194,094	21,912,826		No	- 390,108		No
TC ARROWPOINT LP  2001 ROSS AVENUE SUITE 3400 DALLAS, TX 75201 75-2850740	REAL ESTATE Inv	DE	NA	EXCLUDED	-1,828	0		No			No
DEK PORTFOLIO LLC  C/O SPAULDING SLYE INV 1 PO S BOSTON, MA 02109 04-3446765	REAL ESTATE INV	DE	NA	EXCLUDED	-1,467,326	25,437,977		No			No
BROWN BARK I LP  PO BOX 1068 STAFFORD, TX 774971068 72-1604614	NOTES REC INV	DE	N/A	EXCLUDED	1,708,704	19,062,361		No			No
BROWN BARK II LP  PO BOX 1068 STAFFORD, TX 774971068 20-8727391	NOTES REC INV	DE	N/A	EXCLUDED	895,287	9,305,753		No			No
BROWN BARK III LP  PO BOX 1068 STAFFORD, TX 774971068 26-1780743	NOTES REC INV	DE	N/A	EXCLUDED	3,583,669	13,875,128		No			No
COLONY KOREA CO- INVESTMENT PARTNERS LP  1999 AVENUE OF THE STARS SUITE 120 LOS ANGELES, CA 90067 95-4867607	PORTFOLIO INV	DE	NA	EXCLUDED	89	36,135		No			No
DOWNTOWN ASSOCIATES V LP  674 UNIONVILLE RD STE 105 KENNETT SQUARE, PA 19348 23-2956388	INV IN SECUR	DE	NA	EXCLUDED	- 17,512,423	0		No			No
FORTRESS IW COINVESTMENT (FUND B) LP  1345 AVE OF THE AMERICAS 23RD FL NEW YORK, NY 10105 98-0509639	TRAVEL	CJ	NA	EXCLUDED	325,267	0		No			No
JER REAL ESTATE PARTNERS EUROPE II LP  CLARGES HOUSE 6-12 CLARGES ST LONDON, EN W1J 8AD UK	REAL ESTATE Inv	UK	JER ALBERTA LP	EXCLUDED	-4,459,839	12,981,768		No			No
KERN COBALT CO-INVEST PARTNERS III LP  98-0603937	ENERGY INV	CA	NA	UNRELATED	103,951	3,249,532		No	- 301,877		No
GRE PROPERTIES LLC  3145 PORTER DRIVE PALO ALTO, CA 94304 94-1156365	REAL ESTATE	AZ	N/A	RELATED	0	39,793		No			No
STANFORD PET- CT LLC  300 PASTEUR DRIVE M/C 5555 STANFORD, CA 94305 61-1423414	MED DIAGNOSIS	CA	N/A	RELATED	4,913,223	6,643,368		No			No

Form 990, Schedule R, Part IV - Identification of Related Organizations Taxable as a Corporation or Trust

(a) Name, address, and EIN of related organization	(b) Primary activity	(c) Legal Domicile (State or Foreign Country)	(d) Direct Controlling Entity	(e) Type of entity (C corp, S corp, or trust)	(f) Share of total income (\$)	(g) Share of end-of-year assets (\$)	(h) Percentage ownership
MARINER VOYAGER INTERNATIONAL LTD C/O STUARTS CORP SVCS PO BOX 2510 GEORGE TOWN CJ	INVESTMENTS	CJ	NA	C CORP	-566,400	25,159,849	60 714 %
NWQ CONCENTRATED FUND LTD WALKER HOUSE 87 MARY STREET GEORGE TOWN KY1- 9002 CJ 68-0661555	INVESTMENTS	CJ	NA	C CORP	-16,563,363	96,785,781	100 000 %
STANFORD SGGS EUROPE INC UGLAND HOUSE S CHURCH ST PO BOX 309GT, GEORGE TOWN CJ 13-1684331	INVESTMENTS	CJ	NA	C CORP	120,281	33,190,169	100 000 %
BLACK RIVER EMEA INVESTORS FUND LTD UGLAND HOUSE S CHURCH ST GEORGE TOWN CJ 98-0428006	INVESTMENTS	CJ	NA	C CORP	-8,210,295	121,258,961	67 938 %
EAST SAIL C/O INTL FS INC IFS COURT TWENTYEIGHT, CYBERCITY, EBENE MP	INVESTMENTS	MP	NA	C CORP	24,519,264	103,038,955	100 000 %
GAVEA INVESTMENT FUND II-C LP PO BOX 896GT HARBOUR CENTRE GEORGE TOWN CJ 98-0537952	INVESTMENTS	CJ	NA	C CORP	70,296,878	111,369,815	53 190 %
JER ALBERTA LP C/O JE ROBERT COS 1650 TYSON BLVD MCLEAN, VA22102 98-0423557	INVESTMENTS	CA	NA	C CORP	-4,459,839	11,797,865	100 000 %
JER ALBERTA III LP c/o JE ROBERT COS 1650 TYSON BLVD MCLEAN, VA22102 98-0493425	INVESTMENTS	CA	NA	C CORP	-4,422,281	2,836,492	100 000 %
NORTH WEST CAMPUS MIDPOINT 3145 PORTER DRIVE PALO ALTO, CA94304 20-1627958	REAL ESTATE	CA	NA	C CORP	129,319	96,208	100 000 %
MIDPOINT TECHNOLOGY PARK 3145 PORTER DRIVE PALO ALTO, CA94304 94-3287254	REAL ESTATE	CA	NA	C CORP	394,647	287,539	100 000 %
STANFORD HEALTH AFFILIATES 3145 PORTER DRIVE PALO ALTO, CA94304 77-0284664	INACTIVE	CA	NA	C CORP	0	0	100 000 %
MARBLETON PROPERTY FUND (ALBERTA) LP C/O JE ROBERT COMPANIES 1650 TYS MCLEAN, VA22102 98-0531893	Real Estate Inv	CA	NA	C CORP	-327,347	1,383,095	68 888 %

Form 990, Schedule R, Part V - Transactions With Related Organizations

(a) Name of other organization		(b) Transaction type(a-r)	(c) Amount Involved (\$)
(1)	ARCOLA LP	B	12,057,405
(1)	ARCOLA LP	R	742,994
(2)	ATWATER 12 LP	B	93,300
(3)	ATWATER 12 LP	R	1,244,000
(4)	AVENUE ASIA CAPITAL PARTNERS LP	R	15,659,375
(5)	BLACK RIVER EMEA INVESTORS FUND LTD	R	35,000,000
(6)	BROWN BARK I LP	R	1,979,941
(7)	BROWN BARK II LP	R	1,485,001
(8)	BROWN BARK III LP	B	849,823
(9)	BROWN BARK III LP	R	6,527,402
(10)	DEK PORTFOLIO LLC	B	293,168
(11)	EAST SAIL	B	4,651,684
(12)	EAST SAIL	R	32,000,000
(13)	GAVEA INVESTMENT FUND II-C LP	R	45,000,000
(14)	JER REAL ESTATE QUALIFIED PARTNERS EUROPE LP	R	968,029
(15)	JER ALBERTA LP	B	5,606,423
(16)	JER ALBERTA III LP	B	5,874,375
(17)	JER ALBERTA III LP	R	28,749
(18)	KEB INVESTORS II LP	R	3,013,378
(19)	LINCOLN COMMERCE PARK II LTD	B	121,786
(20)	LINCOLN COMMERCE PARK II LTD	R	1,212,000
(21)	MARBLETON PROPERTY FUND (ALBERTA) LP	B	1,610,116
(22)	MARINER VOYAGER FUND INTERNATIONAL LTD	R	17,057,440
(23)	NWQ CONCENTRATED FUND LTD	R	70,000,000
(24)	PARMENTER REALTY FUND II LP	B	160,168
(25)	PARMENTER REALTY FUND II LP	R	262,623
(26)	REGENT OFFICE CENTER LP	R	6,358,000
(27)	SANDPIPER FUND LP	B	9,000,000
(28)	SIC PARTNERS LLC	B	4,975,041
(29)	SIC PARTNERS LLC	R	156,920



Form 990, Schedule R, Part V - Transactions With Related Organizations

(a) Name of other organization		(b) Transaction type(a-r)	(c) Amount Involved (\$)
(31)	SKY HARBOR ASSOCIATES LP	B	335,424
(1)	SNOWCREEK VI PARTNERS LLC	R	1,712,181
(2)	STANFORD HOSPITAL AND CLINIC	R	311,977,325
(3)	STANFORD HOSPITAL AND CLINIC	B	2,789,117
(4)	STANFORD HOSPITAL AND CLINIC	C	7,956,320
(5)	STANFORD SGG S EUROPE INC	B	2,805,156
(6)	STANFORD SGG S EUROPE INC	R	1,497,432
(7)	STERLING STAMOS REAL ASSETS FUND (A) LP	B	968,753
(8)	STERLING STAMOS REAL ASSETS FUND (A) LP	R	501,745
(9)	TC ARROWPOINT LP	R	16,118
(10)	LUCILE SALTER PACKARD CHILDRENS HOSPITAL	R	124,969,823
(11)	LUCILE SALTER PACKARD CHILDRENS HOSPITAL	C	5,528,581
(12)	LUCILE SALTER PACKARD CHILDRENS HOSPITAL	B	429,682
(13)	LUCILE SALTER PACKARD CHILDRENS HOSPITAL	C	4,186,773
(14)	LUCILE SALTER PACKARD CHILDRENS HOSPITAL	C	58,213,012

Additional Data

Software ID:

Software Version:

EIN: 94-1156365

Name: STANFORD UNIVERSITY BOARD OF TRUSTEES  
OF THE LELAND STANFORD JUNIOR UNIVERSITY

Form 990, Part VII - Compensation of Officers, Directors, Trustees, Key Employees, Highest Compensated Employees, and Independent Contractors

(A) Name and Title	(B) Average hours per week	(C) Position (check all that apply)						(D) Reportable compensation from the organization (W-2/1099-MISC)	(E) Reportable compensation from related organizations (W-2/1099-MISC)	(F) Estimated amount of other compensation from the organization and related organizations
		Individual trustee or director	Institutional Trustee	Officer	Key employee	Highest compensated employee	Former			
John Hennessy president/trustee	50 0	X		X				670,776	0	314,793
William M Barnum JR trustee	2 0	X						0	0	0
Robert M Bass trustee	2 0	X						0	0	0
Mariann Byerwalter trustee	2 0	X						0	0	0
James e Canales trustee	2 0	X						0	0	0
James g Coulter trustee	2 0	X						0	0	0
Mary b Cranston trustee	2 0	X						0	0	0
Lauren b Dachs trustee	2 0	X						0	0	0
steven a denning trustee	2 0	X						0	0	0
bruce w dunlevie trustee	2 0	X						0	0	0
ying-ying goh trustee	2 0	X						0	0	0
john a gunn trustee	2 0	X						0	0	0
pete higgins trustee	2 0	X						0	0	0
leslie p hume trustee	2 0	X						0	0	0
ann h lamont trustee	2 0	X						0	0	0
goodwin liu trustee	2 0	X						0	0	0
hamid r moghadam trustee	2 0	X						0	0	0
wendy munger trustee	2 0	X						0	0	0
miriam rivera trustee	2 0	X						0	0	0
richard a sapp trustee	2 0	X						0	0	0
philip g satre trustee	2 0	X						0	0	0
john h scully trustee	2 0	X						0	0	0
isaac stein trustee	2 0	X						0	0	0
thomas f steyer trustee	2 0	X						0	0	0
ross h walker trustee	2 0	X						0	0	0

Form 990, Part VII - Compensation of Officers, Directors, Trustees, Key Employees, Highest Compensated Employees, and Independent Contractors

(A) Name and Title	(B) Average hours per week	(C) Position (check all that apply)						(D) Reportable compensation from the organization (W-2/1099-MISC)	(E) Reportable compensation from related organizations (W-2/1099-MISC)	(F) Estimated amount of other compensation from the organization and related organizations
		Individual trustee or director	Institutional Trustee	Officer	Key employee	Highest compensated employee	Former			
vaughn c williams trustee	2 0	X						0	0	0
jerry yang trustee	2 0	X						0	0	0
William R Brody Trustee	2 0	X						0	0	0
Christine U Hazy Trustee	2 0	X						0	0	0
Susan R McCaw Trustee	2 0	X						0	0	0
RONALD P SPOGLI TRUSTEE	2 0	X						0	0	0
KAVITARK RAM SHRIRAM trustee	2 0	X						0	0	0
john etchemendy provost	50 0			X				469,511	0	274,483
randall livingston vp bus aff/cfo	50 0			X				474,808	0	107,708
martin shell vp development	50 0			X				405,398	0	130,744
debra zumwalt vp general counsel	50 0			X				489,394	0	179,976
robert c reidy vp real estate	50 0			X				605,664	0	201,447
david demarest vp public affairs	50 0			X				320,581	0	101,257
howard wolf pres Of stanford alum Assoc	50 0			X				330,380	0	72,611
william madia VP SLAC NAL	25 0			X				237,354	0	13,858
Diane Peck VP Human Resources	50 0			X				311,530	0	42,274
John Powers President, Stanford Mgmt Co	50 0				X			1,122,583	0	272,606
Philip A Pizzo Dean, School of Medicine	50 0				X			601,770	0	254,115
Richard Saller Dean, School of Hum & Sciences	50 0				X			490,922	0	26,406
Frank Hanley CHIEF, PED CARDIOTHORACIC	50 0					X		1,467,301	0	243,949
Gary Steinberg CHAIR, NEUROSURGERY	50 0					X		1,194,466	0	43,059
Thomas M Krummel CHAIR, Surgery	50 0					X		975,237	0	60,379
Michael Edwards CHIEF, Ped neuro Surgery	50 0					X		945,074	0	44,912
JOHN A FERREJOHN PROFESSOR IN POLITICAL SCIENCE	50 0					X		973,280	0	34,020
Vadilaya M Reddy PROF CARDIOTHORACIC SURGERY	50 0						X	816,989	0	43,539

Form 990, Part VII - Compensation of Officers, Directors, Trustees, Key Employees, Highest Compensated Employees, and Independent Contractors										
(A) Name and Title	(B) Average hours per week	(C) Position (check all that apply)						(D) Reportable compensation from the organization (W- 2/1099-MISC)	(E) Reportable compensation from related organizations (W- 2/1099- MISC)	(F) Estimated amount of other compensation from the organization and related organizations
		Individual trustee or director	Institutional Trustee	Officer	Key employee	Highest compensated employee	Former			
Edward E Manche Professor of Ophthalmology	50 0						X	581,572	0	50,801
John B Ford SENIOR VP University Resources	50 0						X	525,316	0	9,967
Amin A Milki Prof, Obstetrics & Gynecology	50 0						X	573,498	0	50,234

Form 990, Part VIII - Statement of Revenue - 2a - 2g Program Service Revenue -

	Business Code	(A) Total Revenue	(B) Related or Exempt Function Revenue	(C) Unrelated Business Revenue	(D) Revenue Excluded from Tax under IRC 512, 513, or 514
STUDENT INCOME	900,099	657,714,588	657,714,588		
NONGOVERNMENT RESEARCH	900,099	187,504,732	187,504,732		
PATIENT CARE	900,099	454,191,839	454,191,839		
SPECIAL PROGRAMS	900,099	337,070,631	337,070,631		
DRIVING RANGE	713,910	517,784		517,784	

Form 990, Part IX - Statement of Functional Expenses - 24a - 24e Other Expenses

<i>Do not include amounts reported on line 6b, 8b, 9b, and 10b of Part VIII.</i>	(A) Total expenses	(B) Program service expenses	(C) Management and general expenses	(D) Fundraising expenses
EQUIPMENT RENTAL & MAINTENANCE	4,444,999	3,728,439	580,974	135,586
PRINTING & PUBLICATION	10,551,863	8,337,751	1,224,676	989,436
SLAC NON-SALARY EXPENSE	175,819,173	175,757,682	61,491	
RESEARCH SUBAWARDS	54,367,858	54,367,858		
EMPLOYEE RELATED EXPENSES	36,925,666	29,534,252	3,757,653	3,633,761