



See a Social Security Number? Say Something!
Report Privacy Problems to <https://public.resource.org/privacy>
Or call the IRS Identity Theft Hotline at 1-800-908-4490



NOTICE 2008-6 STATUS CHANGE
Return of Private Foundation

2009

Department of the Treasury
Internal Revenue Service

or Section 4947(a)(1) Nonexempt Charitable Trust
Treated as a Private Foundation

Note The foundation may be able to use a copy of this return to satisfy state reporting requirements.

For calendar year 2009, or tax year beginning **SEP 1, 2009**, and ending **AUG 31, 2010**

G Check all that apply: Initial return Initial return of a former public charity Final return
 Amended return Address change Name change

Use the IRS label otherwise, print type Specific Instructions

Name of foundation: **J E LIPSCOMB JR TRUST**

Number and street (or P O box number if mail is not delivered to street address): **C/O PNC BANK, 620 LIBERTY AVENUE**

Room/suite: **10THFL**

City or town, state, and ZIP code: **PITTSBURGH, PA 15222-2705**

A Employer identification number: **61-6020214**

B Telephone number: **(412) 762-3792**

C If exemption application is pending, check here

D 1 Foreign organizations, check here
 2 Foreign organizations meeting the 85% test, check here and attach computation

E If private foundation status was terminated under section 507(b)(1)(A), check here


F If the foundation is in a 60-month termination under section 507(b)(1)(B), check here

H Check type of organization: Section 501(c)(3) exempt private foundation
 Section 4947(a)(1) nonexempt charitable trust Other taxable private foundation

I Fair market value of all assets at end of year (from Part II, col (c), line 16): **3,328,234.**

J Accounting method: Cash Accrual
 Other (specify) _____

Part I Analysis of Revenue and Expenses		(a) Revenue and expenses per books	(b) Net investment income	(c) Adjusted net income	(d) Disbursements for charitable purposes (cash basis only)
1	Contributions, gifts, grants, etc., received			N/A	
2	Check <input checked="" type="checkbox"/> if the foundation is not required to attach Sch B				
3	Interest on savings and temporary cash investments	32.	32.		STATEMENT 2
4	Dividends and interest from securities	72,502.	72,502.		STATEMENT 3
5a	Gross rents				
b	Net rental income or (loss)				
6a	Net gain or (loss) from sale of assets not on line 10	37,896.			STATEMENT 1
b	Gross sales price for all assets on line 6a	1,401,709.			
7	Capital gain net income (from Part IV, line 2)		58,532.		
8	Net short-term capital gain				
9	Income modifications				
10a	Gross sales less returns and allowances				
b	Less: Cost of goods sold				
c	Gross profit or (loss)				
11	Other income	3,542.	18.		STATEMENT 4
12	Total. Add lines 1 through 11	113,972.	131,084.		
13	Compensation of officers, directors, trustees, etc	17,879.	16,985.		894.
14	Other employee salaries and wages				
15	Pension plans, employee benefits				
16a	Legal fees				
b	Accounting fees STMT 5	700.	0.		700.
c	Other professional fees				
17	Interest				
18	Taxes STMT 6	103.	103.		0.
19	Depreciation and depletion				
20	Occupancy				
21	Travel, conferences, and meetings				
22	Printing and publications				
23	Other expenses STMT 7	5,677.	5,677.		0.
24	Total operating and administrative expenses. Add lines 13 through 23	24,359.	22,765.		1,594.
25	Contributions, gifts, grants paid	172,444.			172,444.
26	Total expenses and disbursements. Add lines 24 and 25	196,803.	22,765.		174,038.
27	Subtract line 26 from line 12.				
a	Excess of revenue over expenses and disbursements	-82,831.			
b	Net investment income (if negative, enter -0-)		108,319.		
c	Adjusted net income (if negative, enter -0-)			N/A	



14

Part II Balance Sheets		Attached schedules and amounts in the description column should be for end-of-year amounts only		
		Beginning of year (a) Book Value	End of year (b) Book Value (c) Fair Market Value	
Assets	1 Cash - non-interest-bearing			
	2 Savings and temporary cash investments	43,474.	24,385.	24,385.
	3 Accounts receivable ▶			
	Less allowance for doubtful accounts ▶			
	4 Pledges receivable ▶			
	Less allowance for doubtful accounts ▶			
	5 Grants receivable			
	6 Receivables due from officers, directors, trustees, and other disqualified persons			
	7 Other notes and loans receivable ▶			
	Less allowance for doubtful accounts ▶			
	8 Inventories for sale or use			
	9 Prepaid expenses and deferred charges			
	10a Investments - U.S. and state government obligations			
	b Investments - corporate stock STMT 10	0.	674,885.	713,089.
	c Investments - corporate bonds			
Liabilities	11 Investments land, buildings, and equipment basis ▶			
	Less accumulated depreciation ▶			
	12 Investments - mortgage loans			
	13 Investments - other STMT 11	3,251,834.	2,511,135.	2,590,760.
	14 Land, buildings, and equipment: basis ▶			
	Less accumulated depreciation ▶			
	15 Other assets (describe ▶)			
	16 Total assets (to be completed by all filers)	3,295,308.	3,210,405.	3,328,234.
	17 Accounts payable and accrued expenses			
	18 Grants payable			
19 Deferred revenue				
20 Loans from officers, directors, trustees, and other disqualified persons				
21 Mortgages and other notes payable				
22 Other liabilities (describe ▶)				
23 Total liabilities (add lines 17 through 22)	0.	0.		
Net Assets or Fund Balances	Foundations that follow SFAS 117, check here and complete lines 24 through 26 and lines 30 and 31. ▶ <input type="checkbox"/>			
	24 Unrestricted			
	25 Temporarily restricted			
	26 Permanently restricted			
	Foundations that do not follow SFAS 117, check here and complete lines 27 through 31. ▶ <input checked="" type="checkbox"/>			
	27 Capital stock, trust principal, or current funds	3,278,683.	3,195,949.	
	28 Paid-in or capital surplus, or land, bldg, and equipment fund	0.	0.	
	29 Retained earnings, accumulated income, endowment, or other funds	16,625.	14,456.	
30 Total net assets or fund balances	3,295,308.	3,210,405.		
31 Total liabilities and net assets/fund balances	3,295,308.	3,210,405.		

Part III Analysis of Changes in Net Assets or Fund Balances	
1 Total net assets or fund balances at beginning of year - Part II, column (a), line 30 (must agree with end-of-year figure reported on prior year's return)	1 3,295,308.
2 Enter amount from Part I, line 27a	2 -82,831.
3 Other increases not included in line 2 (itemize) ▶ SEE STATEMENT 8	3 3,896.
4 Add lines 1, 2, and 3	4 3,216,373.
5 Decreases not included in line 2 (itemize) ▶ SEE STATEMENT 9	5 5,968.
6 Total net assets or fund balances at end of year (line 4 minus line 5) - Part II, column (b), line 30	6 3,210,405.

Part IV Capital Gains and Losses for Tax on Investment Income

(a) List and describe the kind(s) of property sold (e.g., real estate, 2-story brick warehouse; or common stock, 200 shs. MLC Co)	(b) How acquired P - Purchase D - Donation	(c) Date acquired (mo, day, yr)	(d) Date sold (mo, day, yr)
1a SALES OF PUBLICLY TRADED SECURITIES	P		
b CLASS ACTION SETTLEMENTS	P		
c PROCEEDS FROM WYETH / PFIZER CASH & STOCK			
d MERGER	P		
e			

(e) Gross sales price	(f) Depreciation allowed (or allowable)	(g) Cost or other basis plus expense of sale	(h) Gain or (loss) (e) plus (f) minus (g)
a 1,401,709.		1,344,413.	57,296.
b 1,436.		50.	1,386.
c			
d 3,216.		3,366.	-150.
e			

Complete only for assets showing gain in column (h) and owned by the foundation on 12/31/69			(i) Gains (Col. (h) gain minus col. (k), but not less than -0-) or Losses (from col. (h))
(j) F.M.V. as of 12/31/69	(j) Adjusted basis as of 12/31/69	(k) Excess of col. (i) over col. (j), if any	
a			57,296.
b			1,386.
c			
d			-150.
e			

2 Capital gain net income or (net capital loss)	{ If gain, also enter in Part I, line 7 If (loss), enter -0- in Part I, line 7 }	2	58,532.
3 Net short-term capital gain or (loss) as defined in sections 1222(5) and (6): If gain, also enter in Part I, line 8, column (c). If (loss), enter -0- in Part I, line 8		3	N/A

Part V Qualification Under Section 4940(e) for Reduced Tax on Net Investment Income

(For optional use by domestic private foundations subject to the section 4940(a) tax on net investment income)

If section 4940(d)(2) applies, leave this part blank.

Was the foundation liable for the section 4942 tax on the distributable amount of any year in the base period? Yes No

If "Yes," the foundation does not qualify under section 4940(e). Do not complete this part.

1 Enter the appropriate amount in each column for each year; see instructions before making any entries.

(a) Base period years Calendar year (or tax year beginning in)	(b) Adjusted qualifying distributions	(c) Net value of noncharitable-use assets	(d) Distribution ratio (col. (b) divided by col. (c))
2008			
2007			
2006			
2005			
2004			

2 Total of line 1, column (d)	2	
3 Average distribution ratio for the 5-year base period - divide the total on line 2 by 5, or by the number of years the foundation has been in existence if less than 5 years	3	
4 Enter the net value of noncharitable-use assets for 2009 from Part X, line 5	4	
5 Multiply line 4 by line 3	5	
6 Enter 1% of net investment income (1% of Part I, line 27b)	6	
7 Add lines 5 and 6	7	
8 Enter qualifying distributions from Part XII, line 4	8	

If line 8 is equal to or greater than line 7, check the box in Part VI, line 1b, and complete that part using a 1% tax rate. See the Part VI instructions.

Part VI Excise Tax Based on Investment Income (Section 4940(a), 4940(b), 4940(e), or 4948 - see instructions)

1a	Exempt operating foundations described in section 4940(d)(2), check here <input type="checkbox"/> and enter "N/A" on line 1 Date of ruling or determination letter _____ (attach copy of letter if necessary-see instructions)		
b	Domestic foundations that meet the section 4940(e) requirements in Part V, check here <input type="checkbox"/> and enter 1% of Part I, line 27b	1	2,166.
c	All other domestic foundations enter 2% of line 27b. Exempt foreign organizations enter 4% of Part I, line 12, col (b)		
2	Tax under section 511 (domestic section 4947(a)(1) trusts and taxable foundations only. Others enter -0-)	2	0.
3	Add lines 1 and 2	3	2,166.
4	Subtitle A (income) tax (domestic section 4947(a)(1) trusts and taxable foundations only. Others enter -0-)	4	0.
5	Tax based on investment income. Subtract line 4 from line 3. If zero or less, enter -0-	5	2,166.
6	Credits/Payments		
a	2009 estimated tax payments and 2008 overpayment credited to 2009	6a	
b	Exempt foreign organizations - tax withheld at source	6b	
c	Tax paid with application for extension of time to file (Form 8868)	6c	
d	Backup withholding erroneously withheld	6d	
7	Total credits and payments. Add lines 6a through 6d	7	0.
8	Enter any penalty for underpayment of estimated tax. Check here <input type="checkbox"/> if Form 2220 is attached	8	
9	Tax due. If the total of lines 5 and 8 is more than line 7, enter amount owed	9	2,166.
10	Overpayment. If line 7 is more than the total of lines 5 and 8, enter the amount overpaid	10	
11	Enter the amount of line 10 to be: Credited to 2010 estimated tax <input type="checkbox"/> Refunded <input type="checkbox"/>	11	

Part VII-A Statements Regarding Activities

	Yes	No
1a		X
1b		X
1c		X
d		
e		
2		X
3		X
4a		X
4b		
5		X
6	X	
7	X	
8a		
8b	X	
9		X
10		X

N/A

Part VII-A Statements Regarding Activities (continued)

11	At any time during the year, did the foundation, directly or indirectly, own a controlled entity within the meaning of section 512(b)(13)? If "Yes," attach schedule (see instructions)	11		X
12	Did the foundation acquire a direct or indirect interest in any applicable insurance contract before August 17, 2008?	12		X
13	Did the foundation comply with the public inspection requirements for its annual returns and exemption application? Website address ▶ <u>N/A</u>	13	X	
14	The books are in care of ▶ <u>PNC BANK NA</u> Telephone no. ▶ <u>(412) 762-3792</u> Located at ▶ <u>620 LIBERTY AVENUE, PITTSBURGH, PA</u> ZIP+4 ▶ <u>15222-2705</u>			
15	Section 4947(a)(1) nonexempt charitable trusts filing Form 990-PF in lieu of Form 1041 - Check here and enter the amount of tax-exempt interest received or accrued during the year ▶ <u>15</u> <u>N/A</u>			

Part VII-B Statements Regarding Activities for Which Form 4720 May Be Required

File Form 4720 if any item is checked in the "Yes" column, unless an exception applies.

		Yes	No
1a	During the year did the foundation (either directly or indirectly)		
(1)	Engage in the sale or exchange, or leasing of property with a disqualified person? <input type="checkbox"/> Yes <input checked="" type="checkbox"/> No		
(2)	Borrow money from, lend money to, or otherwise extend credit to (or accept it from) a disqualified person? <input type="checkbox"/> Yes <input checked="" type="checkbox"/> No		
(3)	Furnish goods, services, or facilities to (or accept them from) a disqualified person? <input type="checkbox"/> Yes <input checked="" type="checkbox"/> No		
(4)	Pay compensation to, or pay or reimburse the expenses of, a disqualified person? <input checked="" type="checkbox"/> Yes <input type="checkbox"/> No		
(5)	Transfer any income or assets to a disqualified person (or make any of either available for the benefit or use of a disqualified person)? <input type="checkbox"/> Yes <input checked="" type="checkbox"/> No		
(6)	Agree to pay money or property to a government official? (Exception Check "No" if the foundation agreed to make a grant to or to employ the official for a period after termination of government service, if terminating within 90 days.) <input type="checkbox"/> Yes <input checked="" type="checkbox"/> No		
b	If any answer is "Yes" to 1a(1)-(6), did any of the acts fail to qualify under the exceptions described in Regulations section 53.4941(d)-3 or in a current notice regarding disaster assistance (see page 20 of the instructions)? Organizations relying on a current notice regarding disaster assistance check here ▶ <input type="checkbox"/>	1b	X
c	Did the foundation engage in a prior year in any of the acts described in 1a, other than excepted acts, that were not corrected before the first day of the tax year beginning in 2009?	1c	X
2	Taxes on failure to distribute income (section 4942) (does not apply for years the foundation was a private operating foundation defined in section 4942(j)(3) or 4942(j)(5)):		
a	At the end of tax year 2009, did the foundation have any undistributed income (lines 6d and 6e, Part XIII) for tax year(s) beginning before 2009? <input type="checkbox"/> Yes <input checked="" type="checkbox"/> No If "Yes," list the years ▶ _____, _____, _____, _____		
b	Are there any years listed in 2a for which the foundation is not applying the provisions of section 4942(a)(2) (relating to incorrect valuation of assets) to the year's undistributed income? (If applying section 4942(a)(2) to all years listed, answer "No" and attach statement - see instructions) <u>N/A</u>	2b	
c	If the provisions of section 4942(a)(2) are being applied to any of the years listed in 2a, list the years here. ▶ _____, _____, _____, _____		
3a	Did the foundation hold more than a 2% direct or indirect interest in any business enterprise at any time during the year? <input type="checkbox"/> Yes <input checked="" type="checkbox"/> No		
b	If "Yes," did it have excess business holdings in 2009 as a result of (1) any purchase by the foundation or disqualified persons after May 26, 1969; (2) the lapse of the 5-year period (or longer period approved by the Commissioner under section 4943(c)(7)) to dispose of holdings acquired by gift or bequest, or (3) the lapse of the 10-, 15-, or 20-year first phase holding period? (Use Schedule C, Form 4720, to determine if the foundation had excess business holdings in 2009) <u>N/A</u>	3b	
4a	Did the foundation invest during the year any amount in a manner that would jeopardize its charitable purposes?	4a	X
b	Did the foundation make any investment in a prior year (but after December 31, 1969) that could jeopardize its charitable purpose that had not been removed from jeopardy before the first day of the tax year beginning in 2009?	4b	X

Part VII-B Statements Regarding Activities for Which Form 4720 May Be Required (continued)

5a During the year did the foundation pay or incur any amount to:

(1) Carry on propaganda, or otherwise attempt to influence legislation (section 4945(e))? Yes No

(2) Influence the outcome of any specific public election (see section 4955), or to carry on, directly or indirectly, any voter registration drive? Yes No

(3) Provide a grant to an individual for travel, study, or other similar purposes? Yes No

(4) Provide a grant to an organization other than a charitable, etc., organization described in section 509(a)(1), (2), or (3), or section 4940(d)(2)? Yes No

(5) Provide for any purpose other than religious, charitable, scientific, literary, or educational purposes, or for the prevention of cruelty to children or animals? Yes No

b If any answer is "Yes" to 5a(1)-(5), did any of the transactions fail to qualify under the exceptions described in Regulations section 53.4945 or in a current notice regarding disaster assistance (see instructions)? Yes No
 Organizations relying on a current notice regarding disaster assistance check here Yes No

c If the answer is "Yes" to question 5a(4), does the foundation claim exemption from the tax because it maintained expenditure responsibility for the grant? Yes No
 If "Yes," attach the statement required by Regulations section 53.4945-5(d) N/A

6a Did the foundation, during the year, receive any funds, directly or indirectly, to pay premiums on a personal benefit contract? Yes No

b Did the foundation, during the year, pay premiums, directly or indirectly, on a personal benefit contract? Yes No
 If "Yes" to 6b, file Form 8870

7a At any time during the tax year, was the foundation a party to a prohibited tax shelter transaction? Yes No

b If yes, did the foundation receive any proceeds or have any net income attributable to the transaction? Yes No

Part VIII Information About Officers, Directors, Trustees, Foundation Managers, Highly Paid Employees, and Contractors

1 List all officers, directors, trustees, foundation managers and their compensation.

(a) Name and address	(b) Title, and average hours per week devoted to position	(c) Compensation (If not paid, enter -0-)	(d) Contributions to employee benefit plans and deferred compensation	(e) Expense account, other allowances
PNC BANK, N.A. 620 LIBERTY AVENUE PITTSBURGH, PA 15222-2705	TRUSTEE 4.00	17,879.	0.	0.

2 Compensation of five highest-paid employees (other than those included on line 1). If none, enter "NONE."

(a) Name and address of each employee paid more than \$50,000	(b) Title, and average hours per week devoted to position	(c) Compensation	(d) Contributions to employee benefit plans and deferred compensation	(e) Expense account, other allowances
NONE				

Total number of other employees paid over \$50,000 0

Part VIII Information About Officers, Directors, Trustees, Foundation Managers, Highly Paid Employees, and Contractors (continued)

3 Five highest-paid independent contractors for professional services. If none, enter "NONE."

(a) Name and address of each person paid more than \$50,000	(b) Type of service	(c) Compensation
NONE		

Total number of others receiving over \$50,000 for professional services 0

Part IX-A Summary of Direct Charitable Activities

List the foundation's four largest direct charitable activities during the tax year. Include relevant statistical information such as the number of organizations and other beneficiaries served, conferences convened, research papers produced, etc.	Expenses
1 N/A	
2	
3	
4	

Part IX-B Summary of Program-Related Investments

Describe the two largest program-related investments made by the foundation during the tax year on lines 1 and 2.	Amount
1 N/A	
2	
All other program-related investments. See instructions.	
3	
Total. Add lines 1 through 3 0.	

Part X Minimum Investment Return (All domestic foundations must complete this part. Foreign foundations, see instructions.)

1 Fair market value of assets not used (or held for use) directly in carrying out charitable, etc., purposes:			
a	Average monthly fair market value of securities	1a	3,356,970.
b	Average of monthly cash balances	1b	
c	Fair market value of all other assets	1c	
d	Total (add lines 1a, b, and c)	1d	3,356,970.
e	Reduction claimed for blockage or other factors reported on lines 1a and 1c (attach detailed explanation)	1e	0.
2	Acquisition indebtedness applicable to line 1 assets	2	0.
3	Subtract line 2 from line 1d	3	3,356,970.
4	Cash deemed held for charitable activities. Enter 1 1/2% of line 3 (for greater amount, see instructions)	4	50,355.
5	Net value of noncharitable-use assets. Subtract line 4 from line 3. Enter here and on Part V, line 4	5	3,306,615.
6	Minimum investment return. Enter 5% of line 5	6	165,331.

Part XI Distributable Amount (see instructions) (Section 4942(j)(3) and (j)(5) private operating foundations and certain foreign organizations check here and do not complete this part.)

1	Minimum investment return from Part X, line 6	1	165,331.
2a	Tax on investment income for 2009 from Part VI, line 5	2a	2,166.
b	Income tax for 2009. (This does not include the tax from Part VI.)	2b	
c	Add lines 2a and 2b	2c	2,166.
3	Distributable amount before adjustments. Subtract line 2c from line 1	3	163,165.
4	Recoveries of amounts treated as qualifying distributions	4	0.
5	Add lines 3 and 4	5	163,165.
6	Deduction from distributable amount (see instructions)	6	0.
7	Distributable amount as adjusted. Subtract line 6 from line 5. Enter here and on Part XIII, line 1	7	163,165.

Part XII Qualifying Distributions (see instructions)

1 Amounts paid (including administrative expenses) to accomplish charitable, etc., purposes:			
a	Expenses, contributions, gifts, etc. - total from Part I, column (d), line 26	1a	174,038.
b	Program-related investments - total from Part IX-B	1b	0.
2	Amounts paid to acquire assets used (or held for use) directly in carrying out charitable, etc., purposes	2	
3 Amounts set aside for specific charitable projects that satisfy the:			
a	Suitability test (prior IRS approval required)	3a	
b	Cash distribution test (attach the required schedule)	3b	
4	Qualifying distributions. Add lines 1a through 3b. Enter here and on Part V, line 8, and Part XIII, line 4	4	174,038.
5	Foundations that qualify under section 4940(e) for the reduced rate of tax on net investment income. Enter 1% of Part I, line 27b	5	0.
6	Adjusted qualifying distributions. Subtract line 5 from line 4	6	174,038.

Note The amount on line 6 will be used in Part V, column (b), in subsequent years when calculating whether the foundation qualifies for the section 4940(e) reduction of tax in those years.

Part XIII Undistributed Income (see instructions)

	(a) Corpus	(b) Years prior to 2008	(c) 2008	(d) 2009
1 Distributable amount for 2009 from Part XI, line 7				163,165.
2 Undistributed income, if any, as of the end of 2009				
a Enter amount for 2008 only			0.	
b Total for prior years.		0.		
3 Excess distributions carryover, if any, to 2009				
a From 2004				
b From 2005				
c From 2006				
d From 2007				
e From 2008				
f Total of lines 3a through e	0.			
4 Qualifying distributions for 2009 from Part XII, line 4 ▶ \$ 174,038.				
a Applied to 2008, but not more than line 2a			0.	
b Applied to undistributed income of prior years (Election required - see instructions)		0.		
c Treated as distributions out of corpus (Election required - see instructions)	0.			
d Applied to 2009 distributable amount				163,165.
e Remaining amount distributed out of corpus	10,873.			
5 Excess distributions carryover applied to 2009 (If an amount appears in column (d), the same amount must be shown in column (a))	0.			0.
6 Enter the net total of each column as indicated below				
a Corpus Add lines 3f, 4c, and 4e Subtract line 5	10,873.			
b Prior years' undistributed income Subtract line 4b from line 2b		0.		
c Enter the amount of prior years' undistributed income for which a notice of deficiency has been issued, or on which the section 4942(a) tax has been previously assessed		0.		
d Subtract line 6c from line 6b Taxable amount - see instructions		0.		
e Undistributed income for 2008 Subtract line 4a from line 2a. Taxable amount - see instr.			0.	
f Undistributed income for 2009. Subtract lines 4d and 5 from line 1. This amount must be distributed in 2010				0.
7 Amounts treated as distributions out of corpus to satisfy requirements imposed by section 170(b)(1)(F) or 4942(g)(3)	0.			
8 Excess distributions carryover from 2004 not applied on line 5 or line 7	0.			
9 Excess distributions carryover to 2010 Subtract lines 7 and 8 from line 6a	10,873.			
10 Analysis of line 9				
a Excess from 2005				
b Excess from 2006				
c Excess from 2007				
d Excess from 2008				
e Excess from 2009	10,873.			

Part XIV Private Operating Foundations (see instructions and Part VII A, question 9) N/A

1 a If the foundation has received a ruling or determination letter that it is a private operating foundation, and the ruling is effective for 2009, enter the date of the ruling ▶

b Check box to indicate whether the foundation is a private operating foundation described in section 4942(j)(3) or 4942(j)(5)

	Tax year	Prior 3 years			(e) Total
	(a) 2009	(b) 2008	(c) 2007	(d) 2006	
2 a Enter the lesser of the adjusted net income from Part I or the minimum investment return from Part X for each year listed					
b 85% of line 2a					
c Qualifying distributions from Part XII, line 4 for each year listed					
d Amounts included in line 2c not used directly for active conduct of exempt activities					
e Qualifying distributions made directly for active conduct of exempt activities. Subtract line 2d from line 2c					
3 Complete 3a, b, or c for the alternative test relied upon					
a "Assets" alternative test - enter:					
(1) Value of all assets					
(2) Value of assets qualifying under section 4942(j)(3)(B)(i)					
b "Endowment" alternative test - enter 2/3 of minimum investment return shown in Part X, line 6 for each year listed					
c "Support" alternative test - enter:					
(1) Total support other than gross investment income (interest, dividends, rents, payments on securities loans (section 512(a)(5)), or royalties)					
(2) Support from general public and 5 or more exempt organizations as provided in section 4942(j)(3)(B)(iii)					
(3) Largest amount of support from an exempt organization					
(4) Gross investment income					

Part XV Supplementary Information (Complete this part only if the foundation had \$5,000 or more in assets at any time during the year-see the instructions.)

1 **Information Regarding Foundation Managers:**

a List any managers of the foundation who have contributed more than 2% of the total contributions received by the foundation before the close of any tax year (but only if they have contributed more than \$5,000) (See section 507(d)(2).)

NONE

b List any managers of the foundation who own 10% or more of the stock of a corporation (or an equally large portion of the ownership of a partnership or other entity) of which the foundation has a 10% or greater interest.

NONE

2 **Information Regarding Contribution, Grant, Gift, Loan, Scholarship, etc., Programs:**

Check here if the foundation only makes contributions to preselected charitable organizations and does not accept unsolicited requests for funds. If the foundation makes gifts, grants, etc (see instructions) to individuals or organizations under other conditions, complete items 2a, b, c, and d.

- a The name, address, and telephone number of the person to whom applications should be addressed.

- b The form in which applications should be submitted and information and materials they should include:

- c Any submission deadlines:

- d Any restrictions or limitations on awards, such as by geographical areas, charitable fields, kinds of institutions, or other factors:

Part XV Supplementary Information (continued)

3 Grants and Contributions Paid During the Year or Approved for Future Payment				
Recipient	If recipient is an individual, show any relationship to any foundation manager or substantial contributor	Foundation status of recipient	Purpose of grant or contribution	Amount
Name and address (home or business)				
a <i>Paid during the year</i>				
SECOND PRESBYTERIAN CHURCH 3701 OLD BROWNSBORO ROAD LOUISVILLE, KY 40207	NONE	CHURCH	FINANCIAL SUPPORT FOR THE GENERAL PURPOSES OF THE CHURCH	172,444.
Total				▶ 3a 172,444.
b <i>Approved for future payment</i>				
NONE				
Total				▶ 3b 0.

Part XVII Information Regarding Transfers To and Transactions and Relationships With Noncharitable Exempt Organizations

- 1 Did the organization directly or indirectly engage in any of the following with any other organization described in section 501(c) of the Code... a Transfers from the reporting foundation to a noncharitable exempt organization of (1) Cash (2) Other assets b Other transactions... c Sharing of facilities, equipment, mailing lists, other assets, or paid employees d If the answer to any of the above is "Yes," complete the following schedule.

Table with 4 columns: (a) Line no, (b) Amount involved, (c) Name of noncharitable exempt organization, (d) Description of transfers, transactions, and sharing arrangements. Row 1 contains 'N/A'.

2a Is the foundation directly or indirectly affiliated with, or related to, one or more tax-exempt organizations described in section 501(c) of the Code... [] Yes [X] No

Table with 3 columns: (a) Name of organization, (b) Type of organization, (c) Description of relationship. Row 1 contains 'N/A'.

Under penalties of perjury, I declare that I have examined this return, including accompanying schedules and statements, and to the best of my knowledge and belief, it is true, correct, and complete. Declaration of preparer (other than taxpayer or fiduciary) is based on all information of which preparer has any knowledge.

Signature of officer or trustee: Dale D. Kohser, Date: 7/13/11, Title: ASSISTANT VICE PRESIDENT

Sign Here section containing Preparer's signature, Date, Title, Check if self-employed, Preparer's identifying number, Firm's name, address, and ZIP code, EIN, and Phone no.

FORM 990-PF GAIN OR (LOSS) FROM SALE OF ASSETS STATEMENT 1

(A) DESCRIPTION OF PROPERTY	MANNER ACQUIRED	DATE ACQUIRED	DATE SOLD
SALES OF PUBLICLY TRADED SECURITIES			
	PURCHASED		
(B) GROSS SALES PRICE	(C) COST OR OTHER BASIS	(D) EXPENSE OF SALE	(E) DEPREC.
(F) GAIN OR LOSS			
1,401,709.	1,363,813.	0.	0.
			37,896.
CAPITAL GAINS DIVIDENDS FROM PART IV			0.
TOTAL TO FORM 990-PF, PART I, LINE 6A			37,896.

FORM 990-PF INTEREST ON SAVINGS AND TEMPORARY CASH INVESTMENTS STATEMENT 2

SOURCE	AMOUNT
MONEY MARKET & OTHER TEMPORARY INVESTMENTS	32.
TOTAL TO FORM 990-PF, PART I, LINE 3, COLUMN A	32.

FORM 990-PF DIVIDENDS AND INTEREST FROM SECURITIES STATEMENT 3

SOURCE	GROSS AMOUNT	CAPITAL GAINS DIVIDENDS	COLUMN (A) AMOUNT
TRUST INVESTMENT INCOME	72,502.	0.	72,502.
TOTAL TO FM 990-PF, PART I, LN 4	72,502.	0.	72,502.

FORM 990-PF

OTHER INCOME

STATEMENT 4

DESCRIPTION	(A) REVENUE PER BOOKS	(B) NET INVEST- MENT INCOME	(C) ADJUSTED NET INCOME
PARZARD LTD. CL A	6.	0.	
CLASS ACTION PROCEEDS	1,386.	0.	
PROCEEDS FROM CASH & STOCK MERGER	2,112.	0.	
RETURN OF CAPITAL	20.	0.	
FOREIGN TAX REFUNDS	18.	18.	
TOTAL TO FORM 990-PF, PART I, LINE 11	3,542.	18.	

FORM 990-PF

ACCOUNTING FEES

STATEMENT 5

DESCRIPTION	(A) EXPENSES PER BOOKS	(B) NET INVEST- MENT INCOME	(C) ADJUSTED NET INCOME	(D) CHARITABLE PURPOSES
TAX PREP FEE	700.	0.		700.
FO FORM 990-PF, PG 1, LN 16B	700.	0.		700.

FORM 990-PF

TAXES

STATEMENT 6

DESCRIPTION	(A) EXPENSES PER BOOKS	(B) NET INVEST- MENT INCOME	(C) ADJUSTED NET INCOME	(D) CHARITABLE PURPOSES
FOREIGN TAXES PAID	103.	103.		0.
FO FORM 990-PF, PG 1, LN 18	103.	103.		0.

FORM 990-PF OTHER EXPENSES STATEMENT 7

DESCRIPTION	(A) EXPENSES PER BOOKS	(B) NET INVEST- MENT INCOME	(C) ADJUSTED NET INCOME	(D) CHARITABLE PURPOSES
MAP MANAGER FEES	5,664.	5,664.		0.
PROCESSING FEES	13.	13.		0.
TOTAL TO FORM 990-PF, PG 1, LN 23	5,677.	5,677.		0.

FORM 990-PF OTHER INCREASES IN NET ASSETS OR FUND BALANCES STATEMENT 8

DESCRIPTION	AMOUNT
C/V ADJUSTMENT RE RECEIPT DUE TO MANDATORY MERGER	3,896.
TOTAL TO FORM 990-PF, PART III, LINE 3	3,896.

FORM 990-PF OTHER DECREASES IN NET ASSETS OR FUND BALANCES STATEMENT 9

DESCRIPTION	AMOUNT
C/V ADJUSTMENT RE DELIVERY DUE TO MANDATORY MERGER	5,948.
C/V ADJUSTMENT ON NOBLE CORP RETURN OF CAPITAL	20.
TOTAL TO FORM 990-PF, PART III, LINE 5	5,968.

FORM 990-PF CORPORATE STOCK STATEMENT 10

DESCRIPTION	BOOK VALUE	FAIR MARKET VALUE
COMMON STOCK	674,885.	713,089.
TOTAL TO FORM 990-PF, PART II, LINE 10B	674,885.	713,089.

FORM 990-PF

OTHER INVESTMENTS

STATEMENT 11

DESCRIPTION	VALUATION METHOD	BOOK VALUE	FAIR MARKET VALUE
TRUST INVESTMENTS & PARTNERSHIP	COST	0.	0.
MUTUAL FUNDS - EQUITY	COST	1,373,938.	1,377,757.
MUTUAL FUNDS - FIXED	COST	1,137,197.	1,213,003.
TOTAL TO FORM 990-PF, PART II, LINE 13		2,511,135.	2,590,760.

BANK 21
REGION 80
OFFICE 001

- TRANSACTION-
DESCRIPTION

DATE 10/08/10
TIME 09:42
PAGE 0003

- T R A N S A C T I O N A N A L Y S I S / S U M M A R Y -
09/01/09 THROUGH 08/31/10
ACCOUNT 5754008 J E L I P S C O M B J R T U W C H A R

DATE

-CODES-
TRAN TAX INDV

HISTORY

INCOME

- C A S H -

PRINCIPAL

INVEST/UNITS

TOTALS FOR TAX CODE 081

LONG TERM CAPITAL GAIN DISTRIBUTION

.08

TOTALS FOR TAX CODE 830

SALES

279,637.92

306,305.83-P

TOTALS FOR TAX CODE 831

SALES-COLLECTIVE FUNDS

429,450.00

411,115.62-P

709,088.00

717,421.45-

(8333.45)

(396.83)

MAP 610

362.74

MAP 636

25,884.26

MAP 640

16,455.23

MAP 660

8,675.23

MAP 672

(4751.51)

MAP 690

37,895.67

TOTAL

DATE	DESCRIPTION	-TRANSACTION- DESCRIPTION	-CODES- TRAN TAX INDV	HISTORY	- C A S H - INCOME	PRINCIPAL	INVEST/UNITS
10-02-09	INSTINET 09/29 SALE 537 SHS @ 56.0061 MISC 78 COMM 21.48 ISHARES RUSSELL 1000 VALUE INDEX FUND ETF		085 830	6826 40605-00001 10-02-09		30,053.02	34,361.03- 537,000-
12-24-09	MUTUAL FUND AGENT 12/23 SALE 965.873 SHS @ 46.59 BARON ASSET FUND FD #585		085 831	9464 40688-00002 12-24-09		45,000.00	44,695.89- 965.873-
02-22-10	MUTUAL FUND AGENT 02/19 SALE 16,346.154 SHS @ 10.3999 VANGUARD TOTAL BOND MARKET INDEX FUND CL SIG FD #1351		085 831	9464 40753-00001 02-22-10		170,000.00	164,480.61- 16,346.154-
02-23-10	INSTINET 02/18 SALE 2,600 SHS @ 57.47 MISC 1 90 COMM 104.00 ISHARES RUSSELL 1000 VALUE INDEX FUND ETF		085 830	6826 40754-00002 02-23-10		149,316.10	166,366.23- 2,600,000-
02-26-10	LONG TERM CAPITAL GAINS DISTRIBUTION PAYABLE 12/31/09 AT .0000 PER SHARE BLACKROCK LIQUIDITY FUNDS TEMPFUND ADMINISTRATION SHARES #H1		081 081	00-0000 40757-00001 02-26-10		.08	
03-25-10	MUTUAL FUND AGENT 03/24 SALE 527.612 SHS @ 28.43 T ROME PRICE GROWTH STOCK FD # 40		085 831	9464 40784-00001 03-25-10		15,000.00	12,867.64- 527.612-
05-12-10	MUTUAL FUND AGENT 05/11 SALE 1,526.105 SHS @ 49.7999 BARON ASSET FUND FD #585		085 831	9464 40832-00001 05-12-10		76,000.00	70,620.68- 1,526.105-
05-12-10	MUTUAL FUND AGENT 05/11 SALE 466.654 SHS @ 51.4299 HARBOR FUND INTERNATIONAL FUND FD #11		085 831	9464 40832-00002 05-12-10		24,000.00	22,157.27- 466.654-

BANK 21
 REGION 80
 OFFICE 001

- TRANSACTION-
 DESCRIPTION

DATE

05-12-10 MUTUAL FUND AGENT
 05/11 SALE 1,069,518 SHS @ 22.44
 RS EMERGING MARKETS FUND
 CLASS A

05-14-10 INSTINET
 05/11 SALE 1,650 SHS @ 60.81
 MISC 170 COMM 66.00
 1SHARES RUSSELL 1000
 VALUE INDEX FUND
 ETF

06-25-10 MUTUAL FUND AGENT
 06/24 SALE 477,957 SHS @ 46.50
 BARON ASSET FUND
 FD #585

06-25-10 MUTUAL FUND AGENT
 06/24 SALE 452,74 SHS @ 49.0899
 T ROWE PRICE MID CAP GROWTH
 INC FD #64

06-25-10 MUTUAL FUND AGENT
 06/24 SALE 2,910,798 SHS @ 10.65
 VANGUARD TOTAL BOND MARKET
 INDEX FUND CL SIG
 FD #1351

DATE 10/08/10
 TIME 09:42
 PAGE 0002

ACCOUNT 5754008 J E LIPSCOMB JR TUM CHAR

085 831 9464 40832-00003
 05-12-10

085 830 6826 40834-00001
 05-14-10

085 831 9464 40876-00006
 06-25-10

085 831 9464 40876-00008
 06-25-10

085 831 9464 40876-00009
 06-25-10

INCOME - C A S H -

24,000.00

100,268.80

22,225.00

22,225.00

PRINCIPAL

21,155.06-
 1,069,518-

105,578.57-
 1,650,000-

22,117.52-
 477,957-

23,596.80-
 452,740-

INVEST/UNITS

29,424.15-
 2,910,798-

BANK 21
REGION 80
OFFICE 610

- T R A N S A C T I O N A N A L Y S I S / S U M M A R Y -
09/01/09 THROUGH 08/31/10
ACCOUNT 5754008 J E LIPSCOMB JR T U W C H A R L C G R

DATE -TRANSACTION-
DESCRIPTION

INCOME - C A S H - PRINCIPAL INVEST/UNITS

TOTALS FOR TAX CODE 081 LONG TERM CAPITAL GAIN DISTRIBUTION .01

TOTALS FOR TAX CODE 830 SALES

72,681.56
72,681.57

73,078.40-P

(396.83)

BANK 21
 REGION 80
 OFFICE 610

DATE 10/08/10
 TIME 09:42
 PAGE 0001

- T R A N S A C T I O N A N A L Y S I S / S U M M A R Y -
 ACCOUNT 5754008 J E L I P S C O M B J R T U M C H A R L C G R

DATE	TRANSACTION-DESCRIPTION	-CODES- TRAN TAX INDV	HISTORY	INCOME	PRINCIPAL	INVEST/UNITS
09-01-09	BNY CONVERGEX 08/27 SALE 7 SHS @ 75.75 MISC .02 TRANSOCEAN LTD SEDOL B3KFW1 ISIN CH0048265513	085 830	9333 40574-00001 09-01-09		530.23	899.47- 7.000-
09-01-09	BNY CONVERGEX 08/27 SALE 41 SHS @ 19.08 MISC .03 ABB LTD SPONSORED ADR	085 830	9333 40574-00003 09-01-09		782.25	1,096.75- 41.000-
09-01-09	BNY CONVERGEX 08/27 SALE 38 SHS @ 46.14 MISC .05 ABBOTT LABORATORIES INC	085 830	9333 40574-00004 09-01-09		1,753.27	1,392.46- 38.000-
09-01-09	BNY CONVERGEX 08/27 SALE 74 SHS @ 18.01 MISC .04 ALTRIA GROUP INC	085 830	9333 40574-00005 09-01-09		1,332.70	1,134.98- 74.000-
09-01-09	BNY CONVERGEX 08/27 SALE 18 SHS @ 33.38 MISC .02 AMERICAN EXPRESS CO	085 830	9333 40574-00006 09-01-09		600.82	866.99- 18.000-
09-01-09	BNY CONVERGEX 08/27 SALE 12 SHS @ 166.15 MISC .06 APPLE INC	085 830	9333 40574-00007 09-01-09		1,993.74	1,538.55- 12.000-
09-01-09	BNY CONVERGEX 08/27 SALE 21 SHS @ 38.57 MISC .03 AUTOMATIC DATA PROCESSING INC	085 830	9333 40574-00008 09-01-09		809.94	804.06- 21.000-
09-01-09	BNY CONVERGEX 08/27 SALE 44 SHS @ 17.7501 MISC .03 BANK OF AMERICA CORP	085 830	9333 40574-00009 09-01-09		780.97	1,384.21- 44.000-
09-01-09	BNY CONVERGEX 08/27 SALE 7 SHS @ 69.74 MISC .02 BECTON DICKINSON & CO	085 830	9333 40574-00010 09-01-09		488.16	485.75- 7.000-

DATE	-TRANSACTION- DESCRIPTION	-CODES- TRAN TAX INDV	HISTORY	INCOME	PRINCIPAL	INVEST/UNITS
09-01-09	BNY CONVERGEX 08/27 SALE 15 SHS @ 46.62 MISC .02 CATERPILLAR INC	085 830	9333 40574-00011 09-01-09	699.28	699.28	960.79- 15.000-
09-01-09	BNY CONVERGEX 08/27 SALE 28 SHS @ 70.20 MISC .06 CHEVRON CORPORATION	085 830	9333 40574-00012 09-01-09	1,965.54	1,965.54	1,383.42- 28.000-
09-01-09	BNY CONVERGEX 08/27 SALE 34 SHS @ 21.56 MISC .02 CISCO SYSTEMS INC	085 830	9333 40574-00013 09-01-09	733.02	733.02	925.20- 34.000-
09-01-09	BNY CONVERGEX 08/27 SALE 58 SHS @ 49.25 MISC .08 COCA COLA CO	085 830	9333 40574-00014 09-01-09	2,856.42	2,856.42	2,351.90- 58.000-
09-01-09	BNY CONVERGEX 08/27 SALE 41 SHS @ 45.21 MISC .05 CONOCOPHILLIPS	085 830	9333 40574-00016 09-01-09	1,853.56	1,853.56	1,748.67- 41.000-
09-01-09	BNY CONVERGEX 08/27 SALE 8 SHS @ 80.15 MISC .02 ENERGY CORP NEW	085 830	9333 40574-00018 09-01-09	641.18	641.18	902.74- 8.000-
09-01-09	BNY CONVERGEX 08/27 SALE 11 SHS @ 50.19 MISC .02 EXELON CORPORATION	085 830	9333 40574-00019 09-01-09	552.07	552.07	917.75- 11.000-
09-01-09	BNY CONVERGEX 08/27 SALE 56 SHS @ 70.30 MISC .11 EXXON MOBIL CORP	085 830	9333 40574-00020 09-01-09	3,936.69	3,936.69	2,054.13- 56.000-
09-01-09	BNY CONVERGEX 08/27 SALE 11 SHS @ 53.62 MISC .02 FLUOR CORP	085 830	9333 40574-00021 09-01-09	589.80	589.80	542.50- 11.000-

DATE	TRANSACTION-DESCRIPTION	-CODES- TRAN TAX INDV	HISTORY	INCOME	PRINCIPAL	INVEST/UNITS
09-01-09	BNY CONVERGEX 08/27 SALE 21 SHS @ 38.18 MISC .03 FOMENTO ECONOMICO MEXICANO SAB DE CV SPONSORED ADR	085 830	9333 40574-00022 09-01-09	801.75	917.15- 21.000-	
09-01-09	BNY CONVERGEX 08/27 SALE 7 SHS @ 92.28 MISC .02 FRANKLIN RESOURCES INC	085 830	9333 40574-00023 09-01-09	645.94	658.38- 7.000-	
09-01-09	BNY CONVERGEX 08/27 SALE 12 SHS @ 59.45 MISC .02 GENERAL DYNAMICS CORP	085 830	9333 40574-00024 09-01-09	713.38	960.77- 12.000-	
09-01-09	BNY CONVERGEX 08/27 SALE 79 SHS @ 14.06 MISC .03 GENERAL ELECTRIC CO	085 830	9333 40574-00025 09-01-09	1,110.71	2,017.46- 79.000-	
09-01-09	BNY CONVERGEX 08/27 SALE 20 SHS @ 54.10 MISC .03 HSBC HLDGS PLC SPONSORED ADR NEW	085 830	9333 40574-00026 09-01-09	1,081.97	1,300.24- 20.000-	
09-01-09	BNY CONVERGEX 08/27 SALE 32 SHS @ 23.84 MISC .02 HALLIBURTON CO	085 830	9333 40574-00027 09-01-09	762.86	1,149.72- 32.000-	
09-01-09	BNY CONVERGEX 08/27 SALE 78 SHS @ 19.33 MISC .04 INTEL CORP	085 830	9333 40574-00029 09-01-09	1,507.70	1,803.87- 78.000-	
09-01-09	BNY CONVERGEX 08/27 SALE 4 SHS @ 222.92 MISC .03 INTUITIVE SURGICAL INC	085 830	9333 40574-00030 09-01-09	891.65	830.07- 4.000-	
09-01-09	BNY CONVERGEX 08/27 SALE 36 SHS @ 43.06 MISC .04 JPMORGAN CHASE & CO	085 830	9333 40574-00031 09-01-09	1,550.12	1,258.06- 36.000-	

- C A S H -

- T R A N S A C T I O N A N A L Y S I S / S U M M A R Y -
 09/01/09 THROUGH 08/31/10
 ACCOUNT 5754008 J E LIPSCOMB JR TUM CHAR LCGR

DATE	TRANSACTION-DESCRIPTION	TRAN TAX INDV	HISTORY	INCOME	PRINCIPAL	INVEST/UNITS
09-01-09	BNY CONVERGEX 08/27 SALE 45 SHS @ 60.45 MISC .07 JOHNSON & JOHNSON	085 830	9333 40574-00032 09-01-09		2,720.18	1,733.25- 45.000-
09-01-09	BNY CONVERGEX 08/27 SALE 22 SHS @ 35.82 MISC .03 LAUDER ESTEE COS INC CL A	085 830	9333 40574-00033 09-01-09		788.01	978.92- 22.000-
09-01-09	BNY CONVERGEX 08/27 SALE 26 SHS @ 56.93 MISC .04 MC DONALDS CORP	085 830	9333 40574-00034 09-01-09		1,480.14	1,000.72- 26.000-
09-01-09	BNY CONVERGEX 08/27 SALE 26 SHS @ 32.18 MISC .03 MC GRAW HILL COMPANIES INC	085 830	9333 40574-00035 09-01-09		836.65	1,177.15- 26.000-
09-01-09	BNY CONVERGEX 08/27 SALE 15 SHS @ 38.65 MISC .02 MEDTRONIC INC	085 830	9333 40574-00036 09-01-09		579.73	754.91- 15.000-
09-01-09	BNY CONVERGEX 08/27 SALE 33 SHS @ 32.58 MISC .03 HERCK & CO INC	085 830	9333 40574-00037 09-01-09		1,075.11	1,089.97- 33.000-
09-01-09	BNY CONVERGEX 08/27 SALE 78 SHS @ 24.38 MISC .05 MICROSOFT CORP	085 830	9333 40574-00038 09-01-09		1,901.59	2,235.48- 78.000-
09-01-09	BNY CONVERGEX 08/27 SALE 13 SHS @ 26.15 MISC .01 MICROCHIP TECHNOLOGY INC	085 830	9333 40574-00039 09-01-09		339.94	662.47- 13.000-
09-01-09	BNY CONVERGEX 08/27 SALE 38 SHS @ 40.23 MISC .04 NESTLE S.A. SPONSORED ADR REPSTG REG SH	085 830	9333 40574-00040 09-01-09		1,528.70	975.08- 38.000-

- C A S H -

BANK 21
 REGION 80
 OFFICE 610

- T R A N S A C T I O N A N A L Y S I S / S U M M A R Y -
 09/01/09 THROUGH 08/31/10
 ACCOUNT 5754008 J E L I P S C O M B J R T U M C H A R L C G R

DATE 10/08/10
 TIME 09:42
 PAGE 0005

DATE	-TRANSACTION- DESCRIPTION	-CODES- TRAN TAX INDV	HISTORY	INCOME	PRINCIPAL	INVEST/UNITS
09-01-09	BNY CONVERGEX 08/27 SALE 71 SHS @ 10.80 MISC .02 NEWS CORPORATION CL A	085 830	9333 40574-00041 09-01-09	766.78	1,247.56-	71.000-
09-01-09	BNY CONVERGEX 08/27 SALE 13 SHS @ 61.32 MISC .03 NOVO NORDISK A S ADR	085 830	9333 40574-00042 09-01-09	797.13	888.28-	13.000-
09-01-09	BNY CONVERGEX 08/27 SALE 15 SHS @ 72.93 MISC .03 OCCIDENTAL PETROLEUM CORP	085 830	9333 40574-00043 09-01-09	1,093.92	414.45-	15.000-
09-01-09	BNY CONVERGEX 08/27 SALE 6 SHS @ 9.01 MISC .01 PATRIOT COAL CORP	085 830	9333 40574-00044 09-01-09	54.05	81.70-	6.000-
09-01-09	BNY CONVERGEX 08/27 SALE 15 SHS @ 33.35 MISC .02 PEABODY ENERGY CORP	085 830	9333 40574-00045 09-01-09	500.23	594.19-	15.000-
09-01-09	BNY CONVERGEX 08/27 SALE 35 SHS @ 57.71 MISC .06 PEPSICO INC	085 830	9333 40574-00046 09-01-09	2,019.79	1,297.58-	35.000-
09-01-09	BNY CONVERGEX 08/27 SALE 73 SHS @ 46.01 MISC .09 PHILIP MORRIS INTERNAT-W/I	085 830	9333 40574-00047 09-01-09	3,358.64	2,593.33-	73.000-
09-01-09	BNY CONVERGEX 08/27 SALE 15 SHS @ 76.99 MISC .03 PRAXAIR INC	085 830	9333 40574-00048 09-01-09	1,154.82	771.17-	15.000-
09-01-09	BNY CONVERGEX 08/27 SALE 42 SHS @ 52.80 MISC .06 PROCTER & GAMBLE CO	085 830	9333 40574-00049 09-01-09	2,217.54	2,371.68-	42.000-

DATE	TRANSACTION-DESCRIPTION	-CODES- TRAN TAX INDV	HISTORY	INCOME	PRINCIPAL	INVEST/UNITS
09-01-09	BNY CONVERGEX 08/27 SALE 7 SHS @ 50.36 MISC .01 PRUDENTIAL FINANCIAL, INC.	085 830	9333 40574-00050 09-01-09		352.51	640.61- 7.000-
09-01-09	BNY CONVERGEX 08/27 SALE 20 SHS @ 46.98 MISC .03 QUALCOMM INC	085 830	9333 40574-00051 09-01-09		939.57	803.32- 20.000-
09-01-09	BNY CONVERGEX 08/27 SALE 27 SHS @ 55.01 MISC .04 ROYAL DUTCH SHELL PLC ADR A	085 830	9333 40574-00052 09-01-09		1,485.23	1,467.43- 27.000-
09-01-09	BNY CONVERGEX 08/27 SALE 9 SHS @ 55.83 MISC .02 SCHLUMBERGER LTD	085 830	9333 40574-00053 09-01-09		502.45	878.69- 9.000-
09-01-09	BNY CONVERGEX 08/27 SALE 20 SHS @ 25.20 MISC .02 SYSCO CORP	085 830	9333 40574-00054 09-01-09		503.98	724.40- 20.000-
09-01-09	BNY CONVERGEX 08/27 SALE 23 SHS @ 47.16 MISC .03 TARGET CORP	085 830	9333 40574-00055 09-01-09		1,084.65	1,189.56- 23.000-
09-01-09	BNY CONVERGEX 08/27 SALE 36 SHS @ 24.30 MISC .03 TEXAS INSTRUMENTS INC	085 830	9333 40574-00056 09-01-09		874.77	1,147.03- 36.000-
09-01-09	BNY CONVERGEX 08/27 SALE 24 SHS @ 57.39 MISC .04 TOTAL S A	085 830	9333 40574-00057 09-01-09		1,377.32	1,336.07- 24.000-
09-01-09	BNY CONVERGEX 08/27 SALE 19 SHS @ 59.96 MISC .03 UNITED TECHNOLOGIES CORP	085 830	9333 40574-00058 09-01-09		1,139.21	1,290.81- 19.000-

- C A S H -

BANK 21
REGION 80
OFFICE 610

- T R A N S A C T I O N A N A L Y S I S / S U M M A R Y -
ACCOUNT 5754008 J E L I P S C O M B J R T U M C H A R L C G R

DATE 10/08/10
TIME 09:42
PAGE 0007

DATE	DESCRIPTION	TRAN TAX INDV	HISTORY	INCOME	PRINCIPAL	INVEST/UNITS
09-01-09	BNY CONVERGEX 08/27 SALE 24 SHS @ 51.25 MISC .04 WAL-MART STORES INC	085 830	9333 40574-00059 09-01-09		1,229.96	950.29- 24.000-
09-01-09	BNY CONVERGEX 08/27 SALE 38 SHS @ 33.47 MISC .04 WALGREEN CO	085 830	9333 40574-00060 09-01-09		1,271.82	1,478.04- 38.000-
12-04-09	BNY CONVERGEX 12/01 SALE 48 SHS @ 18.7309 MISC .02 ABB LTD SPONSORED ADR	085 830	9333 40668-00001 12-04-09		899.06	1,284.00- 48.000-
12-15-09	BNY CONVERGEX 12/10 SALE 7 SHS @ 47.4636 MISC .01 FOMENTO ECONOMICO MEXICANO SAB DE CV SPONSORED ADR	085 830	9333 40679-00002 12-15-09		332.24	305.72- 7.000-
01-20-10	BNY CONVERGEX 01/14 SALE 9 SHS @ 92.2988 MISC .01 TRANSOCEAN LTD SEDOL B3KFW1 ISIN CH0048265513	085 830	9333 40720-00001 01-20-10		830.68	1,156.45- 9.000-
01-20-10	BNY CONVERGEX 01/14 SALE 15 SHS @ 49.0471 MISC .01 EXELON CORPORATION	085 830	9333 40720-00002 01-20-10		735.70	1,251.48- 15.000-
01-25-10	BNY CONVERGEX 01/20 SALE 11 SHS @ 80.754 MISC .01 ENERGY CORP NEW	085 830	9333 40725-00002 01-25-10		888.28	1,241.27- 11.000-
01-26-10	BNY CONVERGEX 01/21 SALE 9 SHS @ 52.991 MISC .01 LAUDER ESTEE COS INC CL A	085 830	9333 40726-00001 01-26-10		476.91	400.47- 9.000-
01-27-10	BNY CONVERGEX 01/22 SALE 15 SHS @ 16.5414 GENERAL ELECTRIC CO	085 830	9333 40727-00001 01-27-10		248.12	383.06- 15.000-

DATE	DESCRIPTION	-TRANSACTION- DESCRIPTION	-CODES- TRAN TAX INDV	HISTORY	INCOME	PRINCIPAL	INVEST/UNITS
02-25-10	BNY CONVERGEX 02/22 SALE 11 SHS @ 20.7401 INTEL CORP		085 830	9333 40756-00002 02-25-10	228.14		254.39- 11.000-
02-25-10	BNY CONVERGEX 02/22 SALE 8 SHS @ 34.6709 MC GRAW HILL COMPANIES INC		085 830	9333 40756-00003 02-25-10	277.36		362.20- 8.000-
02-25-10	BNY CONVERGEX 02/22 SALE 8 SHS @ 62.1411 MISC.01 PEPSICO INC		085 830	9333 40756-00004 02-25-10	497.12		296.59- 8.000-
02-25-10	BNY CONVERGEX 02/22 SALE 9 SHS @ 63.5101 MISC.01 PROCTER & GAMBLE CO		085 830	9333 40756-00005 02-25-10	571.58		508.22- 9.000-
02-26-10	LONG TERM CAPITAL GAINS DISTRIBUTION PAYABLE 12/31/09 AT .0000 PER SHARE BLACKROCK LIQUIDITY FUNDS TEMPFUND ADMINISTRATION SHARES #H1		081 081 00-0000	40757-00001 02-26-10	.01		
03-17-10	BNY CONVERGEX 03/12 SALE 13 SHS @ 40.7194 MISC.01 AMERICAN EXPRESS CO		085 830	9333 40776-00001 03-17-10	529.35		626.16- 13.000-
03-17-10	BNY CONVERGEX 03/12 SALE 1 SHS @ 226.8855 APPLE INC		085 830	9333 40776-00002 03-17-10	226.88		128.21- 1.000-

BANK 21
REGION 80
OFFICE 636

- T R A N S A C T I O N A N A L Y S I S / S U M M A R Y -
09/01/09 THROUGH 08/31/10
ACCOUNT 5754008 J E LIPSCOMB JR TUM CHAR LCVA

DATE

-TRANSACTION-
DESCRIPTION

-CODES-
TRAN TAX INDV HISTORY

- C A S H -
INCOME PRINCIPAL INVEST/UNITS

TOTALS FOR TAX CODE 081	LONG TERM CAPITAL GAIN DISTRIBUTION	.01		
TOTALS FOR TAX CODE 830	SALES	11,995.32	11,632.54-P	
TOTALS FOR TAX CODE 833	SALE OF RIGHTS/FRACTIONAL SHARE OF STOCK	14.48	14.53-P	

12,009.81 11,647.07

362.74

DATE	-TRANSACTION- DESCRIPTION	-CODES- TRAN TAX INDV	HISTORY	- C A S H - INCOME	PRINCIPAL	INVEST/UNITS
09-04-09	BNY CONVERGEX 09/01 SALE 28 SHS @ 45.9793 MISC.03 CATERPILLAR INC	085 830 9333	40577-00001 09-04-09	1,287.39	1,287.39	1,002.30- 28.000-
09-10-09	CASH IN LIEU OF .500 FRACTIONAL SHARES/PAR AT 18.8000 PER SHARE/BOND CAREFUSION CORP	085 833 9999	40583-00001 09-10-09	9.40	9.40	8.42- .500-
09-28-09	BNY CONVERGEX 09/23 SALE 14 SHS @ 33.52 MISC.02 CARNIVAL CORP	085 830 9333	40601-00002 09-28-09	469.26	469.26	546.28- 14.000-
09-28-09	BNY CONVERGEX 09/23 SALE 9 SHS @ 45.9218 MISC.01 JPMORGAN CHASE & CO	085 830 9333	40601-00003 09-28-09	413.29	413.29	357.19- 9.000-
10-28-09	BNY CONVERGEX 10/23 SALE 12 SHS @ 22.6185 MISC.01 CAREFUSION CORP	085 830 9333	40631-00002 10-28-09	271.42	271.42	202.06- 12.000-
10-28-09	CASH IN LIEU OF .040 FRACTIONAL SHARES/PAR AT 17.1000 PER SHARE/BOND PFIZER INC	085 833 9999	40631-00003 10-28-09	.68	.68	.91- .040-
11-10-09	BNY CONVERGEX 11/05 SALE 62 SHS @ 28.0251 MISC.04 UNITEDHEALTH GROUP INC	085 830 9333	40644-00003 11-10-09	1,737.51	1,737.51	2,599.01- 62.000-
02-26-10	LONG TERM CAPITAL GAINS DISTRIBUTION PAYABLE 12/31/09 AT .0000 PER SHARE BLACKROCK LIQUIDITY FUNDS TEMPFUND ADMINISTRATION SHARES #H1	081 081 00-0000	40757-00002 02-26-10	.01	.01	
03-11-10	BNY CONVERGEX 03/08 SALE 34 SHS @ 35.29 MISC.02 CARDINAL HEALTH INC	085 830 9333	40770-00001 03-11-10	1,199.84	1,199.84	806.38- 34.000-
03-11-10	BNY CONVERGEX 03/08 SALE 17 SHS @ 53.77 MISC.01 THE TRAVELERS COS INC	085 830 9333	40770-00004 03-11-10	914.08	914.08	737.87- 17.000-

BANK 21
 REGION 80
 OFFICE 636

- T R A N S A C T I O N A N A L Y S I S / S U M M A R Y -
 09/01/09 THROUGH 08/31/10
 ACCOUNT 5754008 J E L I P S C O M B J R T U M C H A R L C V A

DATE 10/08/10
 TIME 09:42
 PAGE 0002

DATE	-TRANSACTION- DESCRIPTION	-TRANSACTION- INDV	INDV	HISTORY	INCOME	PRINCIPAL	INVEST/UNITS
05-26-10	BNY CONVERGEX 05/21 SALE 36 SHS @ 73.9445 MISC.04 CHEVRON CORPORATION	085 830	9333	40846-00003 05-26-10	2,661.96		2,051.28- 36.000-
07-01-10	BNY CONVERGEX 06/28 SALE 9 SHS @ 51.8201 MISC 01 CONOCOPHILLIPS	085 830	9333	40882-00003 07-01-10	466.37		604.06- 9.000-
07-16-10	CASH IN LIEU OF .602 FRACTIONAL SHARES/PAR AT 7.3100 PER SHARE/BOND FRONTIER COMMUNICATIONS CO	085 833	9999	40897-00001 07-16-10	4.40		5.20- .602-
08-02-10	BNY CONVERGEX 07/28 SALE 10 SHS @ 44.7226 MISC 01 AMERICAN EXPRESS CO	085 830	9333	40914-00001 08-02-10	447.22		247.42- 10.000-
08-02-10	BNY CONVERGEX 07/28 SALE 15 SHS @ 7.7601 FRONTIER COMMUNICATIONS CO	085 830	9333	40914-00003 08-02-10	116.40		129.59- 15.000-
08-12-10	BNY CONVERGEX 08/09 SALE 35 SHS @ 57.4461 MISC 03 CONOCOPHILLIPS	085 830	9333	40924-00001 08-12-10	2,010.58		2,349.10- 35.000-

BANK 21
REGION 80
OFFICE 640

- T R A N S A C T I O N A N A L Y S I S / S U M M A R Y -
09/01/09 THROUGH 08/31/10
ACCOUNT 5754008 J E LIPSCOMB JR TUN CHAR MCGR

DATE 10/08/10
TIME 09:42
PAGE 0020

DATE -TRANSACTION- DESCRIPTION INCOME C A S H - PRINCIPAL HISTORY INVEST/UNITS

TOTALS FOR TAX CODE 081 LONG TERM CAPITAL GAIN DISTRIBUTION

.03

TOTALS FOR TAX CODE 830 SALES

267,291.07 241,406.84-P

267,291.10

25,884.26

DATE	TRANSACTION-DESCRIPTION	-CODES- TRAN TAX INDV	HISTORY	INCOME	PRINCIPAL	INVEST/UNITS
09-03-09	BNY CONVERGEX 08/31 SALE 69 SHS @ 46.2018 MISC .08 QUALCOMM INC	085 830	9333 40576-00003 09-03-09		3,187.84	3,321.57- 69,000-
09-04-09	BNY CONVERGEX 09/01 SALE 5 SHS @ 23.1958 SEAHAWK DRILLING INC W/I	085 830	9333 40577-00002 09-04-09		115.98	123.14- 5,000-
09-11-09	BNY CONVERGEX 09/08 SALE 37 SHS @ 32.2097 MISC .03 AMETEK INC NEW	085 830	9333 40584-00001 09-11-09		1,191.73	1,631.74- 37,000-
09-15-09	BNY CONVERGEX 09/10 SALE 40 SHS @ 55.1628 MISC .06 NIKE INC CLASS B	085 830	9333 40588-00001 09-15-09		2,206.46	1,850.49- 40,000-
09-18-09	BNY CONVERGEX 09/15 SALE 43 SHS @ 43.0079 MISC .05 WMS INDUSTRIES INC	085 830	9333 40591-00002 09-18-09		1,849.29	1,563.70- 43,000-
09-25-09	BNY CONVERGEX 09/22 SALE 5 SHS @ 183.7877 MISC .02 APPLE INC	085 830	9333 40598-00001 09-25-09		918.91	100.16- 5,000-
10-07-09	BNY CONVERGEX 10/02 SALE 28 SHS @ 65.7679 MISC .05 RESEARCH IN MOTION LTD	085 830	9333 40610-00002 10-07-09		1,841.45	1,583.28- 28,000-
10-09-09	BNY CONVERGEX 10/06 SALE 61 SHS @ 32.6749 MISC .05 COACH INC	085 830	9333 40612-00001 10-09-09		1,993.12	1,753.09- 61,000-
10-20-09	BNY CONVERGEX 10/15 SALE 32 SHS @ 57.926 MISC .05 ALLERGAN INC	085 830	9333 40623-00001 10-20-09		1,853.58	1,138.77- 32,000-
10-26-09	BNY CONVERGEX 10/21 SALE 64 SHS @ 40.0715 MISC .07 EMERSON ELECTRIC CO	085 830	9333 40629-00003 10-26-09		2,564.51	1,980.36- 64,000-

C A S H

- T R A N S A C T I O N A N A L Y S I S / S U M M A R Y -
 ACCOUNT 5754008 J E LIPSCOMB JR T U W C H A R M C G R

BANK 21
 REGION 80
 OFFICE 640

DATE	DESCRIPTION	TRAN TAX	INDV	HISTORY	INCOME	PRINCIPAL	INVEST/UNITS
11-02-09	BNV CONVERGEX 10/28 SALE 2 SHS @ 542.5443 MISC .03 GOOGLE INC-CL A	085	830	9333 40636-00001 11-02-09		1,085.06	605.18- 2.000-
11-13-09	BNV CONVERGEX 11/09 SALE 53 SHS @ 13.3753 MISC .02 STEC INC	085	830	9333 40647-00003 11-13-09		708.87	1,884.19- 53.000-
11-18-09	BNV CONVERGEX 11/13 SALE 63 SHS @ 32.0031 MISC .05 CHECK POINT SOFTWARE TECH SEDOL 2181334 ISIN IL0010824113	085	830	9333 40652-00001 11-18-09		2,016.14	1,403.19- 63.000-
11-18-09	BNV CONVERGEX 11/13 SALE 53 SHS @ 33.9062 MISC .05 DENTSPLY INTERNATIONAL INC	085	830	9333 40652-00002 11-18-09		1,796.98	1,997.31- 53.000-
11-19-09	BNV CONVERGEX 11/16 SALE 33 SHS @ 54.0189 MISC .05 AGRIUM INC SEDOL 2015530 ISIN CA0089161081	085	830	9333 40653-00003 11-19-09		1,782.58	1,633.38- 53.000-
11-19-09	BNV CONVERGEX 11/16 SALE 44 SHS @ 44.6689 MISC .05 FLUOR CORP	085	830	9333 40653-00006 11-19-09		1,965.38	2,484.50- 44.000-
11-24-09	BNV CONVERGEX 11/19 SALE 79 SHS @ 36.5645 MISC .07 JACOBS ENGINEERING GROUP INC	085	830	9333 40658-00002 11-24-09		2,888.52	4,016.69- 79.000-
12-01-09	BNV CONVERGEX 11/25 SALE 52 SHS @ 30.3722 MISC .04 AGCO CORP	085	830	9333 40665-00001 12-01-09		1,579.31	3,116.21- 52.000-
12-04-09	BNV CONVERGEX 12/01 SALE 81 SHS @ 12.3891 MISC .05 MEMC ELECTR MATLS INC	085	830	9333 40668-00001 12-04-09		1,003.49	2,711.20- 81.000-

- C A S H -

- T R A N S A C T I O N A N A L Y S I S / S U M M A R Y -
 09/01/09 THROUGH 08/31/10
 ACCOUNT 5754008 J E L I P S C O M B J R T U M C H A R M C G R

DATE	-TRANSACTION- DESCRIPTION	-CODES- TRAN TAX INDV	HISTORY	INCOME	PRINCIPAL	INVEST/UNITS
01-07-10	BNY CONVERGEX 01/04 SALE 94 SHS @ 23.80 MISC .06 EBAY INC	085 830	9333 40707-00001 01-07-10		2,237.14	2,667.88- 94,000-
01-08-10	BNY CONVERGEX 01/05 SALE 45 SHS @ 42.6968 MISC .05 ENSCO INTERNATIONAL PLC	085 830	9333 40708-00002 01-08-10		1,921.31	1,336.57- 45,000-
01-08-10	BNY CONVERGEX 01/05 SALE 88 SHS @ 40.3991 MISC .09 HONEYWELL INTL INC	085 830	9333 40708-00004 01-08-10		3,555.03	4,984.84- 88,000-
01-14-10	BNY CONVERGEX 01/11 SALE 124 SHS @ 20.252 MISC .06 GAMESTOP CORP CL A	085 830	9333 40714-00004 01-14-10		2,511.18	4,920.59- 124,000-
01-14-10	BNY CONVERGEX 01/11 SALE 87 SHS @ 33.4065 MISC .07 PRIDE INTERNATIONAL INC	085 830	9333 40714-00005 01-14-10		2,906.29	2,039.24- 87,000-
01-22-10	BNY CONVERGEX 01/19 SALE 36 SHS @ 65.8244 MISC .03 BUCYRUS INTL INC	085 830	9333 40722-00001 01-22-10		2,369.65	1,918.31- 36,000-
01-22-10	BNY CONVERGEX 01/19 SALE 42 SHS @ 43.2009 MISC .02 FTI CONSULTING INC	085 830	9333 40722-00002 01-22-10		1,814.41	3,071.99- 42,000-
01-29-10	BNY CONVERGEX 01/26 SALE 89 SHS @ 42.6061 MISC .05 AMERICA MOVIL S A B D E C V	085 830	9333 40729-00001 01-29-10		3,791.89	1,327.48- 89,000-
02-04-10	BNY CONVERGEX 02/01 SALE 36 SHS @ 56.8271 MISC .03 CELGENE CORP	085 830	9333 40735-00001 02-04-10		2,045.75	1,919.61- 36,000-
02-05-10	BNY CONVERGEX 02/02 SALE 6 SHS @ 424.0815 MISC .03 BAIDU INC	085 830	9333 40736-00002 02-05-10		2,544.46	838.80- 6,000-

- T R A N S A C T I O N A N A L Y S I S / S U M M A R Y -
 09/01/09 THROUGH 08/31/10
 ACCOUNT 5754008 J E LIPSCOMB JR TUM CHAR MCGR

DATE	TRANSACTION DESCRIPTION	-CODES- TRAN TAX INDV	HISTORY	INCOME	C A S H	PRINCIPAL	INVEST/UNITS
02-09-10	BNY CONVERGEX 02/04 SALE 103 SHS @ 18.2006 MISC .02 LKQ CORP	085 830	9333 40740-00002 02-09-10			1,874.64	1,389.49- 103.000-
02-10-10	BNY CONVERGEX 02/05 SALE 36 SHS @ 48.5428 MISC .02 ITT CORPORATION	085 830	9333 40741-00001 02-10-10			1,747.52	1,856.34- 36.000-
02-10-10	BNY CONVERGEX 02/05 SALE 96 SHS @ 20.9017 MISC .03 PERKINELMER INC	085 830	9333 40741-00003 02-10-10			2,006.54	1,685.23- 96.000-
02-16-10	BNY CONVERGEX 02/10 SALE 38 SHS @ 49.1079 MISC .02 PRICE T ROWE GROUP INC	085 830	9333 40747-00001 02-16-10			1,866.08	2,165.09- 38.000-
02-19-10	BNY CONVERGEX 02/16 SALE 73 SHS @ 30.0059 MISC .05 SUNCOR ENERGY INC ISIN C867224107 SEDOL B3NB0P5	085 830	9333 40750-00001 02-19-10			2,190.40	2,206.31- 73.000-
02-26-10	BNY CONVERGEX 02/23 SALE 86 SHS @ 23.1502 MISC .03 ALTERA CORP	085 830	9333 40757-00005 02-26-10			1,990.89	1,890.78- 86.000-
02-26-10	LONG TERM CAPITAL GAINS DISTRIBUTION PAYABLE 12/31/09 AT .0000 PER SHARE BLACKROCK LIQUIDITY FUNDS TEMPFUND ADMINISTRATION SHARES #H1	081 081	00-0000 40757-00006 02-26-10			.03	
03-08-10	BNY CONVERGEX 03/03 SALE 19 SHS @ 81.6177 MISC .02 TRANSOCEAN LTD SEDOL BSKFWJ ISIN CH0048265513	085 830	9333 40767-00001 03-08-10			1,550.72	2,615.28- 19.000-

DATE	TRANSACTION-DESCRIPTION	-CODES- TRAN TAX INDV	HISTORY	INCOME	C A S H	PRINCIPAL	INVEST/UNITS
03-11-10	BNY CONVERGEX 03/08 SALE 22 SHS @ 85.2166 MISC .02 TRANSOCEAN LTD SEDOL: B3KFWM1 ISIN: CH0048265513	085 830	9333 40770-00001 03-11-10			1,874.74	3,028.22- 22.000-
03-11-10	BNY CONVERGEX 03/08 SALE 61 SHS @ 20.40 MISC .02 SUNPOWER CO.	085 830	9333 40770-00003 03-11-10			1,244.38	4,535.97- 61.000-
03-12-10	BNY CONVERGEX 03/09 SALE 75 SHS @ 26.5413 MISC .03 FLIR SYSTEM INC	085 830	9333 40771-00001 03-12-10			1,990.57	1,572.97- 75.000-
03-15-10	BNY CONVERGEX 03/10 SALE 110 SHS @ 32.3814 MISC .05 BROADCOM CORP	085 830	9333 40774-00001 03-15-10			3,561.91	1,634.25- 110.000-
03-17-10	BNY CONVERGEX 03/12 SALE 48 SHS @ 64.0959 MISC .04 SCHLUMBERGER LTD	085 830	9333 40776-00001 03-17-10			3,076.56	2,749.18- 48.000-
03-18-10	BNY CONVERGEX 03/15 SALE 46 SHS @ 43.2514 MISC .03 NOBLE CORPORATION SEDOL: B6529D7 ISIN: CH0033347318	085 830	9333 40777-00001 03-18-10			1,989.54	2,645.45- 46.000-
03-19-10	BNY CONVERGEX 03/16 SALE 43 SHS @ 64.5611 MISC .04 BUCYRUS INTL INC	085 830	9333 40778-00001 03-19-10			2,776.09	2,291.31- 43.000-
03-30-10	BNY CONVERGEX 03/25 SALE 56 SHS @ 40.3218 MISC .03 NOBLE CORPORATION SEDOL: B6529D7 ISIN: CH0033347318	085 830	9333 40789-00001 03-30-10			2,257.99	3,220.55- 56.000-

BANK 21
 REGION 80
 OFFICE 640

- T R A N S A C T I O N A N A L Y S I S / S U M M A R Y -
 09/01/09 THROUGH 08/31/10
 ACCOUNT 5754008 J E LIPSCOMB JR TUN CHAR MCGR

DATE 10/08/10
 TIME 09:42
 PAGE 0006

DATE	DESCRIPTION	-TRANSACTION-	-CODES-	HISTORY	INCOME	PRINCIPAL	INVEST/UNITS
DATE	DESCRIPTION	TRAN TAX INDV					
03-30-10	BNY CONVERGEX 03/25 SALE 7 SHS @ 230.4443 MISC .02 APPLE INC	085 830	9333	40789-00002 03-30-10		1,613.09	140.22- 7.000-
03-31-10	BNY CONVERGEX 03/26 SALE 25 SHS @ 39.8241 MISC .01 NOBLE CORPORATION SEDOL: R6529D7 ISIN: CH0033347318	085 830	9333	40790-00001 03-31-10	995.59		1,437.74- 25.000-
04-05-10	BNY CONVERGEX 03/30 SALE 47 SHS @ 36.9106 MISC .03 PERFECT WORLD CO LTD ADR ISIN US71372U1043 SEDOL B23F975	085 830	9333	40795-00001 04-05-10	1,734.77		1,940.76- 47.000-
04-13-10	BNY CONVERGEX 04/08 SALE 36 SHS @ 69.6362 MISC .04 RESEARCH IN MOTION LTD	085 830	9333	40803-00001 04-13-10	2,506.86		2,035.65- 36.000-
04-16-10	BNY CONVERGEX 04/13 SALE 41 SHS @ 83.4765 MISC .06 3M COMPANY	085 830	9333	40806-00006 04-16-10	3,422.48		2,912.48- 41.000-
04-21-10	BNY CONVERGEX 04/16 SALE 22 SHS @ 163.7605 MISC .06 GOLDMAN SACHS GROUP INC	085 830	9333	40811-00001 04-21-10	3,602.67		1,891.99- 22.000-
04-27-10	BNY CONVERGEX 04/22 SALE 4 SHS @ 256.7754 MISC .02 APPLE INC	085 830	9333	40817-00002 04-27-10	1,027.08		80.13- 4.000-
05-06-10	BNY CONVERGEX 05/03 SALE 94 SHS @ 40.4345 MISC .06 CAMERON INTL CORP	085 830	9333	40826-00001 05-06-10	3,800.78		3,277.92- 94.000-
05-07-10	BNY CONVERGEX 05/04 SALE 102 SHS @ 27.8503 MISC .05 JUNIPER NETWORKS INC	085 830	9333	40827-00002 05-07-10	2,840.68		1,610.56- 102.000-

DATE	-TRANSACTION- DESCRIPTION	-CODES- TRAN TAX INDV	HISTORY	INCOME	PRINCIPAL	INVEST/UNITS
05-17-10	BNY CONVERGEX 05/12 SALE 30 SHS @ 41.54 MISC .03 ACCENTURE PLC CLASS A ISIN IE00B4BNMY34 SEDOL B4BNMY3	085 830 9333	40837-00001 05-17-10		1,246.17	1,251.11- 30.000-
05-17-10	BNY CONVERGEX 05/12 SALE 89 SHS @ 19.92 MISC .03 MARVELL TECHNOLOGY GROUP LTD	085 830 9333	40837-00002 05-17-10		1,772.85	978.89- 89.000-
05-17-10	BNY CONVERGEX 05/12 SALE 59 SHS @ 18.96 MISC .02 SEAGATE TECHNOLOGY	085 830 9333	40837-00003 05-17-10		1,118.62	819.16- 59.000-
05-17-10	BNY CONVERGEX 05/12 SALE 36 SHS @ 25.07 MISC .02 WARNER CHILCOTT PLC CL A SEDOL B446CM7 ISIN IE00B446CM77	085 830 9333	40837-00004 05-17-10		902.50	943.22- 36.000-
05-17-10	BNY CONVERGEX 05/12 SALE 134 SHS @ 18.971 MISC .05 ABB LTD SPONSORED ADR	085 830 9333	40837-00006 05-17-10		2,542.06	2,665.99- 134.000-
05-17-10	BNY CONVERGEX 05/12 SALE 23 SHS @ 42.80 MISC .02 ABERCROMBIE & FITCH CO CL A	085 830 9333	40837-00007 05-17-10		984.38	959.07- 23.000-
05-17-10	BNY CONVERGEX 05/12 SALE 12 SHS @ 58.55 MISC .02 AGRIUM INC SEDOL 2015530 ISIN CA00089161081	085 830 9333	40837-00008 05-17-10		702.58	593.95- 12.000-
05-17-10	BNY CONVERGEX 05/12 SALE 38 SHS @ 39.37 MISC .03 AKAMAI TECHNOLOGIES	085 830 9333	40837-00009 05-17-10		1,496.03	945.31- 38.000-

BANK 21
 REGION 80
 OFFICE 640

- T R A N S A C T I O N A M A L Y S I S / S U M M A R Y -
 ACCOUNT 5754008 J E L I P S C O M B J R T U M C H A R M C G R

DATE 10/08/10
 TIME 09:42
 PAGE 0008

DATE	DESCRIPTION	-TRANSACTION-	-CODES-	TRAN TAX	INDV	HISTORY	INCOME	PRINCIPAL	INVEST/UNITS
05-17-10	BNY CONVERGEX 05/12 SALE 18 SHS @ 52.78 MISC .02 ALEXION PHARMACEUTICALS INC		085 830	9333	40837-00010 05-17-10		950.02		798.88- 18.000-
05-17-10	BNY CONVERGEX 05/12 SALE 53 SHS @ 24.67 MISC .03 ALTERA CORP		085 830	9333	40837-00011 05-17-10		1,307.48		1,165.25- 53.000-
05-17-10	BNY CONVERGEX 05/12 SALE 37 SHS @ 132.39 MISC .09 AMAZON COM INC		085 830	9333	40837-00012 05-17-10		4,898.34		2,426.58- 37.000-
05-17-10	BNY CONVERGEX 05/12 SALE 35 SHS @ 45.28 MISC .03 AMPHENOL CORP NEW CL A		085 830	9333	40837-00013 05-17-10		1,584.77		1,656.05- 35.000-
05-17-10	BNY CONVERGEX 05/12 SALE 66 SHS @ 19.93 MISC .03 ANGLO AMERICAN PLC UNSP ADR		085 830	9333	40837-00014 05-17-10		1,315.35		986.06- 66.000-
05-17-10	BNY CONVERGEX 05/12 SALE 29 SHS @ 45.57 MISC .03 ANSYS INC		085 830	9333	40837-00015 05-17-10		1,321.50		1,247.91- 29.000-
05-17-10	BNY CONVERGEX 05/12 SALE 26 SHS @ 98.2115 MISC .05 APACHE CORPORATION		085 830	9333	40837-00016 05-17-10		2,553.45		2,715.70- 26.000-
05-17-10	BNY CONVERGEX 05/12 SALE 24 SHS @ 262.46 MISC .11 APPLE INC		085 830	9333	40837-00017 05-17-10		6,298.93		480.75- 24.000-
05-17-10	BNY CONVERGEX 05/12 SALE 25 SHS @ 31.60 MISC .02 ATWOOD OCEANICS INC		085 830	9333	40837-00018 05-17-10		789.98		983.63- 25.000-

DATE	TRANSACTION-DESCRIPTION	-CODES- TRAN TAX INDV	HISTORY	INCOME	PRINCIPAL	INVEST/UNITS
05-17-10	BNY CONVERGEX 05/12 SALE 51 SHS @ 28.29 MISC .03 AVON PRODUCTS INC	085 830	9333 40837-00019 05-17-10		1,442.76	1,385.41- 51.000-
05-17-10	BNY CONVERGEX 05/12 SALE 29 SHS @ 46.2905 MISC .03 BARRICK GOLD CORP SEDOL 2024677 ISIN CA0679011084	085 830	9333 40837-00020 05-17-10		1,342.39	860.77- 29.000-
05-17-10	BNY CONVERGEX 05/12 SALE 32 SHS @ 31.76 MISC .02 BLUE COAT SYSTEMS INC	085 830	9333 40837-00021 05-17-10		1,016.30	924.88- 32.000-
05-17-10	BNY CONVERGEX 05/12 SALE 4 SHS @ 330.70 MISC .03 CME GROUP INC A DERIVATIVES EXCHANGE	085 830	9333 40837-00022 05-17-10		1,322.77	877.08- 4.000-
05-17-10	BNY CONVERGEX 05/12 SALE 71 SHS @ 15.32 MISC .02 CHICOS FAS INC	085 830	9333 40837-00023 05-17-10		1,087.70	966.05- 71.000-
05-17-10	BNY CONVERGEX 05/12 SALE 99 SHS @ 26.64 MISC .05 CISCO SYSTEMS INC	085 830	9333 40837-00024 05-17-10		2,637.31	2,741.35- 99.000-
05-17-10	BNY CONVERGEX 05/12 SALE 55 SHS @ 41.92 MISC .04 COACH INC	085 830	9333 40837-00025 05-17-10		2,305.56	1,580.66- 55.000-
05-17-10	BNY CONVERGEX 05/12 SALE 30 SHS @ 52.01 MISC .03 COGNIZANT TECHNOLOGY SOLUTIONS	085 830	9333 40837-00026 05-17-10		1,560.27	1,247.93- 30.000-
05-17-10	BNY CONVERGEX 05/12 SALE 20 SHS @ 74.11 MISC .03 CUMMINS INC	085 830	9333 40837-00027 05-17-10		1,482.17	944.21- 20.000-

DATE	DESCRIPTION	AMOUNT	TRAN CODE	TAX INDV	HISTORY	INCOME	PRINCIPAL	INVEST/UNITS
05-17-10	BNY CONVERGEX 05/12 SALE 43 SHS @ 69.56 MISC .06 DEVON ENERGY CORP NEW	2,991.02	085	830	9333 40837-00028 05-17-10		2,991.02	3,008.71- 43.000-
05-17-10	BNY CONVERGEX 05/12 SALE 20 SHS @ 68.35 MISC .03 DOLBY LABORATORIES INC CLASS A	1,366.97	085	830	9333 40837-00029 05-17-10		1,366.97	639.32- 20.000-
05-17-10	BNY CONVERGEX 05/12 SALE 20 SHS @ 51.45 MISC .02 DOVER CORP	1,028.98	085	830	9333 40837-00030 05-17-10		1,028.98	1,033.66- 20.000-
05-17-10	BNY CONVERGEX 05/12 SALE 17 SHS @ 76.44 MISC .03 EATON CORP	1,299.45	085	830	9333 40837-00031 05-17-10		1,299.45	1,347.25- 17.000-
05-17-10	BNY CONVERGEX 05/12 SALE 54 SHS @ 22.35 MISC .03 EBAY INC	1,206.87	085	830	9333 40837-00032 05-17-10		1,206.87	1,532.61- 54.000-
05-17-10	BNY CONVERGEX 05/12 SALE 23 SHS @ 42.49 MISC .02 ENSCO PLC ADS	977.25	085	830	9333 40837-00033 05-17-10		977.25	683.13- 23.000-
05-17-10	BNY CONVERGEX 05/12 SALE 37 SHS @ 23.30 MISC .02 EXPEDIA INC	862.08	085	830	9333 40837-00034 05-17-10		862.08	891.17- 37.000-
05-17-10	BNY CONVERGEX 05/12 SALE 17 SHS @ 72.69 MISC .03 F5 NETWORKS INC	1,235.70	085	830	9333 40837-00035 05-17-10		1,235.70	877.04- 17.000-
05-17-10	BNY CONVERGEX 05/12 SALE 7 SHS @ 128.29 MISC .02 FIRST SOLAR INC	898.01	085	830	9333 40837-00036 05-17-10		898.01	1,507.77- 7.000-

BANK 21
 REGION 80
 OFFICE 640

- T R A N S A C T I O N A N A L Y S I S / S U M M A R Y -
 09/01/09 THROUGH 08/31/10
 ACCOUNT 5754008 J E LIPSCOMB JR TUM CHAR MCGR

DATE 10/08/10
 TIME 09:42
 PAGE 0011

DATE	TRANSACTION-DESCRIPTION	-CODES- TRAN TAX INDV	HISTORY	INCOME	PRINCIPAL	INVEST/UNITS
05-17-10	BNY CONVERGEX 05/12 SALE 9 SHS @ 110.40 MISC.02 FRANKLIN RESOURCES INC	085 830	9333 40837-00037 05-17-10	993.58	993.58	834.21- 9.000-
05-17-10	BNY CONVERGEX 05/12 SALE 18 SHS @ 45.48 MISC.02 GEN PROBE INC	085 830	9333 40837-00038 05-17-10	818.62	818.62	1,282.01- 18.000-
05-17-10	BNY CONVERGEX 05/12 SALE 10 SHS @ 503.70 MISC.09 GOOGLE INC-CL A	085 830	9333 40837-00039 05-17-10	5,036.91	5,036.91	3,025.92- 10.000-
05-17-10	BNY CONVERGEX 05/12 SALE 72 SHS @ 16.97 MISC.03 GRAFTECH INTERNATIONAL LTD	085 830	9333 40837-00040 05-17-10	1,221.81	1,221.81	1,086.52- 1,72.000-
05-17-10	BNY CONVERGEX 05/12 SALE 50 SHS @ 41.16 MISC.03 GUESS INC	085 830	9333 40837-00041 05-17-10	1,234.77	1,234.77	1,070.69- 30.000-
05-17-10	BNY CONVERGEX 05/12 SALE 55 SHS @ 28.93 MISC.03 HALLIBURTON CO	085 830	9333 40837-00042 05-17-10	1,591.12	1,591.12	1,709.75- 55.000-
05-17-10	BNY CONVERGEX 05/12 SALE 18 SHS @ 53.311 MISC.02 HOSPIRA INC	085 830	9333 40837-00043 05-17-10	959.58	959.58	908.45- 18.000-
05-17-10	BNY CONVERGEX 05/12 SALE 25 SHS @ 42.46 MISC.02 ILLUMINA INC	085 830	9333 40837-00044 05-17-10	1,061.48	1,061.48	1,009.11- 25.000-
05-17-10	BNY CONVERGEX 05/12 SALE 16 SHS @ 59.29 MISC.02 INFOSYS TECHNOLOGIES LTD SPONSORED ADR REPSTG 1/4	085 830	9333 40837-00045 05-17-10	948.62	948.62	995.18- 16.000-

DATE	TRANSACTION-DESCRIPTION	-CODES- TRAN TAX INDV	HISTORY	INCOME	PRINCIPAL	INVEST/UNITS
05-17-10	BNY CONVERGEX 05/12 SALE 14 SHS @ 123.20 MISC .03 INTERCONTINENTAL EXCHANGE INC	085 830 9333	40837-00046 05-17-10		1,724.77	1,088.67- 14,000-
05-17-10	BNY CONVERGEX 05/12 SALE 5 SHS @ 353.11 MISC .03 INTUITIVE SURGICAL INC	085 830 9333	40837-00047 05-17-10		1,765.52	1,326.16- 5,000-
05-17-10	BNY CONVERGEX 05/12 SALE 61 SHS @ 15.20 MISC .02 JABIL CIRCUIT	085 830 9333	40837-00048 05-17-10		927.18	936.98- 61,000-
05-17-10	BNY CONVERGEX 05/12 SALE 34 SHS @ 29.43 MISC .02 LINEAR TECHNOLOGY CORP	085 830 9333	40837-00049 05-17-10		1,000.60	1,230.68- 34,000-
05-17-10	BNY CONVERGEX 05/12 SALE 31 SHS @ 30.73 MISC .02 LONGTOP FINL TECHNOLOGIES LTD ADR ISIN US54318P1084 SEDOL B2861Z5	085 830 9333	40837-00050 05-17-10		952.61	1,124.78- 31,000-
05-17-10	BNY CONVERGEX 05/12 SALE 31 SHS @ 42.33 MISC .03 LULULEMON ATHLETICA INC	085 830 9333	40837-00051 05-17-10		1,312.20	978.08- 31,000-
05-17-10	BNY CONVERGEX 05/12 SALE 4 SHS @ 232.44 MISC .02 MASTERCARD INC CL A	085 830 9333	40837-00052 05-17-10		929.74	1,029.79- 4,000-
05-17-10	BNY CONVERGEX 05/12 SALE 40 SHS @ 26.34 MISC .02 MC DERMOTT INTERNATIONAL INC	085 830 9333	40837-00053 05-17-10		1,053.58	962.09- 40,000-
05-17-10	BNY CONVERGEX 05/12 SALE 21 SHS @ 43.09 MISC .02 MEDTRONIC INC	085 830 9333	40837-00054 05-17-10		904.87	886.17- 21,000-

BANK 21
 REGION 80
 OFFICE 640

- T R A N S A C T I O N A N A L Y S I S / S U M M A R Y -
 09/01/09 THROUGH 08/31/10
 ACCOUNT 5754008 J E LIPSCOMB JR TUM CHAR MCGR

DATE 10/08/10
 TIME 09:42
 PAGE 0013

DATE	TRANSACTION-DESCRIPTION	-CODES- TRAN TAX INDV	HISTORY	INCOME	PRINCIPAL	INVEST/UNITS
05-17-10	BNY CONVERGEX 05/12 SALE 23 SHS @ 52.98 MISC.03 MERCADOLIBRE INC	085 830	9333 40837-00055 05-17-10		1,218.51	955.98- 23.000-
05-17-10	BNY CONVERGEX 05/12 SALE 28 SHS @ 32.8005 MISC.02 MINDRAY MEDICAL INTL LTD ADR ISIN US6028751007 SEDOL B1FCP24	085 830	9333 40837-00056 05-17-10		918.39	930.55- 28.000-
05-17-10	BNY CONVERGEX 05/12 SALE 27 SHS @ 39.05 MISC.02 NII HOLDINGS INC CL B	085 830	9333 40837-00057 05-17-10		1,054.33	920.74- 27.000-
05-17-10	BNY CONVERGEX 05/12 SALE 65 SHS @ 40.98 MISC.05 NATIONAL OILWELL VARCO INC	085 830	9333 40837-00058 05-17-10		2,663.65	2,269.98- 65.000-
05-17-10	BNY CONVERGEX 05/12 SALE 51 SHS @ 33.96 MISC.03 NETAPP INC	085 830	9333 40837-00059 05-17-10		1,731.93	1,224.00- 51.000-
05-17-10	BNY CONVERGEX 05/12 SALE 12 SHS @ 93.72 MISC.02 NEW ORIENTAL ED & TECHNOLOGY GROUP INC SPONSORED ADR	085 830	9333 40837-00060 05-17-10		1,124.62	883.98- 12.000-
05-17-10	BNY CONVERGEX 05/12 SALE 19 SHS @ 69.47 MISC.03 NOBLE ENERGY INC	085 830	9333 40837-00061 05-17-10		1,319.90	598.78- 19.000-
05-17-10	BNY CONVERGEX 05/12 SALE 12 SHS @ 80.35 MISC.02 NOVO NORDISK A S ADR	085 830	9333 40837-00062 05-17-10		964.18	828.68- 12.000-

BANK 21
 REGION 80
 OFFICE 640

- TRANSACTION-
 DESCRIPTION

DATE

DATE 10/08/10
 TIME 09:42
 PAGE 0014

ACCOUNT 5754008 J E LIPSCOMB JR TUM CHAR

DATE	DESCRIPTION	-TRANSACTION-	-CODES-	HISTORY	INCOME	PRINCIPAL	INVEST/UNITS
05-17-10	BNY CONVERGEX 05/12 SALE 101 SHS @ 16.7515 MISC .03 NUANCE COMMUNICATIONS INC	085 830	9333	40837-00063 05-17-10	1,691.87	1,512.86- 101.000-	
05-17-10	BNY CONVERGEX 05/12 SALE 23 SHS @ 46.52 MISC .02 NUCOR CORP	085 830	9333	40837-00064 05-17-10	1,069.94	716.62- 23.000-	
05-17-10	BNY CONVERGEX 05/12 SALE 71 SHS @ 14.69 MISC .02 NVIDIA CORP	085 830	9333	40837-00065 05-17-10	1,042.97	911.81- 71.000-	
05-17-10	BNY CONVERGEX 05/12 SALE 24 SHS @ 84.51 MISC .04 OCCIDENTAL PETROLEUM CORP	085 830	9333	40837-00066 05-17-10	2,028.20	2,005.30- 24.000-	
05-17-10	BNY CONVERGEX 05/12 SALE 73 SHS @ 24.57 MISC .04 ORACLE CORP	085 830	9333	40837-00067 05-17-10	1,793.57	1,293.15- 73.000-	
05-17-10	BNY CONVERGEX 05/12 SALE 34 SHS @ 68.86 MISC .04 PARKER HANNIFIN CORP	085 830	9333	40837-00068 05-17-10	2,341.20	2,247.70- 34.000-	
05-17-10	BNY CONVERGEX 05/12 SALE 28 SHS @ 33.771 MISC .02 PLANTRONICS INC NEW	085 830	9333	40837-00069 05-17-10	945.57	891.49- 28.000-	
05-17-10	BNY CONVERGEX 05/12 SALE 36 SHS @ 54.78 MISC .04 PRICE T ROWE GROUP INC	085 830	9333	40837-00070 05-17-10	1,972.04	2,051.14- 36.000-	
05-17-10	BNY CONVERGEX 05/12 SALE 16 SHS @ 215.20 MISC .06 PRICELINE.COM INC	085 830	9333	40837-00071 05-17-10	3,443.14	3,744.80- 16.000-	
05-17-10	BNY CONVERGEX 05/12 SALE 24 SHS @ 38.05 MISC .02 QUALCOMM INC	085 830	9333	40837-00072 05-17-10	913.18	1,022.44- 24.000-	

ACCOUNT 5754008 J E LIPSCOMB JR TUM CHAR

- C A S H -

INCOME

TRAN TAX INDV

MCGR

S U M M A R Y -

DATE	DESCRIPTION	TRAN TAX	INDV	HISTORY	INCOME	PRINCIPAL	INVEST/UNITS
05-17-10	BNY CONVERGEX 05/12 SALE 35 SHS @ 29.80 MISC .02 RIVERBED TECHNOLOGY INC	085	830	9333 40837-00073 05-17-10		1,042.98	1,005.47- 35.000-
05-17-10	BNY CONVERGEX 05/12 SALE 47 SHS @ 22.61 MISC .02 SEI INVESTMENT CO	085	830	9333 40837-00074 05-17-10		1,062.65	1,062.24- 47.000-
05-17-10	BNY CONVERGEX 05/12 SALE 75 SHS @ 27.26 MISC .04 STARBUCKS CORP	085	830	9333 40837-00075 05-17-10		2,044.46	1,047.02- 75.000-
05-17-10	BNY CONVERGEX 05/12 SALE 70 SHS @ 16.25 MISC .02 STERILITE INDUSTRIES INDI ADS ADT ISIN US8597372072 SEDOL B1YX3G8	085	830	9333 40837-00076 05-17-10		1,137.48	817.24- 70.000-
05-17-10	BNY CONVERGEX 05/12 SALE 36 SHS @ 25.15 MISC .02 TALEO CORP CLASS A	085	830	9333 40837-00077 05-17-10		905.38	922.07- 36.000-
05-17-10	BNY CONVERGEX 05/12 SALE 62 SHS @ 30.85 MISC .04 TRIMBLE NAVIGATION LTD	085	830	9333 40837-00078 05-17-10		1,912.66	1,800.50- 62.000-
05-17-10	BNY CONVERGEX 05/12 SALE 26 SHS @ 72.95 MISC .04 UNITED TECHNOLOGIES CORP	085	830	9333 40837-00079 05-17-10		1,896.66	1,907.68- 26.000-
05-17-10	BNY CONVERGEX 05/12 SALE 19 SHS @ 54.29 MISC .02 VARIAN MEDICAL SYSTEMS INC	085	830	9333 40837-00080 05-17-10		1,031.49	557.01- 19.000-
05-17-10	BNY CONVERGEX 05/12 SALE 21 SHS @ 48.22 MISC .02 VEECO INSTRUMENTS INC DEL	085	830	9333 40837-00081 05-17-10		1,012.60	958.87- 21.000-

BANK 21
 REGION 80
 OFFICE 640

DATE 10/08/10
 TIME 09:42
 PAGE 0016

- T R A N S A C T I O N A N A L Y S I S / S U M M A R Y -
 09/01/09 THROUGH 08/31/10
 ACCOUNT 5754008 J E L I P S C O M B J R T U W C H A R M C G R

DATE	DESCRIPTION	TRAN TAX	INDV	HISTORY	INCOME	PRINCIPAL	INVEST/UNITS
05-17-10	BNY CONVERGEX 05/12 SALE 19 SHS @ 62.49 MISC .03 VNHARE INC CLASS A	085	830	9333 40837-00082 05-17-10		1,187.28	916.84- 19.000-
05-17-10	BNY CONVERGEX 05/12 SALE 25 SHS @ 49.48 MISC .03 WMS INDUSTRIES INC	085	830	9333 40837-00083 05-17-10		1,236.97	989.31- 25.000-
05-17-10	BNY CONVERGEX 05/12 SALE 24 SHS @ 71.05 MISC .03 WATERS CORP	085	830	9333 40837-00084 05-17-10		1,705.17	1,327.47- 24.000-
05-18-10	BNY CONVERGEX 05/13 SALE 27 SHS @ 76.20 MISC .04 BAIDU INC	085	830	9333 40838-00001 05-18-10		2,057.36	377.46- 27.000-
05-21-10	BNY CONVERGEX 05/18 SALE 21 SHS @ 50.4854 MISC .02 ALEXION PHARMACEUTICALS INC	085	830	9333 40841-00001 05-21-10		1,060.18	932.03- 21.000-
05-24-10	BNY CONVERGEX 05/19 SALE 24 SHS @ 63.0447 MISC .03 DOLBY LABORATORIES INC CLASS A	085	830	9333 40844-00002 05-24-10		1,513.05	767.19- 24.000-
06-01-10	BNY CONVERGEX 05/26 SALE 2 SHS @ 249.533 MISC .01 APPLE INC	085	830	9333 40852-00002 06-01-10		499.06	40.06- 2.000-
06-04-10	BNY CONVERGEX 06/01 SALE 36 SHS @ 20.9102 MISC .01 BLUE COAT SYSTEMS INC	085	830	9333 40855-00001 06-04-10		752.75	1,040.48- 36.000-
06-09-10	BNY CONVERGEX 06/04 SALE 4 SHS @ 199.0728 MISC .01 MASTERCARD INC CL A	085	830	9333 40860-00001 06-09-10		796.28	1,029.78- 4.000-

DATE	-TRANSACTION- DESCRIPTION	-CODES- TRAN TAX INDV	HISTORY	INCOME	PRINCIPAL	INVEST/UNITS
06-09-10	BNY CONVERGEX 06/04 SALE 21 SHS @ 60.9893 MISC .02 NOBLE ENERGY INC	085 830	9333 40860-00002 06-09-10		1,280.75	661.80- 21.000-
06-16-10	BNY CONVERGEX 06/11 SALE 17 SHS @ 67.7568 MISC .02 DEVON ENERGY CORP NEW	085 830	9333 40867-00001 06-16-10		1,151.85	1,189.49- 17.000-
07-07-10	BNY CONVERGEX 07/01 SALE 22 SHS @ 62.2656 MISC .02 VMWARE INC CLASS A	085 830	9333 40888-00005 07-07-10		1,369.82	1,061.60- 22.000-
07-12-10	BNY CONVERGEX 07/07 SALE 80 SHS @ 10.1159 MISC .01 CHICOS FAS INC	085 830	9333 40893-00001 07-12-10		809.26	1,088.50- 80.000-
07-21-10	BNY CONVERGEX 07/16 SALE 26 SHS @ 27.6468 MISC .01 ALTERA CORP	085 830	9333 40902-00001 07-21-10		718.80	571.63- 26.000-
07-22-10	BNY CONVERGEX 07/19 SALE 27 SHS @ 28.3785 MISC .01 TRIMBLE NAVIGATION LTD	085 830	9333 40903-00004 07-22-10		766.21	784.09- 27.000-
07-28-10	BNY CONVERGEX 07/23 SALE 68 SHS @ 12.8118 MISC .01 SEAGATE TECHNOLOGY ISIN IE00B58JVZ52 SEDOL B58JVZ5	085 830	9333 40909-00001 07-28-10		871.19	944.12- 68.000-
08-02-10	BNY CONVERGEX 07/28 SALE 14 SHS @ 78.7648 MISC .02 OCCIDENTAL PETROLEUM CORP	085 830	9333 40914-00005 08-02-10		1,102.69	1,150.30- 14.000-
08-03-10	BNY CONVERGEX 07/29 SALE 20 SHS @ 51.0322 MISC .02 HOSPIRA INC	085 830	9333 40915-00002 08-03-10		1,020.63	1,009.39- 20.000-

- C A S H -

BANK 21
REGION 80
OFFICE 640

- T R A N S A C T I O N A N A L Y S I S / S U M M A R Y -
09/01/09 THROUGH 08/31/10
ACCOUNT 5754008 J E LIPSCOMB JR TUM CHAR MCGR

DATE 10/08/10
TIME 09:42
PAGE 0018

DATE	TRANSACTION- DESCRIPTION	-CODES- TRAN TAX INDV	HISTORY	INCOME	PRINCIPAL	INVEST/UNITS
08-04-10	BNY CONVERGEX 07/30 SALE 19 SHS @ 38.0308 MISC .01 AKAMAI TECHNOLOGIES	085 830 9333	40916-00001 08-04-10		722.57	472.65- 19.000-
08-05-10	BNY CONVERGEX 08/02 SALE 24 SHS @ 36.9212 MISC .01 AKAMAI TECHNOLOGIES	085 830 9333	40917-00001 08-05-10	886.09		597.04- 24.000-
08-10-10	BNY CONVERGEX 08/05 SALE 51 SHS @ 19.503 MISC .02 SEI INVESTMENT CO	085 830 9333	40922-00001 08-10-10	994.64		1,152.65- 51.000-
08-13-10	BNY CONVERGEX 08/10 SALE 29 SHS @ 37.3603 MISC .02 WMS INDUSTRIES INC	085 830 9333	40925-00001 08-13-10	1,083.43		1,147.59- 29.000-
08-17-10	BNY CONVERGEX 08/12 SALE 32 SHS @ 25.9414 MISC .01 HINDRAY MEDICAL INTL LTD ADR ISIN US6026751007 SEDOL B1FCP24	085 830 9333	40929-00001 08-17-10	830.11		1,063.48- 32.000-
08-19-10	BNY CONVERGEX 08/16 SALE 80 SHS @ 9.0724 MISC .01 NVIDIA CORP	085 830 9333	40931-00002 08-19-10	725.78		1,027.39- 80.000-
08-23-10	BNY CONVERGEX 08/18 SALE 94 SHS @ 22.3264 MISC .04 EBAY INC	085 830 9333	40935-00002 08-23-10	2,098.65		2,477.67- 94.000-
08-24-10	BNY CONVERGEX 08/19 SALE 26 SHS @ 41.9535 MISC .02 ENSCO PLC ADS	085 830 9333	40936-00001 08-24-10	1,090.77		772.24- 26.000-
08-24-10	BNY CONVERGEX 08/19 SALE 37 SHS @ 38.7368 MISC .02 NATIONAL OILWELL VARCO INC	085 830 9333	40936-00003 08-24-10	1,433.24		1,292.14- 37.000-

BANK 21
REGION 80
OFFICE 640

- T R A N S A C T I O N A N A L Y S I S / S U M M A R Y -
09/01/09 THROUGH 08/31/10
ACCOUNT 5754008 J E LIPSCOMB JR TUM CHAR MCGR

DATE 10/08/10
TIME 09:42
PAGE 0019

DATE	TRANSACTION-- DESCRIPTION	-CODES- TRAN TAX INDV	HISTORY	INCOME	C A S H	PRINCIPAL	INVEST/UNITS
08-25-10	BNY CONVERGEX 08/20 SALE 31 SHS @ 62.2157 MISC .03 DEVON ENERGY CORP NEW	085 830	9333 40937-00002 08-25-10			1,928.65	2,169.07- 31.000-
08-26-10	BNY CONVERGEX 08/23 SALE 33 SHS @ 37.5546 MISC .02 ACCENTURE PLC CLASS A ISIN IE00B4BNMY34 SEDOL B4BNMY3	085 830	9333 40938-00001 08-26-10			1,239.28	1,376.22- 33.000-

BANK 21
REGION 80
OFFICE 660

- T R A N S A C T I O N A N A L Y S I S / S U M M A R Y -
09/01/09 THROUGH 08/31/10
ACCOUNT 5754008 J E LIPSCOMB JR T U W CHAR MCVA

DATE 10/08/10
TIME 09:43
PAGE 0027

DATE -TRANSACTION-
DESCRIPTION

TOTALS FOR TAX CODE 081 LONG TERM CAPITAL GAIN DISTRIBUTION .03
TOTALS FOR TAX CODE 830 SALES 219,657.73 203,208.88-P
TOTALS FOR TAX CODE 833 SALE OF RIGHTS/FRACTIONAL SHARE OF STOCK 43.63 37.28-P

219,701.39
203,246.16

16,455.23

DATE	TRANSACTION-DESCRIPTION	-CODES- TRAN TAX INDV	HISTORY	INCOME	PRINCIPAL	INVEST/UNITS
09-01-09	BNY CONVERGEX 08/27 SALE 8 SHS @ 63.89 MISC .02 ARCH CAPITAL GROUP LTD	085 830	9333 40574-00001 09-01-09		511.10	508.62- 8.000-
09-01-09	BNY CONVERGEX 08/27 SALE 6 SHS @ 33.07 MISC .01 COOPER INDUSTRIES LTD CLASS A	085 830	9333 40574-00002 09-01-09		198.41	218.86- 6.000-
09-01-09	BNY CONVERGEX 08/27 SALE 9 SHS @ 83.14 MISC .02 EVEREST RE GROUP LTD	085 830	9333 40574-00003 09-01-09		748.24	848.00- 9.000-
09-01-09	BNY CONVERGEX 08/27 SALE 45 SHS @ 20.11 MISC .03 INVESCO LTD ISIN BMG491BT1088 SEDOL B28XP76	085 830	9333 40574-00004 09-01-09		904.92	919.32- 45.000-
09-01-09	BNY CONVERGEX 08/27 SALE 5 SHS @ 38.47 MISC .01 LAZARD LTD CL A SEDOL B081VQ7 ISIN BMG540501027	085 830	9333 40574-00005 09-01-09		192.34	226.94- 5.000-
09-01-09	BNY CONVERGEX 08/27 SALE 20 SHS @ 25.51 MISC .02 WILLIS GROUP HOLDINGS LTD	085 830	9333 40574-00006 09-01-09		510.18	688.09- 20.000-
09-01-09	BNY CONVERGEX 08/27 SALE 32 SHS @ 16.63 MISC .02 XL CAPITAL LTD CLASS A	085 830	9333 40574-00007 09-01-09		532.14	447.50- 32.000-
09-01-09	BNY CONVERGEX 08/27 SALE 16 SHS @ 19.90 MISC .01 WEATHERFORD INTL LTD SEDOL B5KL6S7 ISIN CH0038838394	085 830	9333 40574-00008 09-01-09		318.39	152.80- 16.000-

DATE	-TRANSACTION- DESCRIPTION	-CODES- TRAN TAX INDV	HISTORY	INCOME	PRINCIPAL	INVEST/UNITS
09-01-09	BNY CONVERGEX 08/27 SALE 4 SHS @ 92.84 MISC .01 CORE LABORATORIES N V	085 830	9333 40574-00009 09-01-09		371.35	371.39- 4.000-
09-01-09	BNY CONVERGEX 08/27 SALE 42 SHS @ 11.67 MISC .02 ACTIVISION BLIZZARD INC	085 830	9333 40574-00011 09-01-09		490.12	400.65- 42.000-
09-01-09	BNY CONVERGEX 08/27 SALE 26 SHS @ 29.30 MISC .02 AETNA INC NEW	085 830	9333 40574-00012 09-01-09		761.78	673.89- 26.000-
09-01-09	BNY CONVERGEX 08/27 SALE 13 SHS @ 45.18 MISC .02 AIRGAS INC	085 830	9333 40574-00013 09-01-09		587.32	468.95- 15.000-
09-01-09	BNY CONVERGEX 08/27 SALE 9 SHS @ 52.32 MISC .02 ALEXANDRIA REAL ESTATE EQUITIES INC	085 830	9333 40574-00014 09-01-09		470.86	333.00- 9.000-
09-01-09	BNY CONVERGEX 08/27 SALE 5 SHS @ 78.82 MISC .02 ALLIANT TECHSYSTEMS INC	085 830	9333 40574-00015 09-01-09		394.08	379.20- 5.000-
09-01-09	BNY CONVERGEX 08/27 SALE 20 SHS @ 31.47 MISC .02 AMERICAN ELECTRIC POWER INC	085 830	9333 40574-00016 09-01-09		629.38	719.50- 20.000-
09-01-09	BNY CONVERGEX 08/27 SALE 15 SHS @ 34.06 MISC .02 AMPHENOL CORP NEW CL A	085 830	9333 40574-00017 09-01-09		510.88	468.65- 15.000-
09-01-09	BNY CONVERGEX 08/27 SALE 5 SHS @ 78.21 MISC .02 BARD C R INC	085 830	9333 40574-00018 09-01-09		391.03	370.59- 5.000-

DATE	TRANSACTION-DESCRIPTION	-CODES- TRAN TAX INDV	HISTORY	INCOME	PRINCIPAL	INVEST/UNITS
09-01-09	BNY CONVERGEX 08/27 SALE 18 SHS @ 17.63 MISC .01 BE AEROSPACE INC	085 830	9333 40574-00019 09-01-09		317.33	317.57- 18.000-
09-01-09	BNY CONVERGEX 08/27 SALE 42 SHS @ 25.04 MISC .03 WR BERKLEY CORP	085 830	9333 40574-00020 09-01-09		1,051.65	1,063.25- 42.000-
09-01-09	BNY CONVERGEX 08/27 SALE 6 SHS @ 49.50 MISC .01 BIOGEN IDEC INC	085 830	9333 40574-00021 09-01-09		296.99	305.49- 6.000-
09-01-09	BNY CONVERGEX 08/27 SALE 20 SHS @ 17.45 MISC .01 BLOCK H & R INC	085 830	9333 40574-00022 09-01-09		348.99	433.11- 20.000-
09-01-09	BNY CONVERGEX 08/27 SALE 10 SHS @ 58.65 MISC .02 ROSTON PPTYS INC REIT	085 830	9333 40574-00023 09-01-09		586.48	466.67- 10.000-
09-01-09	BNY CONVERGEX 08/27 SALE 26 SHS @ 13.55 MISC .01 CMS ENERGY CORP	085 830	9333 40574-00024 09-01-09		352.29	366.86- 26.000-
09-01-09	BNY CONVERGEX 08/27 SALE 12 SHS @ 25.14 MISC .01 CELANESE CORP-SERIES A	085 830	9333 40574-00025 09-01-09		301.67	215.62- 12.000-
09-01-09	BNY CONVERGEX 08/27 SALE 6 SHS @ 32.27 MISC .01 CENTURYTEL INC	085 830	9333 40574-00026 09-01-09		193.61	202.28- 6.000-
09-01-09	BNY CONVERGEX 08/27 SALE 10 SHS @ 25.46 MISC .01 CLIFFS NATURAL RESOURCES INC	085 830	9333 40574-00028 09-01-09		254.59	274.26- 10.000-

DATE	TRANSACTION-DESCRIPTION	-CODES- TRAN TAX INDV	HISTORY	INCOME	PRINCIPAL	INVEST/UNITS
09-01-09	BNY CONVERGEX 08/27 SALE 10 SHS @ 58.66 MISC .02 CLOROX CO	085 830	9333 40574-00029 09-01-09	566.58	566.58	597.13- 10.000-
09-01-09	BNY CONVERGEX 08/27 SALE 12 SHS @ 20.67 MISC .01 COCA COLA ENTERPRISES INC	085 830	9333 40574-00030 09-01-09	248.03	248.03	267.46- 12.000-
09-01-09	BNY CONVERGEX 08/27 SALE 22 SHS @ 26.78 MISC .02 COMMSCOPE INC	085 830	9333 40574-00031 09-01-09	589.14	589.14	815.65- 22.000-
09-01-09	BNY CONVERGEX 08/27 SALE 29 SHS @ 20.22 MISC .02 CONAGRA FOODS INC	085 830	9333 40574-00033 09-01-09	586.36	586.36	709.93- 29.000-
09-01-09	BNY CONVERGEX 08/27 SALE 8 SHS @ 44.66 MISC .01 CUMMINS INC	085 830	9333 40574-00035 09-01-09	357.27	357.27	291.77- 8.000-
09-01-09	BNY CONVERGEX 08/27 SALE 21 SHS @ 25.04 MISC .02 DPL INC	085 830	9333 40574-00037 09-01-09	525.82	525.82	579.35- 21.000-
09-01-09	BNY CONVERGEX 08/27 SALE 46 SHS @ 16.37 MISC .02 DISH NETWORK CORP CL A	085 830	9333 40574-00038 09-01-09	753.00	753.00	855.22- 46.000-
09-01-09	BNY CONVERGEX 08/27 SALE 9 SHS @ 42.36 MISC .01 DRILL-QUIP INC	085 830	9333 40574-00039 09-01-09	381.23	381.23	536.29- 9.000-
09-01-09	BNY CONVERGEX 08/27 SALE 9 SHS @ 40.14 MISC .01 EQT CORPORATION	085 830	9333 40574-00041 09-01-09	361.25	361.25	498.81- 9.000-

- T R A N S A C T I O N A N A L Y S I S / S U M M A R Y -
09/01/09 THROUGH 08/31/10
ACCOUNT 5754008 J E L I P S C O M B J R T U W C H A R M C V A

BANK 21
REGION 80
OFFICE 660

DATE	DESCRIPTION	TRAN TAX	INDV	HISTORY	INCOME	PRINCIPAL	INVEST/UNITS
09-01-09	BNY CONVERGEX 08/27 SALE 8 SHS @ 54.52 MISC .02 EATON CORP	085	830	9333 40574-00042 09-01-09		436.14	743.80- 8.000-
09-01-09	BNY CONVERGEX 08/27 SALE 26 SHS @ 33.81 MISC .03 EDISON INTL	085	830	9333 40574-00043 09-01-09	879.03		1,231.39- 26.000-
09-01-09	BNY CONVERGEX 08/27 SALE 9 SHS @ 63.17 MISC .02 EDWARDS LIFESCIENCES CORP	085	830	9333 40574-00044 09-01-09	568.51		429.08- 9.000-
09-01-09	BNY CONVERGEX 08/27 SALE 2 SHS @ 65.35 MISC .01 ENERGIZER HLDGS INC	085	830	9333 40574-00045 09-01-09	130.69		179.09- 2.000-
09-01-09	BNY CONVERGEX 08/27 SALE 13 SHS @ 80.03 MISC .03 ENERGY CORP NEW	085	830	9333 40574-00047 09-01-09	1,040.36		1,051.01- 13.000-
09-01-09	BNY CONVERGEX 08/27 SALE 6 SHS @ 60.37 MISC .01 FEDERAL REALTY INVT TRUST SH BEN INT NEW REIT	085	830	9333 40574-00048 09-01-09	362.21		248.46- 6.000-
09-01-09	BNY CONVERGEX 08/27 SALE 7 SHS @ 45.24 MISC .01 FIRSTENERGY CORP	085	830	9333 40574-00050 09-01-09	316.67		412.95- 7.000-
09-01-09	BNY CONVERGEX 08/27 SALE 8 SHS @ 40.36 MISC .01 FORTUNE BRANDS INC	085	830	9333 40574-00052 09-01-09	322.87		587.94- 8.000-
09-01-09	BNY CONVERGEX 08/27 SALE 27 SHS @ 23.05 MISC .02 HARTFORD FINL SVCS GROUP INC	085	830	9333 40574-00053 09-01-09	622.33		409.49- 27.000-

C A S H

DATE	TRANSACTION-DESCRIPTION	-CODES- TRAN TAX INDV	HISTORY	INCOME	PRINCIPAL	INVEST/UNITS
09-01-09	BNY CONVERGEX 08/27 SALE 9 SHS @ 41.98 MISC.01 HEALTH CARE REIT INC REIT	085 830	9333 40574-00054 09-01-09	377.81	287.56- 9.000-	
09-01-09	BNY CONVERGEX 08/27 SALE 9 SHS @ 35.83 MISC.01 HEWITT ASSOCIATES INC CL A	085 830	9333 40574-00055 09-01-09	322.46	276.34- 9.000-	
09-01-09	BNY CONVERGEX 08/27 SALE 19 SHS @ 18.93 MISC.01 IAC / INTERACTIVECORP-W/I	085 830	9333 40574-00056 09-01-09	359.66	305.27- 19.000-	
09-01-09	BNY CONVERGEX 08/27 SALE 13 SHS @ 29.67 MISC.01 IRON MTN INC PA	085 830	9333 40574-00057 09-01-09	385.70	319.27- 13.000-	
09-01-09	BNY CONVERGEX 08/27 SALE 32 SHS @ 12.65 MISC.02 JANUS CAPITAL GROUP INC	085 830	9333 40574-00058 09-01-09	404.78	298.65- 32.000-	
09-01-09	BNY CONVERGEX 08/27 SALE 23 SHS @ 24.58 MISC.02 JOHNSON CONTROLS INC	085 830	9333 40574-00059 09-01-09	565.32	588.75- 23.000-	
09-01-09	BNY CONVERGEX 08/27 SALE 12 SHS @ 32.64 MISC.02 KINETIC CONCEPTS INC COM NEW	085 830	9333 40574-00060 09-01-09	391.66	529.64- 12.000-	
09-01-09	BNY CONVERGEX 08/27 SALE 8 SHS @ 52.26 MISC.02 KOHLS CORP	085 830	9333 40574-00061 09-01-09	418.06	372.90- 8.000-	
09-01-09	BNY CONVERGEX 08/27 SALE 7 SHS @ 36.20 MISC.01 LENNOX INTERNATIONAL INC	085 830	9333 40574-00062 09-01-09	253.39	236.34- 7.000-	

- T R A N S A C T I O N A N A L Y S I S / S U M M A R Y -
 09/01/09 THROUGH 08/31/10
 ACCOUNT 5754008 J E LIPSCOMB JR TUM CHAR MCVA
 - C A S H -

- T R A N S A C T I O N A N A L Y S I S / S U M M A R Y -
 09/01/09 THROUGH 08/31/10
 ACCOUNT 5754008 J E LIPSCOMB JR TUN CHAR MCVA

BANK 21
 REGION 80
 OFFICE 660

DATE	TRANSACTION-DESCRIPTION	-CODES- TRAN TAX INDV	HISTORY	INCOME	PRINCIPAL	INVEST/UNITS
09-01-09	BNY CONVERGEX 08/27 SALE 24 SHS @ 24.65 MISC .02 LINCOLN NATIONAL CORP	085 830	9333 40574-00063 09-01-09	591.58	745.42- 24.000-	
09-01-09	BNY CONVERGEX 08/27 SALE 6 SHS @ 60.84 MISC .01 M&T BK CORP	085 830	9333 40574-00064 09-01-09	365.03	308.01- 6.000-	
09-01-09	BNY CONVERGEX 08/27 SALE 33 SHS @ 23.21 MISC .02 MARSH & MCLENNAN COMPANIES INC	085 830	9333 40574-00065 09-01-09	765.91	770.83- 33.000-	
09-01-09	BNY CONVERGEX 08/27 SALE 8 SHS @ 46.16 MISC .01 HOLSON COORS BREWING COMPANY	085 830	9333 40574-00066 09-01-09	369.27	335.97- 8.000-	
09-01-09	BNY CONVERGEX 08/27 SALE 1 SHS @ 670.47 MISC .02 NVR INC	085 830	9333 40574-00067 09-01-09	670.45	561.85- 1.000-	
09-01-09	BNY CONVERGEX 08/27 SALE 30 SHS @ 10.74 MISC .01 NEW YORK COMMUNITY BANCORP	085 830	9333 40574-00068 09-01-09	322.19	357.68- 30.000-	
09-01-09	BNY CONVERGEX 08/27 SALE 32 SHS @ 13.73 MISC .02 NEWELL RUBBERMAID INC	085 830	9333 40574-00069 09-01-09	439.34	598.33- 32.000-	
09-01-09	BNY CONVERGEX 08/27 SALE 27 SHS @ 37.84 MISC .03 NEWFIELD EXPLORATION CO	085 830	9333 40574-00070 09-01-09	1,021.65	1,196.31- 27.000-	
09-01-09	BNY CONVERGEX 08/27 SALE 14 SHS @ 60.13 MISC .03 NOBLE ENERGY INC	085 830	9333 40574-00071 09-01-09	841.79	752.21- 14.000-	

BANK 21
 REGION 80
 OFFICE 660

- T R A N S A C T I O N A N A L Y S I S / S U M M A R Y -
 09/01/09 THROUGH 08/31/10
 ACCOUNT 5754008 J E LIPSCOMB JR TUM CHAR MCVA

DATE 10/08/10
 TIME 09:43
 PAGE 0008

DATE	-TRANSACTION- DESCRIPTION	-CODES- TRAN TAX INDV	HISTORY	INCOME	PRINCIPAL	INVEST/UNITS
09-01-09	BNY CONVERGEX 08/27 SALE 40 SHS @ 7.88 MISC .01 ON SEMICONDUCTOR CORPORATION	085 830	9333 40574-00072 09-01-09		315.19	294.40- 40.000-
09-01-09	BNY CONVERGEX 08/27 SALE 25 SHS @ 29.25 MISC .02 PPL CORPORATION	085 830	9333 40574-00073 09-01-09		731.23	816.25- 25.000-
09-01-09	BNY CONVERGEX 08/27 SALE 13 SHS @ 25.01 MISC .01 PACTIV CORPORATION	085 830	9333 40574-00074 09-01-09		325.12	336.03- 13.000-
09-01-09	BNY CONVERGEX 08/27 SALE 41 SHS @ 13.26 MISC .02 PARAMETRIC TECHNOLOGY CORP	085 830	9333 40574-00075 09-01-09		543.64	504.16- 41.000-
09-01-09	BNY CONVERGEX 08/27 SALE 7 SHS @ 49.10 MISC .01 PARKER HANNIFIN CORP	085 830	9333 40574-00076 09-01-09		343.69	500.90- 7.000-
09-01-09	BNY CONVERGEX 08/27 SALE 19 SHS @ 30.60 MISC .02 PENNEY J C CO INC	085 830	9333 40574-00077 09-01-09		581.38	544.90- 19.000-
09-01-09	BNY CONVERGEX 08/27 SALE 16 SHS @ 27.58 MISC .02 PRINCIPAL FINANCIAL GROUP	085 830	9333 40574-00078 09-01-09		441.26	320.16- 16.000-
09-01-09	BNY CONVERGEX 08/27 SALE 43 SHS @ 16.51 MISC .02 PROGRESSIVE CORP OHIO	085 830	9333 40574-00079 09-01-09		709.91	801.69- 43.000-
09-01-09	BNY CONVERGEX 08/27 SALE 20 SHS @ 48.85 MISC .03 RANGE RES CORP	085 830	9333 40574-00080 09-01-09		976.97	706.00- 20.000-
09-01-09	BNY CONVERGEX 08/27 SALE 60 SHS @ 5.7101 MISC .01 REGIONS FINANCIAL CORP	085 830	9333 40574-00081 09-01-09		342.60	264.28- 60.000-

BANK 21
 REGION 80
 OFFICE 660

- T R A N S A C T I O N A N A L Y S I S / S U M M A R Y -
 09/01/09 THROUGH 08/31/10
 ACCOUNT 5754008 J E LIPSCOMB JR TUN CHAR MCVA

DATE 10/08/10
 TIME 09:43
 PAGE 0009

DATE	DESCRIPTION	-TRANSACTION- DESCRIPTION	-CODES- TRAN TAX INDV	HISTORY	INCOME	PRINCIPAL	INVEST/UNITS
09-01-09	BNY CONVERGEX 08/27 SALE 34 SHS @ 25.52 MISC .03 REPUBLIC SVCS INC		085 830	9333 40574-00082 09-01-09		867.65	878.87- 34.000-
09-01-09	BNY CONVERGEX 08/27 SALE 10 SHS @ 46.18 MISC .02 ROSS STORES INC		085 830	9333 40574-00083 09-01-09		461.78	268.24- 10.000-
09-01-09	BNY CONVERGEX 08/27 SALE 9 SHS @ 38.57 MISC .01 RYDER SYSTEM INC		085 830	9333 40574-00084 09-01-09		347.12	345.67- 9.000-
09-01-09	BNY CONVERGEX 08/27 SALE 49 SHS @ 8.65 MISC .02 SLM CORP		085 830	9333 40574-00085 09-01-09		423.83	616.98- 49.000-
09-01-09	BNY CONVERGEX 08/27 SALE 16 SHS @ 19.55 MISC .01 SAFEWAY INC NEW		085 830	9333 40574-00086 09-01-09		312.79	327.95- 16.000-
09-01-09	BNY CONVERGEX 08/27 SALE 5 SHS @ 50.84 MISC .01 SEMPRA ENERGY		085 830	9333 40574-00087 09-01-09		254.19	247.96- 5.000-
09-01-09	BNY CONVERGEX 08/27 SALE 6 SHS @ 62.09 MISC .01 SIMON PROPERTY GROUP INC		085 830	9333 40574-00088 09-01-09		372.53	310.77- 6.000-
09-01-09	BNY CONVERGEX 08/27 SALE 13 SHS @ 27.86 MISC .01 SMITH INTERNATIONAL INC		085 830	9333 40574-00089 09-01-09		362.17	869.93- 13.000-
09-01-09	BNY CONVERGEX 08/27 SALE 8 SHS @ 51.64 MISC .02 JM SMUCKER CO/THE-NEW COM WI		085 830	9333 40574-00091 09-01-09		413.10	310.72- 8.000-

DATE	DESCRIPTION	-CODES- TRAN TAX INDV	HISTORY	INCOME	PRINCIPAL	INVEST/UNITS
09-01-09	BNY CONVERGEX 08/27 SALE 9 SHS @ 37.71 MISC .01 SNAP ON INC	085 830	9333 40574-00092 09-01-09		339.38	291.21- 9.000-
09-01-09	BNY CONVERGEX 08/27 SALE 104 SHS @ 3.7418 MISC .02 SPRINT NEXTEL CORP	085 830	9333 40574-00093 09-01-09		389.13	514.10- 104.000-
09-01-09	BNY CONVERGEX 08/27 SALE 15 SHS @ 29.96 MISC .02 STARWOOD HOTELS & RESORTS WORLDWIDE INC	085 830	9333 40574-00094 09-01-09		449.38	304.62- 15.000-
09-01-09	BNY CONVERGEX 08/27 SALE 22 SHS @ 22.06 MISC .02 SUNTRUST BANKS INC	085 830	9333 40574-00095 09-01-09		485.30	333.69- 22.000-
09-01-09	BNY CONVERGEX 08/27 SALE 16 SHS @ 36.40 MISC .02 TJX COMPANIES INC NEW	085 830	9333 40574-00096 09-01-09		582.38	506.71- 16.000-
09-01-09	BNY CONVERGEX 08/27 SALE 41 SHS @ 8.22 MISC .01 TERADYNE INCORPORATED	085 830	9333 40574-00097 09-01-09		337.01	337.58- 41.000-
09-01-09	BNY CONVERGEX 08/27 SALE 7 SHS @ 41.75 MISC .01 TORCHMARK CORP	085 830	9333 40574-00098 09-01-09		292.24	429.77- 7.000-
09-01-09	BNY CONVERGEX 08/27 SALE 14 SHS @ 42.10 MISC .02 UNITED STS STL CORP NEW	085 830	9333 40574-00099 09-01-09		589.38	612.63- 14.000-
09-01-09	BNY CONVERGEX 08/27 SALE 24 SHS @ 22.14 MISC .02 UNUM GROUP	085 830	9333 40574-00100 09-01-09		531.34	524.34- 24.000-

DATE	-TRANSACTION- DESCRIPTION	-CODES- TRAN TAX INDV	HISTORY	INCOME	PRINCIPAL	INVEST/UNITS
09-01-09	BNY CONVERGEX 08/27 SALE 15 SHS @ 28.32 MISC .02 URBAN OUTFITTERS INC	085 830	9333 40574-00101 09-01-09		424.78	306.66- 15.000-
09-01-09	BNY CONVERGEX 08/27 SALE 17 SHS @ 24.49 MISC .02 VIACOM INC CLASS B WI	085 830	9333 40574-00102 09-01-09		416.31	288.78- 17.000-
09-01-09	BNY CONVERGEX 08/27 SALE 11 SHS @ 48.57 MISC .02 VULCAN MATERIALS CO	085 830	9333 40574-00103 09-01-09		534.25	498.99- 11.000-
09-01-09	BNY CONVERGEX 08/27 SALE 7 SHS @ 53.36 MISC .01 WALTER ENERGY INC	085 830	9333 40574-00104 09-01-09		373.51	261.40- 7.000-
09-01-09	BNY CONVERGEX 08/27 SALE 14 SHS @ 47.28 MISC .02 WHITTING PETROLEUM CORP	085 830	9333 40574-00105 09-01-09		661.90	582.18- 14.000-
09-01-09	BNY CONVERGEX 08/27 SALE 18 SHS @ 19.91 MISC .01 XCEL ENERGY INC	085 830	9333 40574-00106 09-01-09		358.37	345.97- 18.000-
09-09-09	BNY CONVERGEX 09/03 SALE 43 SHS @ 25.49 MISC .03 SMITH INTERNATIONAL INC	085 830	9333 40582-00004 09-09-09		1,096.04	2,877.48- 43.000-
09-14-09	BNY CONVERGEX 09/09 SALE 21 SHS @ 78.9476 MISC .04 ENERGY CORP NEW	085 830	9333 40587-00001 09-14-09		1,657.86	1,697.78- 21.000-
09-14-09	BNY CONVERGEX 09/09 SALE 31 SHS @ 40.9026 MISC .03 HEALTH CARE REIT INC REIT	085 830	9333 40587-00003 09-14-09		1,267.95	990.50- 31.000-

DATE	TRANSACTION-DESCRIPTION	-CODES- TRAN TAX INDV	HISTORY	INCOME	PRINCIPAL	INVEST/UNITS
09-14-09	BNV CONVERGEX 09/09 SALE 18 SHS @ 41.696 MISC .02 TORCHMARK CORP	085 830	9333 40587-00005 09-14-09		750.51	1,105.12- 18.000-
09-15-09	BNV CONVERGEX 09/10 SALE 31 SHS @ 35.6709 MISC .03 HEWITT ASSOCIATES INC CL A	085 830	9333 40588-00001 09-15-09		1,105.77	951.83- 31.000-
09-16-09	BNV CONVERGEX 09/11 SALE 10 SHS @ 76.3223 MISC .02 ALLIANT TECHSYSTEMS INC	085 830	9333 40589-00002 09-16-09		763.20	758.40- 10.000-
09-17-09	BNV CONVERGEX 09/14 SALE 71 SHS @ 11.8361 MISC .02 ACTIVISION BLIZZARD INC	085 830	9333 40590-00001 09-17-09		840.34	677.28- 71.000-
09-18-09	BNV CONVERGEX 09/15 SALE 62 SHS @ 21.8576 MISC .03 WEATHERFORD INTL LTD SEDOL B5KL6S7 ISIN CH0038838394	085 830	9333 40591-00001 09-18-09		1,355.14	592.10- 62.000-
09-18-09	BNV CONVERGEX 09/15 SALE 80 SHS @ 11.61 MISC .02 ACTIVISION BLIZZARD INC	085 830	9333 40591-00002 09-18-09		928.78	763.14- 80.000-
09-18-09	BNV CONVERGEX 09/15 SALE 31 SHS @ 62.0195 MISC .05 WALTER ENERGY INC	085 830	9333 40591-00005 09-18-09		1,922.56	1,157.64- 31.000-
09-22-09	BNV CONVERGEX 09/17 SALE 29 SHS @ 42.1502 MISC .03 EQT CORPORATION	085 830	9333 40595-00001 09-22-09		1,222.32	1,607.26- 29.000-
09-23-09	BNV CONVERGEX 09/18 SALE 262 SHS @ 6.0733 MISC .04 REGIONS FINANCIAL CORP	085 830	9333 40596-00001 09-23-09		1,591.16	1,154.03- 262.000-

- C A S H -

DATE	TRANSACTION-DESCRIPTION	-CODES- TRAN TAX INDV	HISTORY	INCOME	PRINCIPAL	INVEST/UNITS
09-25-09	CASH IN LIEU OF .196 FRACTIONAL SHARES/PAR AT 68.6800 PER SHARE/BOND SIMON PROPERTY GROUP INC	085 833	9999 40598-00001 09-25-09		13.46	10.19- .196-
09-29-09	BNY CONVERGEX 09/24 SALE 16 SHS @ 38.3351 MISC .02 LAZARD LTD CL A SEDOL B081V97 ISIN BMG540501027	085 830	9333 40602-00001 09-29-09		613.35	726.20- 16.000-
09-29-09	BNY CONVERGEX 09/24 SALE 72 SHS @ 17.7485 MISC .03 BLOCK H & R INC	085 830	9333 40602-00003 09-29-09		1,277.86	1,559.21- 72.000-
09-29-09	BNY CONVERGEX 09/24 SALE 17 SHS @ 53.9899 MISC .02 VULCAN MATERIALS CO	085 830	9333 40602-00004 09-29-09		917.80	771.17- 17.000-
10-05-09	BNY CONVERGEX 09/30 SALE 71 SHS @ 21.4206 MISC .04 UNUM GROUP	085 830	9333 40608-00001 10-05-09		1,520.82	1,551.16- 71.000-
10-06-09	BNY CONVERGEX 10/01 SALE 20 SHS @ 49.897 MISC .03 SEMPRA ENERGY	085 830	9333 40609-00005 10-06-09		997.91	991.83- 20.000-
10-07-09	BNY CONVERGEX 10/02 SALE 53 SHS @ 19.817 MISC .03 SAFEMAY INC NEW	085 830	9333 40610-00003 10-07-09		1,050.27	1,086.34- 53.000-
10-09-09	BNY CONVERGEX 10/06 SALE 18 SHS @ 48.2389 MISC .02 AIRGAS INC	085 830	9333 40612-00001 10-09-09		868.28	649.32- 18.000-
10-09-09	BNY CONVERGEX 10/06 SALE 26 SHS @ 57.6018 MISC .04 KOHLS CORP	085 830	9333 40612-00003 10-09-09		1,497.61	1,211.92- 26.000-

C A S H

BANK 21
 REGION 80
 OFFICE 660

DATE 10/08/10
 TIME 09:43
 PAGE 0014

- T R A N S A C T I O N A N A L Y S I S / S U M M A R Y -
 09/01/09 THROUGH 08/31/10
 ACCOUNT 5754008 J E LIPSCOMB JR TUM CHAR MCVA

DATE	TRANSACTION-DESCRIPTION	-CODES- TRAN TAX INDV	HISTORY	INCOME	PRINCIPAL	INVEST/UNITS
10-09-09	BNY CONVERGEX 10/06 SALE 142 SHS @ 7.3723 MISC .03 XEROX CORP	085 830	9333 40612-00006 10-09-09		1,046.84	1,332.23- 142.000-
10-13-09	BNY CONVERGEX 10/07 SALE 6 SHS @ 63.9553 MISC .01 ENERGIZER HLDGS INC	085 830	9333 40616-00002 10-13-09		383.72	537.28- 6.000-
10-14-09	BNY CONVERGEX 10/08 SALE 23 SHS @ 78.9746 MISC .05 ENERGY CORP NEW	085 830	9333 40617-00001 10-14-09		1,816.37	1,859.48- 23.000-
10-14-09	BNY CONVERGEX 10/08 SALE 78 SHS @ 11.3725 MISC .02 NEW YORK COMMUNITY BANCORP	085 830	9333 40617-00003 10-14-09		887.03	929.98- 78.000-
10-15-09	BNY CONVERGEX 10/09 SALE 65 SHS @ 30.70 MISC .05 AMERICAN ELECTRIC POWER INC	085 830	9333 40618-00002 10-15-09		1,995.45	2,338.38- 65.000-
10-15-09	BNY CONVERGEX 10/09 SALE 86 SHS @ 21.3198 MISC .05 CONAGRA FOODS INC	085 830	9333 40618-00003 10-15-09		1,833.46	2,105.29- 86.000-
10-15-09	BNY CONVERGEX 10/12 SALE 18 SHS @ 53.6048 MISC .02 RANGE RES CORP	085 830	9333 40618-00007 10-15-09		964.86	635.40- 18.000-
10-16-09	BNY CONVERGEX 10/13 SALE 18 SHS @ 35.217 MISC .02 LENNOX INTERNATIONAL INC	085 830	9333 40619-00001 10-16-09		633.89	607.73- 18.000-
10-21-09	BNY CONVERGEX 10/16 SALE 37 SHS @ 27.6907 MISC .03 REPUBLIC SVCS INC	085 830	9333 40624-00002 10-21-09		1,024.53	956.41- 37.000-

- C A S H -

- T R A N S A C T I O N A N A L Y S I S / S U M M A R Y -
 09/01/09 THROUGH 08/31/10
 ACCOUNT 5754008 J E LIPSCOMB JR TUM CHAR MCVA

DATE	-TRANSACTION- DESCRIPTION	-CODES- TRAN TAX INDV	HISTORY	INCOME	PRINCIPAL	INVEST/UNITS
10-21-09	BNY CONVERGEX 10/16 SALE 22 SHS @ 67.8805 MISC .04 SIMON PROPERTY GROUP INC	085 830	9333 40624-00003 10-21-09		1,493.33	1,143.71- 22.000-
10-22-09	BNY CONVERGEX 10/19 SALE 32 SHS @ 39.1206 MISC .03 CLIFFS NATURAL RESOURCES INC	085 830	9333 40625-00001 10-22-09		1,251.83	902.78- 32.000-
10-22-09	BNY CONVERGEX 10/19 SALE 31 SHS @ 46.3242 MISC .04 ROSS STORES INC	085 830	9333 40625-00003 10-22-09		1,436.01	831.55- 31.000-
10-30-09	BNY CONVERGEX 10/27 SALE 22 SHS @ 70.8448 MISC .04 NOBLE ENERGY INC	085 830	9333 40633-00003 10-30-09		1,558.55	1,182.05- 22.000-
11-03-09	BNY CONVERGEX 10/29 SALE 81 SHS @ 25.7258 MISC .05 LINCOLN NATIONAL CORP	085 830	9333 40637-00002 11-03-09		2,083.74	2,515.79- 81.000-
11-05-09	BNY CONVERGEX 11/02 SALE 45 SHS @ 24.3479 MISC .03 IRON MTN INC PA	085 830	9333 40639-00002 11-05-09		1,095.63	1,105.17- 45.000-
11-05-09	BNY CONVERGEX 11/02 SALE 31 SHS @ 65.443 MISC .05 NOBLE ENERGY INC	085 830	9333 40639-00003 11-05-09		2,028.68	1,665.62- 31.000-
11-12-09	BNY CONVERGEX 11/06 SALE 14 SHS @ 36.2536 MISC .01 TERRA INDUSTRIES INC	085 830	9333 40646-00001 11-12-09		507.54	384.54- 14.000-
11-16-09	BNY CONVERGEX 11/10 SALE 49 SHS @ 29.4648 MISC .04 CELANESE CORP-SERIES A	085 830	9333 40650-00002 11-16-09		1,443.74	880.43- 49.000-
11-16-09	BNY CONVERGEX 11/10 SALE 29 SHS @ 30.725 MISC .02 VIACOM INC CLASS B WI	085 830	9333 40650-00005 11-16-09		891.00	585.31- 29.000-

- C A S H -
 INCOME
 PRINCIPAL
 INVEST/UNITS

DATE	TRANSACTION-DESCRIPTION	-CODES- TRAN TAX INDV	HISTORY	INCOME	C A S H - PRINCIPAL	INVEST/UNITS
11-18-09	BNY CONVERGEX 11/13 SALE 20 SHS @ 42.0859 MISC .02 AMPHENOL CORP NEW CL A	085 830	9333 40652-00001 11-18-09		841.70	624.86- 20.000-
11-19-09	BNY CONVERGEX 11/16 SALE 13 SHS @ 28.0518 MISC .01 WILLIS GROUP HOLDINGS LTD	085 830	9333 40653-00001 11-19-09		364.66	447.26- 13.000-
11-27-09	BNY CONVERGEX 11/23 SALE 38 SHS @ 24.49 MISC .02 WR BERKLEY CORP	085 830	9333 40661-00001 11-27-09		930.60	959.48- 38.000-
11-27-09	BNY CONVERGEX 11/23 SALE 84 SHS @ 11.1104 MISC .02 SLM CORP	085 830	9333 40661-00004 11-27-09		933.25	958.95- 84.000-
12-07-09	BNY CONVERGEX 12/02 SALE 13 SHS @ 30.0902 MISC .01 VIACOM INC CLASS B WI	085 830	9333 40671-00002 12-07-09		391.16	262.38- 13.000-
12-09-09	BNY CONVERGEX 12/04 SALE 27 SHS @ 47.1998 MISC .03 AIRGAS INC	085 830	9333 40673-00001 12-09-09		1,274.36	973.97- 27.000-
12-11-09	BNY CONVERGEX 12/08 SALE 36 SHS @ 19.7147 MISC .02 COCA COLA ENTERPRISES INC	085 830	9333 40675-00001 12-11-09		709.71	802.39- 36.000-
12-11-09	BNY CONVERGEX 12/08 SALE 28 SHS @ 39.3119 MISC .03 FORTUNE BRANDS INC	085 830	9333 40675-00002 12-11-09		1,100.70	2,057.81- 28.000-
12-15-09	BNY CONVERGEX 12/10 SALE 53 SHS @ 27.5476 MISC .04 LAMAR ADVERTISING CO CL A	085 830	9333 40679-00004 12-15-09		1,459.99	1,371.45- 53.000-

TRANSACTION- DESCRIPTION	DATE	-TRANSACTION- DESCRIPTION	-CODES- TRAN TAX INDV	HISTORY	INCOME	PRINCIPAL	INVEST/UNITS
12-18-09 BNY CONVERGEX 12/15 SALE 21 SHS @ 47.1972 MISC .03 RANGE RES CORP			085 830	9333 40682-00002 12-18-09		991.12	741.29- 21.000-
12-21-09 BNY CONVERGEX 12/16 SALE 41 SHS @ 26.3262 MISC .03 COMMSCOPE INC			085 830	9333 40685-00001 12-21-09		1,079.35	1,393.16- 41.000-
12-24-09 BNY CONVERGEX 12/21 SALE 33 SHS @ 40.5287 MISC .03 HELMERICH & PAYNE INC			085 830	9333 40688-00003 12-24-09		1,337.41	1,271.67- 33.000-
12-28-09 BNY CONVERGEX 12/22 SALE 47 SHS @ 26.4463 MISC .03 WILLIS GROUP HOLDINGS LTD			085 830	9333 40692-00001 12-28-09		1,242.94	1,617.02- 47.000-
12-29-09 BNY CONVERGEX 12/23 SALE 36 SHS @ 35.0699 MISC .03 REGENCY CENTERS CORP			085 830	9333 40693-00002 12-29-09		1,262.48	1,284.54- 36.000-
12-30-09 CASH IN LIEU OF .600 FRACTIONAL SHARES/PAR AT 11.5000 PER SHARE/BOND HOST HOTELS & RESORTS INC REIT			085 833	9999 40694-00001 12-30-09		6.90	6.20- .600-
12-31-09 BNY CONVERGEX 12/28 SALE 45 SHS @ 29.5564 MISC .03 VIACOM INC CLASS B WI			085 830	9333 40695-00006 12-31-09		1,330.00	908.24- 45.000-
01-05-10 BNY CONVERGEX 12/30 SALE 34 SHS @ 26.8371 MISC .02 PENNEY J C CO INC			085 830	9333 40705-00004 01-05-10		912.44	1,040.49- 34.000-
01-07-10 BNY CONVERGEX 01/04 SALE 23 SHS @ 67.3509 MISC .04 FEDERAL REALTY INVNT TRUST SH BEN INT NEW REIT			085 830	9333 40707-00002 01-07-10		1,549.03	952.45- 23.000-
01-13-10 CASH IN LIEU OF .647 FRACTIONAL SHARES/PAR AT 13.8500 PER SHARE/BOND FIRST HORIZON NATL CORP			085 833	9999 40713-00001 01-13-10		8.96	8.02- .647-

DATE	TRANSACTION-DESCRIPTION	-CODES- TRAN TAX INDV	HISTORY	INCOME	PRINCIPAL	INVEST/UNITS
01-20-10	BNV CONVERGEX 01/14 SALE 24 SHS @ 63.2709 MISC .02 UNITED STS STL CORP NEW	085 830	9333 40720-00001 01-20-10		1,518.48	1,050.21- 24,000-
01-21-10	BNV CONVERGEX 01/15 SALE 13 SHS @ 123.5612 MISC .02 CORE LABORATORIES N V	085 830	9333 40721-00001 01-21-10		1,606.28	1,207.01- 13,000-
01-21-10	BNV CONVERGEX 01/15 SALE 105 SHS @ 12.3252 MISC .02 HUNTSMAN CORP	085 830	9333 40721-00005 01-21-10		1,294.13	917.00- 105,000-
01-21-10	BNV CONVERGEX 01/15 SALE 25 SHS @ 40.3308 MISC .01 OIL STATES INTERNATIONAL INC	085 830	9333 40721-00007 01-21-10		1,008.26	836.85- 25,000-
01-26-10	BNV CONVERGEX 01/21 SALE 119 SHS @ 12.5433 MISC .02 NV ENERGY INC	085 830	9333 40726-00003 01-26-10		1,492.63	1,355.61- 119,000-
01-28-10	BNV CONVERGEX 01/25 SALE 30 SHS @ 55.9018 MISC .02 UNITED STS STL CORP NEW	085 830	9333 40728-00002 01-28-10		1,677.03	1,312.77- 30,000-
01-29-10	BNV CONVERGEX 01/26 SALE 10 SHS @ 91.8619 MISC .01 EDWARDS LIFSCIENCES CORP	085 830	9333 40729-00003 01-29-10		918.61	476.75- 10,000-
02-01-10	BNV CONVERGEX 01/27 SALE 31 SHS @ 59.2997 MISC .02 CLOROX CO	085 830	9333 40732-00001 02-01-10		1,838.27	1,851.12- 31,000-
02-01-10	BNV CONVERGEX 01/27 SALE 55 SHS @ 19.3732 MISC .01 CORRECTIONS CORP AMER NEW COM NEW REIT	085 830	9333 40732-00002 02-01-10		1,065.51	1,329.55- 55,000-

BANK 21
 REGION 80
 OFFICE 660

- T R A N S A C T I O N A N A L Y S I S / S U M M A R Y -
 09/01/09 THROUGH 08/31/10
 ACCOUNT 5754008 J E LIPSCOMB JR TUM CHAR MCVA

DATE 10/08/10
 TIME 09:43
 PAGE 0019

DATE	TRANSACTION-DESCRIPTION	-CODES- TRAN TAX INDV	HISTORY	INCOME	PRINCIPAL	INVEST/UNITS
02-03-10	BNY CONVERGEX 01/29 SALE 27 SHS @ 71.8146 MISC .02 ARCH CAPITAL GROUP LTD	085 830	9333 40734-00001 02-03-10		1,938.97	1,716.57- 27,000-
02-08-10	BNY CONVERGEX 02/03 SALE 31 SHS @ 29.6729 MISC .01 JOHNSON CONTROLS INC	085 830	9333 40739-00001 02-08-10		919.85	793.54- 31,000-
02-12-10	BNY CONVERGEX 02/09 SALE 37 SHS @ 35.1061 MISC .02 OIL STATES INTERNATIONAL INC	085 830	9333 40743-00003 02-12-10		1,298.91	1,238.53- 37,000-
02-18-10	BNY CONVERGEX 02/12 SALE 46 SHS @ 30.4208 MISC .02 ATLAS ENERGY INC	085 830	9333 40749-00001 02-18-10		1,399.34	1,321.85- 46,000-
02-19-10	BNY CONVERGEX 02/16 SALE 51 SHS @ 37.0003 MISC .02 STARWOOD HOTELS & RESORTS WORLDWIDE INC	085 830	9333 40750-00001 02-19-10		1,886.99	1,035.69- 51,000-
02-24-10	BNY CONVERGEX 02/19 SALE 43 SHS @ 41.3001 MISC .02 TERRA INDUSTRIES INC	085 830	9333 40755-00001 02-24-10		1,775.88	1,181.10- 43,000-
02-26-10	LONG TERM CAPITAL GAINS DISTRIBUTION PAYABLE 12/31/09 AT .0000 PER SHARE BLACKROCK LIQUIDITY FUNDS TEMPFUND ADMINISTRATION SHARES #H1	081 081 00-0000	40757-00005 02-26-10		.03	
03-01-10	BNY CONVERGEX 02/24 SALE 21 SHS @ 49.0229 MISC .01 NEWFIELD EXPLORATION CO	085 830	9333 40760-00005 03-01-10		1,029.47	933.13- 21,000-
03-05-10	BNY CONVERGEX 03/02 SALE 17 SHS @ 94.6015 MISC .02 EDWARDS LIFESCIENCES CORP	085 830	9333 40764-00002 03-05-10		1,608.21	810.47- 17,000-

DATE	TRANSACTION-DESCRIPTION	-CODES- TRAN TAX INDV	HISTORY	INCOME	PRINCIPAL	INVEST/UNITS
03-05-10	BNY CONVERGEX 03/02 SALE 43 SHS @ 23.2615 MISC .01 IAC / INTERACTIVECORP-W/I	085 830	9333 40764-00004 03-05-10	1,000.23	1,000.23	752.34- 43.000-
03-05-10	BNY CONVERGEX 03/02 SALE 49 SHS @ 41.3258 MISC .03 TJX COMPANIES INC NEW	085 830	9333 40764-00007 03-05-10	2,024.94	2,024.94	1,551.78- 49.000-
03-09-10	BNY CONVERGEX 03/04 SALE 63 SHS @ 13.3638 MISC .01 HUNTSMAN CORP	085 830	9333 40768-00001 03-09-10	843.17	843.17	636.15- 63.000-
03-16-10	BNY CONVERGEX 03/11 SALE 30 SHS @ 59.5198 MISC .02 CLIFFS NATURAL RESOURCES INC	085 830	9333 40775-00001 03-16-10	1,785.57	1,785.57	1,137.90- 30.000-
03-16-10	BNY CONVERGEX 03/11 SALE 51 SHS @ 17.0514 MISC .01 PROGRESSIVE CORP OHIO	085 830	9333 40775-00002 03-16-10	869.61	869.61	950.84- 51.000-
03-17-10	BNY CONVERGEX 03/12 SALE 73 SHS @ 19.8292 MISC .02 QLOGIC CORP	085 830	9333 40776-00001 03-17-10	1,447.51	1,447.51	1,356.84- 73.000-
03-23-10	BNY CONVERGEX 03/18 SALE 54 SHS @ 36.1315 MISC .02 URBAN OUTFITTERS INC	085 830	9333 40782-00001 03-23-10	1,951.08	1,951.08	1,103.98- 54.000-
03-26-10	BNY CONVERGEX 03/23 SALE 63 SHS @ 18.7581 MISC .02 EXCO RESOURCES INC	085 830	9333 40785-00002 03-26-10	1,181.75	1,181.75	1,361.47- 63.000-
03-29-10	BNY CONVERGEX 03/24 SALE 18 SHS @ 49.8557 MISC .01 NEWFIELD EXPLORATION CO	085 830	9333 40788-00001 03-29-10	897.39	897.39	799.82- 18.000-
04-05-10	BNY CONVERGEX 03/30 SALE 57 SHS @ 12.3715 MISC .01 HUNTSMAN CORP	085 830	9333 40795-00001 04-05-10	705.16	705.16	575.56- 57.000-

DATE	TRANSACTION-DESCRIPTION	-CODES- TRAN TAX INDV	HISTORY	INCOME	PRINCIPAL	INVEST/UNITS
04-05-10	BNY CONVERGEX 03/30 SALE 38 SHS @ 48.0522 MISC .03 KINETIC CONCEPTS INC COM NEW	085 830	9333 40795-00002 04-05-10	1,825.95	1,677.20-	38.000-
04-12-10	CASH IN LIEU OF .616 FRACTIONAL SHARES/PAR AT 14.9200 PER SHARE/BOND FIRST HORIZON NATL CORP	085 833	9999 40802-00001 04-12-10	9.19	7.52-	.616-
04-12-10	BNY CONVERGEX 04/07 SALE 46 SHS @ 32.75 MISC .03 JOHNSON CONTROLS INC	085 830	9333 40802-00002 04-12-10	1,506.47	1,177.50-	46.000-
04-12-10	BNY CONVERGEX 04/07 SALE 52 SHS @ 28.135 MISC .02 RAYMOND JAMES FINANCIAL INC	085 830	9333 40802-00003 04-12-10	1,463.00	1,259.63-	52.000-
04-21-10	BNY CONVERGEX 04/16 SALE 67 SHS @ 14.7107 MISC .02 HOST HOTELS & RESORTS INC REIT	085 830	9333 40811-00001 04-21-10	985.60	730.10-	67.000-
04-27-10	BNY CONVERGEX 04/22 SALE 39 SHS @ 49.9928 MISC .03 QUESTAR CORP	085 830	9333 40817-00002 04-27-10	1,949.69	1,746.38-	39.000-
04-30-10	BNY CONVERGEX 04/27 SALE 25 SHS @ 42.6059 MISC .02 COMERICA INC	085 830	9333 40820-00002 04-30-10	1,065.13	767.36-	25.000-
04-30-10	BNY CONVERGEX 04/27 SALE 95 SHS @ 9.5458 MISC .02 MARSHALL & ILSLEY CORP	085 830	9333 40820-00004 04-30-10	906.84	606.34-	95.000-
05-03-10	BNY CONVERGEX 04/28 SALE 121 SHS @ 11.2216 MISC .02 HUNTSMAN CORP	085 830	9333 40823-00002 05-03-10	1,357.79	1,221.80-	121.000-

BNY CONVERGEX
 04/29 SALE 43 SHS @ 64.3378
 MISC.05
 CLIFFS NATURAL RESOURCES INC

BNY CONVERGEX
 04/29 SALE 15 SHS @ 65.1473
 MISC.02
 DRILL-EQUIP INC

BNY CONVERGEX
 05/05 SALE 37 SHS @ 38.1527
 MISC.02
 BJS WHSL CLUB INC

BNY CONVERGEX
 05/05 SALE 33 SHS @ 29.9809
 MISC.02
 COMSCOPE INC

BNY CONVERGEX
 05/05 SALE 144 SHS @ 18.1111
 MISC.04
 PARAMETRIC TECHNOLOGY CORP

BNY CONVERGEX
 05/10 SALE 11 SHS @ 70.9901
 MISC.01
 CUMMINS INC

BNY CONVERGEX
 05/10 SALE 15 SHS @ 83.612
 MISC.02
 WHITING PETROLEUM CORP

BNY CONVERGEX
 05/11 SALE 35 SHS @ 53.7501
 MISC.03
 CONCHO RESOURCES INC

BNY CONVERGEX
 05/11 SALE 18 SHS @ 109.3111
 MISC.03
 ESSEX PPTY TR INC
 REIT

DATE	DESCRIPTION	TRAN CODE	TAX	INDV	HISTORY	INCOME	PRINCIPAL	INVEST/UNITS
05-04-10	BNY CONVERGEX 04/29 SALE 43 SHS @ 64.3378 MISC.05 CLIFFS NATURAL RESOURCES INC	085	830	9333	40824-00002 05-04-10		2,766.48	1,630.99- 43.000-
05-04-10	BNY CONVERGEX 04/29 SALE 15 SHS @ 65.1473 MISC.02 DRILL-EQUIP INC	085	830	9333	40824-00003 05-04-10		977.19	877.65- 15.000-
05-10-10	BNY CONVERGEX 05/05 SALE 37 SHS @ 38.1527 MISC.02 BJS WHSL CLUB INC	085	830	9333	40830-00001 05-10-10		1,411.63	1,330.68- 37.000-
05-10-10	BNY CONVERGEX 05/05 SALE 33 SHS @ 29.9809 MISC.02 COMSCOPE INC	085	830	9333	40830-00002 05-10-10		989.35	1,121.33- 33.000-
05-10-10	BNY CONVERGEX 05/05 SALE 144 SHS @ 18.1111 MISC.04 PARAMETRIC TECHNOLOGY CORP	085	830	9333	40830-00005 05-10-10		2,607.95	1,770.69- 144.000-
05-13-10	BNY CONVERGEX 05/10 SALE 11 SHS @ 70.9901 MISC.01 CUMMINS INC	085	830	9333	40833-00001 05-13-10		780.88	401.19- 11.000-
05-13-10	BNY CONVERGEX 05/10 SALE 15 SHS @ 83.612 MISC.02 WHITING PETROLEUM CORP	085	830	9333	40833-00003 05-13-10		1,254.16	623.76- 15.000-
05-14-10	BNY CONVERGEX 05/11 SALE 35 SHS @ 53.7501 MISC.03 CONCHO RESOURCES INC	085	830	9333	40834-00002 05-14-10		1,881.22	1,330.84- 35.000-
05-14-10	BNY CONVERGEX 05/11 SALE 18 SHS @ 109.3111 MISC.03 ESSEX PPTY TR INC REIT	085	830	9333	40834-00003 05-14-10		1,967.57	1,491.24- 18.000-

DATE	DESCRIPTION	TRANSACTION- DATE	DESCRIPTION	-CODES- TRAN TAX INDV	HISTORY	INCOME	PRINCIPAL	INVEST/UNITS
05-17-10	BNY CONVERGEX 05/12 SALE 70 SHS @ 14.7319 MISC .02 FIFTH THIRD BANCORP	085 830	9333 40837-00003 05-17-10		1,031.22	846.44- 70.000-		
05-18-10	BNY CONVERGEX 05/13 SALE 45 SHS @ 22.1027 MISC .02 DISH NETWORK CORP CL A	085 830	9333 40838-00002 05-18-10		994.60	843.01- 45.000-		
05-20-10	BNY CONVERGEX 05/17 SALE 70 SHS @ 15.25 MISC .02 CBS CORP CLASS B WI	085 830	9333 40840-00001 05-20-10		1,067.48	929.19- 70.000-		
05-24-10	BNY CONVERGEX 05/19 SALE 12 SHS @ 77.9656 MISC .02 WHITING PETROLEUM CORP	085 830	9333 40844-00002 05-24-10		935.57	499.01- 12.000-		
05-25-10	BNY CONVERGEX 05/20 SALE 127 SHS @ 13.4597 MISC .03 HOSI HOTELS & RESORTS INC REIT	085 830	9333 40845-00001 05-25-10		1,709.35	1,383.92- 127.000-		
05-27-10	BNY CONVERGEX 05/24 SALE 30 SHS @ 45.8469 MISC .02 FLUOR CORP	085 830	9333 40847-00001 05-27-10		1,375.38	1,518.22- 30.000-		
05-28-10	BNY CONVERGEX 05/25 SALE 20 SHS @ 93.0776 MISC .03 AVALONBAY COMMUNITIES INC REIT	085 830	9333 40848-00001 05-28-10		1,861.52	1,674.62- 20.000-		
06-02-10	BNY CONVERGEX 05/27 SALE 25 SHS @ 35.2354 MISC .01 ABERCROMBIE & FITCH CO CL A	085 830	9333 40853-00001 06-02-10		880.87	1,188.22- 25.000-		
06-03-10	BNY CONVERGEX 05/28 SALE 25 SHS @ 48.044 MISC .02 OCEANEERING INTERNATIONAL INC	085 830	9333 40854-00002 06-03-10		1,201.08	1,573.77- 25.000-		

DATE	-TRANSACTION- DESCRIPTION	-CODES- TRAN TAX INDV	HISTORY	INCOME	PRINCIPAL	INVEST/UNITS
06-07-10	BNY CONVERGEX 06/02 SALE 38 SHS @ 42.5287 MISC .03 DRILL-QUIP INC	085 830 9333	40858-00001 06-07-10		1,616.06	2,223.38- 38,000-
06-08-10	BNY CONVERGEX 06/03 SALE 43 SHS @ 41.6159 MISC .03 MOLSON COORS BREWING COMPANY	085 830 9333	40859-00003 06-08-10		1,789.45	1,907.61- 43,000-
06-14-10	BNY CONVERGEX 06/09 SALE 16 SHS @ 60.556 MISC .02 DIGITAL RLTY TR INC	085 830 9333	40865-00001 06-14-10		968.88	792.31- 16,000-
06-17-10	BNY CONVERGEX 06/14 SALE 61 SHS @ 26.1228 MISC .03 COMSCOPE INC	085 830 9333	40868-00001 06-17-10		1,593.46	2,072.75- 61,000-
06-23-10	BNY CONVERGEX 06/18 SALE 20 SHS @ 74.8793 MISC .03 CUMMINS INC	085 830 9333	40874-00001 06-23-10		1,497.56	729.44- 20,000-
06-23-10	BNY CONVERGEX 06/18 SALE 17 SHS @ 62.8537 MISC .02 FMC CORPORATION NEW	085 830 9333	40876-00002 06-23-10		1,068.49	897.74- 17,000-
06-29-10	BNY CONVERGEX 06/24 SALE 26 SHS @ 42.7039 MISC .02 UNITED STS STL CORP NEW	085 830 9333	40880-00002 06-29-10		1,110.28	1,585.48- 26,000-
06-30-10	BNY CONVERGEX 06/25 SALE 14 SHS @ 43.0518 MISC .01 RANGE RES CORP	085 830 9333	40881-00007 06-30-10		602.71	622.44- 14,000-
07-06-10	BNY CONVERGEX 06/30 SALE 45 SHS @ 28.0849 MISC .02 PACTIV CORPORATION	085 830 9333	40887-00002 07-06-10		1,263.80	1,163.19- 45,000-
07-06-10	BNY CONVERGEX 06/30 SALE 24 SHS @ 44.1139 MISC .02 VULCAN MATERIALS CO	085 830 9333	40887-00004 07-06-10		1,058.72	1,088.71- 24,000-

DATE	DESCRIPTION	-TRANSACTION- DESCRIPTION	-CODES- TRAN TAX INDV	HISTORY	INCOME	PRINCIPAL	INVEST/UNITS
07-07-10	BNY CONVERGEX 07/01 SALE 30 SHS @ 40.4228 MISC .02 CAMDEN PROPERTY REIT	085 830	9333	40888-00002 07-07-10	1,212.66	1,501.60- 30,000-	
07-08-10	BNY CONVERGEX 07/02 SALE 87 SHS @ 21.3638 MISC .03 PENNEY J C CO INC	085 830	9333	40889-00001 07-08-10	1,858.62	2,570.12- 87,000-	
07-09-10	BNY CONVERGEX 07/06 SALE 42 SHS @ 15.2299 MISC .01 QUESTAR CORP	085 830	9333	40890-00002 07-09-10	639.64	612.98- 42,000-	
07-13-10	BNY CONVERGEX 07/08 SALE 22 SHS @ 77.788 MISC .03 WHITING PETROLEUM CORP	085 830	9333	40894-00002 07-13-10	1,711.31	914.86- 22,000-	
07-15-10	BNY CONVERGEX 07/12 SALE 23 SHS @ 23.6061 MISC .01 HARLEY DAVIDSON INC	085 830	9333	40896-00004 07-15-10	542.93	644.72- 23,000-	
07-20-10	BNY CONVERGEX 07/15 SALE 38 SHS @ 53.70 MISC .05 NBTY INC	085 830	9333	40901-00001 07-20-10	2,040.57	1,525.34- 38,000-	
07-23-10	BNY CONVERGEX 07/20 SALE 53 SHS @ 23.4316 MISC .02 PENN NATL GAMING INC	085 830	9333	40904-00001 07-23-10	1,241.85	1,459.09- 53,000-	
07-26-10	CASH IN LIEU OF .444 FRACTIONAL SHARES/PAR AT 11.5400 PER SHARE/BOND FIRST HORIZON NATL CORP	085 833	9999	40907-00001 07-26-10	5.12	5.35- .444-	
07-28-10	BNY CONVERGEX 07/23 SALE 159 SHS @ 4.70 MISC .01 SPRINT NEXTEL CORP	085 830	9333	40909-00002 07-28-10	747.29	682.90- 159,000-	
08-17-10	BNY CONVERGEX 08/12 SALE 59 SHS @ 25.7412 MISC .03 HARLEY DAVIDSON INC	085 830	9333	40929-00002 08-17-10	1,518.71	1,653.83- 59,000-	

- T R A N S A C T I O N A N A L Y S I S / S U M M A R Y -
 ACCOUNT 5754008 J E LIPSCOMB JR TUM CHAR MCVA
 - C A S H -

BANK 21
REGION 80
OFFICE 660

- T R A N S A C T I O N A N A L Y S I S / S U M M A R Y -
09/01/09 THROUGH 08/31/10
ACCOUNT 5754008 J E LIPSCOMB JR TUM CHAR MCVA

DATE 10/08/10
TIME 09:43
PAGE 0026

DATE	-TRANSACTION- DESCRIPTION	-CODES- TRAN TAX INDV	HISTORY	INCOME	PRINCIPAL	INVEST/UNITS
08-17-10	BNY CONVERGEX 08/12 SALE 84 SHS @ 24.2873 MISC .03 IAC / INTERACTIVECORP-W/I	085 830	9333 40929-00003 08-17-10		2,040.10	1,469.68- 84.000-
08-23-10	BNY CONVERGEX 08/18 SALE 23 SHS @ 62.1223 MISC .02 FMC CORPORATION NEW	085 830	9333 40935-00001 08-23-10		1,428.79	1,214.58- 23.000-
08-23-10	BNY CONVERGEX 08/18 SALE 42 SHS @ 23.5227 MISC .02 MARSH & MCLENNAN COMPANIES INC	085 830	9333 40935-00002 08-23-10		987.94	981.05- 42.000-
08-23-10	BNY CONVERGEX 08/18 SALE 32 SHS @ 42.187	085 830	9333 40935-00005 08-23-10		1,349.96	1,035.39- 32.000-
08-24-10	BNY CONVERGEX 08/19 SALE 43 SHS @ 47.26 MISC .03 MCAFEÉ INC	085 830	9333 40936-00002 08-24-10		2,032.15	1,358.80- 43.000-
08-25-10	BNY CONVERGEX 08/20 SALE 97 SHS @ 19.7937 MISC .03 SAFEWAY INC NEW	085 830	9333 40937-00001 08-25-10		1,919.96	2,398.98- 97.000-
08-26-10	BNY CONVERGEX 08/23 SALE 111 SHS @ 6.2662 MISC .01 MARSHALL & ILSLEY CORP	085 830	9333 40938-00001 08-26-10		695.54	708.45- 111.000-

BANK 21
REGION 80
OFFICE 672

- T R A N S A C T I O N A N A L Y S I S / S U M M A R Y -
09/01/09 THROUGH 08/31/10
ACCOUNT 5754008 J E LIPSCOMB JR T U W C H A R S C G R

DATE
-TRANSACTION-
DESCRIPTION

INCOME
- C A S H -
PRINCIPAL
INVEST/UNITS

TOTALS FOR TAX CODE 081 LONG TERM CAPITAL GAIN DISTRIBUTION .01
TOTALS FOR TAX CODE 830 SALES 87,169.49 78,533.80-P
TOTALS FOR TAX CODE 833 SALE OF RIGHTS/FRACTIONAL SHARE OF STOCK 118.31 78.78-P

87,287.81 78,612.58 -



8675.23

- T R A N S A C T I O N A N A L Y S I S / S U M M A R Y -
09/01/09 THROUGH 08/31/10
ACCOUNT 5754008 J E L I P S C O M B J R T U W C H A R S C G R

BANK 21
REGION 50
OFFICE 672

DATE	TRANSACTION-DESCRIPTION	TRAN TAX	INDV	HISTORY	INCOME	PRINCIPAL	INVEST/UNITS
09-01-09	BNY CONVERGEX 08/27 SALE 15 SHS @ 30.83 MISC .02 HERBALIFE LTD	085 830	9333	40574-00001 09-01-09	462.43	310.50- 15.000-	
09-01-09	BNY CONVERGEX 08/27 SALE 15 SHS @ 21.00 MISC .01 GENCO SHIPPING & TRADING LTD ISIN MYH2685T1073 SEDOL B0DPJ52	085 830	9333	40574-00002 09-01-09	314.99	356.09- 15.000-	
09-01-09	BNY CONVERGEX 08/27 SALE 5 SHS @ 44.97 MISC .01 AMEDISYS INC	085 830	9333	40574-00004 09-01-09	224.84	225.25- 5.000-	
09-01-09	BNY CONVERGEX 08/27 SALE 50 SHS @ 15.26 MISC .02 AMERICAN MEDICAL SYS HLDGS	085 830	9333	40574-00005 09-01-09	762.98	720.42- 50.000-	
09-01-09	BNY CONVERGEX 08/27 SALE 25 SHS @ 36.33 MISC .03 ANSYS INC	085 830	9333	40574-00006 09-01-09	908.22	590.62- 25.000-	
09-01-09	BNY CONVERGEX 08/27 SALE 35 SHS @ 40.77 MISC .04 BALLY TECHNOLOGIES INC	085 830	9333	40574-00007 09-01-09	1,426.91	903.56- 35.000-	
09-01-09	BNY CONVERGEX 08/27 SALE 5 SHS @ 85.87 MISC .02 BIO RAD LABORATORIES INC CLASS A	085 830	9333	40574-00008 09-01-09	429.33	448.72- 5.000-	
09-01-09	BNY CONVERGEX 08/27 SALE 25 SHS @ 15.99 MISC .02 BIOMARIN PHARMACEUTICAL INC	085 830	9333	40574-00009 09-01-09	399.73	437.76- 25.000-	
09-01-09	BNY CONVERGEX 08/27 SALE 35 SHS @ 17.33 MISC .02 BJ'S RESTAURANTS, INC	085 830	9333	40574-00010 09-01-09	606.53	390.24- 35.000-	

- C A S H -

BANK 21
REGION 80
OFFICE 672

- T R A N S A C T I O N A M A L Y S I S / S U M M A R Y -
09/01/09 THROUGH 08/31/10
ACCOUNT 5754008 J E LIPSCOMB JR TUM CHAR SCGR

DATE 10/08/10
TIME 09:43
PAGE 0002

DATE	DESCRIPTION	-TRANSACTION-	-CODES-	HISTORY	INCOME	PRINCIPAL	INVEST/UNITS
09-01-09	BNY CONVERGEX 08/27 SALE 35 SHS @ 7.50 MISC .01 BROADPOINT GLEACHER SECURITI		085 830	9333 40574-00011 09-01-09		262.49	215.57- 35.000-
09-01-09	BNY CONVERGEX 08/27 SALE 30 SHS @ 28.17 MISC .03 CASH AMERICA INTERNATIONAL INC		085 830	9333 40574-00012 09-01-09		845.07	728.31- 30.000-
09-01-09	BNY CONVERGEX 08/27 SALE 20 SHS @ 17.86 MISC .01 CENTENE CORP		085 830	9333 40574-00013 09-01-09		357.19	487.30- 20.000-
09-01-09	BNY CONVERGEX 08/27 SALE 35 SHS @ 23.07 MISC .03 COHERENT INC		085 830	9333 40574-00014 09-01-09		807.42	1,099.22- 35.000-
09-01-09	BNY CONVERGEX 08/27 SALE 25 SHS @ 34.07 MISC .03 COINSTAR INC		085 830	9333 40574-00015 09-01-09		851.72	794.51- 25.000-
09-01-09	BNY CONVERGEX 08/27 SALE 55 SHS @ 15.14 MISC .03 COMPELLENT TECHNOLOGIES INC		085 830	9333 40574-00016 09-01-09		832.67	679.35- 55.000-
09-01-09	BNY CONVERGEX 08/27 SALE 15 SHS @ 20.98 MISC .01 CUBIST PHARMACEUTICALS INC		085 830	9333 40574-00017 09-01-09		314.69	253.10- 15.000-
09-01-09	BNY CONVERGEX 08/27 SALE 20 SHS @ 9.05 MISC .01 CUTERA INC		085 830	9333 40574-00018 09-01-09		180.99	460.20- 20.000-
09-01-09	BNY CONVERGEX 08/27 SALE 25 SHS @ 26.94 MISC .02 DTS INC		085 830	9333 40574-00019 09-01-09		673.48	592.85- 25.000-
09-01-09	BNY CONVERGEX 08/27 SALE 25 SHS @ 17.34 MISC .02 DUFF & PHELPS CORP CL A		085 830	9333 40574-00020 09-01-09		433.48	393.20- 25.000-

DATE	TRANSACTION-DESCRIPTION	-CODES- TRAN TAX INDV	HISTORY	INCOME	PRINCIPAL	INVEST/UNITS
09-01-09	BNY CONVERGEX 08/27 SALE 35 SHS @ 19.25 MISC .02 EMS TECHNOLOGIES INC	085 830	9333 40574-00021 09-01-09	673.73	647.67-	35.000-
09-01-09	BNY CONVERGEX 08/27 SALE 45 SHS @ 17.22 MISC .02 ECLIPSYS CORP	085 830	9333 40574-00022 09-01-09	774.88	593.06-	45.000-
09-01-09	BNY CONVERGEX 08/27 SALE 35 SHS @ 6.37 MISC .01 FIRST COMMONWEALTH FINANCIAL CRP (PA)	085 830	9333 40574-00023 09-01-09	222.94	258.62-	35.000-
09-01-09	BNY CONVERGEX 08/27 SALE 15 SHS @ 22.00 MISC .01 FORM FACTOR INC	085 830	9333 40574-00024 09-01-09	329.99	314.48-	15.000-
09-01-09	BNY CONVERGEX 08/27 SALE 55 SHS @ 17.94 MISC .02 THE GEO GROUP INC	085 830	9333 40574-00025 09-01-09	627.88	451.02-	35.000-
09-01-09	BNY CONVERGEX 08/27 SALE 40 SHS @ 22.93 MISC .03 GENESCO INC	085 830	9333 40574-00026 09-01-09	917.17	851.90-	40.000-
09-01-09	BNY CONVERGEX 08/27 SALE 20 SHS @ 29.10 MISC .02 GENOPTIX INC	085 830	9333 40574-00027 09-01-09	581.98	601.72-	20.000-
09-01-09	BNY CONVERGEX 08/27 SALE 35 SHS @ 14.47 MISC .02 GRAFTECH INTERNATIONAL LTD	085 830	9333 40574-00028 09-01-09	506.43	353.22-	35.000-
09-01-09	BNY CONVERGEX 08/27 SALE 140 SHS @ 7.8718 MISC .03 HUNTSMAN CORP	085 830	9333 40574-00029 09-01-09	1,102.02	568.38-	140.000-

BANK 21
 REGION 60
 OFFICE 672

- T R A N S A C T I O N A N A L Y S I S / S U M M A R Y -
 09/01/09 THROUGH 08/31/10
 ACCOUNT 5754008 J E LIPSCOMB JR TUM CHAR SCGR

DATE 10/08/10
 TIME 09:43
 PAGE 0004

DATE	DESCRIPTION	-TRANSACTION-	-CODES-	HISTORY	INCOME	PRINCIPAL	INVEST/UNITS
DATE	DESCRIPTION		TRAN TAX INDV				
09-01-09	BNY CONVERGEX 08/27 SALE 15 SHS @ 21.94 MISC .01 ICON PUB LTD CO SPONSORED ADR		085 830	9333 40574-00030 09-01-09		329.09	290.96- 15.000-
09-01-09	BNY CONVERGEX 08/27 SALE 20 SHS @ 18.31 MISC .01 INFORMATICA CORP		085 830	9333 40574-00031 09-01-09		366.19	280.04- 20.000-
09-01-09	BNY CONVERGEX 08/27 SALE 40 SHS @ 3.78 MISC .01 INTEGRATED SILICON SOLUTION INC		085 830	9333 40574-00032 09-01-09		151.19	317.60- 40.000-
09-01-09	BNY CONVERGEX 08/27 SALE 20 SHS @ 35.49 MISC .02 LANDSTAR SYS INC		085 830	9333 40574-00033 09-01-09		709.78	665.99- 20.000-
09-01-09	BNY CONVERGEX 08/27 SALE 25 SHS @ 26.26 MISC .02 LINCARE HOLDINGS INC		085 830	9333 40574-00034 09-01-09		656.48	617.99- 25.000-
09-01-09	BNY CONVERGEX 08/27 SALE 15 SHS @ 44.84 MISC .02 LUFKIN INDS, INC.		085 830	9333 40574-00035 09-01-09		672.58	531.15- 15.000-
09-01-09	BNY CONVERGEX 08/27 SALE 20 SHS @ 23.07 MISC .02 MEDASSETS INC		085 830	9333 40574-00036 09-01-09		461.38	317.73- 20.000-
09-01-09	BNY CONVERGEX 08/27 SALE 25 SHS @ 15.83 MISC .02 MONSTER WORLDWIDE INC		085 830	9333 40574-00037 09-01-09		395.73	474.94- 25.000-
09-01-09	BNY CONVERGEX 08/27 SALE 10 SHS @ 43.85 MISC .02 NETFLIX INC		085 830	9333 40574-00038 09-01-09		438.48	274.77- 10.000-

DATE	-TRANSACTION- DESCRIPTION	-CODES- TRAN TAX INDV	HISTORY	- C A S H - INCOME	PRINCIPAL	INVEST/UNITS
09-01-09	BNY CONVERGEX 08/27 SALE 50 SHS @ 8.87 MISC .02 NETEZZA CORP	085 830	9333 40574-00039 09-01-09	443.48	443.48	563.00- 50.000-
09-01-09	BNY CONVERGEX 08/27 SALE 15 SHS @ 33.91 MISC .02 NORTHWEST PIPE CO	085 830	9333 40574-00040 09-01-09	508.63	508.63	451.35- 15.000-
09-01-09	BNY CONVERGEX 08/27 SALE 80 SHS @ 4.66 MISC .01 NOVELL INC	085 830	9333 40574-00041 09-01-09	372.79	372.79	422.86- 80.000-
09-01-09	BNY CONVERGEX 08/27 SALE 20 SHS @ 21.06 MISC .02 OYO GEOSPACE	085 830	9333 40574-00042 09-01-09	421.18	421.18	1,362.47- 20.000-
09-01-09	BNY CONVERGEX 08/27 SALE 25 SHS @ 14.83 MISC .01 OMNITURE INC	085 830	9333 40574-00043 09-01-09	370.74	370.74	311.96- 25.000-
09-01-09	BNY CONVERGEX 08/27 SALE 75 SHS @ 8.10 MISC .02 ON SEMICONDUCTOR CORPORATION	085 830	9333 40574-00044 09-01-09	607.48	607.48	425.78- 75.000-
09-01-09	BNY CONVERGEX 08/27 SALE 10 SHS @ 31.38 MISC .01 ONYX PHARMACEUTICALS INC	085 830	9333 40574-00045 09-01-09	313.79	313.79	302.33- 10.000-
09-01-09	BNY CONVERGEX 08/27 SALE 10 SHS @ 30.72 MISC .01 PENN NATL GAMING INC	085 830	9333 40574-00046 09-01-09	307.19	307.19	291.40- 10.000-
09-01-09	BNY CONVERGEX 08/27 SALE 15 SHS @ 27.82 MISC .02 PSYCHIATRIC SOLUTIONS INC	085 830	9333 40574-00047 09-01-09	417.28	417.28	363.82- 15.000-
09-01-09	BNY CONVERGEX 08/27 SALE 15 SHS @ 54.68 MISC .03 QUALITY SYSTEMS INC	085 830	9333 40574-00048 09-01-09	820.17	820.17	511.27- 15.000-

DATE	TRANSACTION- DESCRIPTION	-CODES- TRAN TAX INDV	HISTORY	INCOME	PRINCIPAL	INVEST/UNITS
09-01-09	BNY CONVERGEX 08/27 SALE 25 SHS @ 10.90 MISC .01 RADIANT SYS INC	085 830	9333 40574-00049 09-01-09		272.49	369.77- 25.000-
09-01-09	BNY CONVERGEX 08/27 SALE 25 SHS @ 16.26 MISC .02 REDWOOD TR INC	085 830	9333 40574-00050 09-01-09		406.48	366.39- 25.000-
09-01-09	BNY CONVERGEX 08/27 SALE 10 SHS @ 46.61 MISC .02 REGAL BELOIT CORP	085 830	9333 40574-00051 09-01-09		466.08	383.75- 10.000-
09-01-09	BNY CONVERGEX 08/27 SALE 15 SHS @ 22.63 MISC .01 REGENERON PHARMACEUTICALS INC	085 830	9333 40574-00052 09-01-09		339.44	321.49- 15.000-
09-01-09	BNY CONVERGEX 08/27 SALE 20 SHS @ 25.49 MISC .02 RITCHIE BROS AUCTIONEERS INC	085 830	9333 40574-00053 09-01-09		509.78	336.74- 20.000-
09-01-09	BNY CONVERGEX 08/27 SALE 35 SHS @ 30.70 MISC .03 ROVI CORP	085 830	9333 40574-00054 09-01-09		1,074.47	582.77- 35.000-
09-01-09	BNY CONVERGEX 08/27 SALE 15 SHS @ 12.12 MISC .01 SEATTLE GENETICS INC / WA	085 830	9333 40574-00055 09-01-09		181.79	172.74- 15.000-
09-01-09	BNY CONVERGEX 08/27 SALE 50 SHS @ 7.60 MISC .01 SHUFFLE MASTER INC	085 830	9333 40574-00056 09-01-09		379.99	143.43- 50.000-
09-01-09	BNY CONVERGEX 08/27 SALE 25 SHS @ 16.40 MISC .02 SOTHEBY'S	085 830	9333 40574-00057 09-01-09		409.98	319.23- 25.000-
09-01-09	BNY CONVERGEX 08/27 SALE 20 SHS @ 10.70 MISC .01 STEAK N SHAKE COMPANY	085 830	9333 40574-00058 09-01-09		213.99	216.33- 20.000-

- C A S H -

DATE	-TRANSACTION- DESCRIPTION	-CODES- TRAN TAX INDV	HISTORY	- C A S H - INCOME	PRINCIPAL	INVEST/UNITS
09-01-09	BNY CONVERGEX 08/27 SALE 105 SHS @ 8.3018 MISC .03 TERADYNE INCORPORATED	085 830	9333 40574-00059 09-01-09	871.66	871.66	719.71- 105.000-
09-01-09	BNY CONVERGEX 08/27 SALE 25 SHS @ 33.54 MISC .03 TERRA INDUSTRIES INC	085 830	9333 40574-00060 09-01-09	838.47	838.47	486.71- 25.000-
09-01-09	BNY CONVERGEX 08/27 SALE 45 SHS @ 27.52 MISC .04 THORATEC CORP	085 830	9333 40574-00061 09-01-09	1,238.36	1,238.36	842.55- 45.000-
09-01-09	BNY CONVERGEX 08/27 SALE 80 SHS @ 9.04 MISC .02 TIBCO SOFTWARE INC	085 830	9333 40574-00062 09-01-09	723.18	723.18	615.60- 80.000-
09-01-09	BNY CONVERGEX 08/27 SALE 30 SHS @ 23.38 MISC .02 TRUE RELIGION APPAREL INC	085 830	9333 40574-00063 09-01-09	701.38	701.38	570.06- 30.000-
09-01-09	BNY CONVERGEX 08/27 SALE 10 SHS @ 40.07 MISC .02 UMB FINL CORP	085 830	9333 40574-00064 09-01-09	400.68	400.68	459.96- 10.000-
09-01-09	BNY CONVERGEX 08/27 SALE 40 SHS @ 19.79 MISC .03 UNIVERSAL ELECTRONICS	085 830	9333 40574-00065 09-01-09	791.57	791.57	1,013.57- 40.000-
09-01-09	BNY CONVERGEX 08/27 SALE 30 SHS @ 31.11 MISC .03 VARIAN SEMICONDUCTOR EQUIP W/I	085 830	9333 40574-00066 09-01-09	933.27	933.27	594.90- 30.000-
09-01-09	BNY CONVERGEX 08/27 SALE 10 SHS @ 13.55 MISC .01 VITAL IMAGES INC	085 830	9333 40574-00067 09-01-09	135.49	135.49	338.94- 10.000-
09-01-09	BNY CONVERGEX 08/27 SALE 20 SHS @ 27.40 MISC .02 WASTE CONNECTIONS INC	085 830	9333 40574-00068 09-01-09	547.98	547.98	453.33- 20.000-

BANK 21
 REGION 80
 OFFICE 672

- T R A N S A C T I O N A N A L Y S I S / S U M M A R Y -
 09/01/09 THROUGH 08/31/10
 ACCOUNT 5754008 J E LIPSCOMB JR TUM CHAR SCGR

DATE 10/08/10
 TIME 09:43
 PAGE 0008

DATE	TRANSACTION- DESCRIPTION	-TRANSACTION- DESCRIPTION	-CODES- TRAN TAX INDV	HISTORY	INCOME	PRINCIPAL	INVEST/UNITS
09-01-09	BNY CONVERGEX 08/27 SALE 10 SHS @ 49.68 MISC .02 WHITING PETROLEUM CORP		085 830	9333 40574-00069 09-01-09		496.78	477.07- 10.000-
09-09-09	BNY CONVERGEX 09/03 SALE 20 SHS @ 39.1649 MISC .02 BALLY TECHNOLOGIES INC		085 830	9333 40582-00002 09-09-09		783.28	516.32- 20.000-
09-11-09	BNY CONVERGEX 09/08 SALE 30 SHS @ 27.0189 MISC .02 PENN NATL GAMING INC		085 830	9333 40586-00001 09-11-09		810.55	874.21- 30.000-
09-14-09	BNY CONVERGEX 09/09 SALE 30 SHS @ 25.5878 MISC .02 LINCARE HOLDINGS INC		085 830	9333 40587-00001 09-14-09		767.61	741.59- 30.000-
09-18-09	BNY CONVERGEX 09/15 SALE 30 SHS @ 39.2401 MISC .03 AMEDISYS INC		085 830	9333 40591-00001 09-18-09		1,177.17	1,114.04- 30.000-
09-23-09	BNY CONVERGEX 09/18 SALE 15 SHS @ 37.8041 MISC .01 BALLY TECHNOLOGIES INC		085 830	9333 40596-00001 09-23-09		567.05	387.24- 15.000-
09-29-09	BNY CONVERGEX 09/24 SALE 95 SHS @ 4.6746 MISC .01 NOVELL INC		085 830	9333 40602-00002 09-29-09		444.08	502.14- 95.000-
10-08-09	BNY CONVERGEX 10/05 SALE 30 SHS @ 10.545 MISC .01 NETEZZA CORP		085 830	9333 40611-00001 10-08-09		316.34	337.80- 30.000-
10-13-09	BNY CONVERGEX 10/07 SALE 75 SHS @ 21.42 MISC .04 OMNITURE INC		085 830	9333 40616-00001 10-13-09		1,606.46	935.87- 75.000-
10-27-09	BNY CONVERGEX 10/22 SALE 20 SHS @ 29.4968 MISC .02 AMERICAN DAIRY INC		085 830	9333 40630-00002 10-27-09		589.92	626.74- 20.000-

- C A S H -

BANK 21
 REGION 80
 OFFICE 672

- T R A N S A C T I O N A N A L Y S I S / S U M M A R Y -
 ACCOUNT 5754008 J E L I P S C O M B J R T U M C H A R S C G R

DATE 10/08/10
 TIME 09:43
 PAGE 0009

DATE	-TRANSACTION- DESCRIPTION	-CODES- TRAN TAX INDV	HISTORY	INCOME	PRINCIPAL	INVEST/UNITS
11-06-09	BNY CONVERGEX 11/03 SALE 40 SHS @ 19.5663 MISC .02 COMPELLENT TECHNOLOGIES INC	085 830	9333 40640-00001 11-06-09		782.63	494.07- 40.000-
11-09-09	BNY CONVERGEX 11/04 SALE 85 SHS @ 21.071 MISC .05 TRUE RELIGION APPAREL INC	085 830	9333 40643-00001 11-09-09		1,790.99	1,331.82- 85.000-
11-10-09	BNY CONVERGEX 11/05 SALE 95 SHS @ 13.2175 MISC .03 EMS TECHNOLOGIES INC	085 830	9333 40644-00001 11-10-09		1,255.63	1,757.95- 95.000-
11-20-09	BNY CONVERGEX 11/17 SALE 109 SHS @ 4.4501 MISC .01 INTEGRATED SILICON SOLUTION INC	085 830	9333 40654-00001 11-20-09		485.05	865.46- 109.000-
12-14-09	BNY CONVERGEX 12/09 SALE 105 SHS @ 9.6941 MISC .03 TERADYNE INCORPORATED	085 830	9333 40678-00001 12-14-09		1,017.85	719.71- 105.000-
12-22-09	BNY CONVERGEX 12/17 SALE 25 SHS @ 53.9721 MISC .03 NETFLIX INC	085 830	9333 40686-00001 12-22-09		1,349.27	686.91- 25.000-
12-31-09	CASH IN LIEU OF .250 FRACTIONAL SHARES/PAR AT 333.6300 PER SHARE/BOND STEAK N SHAKE COMPANY	085 833	9999 40695-00003 12-31-09		83.41	54.08- .250-
01-07-10	BNY CONVERGEX 01/04 SALE 20 SHS @ 29.8362 MISC .02 COHERENT INC	085 830	9333 40707-00001 01-07-10		596.71	628.12- 20.000-
01-12-10	BNY CONVERGEX 01/07 SALE 2 SHS @ 292.1865 MISC .02 STEAK N SHAKE COMPANY	085 830	9333 40712-00001 01-12-10		584.36	432.66- 2.000-
01-19-10	BNY CONVERGEX 01/13 SALE 15 SHS @ 42.9207 MISC .01 HERBALIFE LTD	085 830	9333 40719-00001 01-19-10		643.80	310.50- 15.000-

DATE	DESCRIPTION	-TRANSACTION-	-CODES-	HISTORY	INCOME	PRINCIPAL	INVEST/UNITS
DATE	DESCRIPTION		TRAN TAX INDV				
01-19-10	BNY CONVERGEX 01/13 SALE 15 SHS @ 20.4973 SURMODICS INC		085 830	9333 40719-00002 01-19-10	307.46		455.94- 15.000-
02-03-10	BNY CONVERGEX 01/29 SALE 45 SHS @ 20.2134 MISC .01 GENCO SHIPPING & TRADING LTD ISIN MYH2685T1073 SEDOL B0DPJ52		085 830	9333 40734-00001 02-03-10	909.59		1,068.28- 45.000-
02-03-10	BNY CONVERGEX 01/29 SALE 115 SHS @ 4.60 MISC .01 NOVELL INC		085 830	9333 40736-00003 02-03-10	528.99		607.86- 115.000-
02-17-10	BNY CONVERGEX 02/11 SALE 130 SHS @ 11.5788 MISC .02 HUNTSMAN CORP		085 830	9333 40748-00001 02-17-10	1,505.22		527.78- 130.000-
02-26-10	BNY CONVERGEX 02/23 SALE 65 SHS @ 41.01 MISC .03 TERRA INDUSTRIES INC		085 830	9333 40757-00002 02-26-10	2,665.62		1,265.46- 65.000-
02-26-10	LONG TERM CAPITAL GAINS DISTRIBUTION PAYABLE 12/31/09 AT .0000 PER SHARE BLACKROCK LIQUIDITY FUNDS TEMPFUND ADMINISTRATION SHARES #H1		081 081 00-0000	40757-00004 02-26-10	.01		
03-16-10	BNY CONVERGEX 03/11 SALE 40 SHS @ 15.8782 MISC .01 AL23 SYSTEMS INC		085 830	9333 40775-00002 03-16-10	635.12		846.44- 40.000-
03-16-10	BNY CONVERGEX 03/11 SALE 15 SHS @ 32.7183 MISC .01 COHERENT INC		085 830	9333 40775-00003 03-16-10	490.77		471.09- 15.000-
03-31-10	BNY CONVERGEX 03/26 SALE 25 SHS @ 34.0473 MISC .01 THORATEC CORP		085 830	9333 40790-00003 03-31-10	851.17		468.08- 25.000-

BANK 21
REGION 80
OFFICE 672

DATE 10/08/10
TIME 09:43
PAGE 0011

- T R A N S A C T I O N A N A L Y S I S / S U M M A R Y -
09/01/09 THROUGH 08/31/10
ACCOUNT 5754008 J E LIPSCOMB JR TUM CHAR SCSR

DATE	-TRANSACTION- DESCRIPTION	-CODES- TRAN TAX INDV	HISTORY	INCOME	PRINCIPAL	INVEST/UNITS
04-08-10	BNY CONVERGEX 04/05 SALE 15 SHS @ 44.9791 MISC .01 OYO GEOSPACE	085 830 9333	40798-00001 04-08-10	674.68	674.68	1,021.85- 15.000-
04-08-10	BNY CONVERGEX 04/05 SALE 25 SHS @ 29.9783 MISC .01 PSYCHIATRIC SOLUTIONS INC	085 830 9333	40798-00002 04-08-10	749.44	749.44	584.87- 25.000-
04-15-10	BNY CONVERGEX 04/12 SALE 100 SHS @ 12.3097 MISC .02 COMPELLENT TECHNOLOGIES INC	085 830 9333	40805-00001 04-15-10	1,230.95	1,230.95	1,235.18- 100.000-
04-15-10	BNY CONVERGEX 04/12 SALE 90 SHS @ 12.536 MISC .02 MASTEC INC	085 830 9333	40805-00002 04-15-10	1,128.22	1,128.22	1,083.14- 90.000-
04-27-10	BNY CONVERGEX 04/22 SALE 65 SHS @ 12.8636 MISC .01 TERADYNE INCORPORATED	085 830 9333	40817-00003 04-27-10	836.12	836.12	445.54- 65.000-
05-05-10	BNY CONVERGEX 04/30 SALE 30 SHS @ 45.061 MISC .02 COINSTAR INC	085 830 9333	40825-00001 05-05-10	1,351.81	1,351.81	953.42- 30.000-
05-11-10	BNY CONVERGEX 05/06 SALE 15 SHS @ 95.3068 MISC .02 BIO RAD LABORATORIES INC CLASS A	085 830 9333	40831-00001 05-11-10	1,429.58	1,429.58	1,346.17- 15.000-
05-12-10	CASH IN LIEU OF .500 FRACTIONAL SHARES/PAR AT 37.3500 PER SHARE/BOND MADDEEN STEVEN LTD	085 833 9999	40832-00001 05-12-10	18.68	18.68	16.46- .500-
05-13-10	BNY CONVERGEX 05/10 SALE 40 SHS @ 30.4296 MISC .02 PSYCHIATRIC SOLUTIONS INC	085 830 9333	40833-00001 05-13-10	1,217.16	1,217.16	935.80- 40.000-
05-14-10	BNY CONVERGEX 05/11 SALE 35 SHS @ 36.1441 MISC .02 CASH AMERICA INTERNATIONAL INC	085 830 9333	40834-00001 05-14-10	1,265.02	1,265.02	917.66- 35.000-

DATE	-TRANSACTION- DESCRIPTION	-CODES- TRAN TAX INDV	HISTORY	INCOME	PRINCIPAL	INVEST/UNITS
05-27-10	BNY CONVERGEX 05/24 SALE 25 SHS @ 19.0633 MISC .01 UNIVERSAL ELECTRONICS	085 830 9333	40847-00001 05-27-10	476.57	633.48- 25.000-	
06-09-10	BNY CONVERGEX 06/04 SALE 40 SHS @ 21.0836 MISC .01 CUBIST PHARMACEUTICALS INC	085 830 9333	40860-00001 06-09-10	843.33	674.92- 40.000-	
06-18-10	BNY CONVERGEX 06/15 SALE 125 SHS @ 10.9803 MISC .02 FORM FACTOR INC	085 830 9333	40869-00001 06-18-10	1,372.51	2,374.45- 125.000-	
06-21-10	BNY CONVERGEX 06/16 SALE 50 SHS @ 18.4345 MISC .02 GENOPTIX INC	085 830 9333	40872-00002 06-21-10	921.71	1,504.30- 50.000-	
06-21-10	BNY CONVERGEX 06/16 SALE 50 SHS @ 10.5611 MISC .01 VIVUS INC	085 830 9333	40872-00003 06-21-10	528.05	580.15- 50.000-	
06-23-10	CASH IN LIEU OF .500 FRACTIONAL SHARES/PAR AT 32.4300 PER SHARE/BOND LINCARE HOLDINGS INC	085 833 9999	40874-00001 06-23-10	16.22	8.24- .500-	
07-01-10	BNY CONVERGEX 06/28 SALE 20 SHS @ 83.4141 MISC .03 WHITTING PETROLEUM CORP	085 830 9333	40882-00002 07-01-10	1,668.25	954.14- 20.000-	
07-13-10	BNY CONVERGEX 07/08 SALE 15 SHS @ 41.3202 MISC .01 UNIT CORP	085 830 9333	40894-00001 07-13-10	619.79	742.61- 15.000-	
07-16-10	BNY CONVERGEX 07/13 SALE 30 SHS @ 27.0064 MISC .01 AMEDISYS INC	085 830 9333	40897-00001 07-16-10	810.18	1,114.04- 30.000-	
07-19-10	BNY CONVERGEX 07/14 SALE 45 SHS @ 18.5732 MISC .01 RITCHIE BROS AUCTIONEERS INC	085 830 9333	40900-00003 07-19-10	835.78	882.19- 45.000-	

- C A S H -

BANK 21
 REGION 80
 OFFICE 672

- TRANSACTION-
 DATE DESCRIPTION

07-19-10 BNY CONVERGEX
 07/14 SALE 45 SHS @ 18.8398
 MISC .01
 RITCHIE BROS AUCTIONEERS INC

07-22-10 BNY CONVERGEX
 07/19 SALE 165 SHS @ 2.3165
 MISC .01
 GLEACHER & CO INC

07-22-10 BNY CONVERGEX
 07/19 SALE 65 SHS @ 53.45
 MISC .06
 NBTY INC

07-29-10 BNY CONVERGEX
 07/26 SALE 60 SHS @ 7.6713
 MISC .01
 CUTERA INC

07-29-10 BNY CONVERGEX
 07/26 SALE 85 SHS @ 5.1109
 MISC .01
 FIRST COMMONWEALTH FINANCIAL CRP
 (PA)

08-04-10 BNY CONVERGEX
 07/30 SALE 35 SHS @ 44.3138
 MISC .03
 COINSTAR INC

08-06-10 BNY CONVERGEX
 08/03 SALE 15 SHS @ 26.5124
 MISC .01
 ONYX PHARMACEUTICALS INC

08-10-10 BNY CONVERGEX
 08/05 SALE 25 SHS @ 26.8407
 MISC .01
 ONYX PHARMACEUTICALS INC

DATE 10/08/10
 TIME 09:43
 PAGE 0013

ACCOUNT 5754008 J E LIPSCOMB JR TUM CHAR

TRAN TAX INDV	HISTORY	INCOME	PRINCIPAL	INVEST/UNITS
085 830	9333 40900-00004 07-19-10		847.78	882.18- 45.000-
085 830	9333 40903-00002 07-22-10		382.22	876.84- 165.000-
085 830	9333 40903-00003 07-22-10		3,474.19	2,307.64- 65.000-
085 830	9333 40910-00001 07-29-10		460.27	1,380.60- 60.000-
085 830	9333 40910-00002 07-29-10		434.42	628.06- 85.000-
085 830	9333 40916-00001 08-04-10		1,550.96	1,112.32- 35.000-
085 830	9333 40918-00001 08-06-10		397.68	449.59- 15.000-
085 830	9333 40922-00001 08-10-10		671.01	749.31- 25.000-

SCGR

- C A S H -

BANK 21
 REGION 80
 OFFICE 690

- TRANSACTION-
 DESCRIPTION

DATE

DATE 10/08/10
 TIME 09:43
 PAGE 0010

- T R A N S A C T I O N A N A L Y S I S / S U M M A R Y -
 ACCOUNT 5754008 J E L I P S C O M B J R T U W C H A R SCVA
 - C O D E S -
 TRAN TAX INDV HISTORY INCOME PRINCIPAL INVEST/UNITS

TOTALS FOR TAX CODE 081	LONG TERM CAPITAL GAIN DISTRIBUTION	.02		
TOTALS FOR TAX CODE 830	SALES	33,631.12	38,388.15-P	
TOTALS FOR TAX CODE 833	SALE OF RIGHTS/FRACTIONAL SHARE OF STOCK	18.14	12.64-P	

33,649.28
18.14
38,400.79 -

(4751.51)

BANK 21
 REGION 80
 OFFICE 690

- T R A N S A C T I O N A N A L Y S I S / S U M M A R Y -
 09/01/09 THROUGH 08/31/10
 ACCOUNT 5754008 J E LIPSCOMB JR TUM CHAR SCVA

DATE 10/08/10
 TIME 09:43
 PAGE 0001

TRANSACTION- DESCRIPTION	DATE	-CODES- TRAN TAX INDV	HISTORY	INCOME	PRINCIPAL	INVEST/UNITS
09-01-09 BNY CONVERGEX 08/27 SALE 6 SHS @ 92.94 MISC .02 CORE LABORATORIES N V	09-01-09	085 830	9333 40574-00001 09-01-09	557.62	383.99- 6.000-	
09-01-09 BNY CONVERGEX 08/27 SALE 20 SHS @ 17.32 MISC .01 AAR CORP	09-01-09	085 830	9333 40574-00003 09-01-09	346.39	613.49- 20.000-	
09-01-09 BNY CONVERGEX 08/27 SALE 12 SHS @ 26.84 MISC .01 AARON'S INC.	09-01-09	085 830	9333 40574-00004 09-01-09	322.07	309.48- 12.000-	
09-01-09 BNY CONVERGEX 08/27 SALE 10 SHS @ 44.10 MISC .02 AMEDISYS INC	09-01-09	085 830	9333 40574-00005 09-01-09	440.98	370.12- 10.000-	
09-01-09 BNY CONVERGEX 08/27 SALE 14 SHS @ 24.27 MISC .01 AMERICIGROUP CORPORATION	09-01-09	085 830	9333 40574-00006 09-01-09	339.77	384.50- 14.000-	
09-01-09 BNY CONVERGEX 08/27 SALE 46 SHS @ 13.02 MISC .02 ARRIS GROUP INC	09-01-09	085 830	9333 40574-00007 09-01-09	598.90	500.34- 46.000-	
09-01-09 BNY CONVERGEX 08/27 SALE 22 SHS @ 10.54 MISC .01 ASTORIA FINL CORP	09-01-09	085 830	9333 40574-00009 09-01-09	231.87	386.50- 22.000-	
09-01-09 BNY CONVERGEX 08/27 SALE 22 SHS @ 14.69 MISC .01 BRINKER INTERNATIONAL INC	09-01-09	085 830	9333 40574-00010 09-01-09	323.17	516.12- 22.000-	
09-01-09 BNY CONVERGEX 08/27 SALE 22 SHS @ 30.31 MISC .02 BUCYRUS INTL INC	09-01-09	085 830	9333 40574-00011 09-01-09	666.80	319.74- 22.000-	
09-01-09 BNY CONVERGEX 08/27 SALE 22 SHS @ 35.41 MISC .03 CABOT OIL & GAS CORP COM	09-01-09	085 830	9333 40574-00012 09-01-09	778.99	288.96- 22.000-	

- T R A N S A C T I O N A N A L Y S I S / S U M M A R Y -
 ACCOUNT 5754008 J E LIPSCOMB JR TUM CHAR SCVA

BANK 21
 REGION 80
 OFFICE 690

DATE	-TRANSACTION- DESCRIPTION	-CODES- TRAN TAX INDV	HISTORY	INCOME	PRINCIPAL	INVEST/UNITS
09-01-09	BNY CONVERGEX 08/27 SALE 14 SHS @ 27.61 MISC .01 CASH AMERICA INTERNATIONAL INC	085 830 9333	40574-00013 09-01-09	386.53	386.53	513.59- 14.000-
09-01-09	BNY CONVERGEX 08/27 SALE 22 SHS @ 16.76 MISC .01 CHECKPOINT SYSTEMS INC	085 830 9333	40574-00014 09-01-09	368.71	368.71	379.70- 22.000-
09-01-09	BNY CONVERGEX 08/27 SALE 12 SHS @ 53.50 MISC .02 COVANCE INC	085 830 9333	40574-00015 09-01-09	641.98	641.98	452.88- 12.000-
09-01-09	BNY CONVERGEX 08/27 SALE 8 SHS @ 22.90 MISC .01 DELPHI FINL GROUP INC CL A	085 830 9333	40574-00016 09-01-09	183.19	183.19	172.73- 8.000-
09-01-09	BNY CONVERGEX 08/27 SALE 10 SHS @ 34.68 MISC .01 DIGITAL RIV INC	085 830 9333	40574-00017 09-01-09	346.79	346.79	426.69- 10.000-
09-01-09	BNY CONVERGEX 08/27 SALE 8 SHS @ 9.48 MISC .01 EAST WEST BANCORP INC	085 830 9333	40574-00018 09-01-09	75.83	75.83	106.21- 8.000-
09-01-09	BNY CONVERGEX 08/27 SALE 26 SHS @ 28.40 MISC .02 EATON VANCE CORP COM NON VTG	085 830 9333	40574-00019 09-01-09	738.38	738.38	487.76- 26.000-
09-01-09	BNY CONVERGEX 08/27 SALE 30 SHS @ 22.71 MISC .02 FLIR SYSTEM INC	085 830 9333	40574-00020 09-01-09	681.28	681.28	409.31- 30.000-
09-01-09	BNY CONVERGEX 08/27 SALE 14 SHS @ 43.10 MISC .02 GLOBAL PAYMENTS INC-W/I	085 830 9333	40574-00021 09-01-09	603.38	603.38	355.92- 14.000-

DATE	-TRANSACTION- DESCRIPTION	-CODES- TRAN TAX INDV	HISTORY	INCOME	PRINCIPAL	INVEST/UNITS
09-01-09	BNY CONVERGEX 08/27 SALE 10 SHS @ 32.35 MISC .01 GRANITE CONSTRUCTION INC	085 830	9333 40574-00022 09-01-09	323.49	530.58- 10.000-	
09-01-09	BNY CONVERGEX 08/27 SALE 6 SHS @ 31.30 MISC .01 HARSCO CORP	085 830	9333 40574-00023 09-01-09	187.79	182.54- 6.000-	
09-01-09	BNY CONVERGEX 08/27 SALE 46 SHS @ 3.66 MISC .01 HEADWATERS INC	085 830	9333 40574-00024 09-01-09	168.35	809.21- 46.000-	
09-01-09	BNY CONVERGEX 08/27 SALE 20 SHS @ 13.28 MISC .01 HEALTHWAYS INC	085 830	9333 40574-00025 09-01-09	265.59	587.65- 20.000-	
09-01-09	BNY CONVERGEX 08/27 SALE 38 SHS @ 11.37 MISC .02 HEXCEL CORP	085 830	9333 40574-00026 09-01-09	432.04	771.85- 38.000-	
09-01-09	BNY CONVERGEX 08/27 SALE 10 SHS @ 53.48 MISC .02 ITRON, INC.	085 830	9333 40574-00027 09-01-09	534.78	484.11- 10.000-	
09-01-09	BNY CONVERGEX 08/27 SALE 24 SHS @ 22.69 MISC .02 JEFFRIES GROUP INC	085 830	9333 40574-00028 09-01-09	544.54	354.72- 24.000-	
09-01-09	BNY CONVERGEX 08/27 SALE 24 SHS @ 30.46 MISC .02 LIFE TIME FITNESS INC	085 830	9333 40574-00029 09-01-09	731.02	716.01- 24.000-	
09-01-09	BNY CONVERGEX 08/27 SALE 10 SHS @ 52.39 MISC .02 MEDNAX INC	085 830	9333 40574-00030 09-01-09	523.88	568.11- 10.000-	
09-01-09	BNY CONVERGEX 08/27 SALE 12 SHS @ 22.96 MISC .01 HERITAGE HOMES CORPORATION	085 830	9333 40574-00031 09-01-09	275.51	400.08- 12.000-	

BANK 21
 REGION 80
 OFFICE 690

- TRANSACTION-
 DESCRIPTION

DATE

DATE 10/08/10
 TIME 09:43
 PAGE 0004

- T R A N S A C T I O N A N A L Y S I S / S U M M A R Y -
 ACCOUNT 5754008 J E LIPSCOMB JR TUM CHAR SCVA

DATE	DESCRIPTION	-TRANSACTION- DESCRIPTION	-CODES- TRAN TAX INDV	HISTORY	INCOME	PRINCIPAL	INVEST/UNITS
09-01-09	BNY CONVERGEX 08/27 SALE 16 SHS @ 28.99 MISC .02 MOOG INC CLASS A		085 830	9333 40574-00032 09-01-09	463.82	381.96- 16.000-	
09-01-09	BNY CONVERGEX 08/27 SALE 16 SHS @ 34.98 MISC .02 ONEOK INC NEW		085 830	9333 40574-00033 09-01-09	559.66	339.52- 16.000-	
09-01-09	BNY CONVERGEX 08/27 SALE 24 SHS @ 20.0901 MISC .02 PHARMACUTICAL PROD DEV INC		085 830	9333 40574-00034 09-01-09	482.14	395.52- 24.000-	
09-01-09	BNY CONVERGEX 08/27 SALE 18 SHS @ 37.13 MISC .02 PHILLIPS-VAN HEUSEN CORP		085 830	9333 40574-00035 09-01-09	668.32	339.12- 18.000-	
09-01-09	BNY CONVERGEX 08/27 SALE 8 SHS @ 20.57 MISC .01 PROTECTIVE LIFE CORP		085 830	9333 40574-00036 09-01-09	164.55	163.76- 8.000-	
09-01-09	BNY CONVERGEX 08/27 SALE 28 SHS @ 22.83 MISC .02 RAYMOND JAMES FINANCIAL INC		085 830	9333 40574-00037 09-01-09	639.22	523.87- 28.000-	
09-01-09	BNY CONVERGEX 08/27 SALE 12 SHS @ 43.01 MISC .02 REINSURANCE GROUP OF AMERICA		085 830	9333 40574-00038 09-01-09	516.10	365.50- 12.000-	
09-01-09	BNY CONVERGEX 08/27 SALE 14 SHS @ 25.59 MISC .01 REPUBLIC SVCS INC		085 830	9333 40574-00039 09-01-09	358.25	410.01- 14.000-	
09-01-09	BNY CONVERGEX 08/27 SALE 14 SHS @ 24.51 MISC .01 SBA COMMUNICATIONS CORP (IPO)		085 830	9333 40574-00040 09-01-09	343.13	282.46- 14.000-	

BANK 21
 REGION 80
 OFFICE 690

- T R A N S A C T I O N A N A L Y S I S / S U M M A R Y -
 09/01/09 THROUGH 08/31/10
 ACCOUNT 5754008 J E LIPSCOMB JR TUM CHAR SCVA

DATE 10/08/10
 TIME 09:43
 PAGE 0005

DATE	TRANSACTION-DESCRIPTION	-CODES- TRAN TAX INDV	HISTORY	INCOME	PRINCIPAL	INVEST/UNITS
09-01-09	BNY CONVERGEX 08/27 SALE 18 SHS @ 20.12 MISC .01 SRA INTERNATIONAL INC CL A	085 830	9333 40574-00041 09-01-09		362.15	456.95- 18.000-
09-01-09	BNY CONVERGEX 08/27 SALE 20 SHS @ 26.95 MISC .02 ST MARY LD & EXPL CO	085 830	9333 40574-00042 09-01-09		538.98	719.04- 20.000-
09-01-09	BNY CONVERGEX 08/27 SALE 12 SHS @ 40.70 MISC .02 THE SCOTTS MIRACLE-GRO COMPANY	085 830	9333 40574-00044 09-01-09		488.38	443.85- 12.000-
09-01-09	BNY CONVERGEX 08/27 SALE 10 SHS @ 37.77 MISC .01 SNAP ON INC	085 830	9333 40574-00045 09-01-09		377.69	333.30- 10.000-
09-01-09	BNY CONVERGEX 08/27 SALE 24 SHS @ 11.34 MISC .01 SONIC CORP	085 830	9333 40574-00046 09-01-09		272.15	405.40- 24.000-
09-01-09	BNY CONVERGEX 08/27 SALE 6 SHS @ 17.17 MISC .01 STATE AUTO FINANCIAL CORP	085 830	9333 40574-00047 09-01-09		103.01	203.42- 6.000-
09-01-09	BNY CONVERGEX 08/27 SALE 6 SHS @ 48.12 MISC .01 STUDENT LOAN CORP COMMON	085 830	9333 40574-00049 09-01-09		288.71	714.49- 6.000-
09-01-09	BNY CONVERGEX 08/27 SALE 12 SHS @ 19.29 MISC .01 SWIFT ENERGY CO	085 830	9333 40574-00050 09-01-09		231.47	263.41- 12.000-
09-01-09	BNY CONVERGEX 08/27 SALE 8 SHS @ 33.79 MISC .01 TELEDYNE TECHNOLOGIES INC	085 830	9333 40574-00051 09-01-09		270.31	359.47- 8.000-

DATE	-TRANSACTION- DESCRIPTION	-CODES- TRAN TAX INDV	HISTORY	INCOME	PRINCIPAL	INVEST/UNITS
09-01-09	BNY CONVERGEX 08/27 SALE 26 SHS @ 21.15 MISC .02 TIMKEN CO	085 830	9333 40574-00052 09-01-09	549.88	746.47- 26.000-	
09-01-09	BNY CONVERGEX 08/27 SALE 18 SHS @ 37.96 MISC .02 TORO CO	085 830	9333 40574-00053 09-01-09	683.26	699.84- 18.000-	
09-01-09	BNY CONVERGEX 08/27 SALE 8 SHS @ 19.31 MISC .01 TRUSTMARK CORP	085 830	9333 40574-00054 09-01-09	154.47	132.55- 8.000-	
09-01-09	BNY CONVERGEX 08/27 SALE 14 SHS @ 43.86 MISC .02 URS CORP NEW	085 830	9333 40574-00055 09-01-09	614.02	569.78- 14.000-	
09-01-09	BNY CONVERGEX 08/27 SALE 20 SHS @ 19.72 MISC .02 UNITED BANKSHARES INC W VIRGINIA	085 830	9333 40574-00056 09-01-09	394.38	649.62- 20.000-	
09-01-09	BNY CONVERGEX 08/27 SALE 14 SHS @ 20.53 MISC .01 UNITED FIRE & CASUALTY CO	085 830	9333 40574-00057 09-01-09	287.41	440.98- 14.000-	
09-01-09	BNY CONVERGEX 08/27 SALE 16 SHS @ 26.62 MISC .02 VALSPAR CORP	085 830	9333 40574-00058 09-01-09	425.90	396.60- 16.000-	
09-01-09	BNY CONVERGEX 08/27 SALE 16 SHS @ 33.71 MISC .02 WGL HLDGS INC	085 830	9333 40574-00059 09-01-09	539.34	454.98- 16.000-	
09-01-09	BNY CONVERGEX 08/27 SALE 6 SHS @ 52.90 MISC .01 WATSCO INC	085 830	9333 40574-00060 09-01-09	317.39	163.20- 6.000-	
10-05-09	BNY CONVERGEX 09/30 SALE 119 SHS @ 3.8733 MISC .01 HEADWATERS INC	085 830	9333 40608-00001 10-05-09	460.91	2,093.39- 119.000-	

BANK 21
 REGION 80
 OFFICE 690

- T R A N S A C T I O N A N A L Y S I S / S U M M A R Y -
 ACCOUNT 5754008 J E LIPSCOMB JR TUM CHAR SCVA

DATE 10/08/10
 TIME 09:43
 PAGE 0007

DATE	-TRANSACTION- DESCRIPTION	-CODES- TRAN TAX INDV	HISTORY	INCOME	PRINCIPAL	INVEST/UNITS
10-08-09	BNY CONVERGEX 12/10 SALE 122 SHS @ 8.9823 MISC 03 EAST WEST BANCORP INC	085 830 9333	40611-00001 10-08-09	1,095.81		1,619.76- 122.000-
12-15-09	BNY CONVERGEX 12/10 SALE 69 SHS @ 29.261 MISC 05 REPUBLIC SVCS INC	085 830 9333	40679-00001 12-15-09	2,018.96		2,020.74- 69.000-
02-08-10	BNY CONVERGEX 02/03 SALE 35 SHS @ 30.2586 MISC 01 GRANITE CONSTRUCTION INC	085 830 9333	40739-00001 02-08-10	1,059.04		1,857.05- 35.000-
02-26-10	LONG TERM CAPITAL GAINS DISTRIBUTION PAYABLE 12/31/09 AT .0000 PER SHARE BLACKROCK LIQUIDITY FUNDS TEMPFUND ADMINISTRATION SHARES #HI	081 081 00-0000	40757-00002 02-26-10	.02		
04-23-10	BNY CONVERGEX 04/20 SALE 55 SHS @ 39.5667 MISC 04 ST MARY LD & EXPL CO	085 830 9333	40813-00001 04-23-10	2,176.13		1,977.35- 55.000-
04-26-10	CASH IN LIEU OF .500 FRACTIONAL SHARES/PAR AT 23.3900 PER SHARE/BOND AARON'S INC.	085 833 9999	40816-00002 04-26-10	11.70		8.60- .500-
04-28-10	BNY CONVERGEX 04/23 SALE 19 SHS @ 30.0215 MISC 01 STUDENT LOAN CORP COMMON	085 830 9333	40818-00001 04-28-10	570.40		2,262.53- 19.000-
06-03-10	BNY CONVERGEX 05/28 SALE 2 SHS @ 14.94 ASTORIA FINL CORP	085 830 9333	40854-00003 06-03-10	29.88		35.14- 2.000-
06-03-10	BNY CONVERGEX 05/28 SALE 2 SHS @ 17.8202 BRINKER INTERNATIONAL INC	085 830 9333	40854-00004 06-03-10	35.64		46.92- 2.000-
06-03-10	BNY CONVERGEX 05/28 SALE 6 SHS @ 53.6813 MISC 01 BUCYRUS INTL INC	085 830 9333	40854-00005 06-03-10	322.08		87.20- 6.000-

- C A S H -

BANK 21
REGION 80
OFFICE 690

- T R A N S A C T I O N A N A L Y S I S / S U M M A R Y -
09/01/09 THROUGH 08/31/10
ACCOUNT 5754008 J E LIPSCOMB JR TUM CHAR SCVA

DATE 10/08/10
TIME 09:43
PAGE 0008

DATE	-TRANSACTION- DESCRIPTION	-CODES- TRAN TAX INDV	HISTORY	INCOME	PRINCIPAL	INVEST/UNITS
06-03-10	BNY CONVERGEX 05/28 SALE 6 SHS @ 34.8201 CABOT OIL & GAS CORP COM	085 830	9333 40854-00006 06-03-10	208.92	208.92	78.81- 6.000-
06-03-10	BNY CONVERGEX 05/28 SALE 2 SHS @ 52.91 COVANCE INC	085 830	9333 40854-00007 06-03-10	105.82	105.82	75.48- 2.000-
06-03-10	BNY CONVERGEX 05/28 SALE 2 SHS @ 26.03 MISC .01 DELPHI FINL GROUP INC CL A	085 830	9333 40854-00008 06-03-10	52.05	52.05	43.18- 2.000-
06-03-10	BNY CONVERGEX 05/28 SALE 2 SHS @ 27.6118 DIGITAL RIV INC	085 830	9333 40854-00009 06-03-10	55.22	55.22	76.11- 2.000-
06-03-10	BNY CONVERGEX 05/28 SALE 2 SHS @ 28.6016 FLIR SYSTEM INC	085 830	9333 40854-00011 06-03-10	57.20	57.20	27.29- 2.000-
06-03-10	BNY CONVERGEX 05/28 SALE 6 SHS @ 16.04 HEXCEL CORP	085 830	9333 40854-00013 06-03-10	96.24	96.24	121.87- 6.000-
06-03-10	BNY CONVERGEX 05/28 SALE 2 SHS @ 23.4301 JEFFRIES GROUP INC	085 830	9333 40854-00014 06-03-10	46.86	46.86	29.56- 2.000-
06-03-10	BNY CONVERGEX 05/28 SALE 2 SHS @ 37.1505 LIFE TIME FITNESS INC	085 830	9333 40854-00015 06-03-10	74.30	74.30	59.67- 2.000-
06-03-10	BNY CONVERGEX 05/28 SALE 16 SHS @ 9.5801 MEDICAL PROPERTIES TRUST INC	085 830	9333 40854-00016 06-03-10	153.28	153.28	115.12- 16.000-
06-03-10	BNY CONVERGEX 05/28 SALE 2 SHS @ 33.102 MOOG INC CLASS A	085 830	9333 40854-00017 06-03-10	66.20	66.20	47.74- 2.000-
06-03-10	BNY CONVERGEX 05/28 SALE 4 SHS @ 54.69 PHILLIPS-VAN HEUSEN CORP	085 830	9333 40854-00018 06-03-10	218.76	218.76	75.36- 4.000-

- T R A N S A C T I O N A N A L Y S I S / S U M M A R Y -
 09/01/09 THROUGH 08/31/10
 ACCOUNT 5754008 J E LIPSCOMB JR TUM CHAR SCVA

BANK 21
 REGION 80
 OFFICE 690

DATE	-TRANSACTION- DESCRIPTION	-CODES- TRAN TAX INDV	HISTORY	INCOME	PRINCIPAL	INVEST/UNITS
06-03-10	BNY CONVERGEX 05/28 SALE 2 SHS @ 21.61 PROTECTIVE LIFE CORP	085 830	9333 40854-00019 06-03-10	43.22	43.22	40.94- 2.000-
06-03-10	BNY CONVERGEX 05/28 SALE 4 SHS @ 28.3902 RAYMOND JAMES FINANCIAL INC	085 830	9333 40854-00020 06-03-10	113.56	113.56	74.86- 4.000-
06-03-10	BNY CONVERGEX 05/28 SALE 4 SHS @ 33.1715 SBA COMMUNICATIONS CORP (IPO)	085 830	9333 40854-00021 06-03-10	132.68	132.68	80.70- 4.000-
06-03-10	BNY CONVERGEX 05/28 SALE 2 SHS @ 21.62 SRA INTERNATIONAL INC CL A	085 830	9333 40854-00022 06-03-10	43.24	43.24	50.77- 2.000-
06-03-10	BNY CONVERGEX 05/28 SALE 2 SHS @ 44.28 SNAP ON INC	085 830	9333 40854-00023 06-03-10	88.56	88.56	66.66- 2.000-
06-03-10	BNY CONVERGEX 05/28 SALE 2 SHS @ 27.821 SWIFT ENERGY CO	085 830	9333 40854-00025 06-03-10	55.64	55.64	43.90- 2.000-
06-23-10	CASH IN LIEU OF .583 FRACTIONAL SHARES/PAR AT 11.0500 PER SHARE/BOND FURIEX PHARMACEUTICALS INC	085 833	9999 40876-00001 06-23-10	6.44	6.44	4.04- .583-
06-25-10	BNY CONVERGEX 06/22 SALE 7 SHS @ 10.50 FURIEX PHARMACEUTICALS INC	085 830	9333 40876-00002 06-25-10	73.50	73.50	48.46- 7.000-
08-30-10	BNY CONVERGEX 08/25 SALE 33 SHS @ 14.04 MISC .01 SCHOOL SPECIALTY INC	085 830	9333 40942-00002 08-30-10	463.31	463.31	1,113.65- 33.000-

REPORT. TMS-TX-23
 BANK 21 PNC BANK (21)
 REGION 80 KENTUCKY
 OFFICE 001 C & E

ACCOUNT 5754008 J E LIPSCOMB JR TUM CHAR
 FROM: 09/01/09 TO: 08/31/10

GAIN/LOSS FEDERAL REPORT INTERNAL USE ONLY
 5754008 J E LIPSCOMB JR TUM CHAR

PAGE: 73
 RUN DATE: 11/18/10

TAX CODE	OR-OFF SERIAL	SEQ. LOT#	DATES	ACQUIRED	TRADE	UNITS	PROCEEDS	TAX COST	FEDERAL G/L	STATE G/L
ASSET 983024100						64.000	3,216.15	3,365.75	149.60-	.00
TOTAL-LONG										
ASSET 983098100	XCEL ENERGY INC					18.000	358.37	345.97	12.40 S	.00
660 40574-00106	00000 08/18/09					18.000	358.37	345.97	12.40	.00
TOTAL-SHORT										
ASSET 984121103	XEROX CORP					142.000	1,046.84	1,332.23	285.39-S	.00
660 40612-00006	00000 09/21/09					142.000	1,046.84	1,332.23	285.39-	.00
TOTAL-SHORT										

TOTALS 1,401,708.77 1,344,412.84
 57,295.93

REPORT: TMS-TX-23
 BANK: 21 PNC BANK (21)
 REGION: 80 KENTUCKY
 OFFICE: 001 C & E

ACCOUNT: 5754008 J E LIPSCOMB JR TUM CHAR
 FROM: 09/01/09 TO: 08/31/10

GAIN/LOSS FEDERAL REPORT INTERNAL USE ONLY
 RUN DATE: 11/18/10
 PAGE: 1

TAX CODE	DR-OFF	SERIAL	SEQ	LOT#	DATES	ACQUIRED	TRADE	UNITS	PROCEEDS	TAX COST	FEDERAL G/L	STATE G/L
ASSET G0450A105 ARCH CAPITAL GROUP LTD												
830	660	40574-00001	00000	04/28/09	08/27/09			8.000	511.10	461.90	49.20 S	.00
830	660	40734-00001	00000	04/28/09	01/29/10			6.000	430.88	346.43	84.45 S	.00
830	660	40734-00001	00000	11/03/08	01/29/10			21.000	1,508.09	1,416.86	91.23 L	.00
								35.000	2,450.07	2,225.19	133.65	.00
											91.23	.00
TOTAL-SHORT												
TOTAL-LONG												
ASSET G1151C101 ACCENTURE PLC CLASS A												
830	640	40837-00001	00000	02/02/10	05/12/10		ISIN IE00B48NMY34 SEDOL B48NMY3	30.000	1,246.17	1,251.11	4.94-S	.00
830	640	40938-00001	00000	02/02/10	08/23/10			33.000	1,239.28	1,376.22	136.94-S	.00
								63.000	2,485.45	2,627.33	141.88-	.00
TOTAL-SHORT												
TOTAL-LONG												
ASSET G24182100 COOPER INDUSTRIES LTD												
830	660	40574-00002	00000	09/09/05	08/27/09		EXCH 09/08/09 SEE G24140108	6.000	198.41	206.82	8.41-L	.00
								6.000	198.41	206.82	8.41-	.00
TOTAL-SHORT												
TOTAL-LONG												
ASSET G3223R108 EVEREST RE GROUP LTD												
830	660	40574-00003	00000	04/02/08	08/27/09			5.000	415.69	464.64	48.95-L	.00
830	660	40574-00003	00000	09/09/05	08/27/09			4.000	332.55	376.32	43.77-L	.00
								9.000	748.24	840.96	92.72-	.00
TOTAL-SHORT												
TOTAL-LONG												
ASSET G4412G101 HERBALIFE LTD												
830	672	40574-00001	00000	02/12/09	08/27/09			15.000	462.43	310.50	151.93 S	.00
830	672	40719-00001	00000	02/12/09	01/13/10			15.000	643.80	310.50	333.30 S	.00
								30.000	1,106.23	621.00	485.23	.00
TOTAL-SHORT												
TOTAL-LONG												
ASSET G491BT108 INVESCO LTD												
830	660	40574-00004	00000	05/13/09	08/27/09		ISIN BMG491BT1088 SEDOL B28XP76	45.000	904.92	675.42	229.50 S	.00

REPORT: TMS-TX-23
 BANK 21 PNC BANK (21)
 REGION 80 KENTUCKY
 OFFICE 001 C & E

ACCOUNT

GAIN/LOSS FEDERAL REPORT INTERNAL USE ONLY
 5754008 J E LIPSCOMB JR TUM CHAR

RUN DATE: 11/18/10

PAGE: 2

TAX CODE OR-OFF SERIAL SEQ LOT# ACQUIRED TRADE
 ASSET G491BT108 DATES (CONT'D)

		GAIN / LOSS		FEDERAL		STATE	
		UNITS	PROCEEDS	TAX COST	G/L	G/L	G/L
TOTAL-SHORT		45.000	904.92	675.42	229.50		.00
ASSET G54050102 LAZARD LTD CL A							
SEDOL R081V07							
ISIN BMG540501027							
830	660 40574-00005 00000 12/01/06 08/27/09	5.000	192.34	226.94	34.60-L		.00
830	660 40602-00001 00000 12/01/06 09/24/09	16.000	613.35	726.20	112.85-L		.00
TOTAL-LONG		21.000	805.69	953.14	147.45-		.00
ASSET C5876H105 MARVELL TECHNOLOGY GROUP LTD							
830	640 40837-00002 00000 05/07/09 05/12/10	89.000	1,772.85	978.89	793.96 L		.00
TOTAL-LONG		89.000	1,772.85	978.89	793.96		.00
ASSET G7945J104 SEAGATE TECHNOLOGY							
EXCH 7/6/2010							
SEE G7945M107							
830	640 40837-00003 00000 08/31/09 05/12/10	59.000	1,118.62	819.16	299.46 S		.00
TOTAL-SHORT		59.000	1,118.62	819.16	299.46		.00
ASSET G7945M107 SEAGATE TECHNOLOGY							
830	640 40909-00001 00000 08/31/09 07/23/10	68.000	871.19	944.12	72.93-S		.00
TOTAL-SHORT		68.000	871.19	944.12	72.93-		.00
ASSET G94368100 WARNER CHILCOTT PLC CL A							
SEDOL B446CM7							
ISIN IE00B446CM77							
830	640 40837-00004 00000 02/03/10 05/12/10	36.000	902.50	943.22	40.72-S		.00
TOTAL-SHORT		36.000	902.50	943.22	40.72-		.00
ASSET G96655108 WILLIS GROUP HOLDINGS LTD							
EXCHANGED 01/04/10 SEE G96666105							
830	660 40574-00006 00000 02/12/08 08/27/09	20.000	510.18	622.22	112.04-L		.00
830	660 40653-00001 00000 02/12/08 11/16/09	10.000	280.51	311.11	30.60-L		.00
830	660 40653-00001 00000 03/31/08 11/16/09	3.000	84.15	100.74	16.59-L		.00
830	660 40692-00001 00000 03/31/08 12/22/09	12.000	317.55	402.98	85.63-L		.00

REPORT: TMS-TX-23
 BANK 21 PNC BANK (21)
 REGION 80 KENTUCKY
 OFFICE 001 C & E

GAIN/LOSS FEDERAL REPORT INTERNAL USE ONLY
 5754008 J E LIPSCOMB JR TUM CHAR
 FROM: 09/01/09 TO: 08/31/10

PAGE: 3
 RUN DATE: 11/18/10

TAX CODE	OR-OFF	SERIAL	SEQ LOT#	DATES	ACQUIRED	TRADE	UNITS	PROCEEDS	TAX COST	FEDERAL G/L	STATE G/L
830	660	40692-00001	00000	01/16/08	12/22/09		15.000	396.68	551.39	154.71-L	.00
830	660	40692-00001	00000	12/12/07	12/22/09		20.000	528.91	763.93	235.02-L	.00
				TOTAL-LONG			80.000	2,117.78	2,752.37	634.59-	.00
ASSET G98255105 XL CAPITAL LTD CLASS A											
830	660	40574-00007	00000	07/27/09	08/27/09		32.000	532.14	447.50	84.64 S	.00
				TOTAL-SHORT			32.000	532.14	447.50	84.64	.00
ASSET H27013103 WEATHERFORD INTL LTD											
830	660	40574-00008	00000	03/03/09	08/27/09		16.000	318.39	152.80	165.59 S	.00
830	660	40591-00001	00000	03/03/09	09/15/09		62.000	1,355.14	592.10	763.04 S	.00
				TOTAL-SHORT			78.000	1,673.53	744.90	928.63	.00
ASSET H5833N103 NOBLE CORPORATION											
830	640	40777-00001	00000	01/08/10	03/15/10		29.000	1,254.28	1,303.28	49.00-S	.00
830	640	40777-00001	00000	05/12/08	03/15/10		17.000	735.26	1,040.90	305.64-L	.00
830	640	40789-00001	00000	05/12/08	03/25/10		56.000	2,257.99	3,428.83	1,170.84-L	.00
830	640	40790-00001	00000	05/12/08	03/26/10		25.000	995.59	1,530.73	535.14-L	.00
				TOTAL-SHORT			127.000	5,243.12	7,303.74	49.00-	.00
				TOTAL-LONG						2,011.62-	.00
ASSET H8817H100 TRANSOCEAN LTD											
830	610	40574-00001	00000	07/10/06	08/27/09		7.000	530.23	539.22	8.99-L	.00
830	610	40720-00001	00000	07/10/06	01/14/10		1.704	157.28	131.26	26.02 L	.00
830	610	40720-00001	00000	07/18/07	01/14/10		6.296	581.50	670.18	89.08-L	.00
830	610	40720-00001	00000	02/11/08	01/14/10		1.000	92.50	127.17	34.87-L	.00
830	640	40767-00001	00000	05/17/07	03/03/10		11.609	947.49	1,030.30	82.81-L	.00
830	640	40770-00001	00000	08/30/07	03/08/10		7.391	603.23	1,754.74	151.51-L	.00
830	640	40770-00001	00000	08/30/07	03/08/10		8.000	681.72	816.93	135.21-L	.00
830	640	40770-00001	00000	12/20/07	03/08/10		14.000	1,193.02	1,876.45	683.63-L	.00

REPORT: TMS-TX-23
 BANK 21 PNC BANK (21)
 REGION 80 KENTUCKY
 OFFICE 001 C & E

ACCOUNT 5754008 J E LIPSCOMB JR TUM CHAR
 FROM: 09/01/09 TO: 08/31/10

PAGE: 4
 RUN DATE: 11/18/10

TAX CODE	OR-OFF SERIAL	SEQ LOT#	DATES	ACQUIRED	TRADE	UNITS	PROCEEDS	TAX COST	FEDERAL G/L	STATE G/L
	ASSET H8817H100		TOTAL-LONG			57.000	4,786.37	5,946.25	1,159.88-	.00
	ASSET M22465104		CHECK POINT SOFTWARE TECH							
			SEDOL 2181334							
			ISIN IL0010824113							
830	640	40652-	00001 00000 03/31/09	11/13/09		63.000	2,016.14	1,403.19	612.95 S	.00
			TOTAL-SHORT			63.000	2,016.14	1,403.19	612.95	.00
	ASSET N22717107		CORE LABORATORIES N V							
			SEDOL B0DPJ52							
			ISIN HVH268511073							
830	660	40574-	00009 00000 08/13/09	08/27/09	4.000	371.35	371.39	354.91	39.92-S	.00
830	690	40574-	00001 00000 02/11/09	08/27/09	6.000	557.62	383.99	354.91	51.71-S	.00
830	660	40721-	00001 00000 08/13/09	01/15/10	13.000	1,606.28	1,207.01	714.55	108.16-S	.00
			TOTAL-SHORT		23.000	2,535.25	1,962.39	1,424.37	199.79-	.00
	ASSET Y2685T107		GENCO SHIPPING & TRADING LTD							
			SEDOL B0DPJ52							
			ISIN HVH268511073							
830	672	40574-	00002 00000 07/20/09	08/27/09	15.000	314.99	354.91	354.91	39.92-S	.00
830	672	40734-	00001 00000 07/20/09	01/29/10	15.000	303.20	354.91	714.55	51.71-S	.00
830	672	40734-	00001 00000 07/17/09	01/29/10	30.000	606.39	714.55	108.16-S	108.16-S	.00
			TOTAL-SHORT		60.000	1,224.58	1,424.37	1,424.37	199.79-	.00
	ASSET 000361105		AAR CORP							
830	690	40574-	00003 00000 11/12/07	08/27/09	20.000	346.39	612.09	612.09	265.70-L	.00
			TOTAL-LONG		20.000	346.39	612.09	612.09	265.70-	.00
	ASSET 000375204		ABB LTD							
			SPONSORED ADR							
830	610	40574-	00003 00000 10/04/07	08/27/09	41.000	782.25	1,096.75	1,096.75	314.50-L	.00
830	610	40668-	00001 00000 10/04/07	12/01/09	48.000	899.06	1,284.00	1,284.00	384.94-L	.00
830	640	40837-	00006 00000 08/03/09	05/12/10	97.000	1,840.15	1,816.07	758.64	24.08 S	.00
830	640	40837-	00006 00000 01/11/10	05/12/10	37.000	701.91	758.64	56.73-S	56.73-S	.00

REPORT: TMS-TX-23
 BANK 21 PNC BANK (21)
 REGION 80 KENTUCKY
 OFFICE 001 C & E

ACCOUNT 5754008 J E LIPSCOMB JR TUN CHAR
 FROM: 09/01/09 TO: 08/31/10

GAIN/LOSS FEDERAL REPORT INTERNAL USE ONLY
 RUN DATE: 11/18/10

TAX CODE	OR-OFF SERIAL	SEQ LOT#	DATES	ACQUIRED	TRADE
ASSET	000375204	(CONT'D)			
			TOTAL-SHORT		
			TOTAL-LONG		
ASSET 830	001084102	AGCO CORP	00000	07/30/08	11/25/09
	640	406655-00001			
		TOTAL-LONG			
ASSET 830	002535201	AARON'S INC.	00000	06/22/06	08/27/09
	690	40574-00004			
	690	40816-00002		06/22/06	04/26/10
		TOTAL-LONG			
ASSET 830	002824100	ABBOTT LABORATORIES INC	00000	05/02/03	08/27/09
	610	40574-00004			
		TOTAL-LONG			
ASSET 830	002896207	ABERCROMBIE & FITCH CO	00000	11/17/09	05/12/10
	640	40837-00007			
	660	40853-00001		04/06/10	05/27/10
		TOTAL-SHORT			
ASSET 830	00507V109	ACTIVISTON BLIZZARD INC	00000	02/09/09	08/27/09
	660	40574-00011			
	660	40590-00001		02/09/09	09/14/09
	660	40591-00002		02/09/09	09/15/09
	660	40591-00002		12/04/07	09/15/09
		TOTAL-SHORT			
ASSET 830	00817Y108	AETNA INC NEW	00000	07/20/09	08/27/09
	660	40574-00012			

UNITS	PROCEEDS	TAX COST	FEDERAL G/L	STATE G/L
223.000	4,223.37	4,955.46	32.65-	.00
			699.44-	.00
52.000	1,579.31	3,116.21	1,536.90-L	.00
52.000	1,579.31	3,116.21	1,536.90-	.00
12.000	322.07	304.53	17.54 L	.00
.500	11.70	8.40	3.30 L	.00
12.500	333.77	312.93	20.84	.00
38.000	1,753.27	1,474.18	279.09 L	.00
38.000	1,753.27	1,474.18	279.09	.00
23.000	984.38	959.07	25.31 S	.00
25.000	880.87	1,188.22	307.35-S	.00
48.000	1,865.25	2,147.29	282.04-	.00
42.000	490.12	415.01	75.11 S	.00
71.000	840.34	701.56	138.78 S	.00
30.000	348.29	296.43	51.86 S	.00
50.000	580.49	649.38	68.89-L	.00
193.000	2,259.24	2,062.38	265.75	.00
			68.89-	.00
26.000	761.78	667.21	94.57 S	.00

REPORT: TMS-TX-23
 BANK 21 PNC BANK (21)
 REGION 80 KENTUCKY
 OFFICE 001 C & E

ACCOUNT 5754008 J E LIPSCOMB JR TUM CHAR
 FROM: 09/01/09 TO: 08/31/10

GAIN/LOSS FEDERAL REPORT INTERNAL USE ONLY
 RUN DATE: 11/18/10
 PAGE: 6

TAX OR-OFF SERIAL SEQ LOT# ACQUIRED TRADE
 ASSET 00817Y108

GAIN / LOSS INFORMATION STATE
 FEDERAL G/L STATE G/L

TOTAL-SHORT

ASSET 008916108 AGRIMUM INC
 SEDOL 2015530
 ISIN CA0089161081
 830 640 40653-00003 00000 06/16/09 11/16/09
 830 640 40653-00003 00000 05/27/09 11/16/09
 830 640 40837-00008 00000 05/27/09 05/12/10

TOTAL-SHORT

ASSET 009363102 AIRGAS INC
 830 660 40574-00013 00000 03/18/09 08/27/09
 830 660 40612-00001 00000 03/18/09 10/06/09
 830 660 40673-00001 00000 03/18/09 12/04/09
 830 660 40673-00001 00000 06/23/09 12/04/09

TOTAL-SHORT

ASSET 009711101 AKAMAI TECHNOLOGIES
 INC
 830 640 40837-00009 00000 11/16/09 05/12/10
 830 640 40916-00001 00000 11/16/09 07/30/10
 830 640 40917-00001 00000 11/16/09 08/02/10

TOTAL-SHORT

ASSET 015271109 ALEXANDRIA REAL ESTATE EQUITIES
 INC
 830 660 40574-00014 00000 05/19/09 08/27/09
 830 660 40574-00014 00000 03/19/09 08/27/09

TOTAL-SHORT

ASSET 015351109 ALEXION PHARMACEUTICALS INC
 830 640 40837-00010 00000 07/31/09 05/12/10
 830 640 40841-00001 00000 07/31/09 05/18/10

UNITS	PROCEEDS	TAX COST	FEDERAL G/L	STATE G/L
26.000	761.78	667.21	94.57	.00
27.000	1,458.47	1,293.21	165.26 S	.00
6.000	324.11	305.34	18.77 S	.00
12.000	702.58	610.67	91.91 S	.00
45.000	2,485.16	2,209.22	275.94	.00
13.000	587.32	437.35	149.97 S	.00
18.000	868.28	605.56	262.72 S	.00
5.000	235.99	168.21	67.78 S	.00
22.000	1,038.37	881.12	157.25 S	.00
58.000	2,729.96	2,092.24	637.72	.00
38.000	1,496.03	945.31	550.72 S	.00
19.000	722.57	472.65	249.92 S	.00
24.000	886.09	597.04	289.05 S	.00
81.000	3,104.69	2,015.00	1,089.69	.00
8.000	418.54	270.06	148.48 S	.00
1.000	52.52	37.81	14.51 S	.00
9.000	470.86	307.87	162.99	.00
18.000	950.02	798.88	151.14 S	.00
21.000	1,060.18	932.03	128.15 S	.00

REPORT: TMS-TX-23
 BANK 21 PNC BANK (21)
 REGION 80 KENTUCKY
 OFFICE 001 C & E

ACCOUNT 5754008 J E LIPSCOMB JR TUW CHAR
 FROM: 09/01/09 TO: 08/31/10

GAIN/LOSS FEDERAL REPORT INTERNAL USE ONLY
 RUN DATE: 11/18/10
 PAGE: 7

TAX CODE	OR-OFF SERIAL	SEQ (CONT'D)	DATES	ACQUIRED	TRADE	UNITS	PROCEEDS	TAX COST	FEDERAL G/L	STATE G/L
TOTAL-SHORT						39.000	2,010.20	1,730.91	279.29	.00
ASSET 830	018490102		ALLERGAN INC			32.000	1,853.58	1,138.77	714.81 S	.00
ASSET 830	640 40623	00001	00000	03/03/09	10/15/09	32.000	1,853.58	1,138.77	714.81	.00
TOTAL-SHORT						5.000	394.08	379.20	14.88 L	.00
ASSET 830	018804104		ALLIANT TECHSYSTEMS INC			10.000	763.20	758.40	4.80 L	.00
ASSET 830	660 40574	00015	00000	09/09/05	08/27/09	10.000	763.20	758.40	4.80 L	.00
ASSET 830	660 40589	00002	00000	09/09/05	09/11/09	15.000	1,157.28	1,137.60	19.68	.00
TOTAL-LONG						165.000	4,017.17	3,627.66	389.51	.00
ASSET 830	021441100		ALTERA CORP			86.000	1,990.89	1,890.78	100.11 L	.00
ASSET 830	640 40757	00005	00000	05/06/08	02/23/10	53.000	1,307.48	1,165.25	142.23 L	.00
ASSET 830	640 40837	00011	00000	05/06/08	05/12/10	26.000	718.80	571.63	147.17 L	.00
ASSET 830	640 40902	00001	00000	05/06/08	07/16/10	165.000	4,017.17	3,627.66	389.51	.00
TOTAL-LONG						74.000	1,332.70	995.76	336.94 L	.00
ASSET 830	02309S103		ALTRIA GROUP INC			74.000	1,332.70	995.76	336.94	.00
ASSET 830	610 40574	00005	00000	12/10/04	08/27/09	74.000	1,332.70	995.76	336.94	.00
TOTAL-LONG						23.000	3,044.91	1,428.60	1,616.31 L	.00
ASSET 830	023135106		AMAZON COM INC			14.000	1,853.43	919.17	934.26 L	.00
ASSET 830	640 40837	00012	00000	04/27/07	05/12/10	14.000	1,853.43	919.17	934.26 L	.00
ASSET 830	640 40837	00012	00000	03/11/08	05/12/10	37.000	4,898.34	2,347.77	2,550.57	.00
TOTAL-LONG						5.000	224.84	225.25	.41-S	.00
ASSET 830	023436108		AMEDISYS INC			10.000	460.98	370.12	70.86 L	.00
ASSET 830	672 40574	00004	00000	02/24/09	08/27/09	30.000	1,177.17	995.33	181.84 S	.00
ASSET 830	620 40574	00005	00000	08/23/07	08/27/09	10.000	460.98	370.12	70.86 L	.00
ASSET 830	672 40591	00001	00000	09/03/09	09/15/09	10.000	270.06	331.77	61.71-S	.00
ASSET 830	672 40897	00001	00000	09/03/09	07/13/10	20.000	540.12	900.98	360.86-L	.00
ASSET 830	672 40897	00001	00000	02/24/09	07/13/10	20.000	540.12	900.98	360.86-L	.00

REPORT: TMS-TX-23
 BANK 21 PNC BANK (21)
 REGION 80 KENTUCKY
 OFFICE 001 C & E

ACCOUNT 5754008 J E LIPSCOMB JR TUM CHAR
 FROM: 09/01/09 TO: 08/31/10

GAIN/LOSS FEDERAL REPORT INTERNAL USE ONLY

PAGE: 8
 RUN DATE: 11/18/10

TAX CODE	OR-OFF SERIAL	SEQ LOT#	ACQUIRED	TRADE	UNITS	PROCEEDS	TAX COST	FEDERAL G/L	STATE G/L
	ASSET 023436108								
		TOTAL-SHORT			75.000	2,653.17	2,823.45	119.72	.00
		TOTAL-LONG						290.00-	.00
830	ASSET 023664H105	AMERICA MOVIL S A B DE C V			89.000	3,791.89	1,327.48	2,464.41 L	.00
		TOTAL-LONG			89.000	3,791.89	1,327.48	2,464.41	.00
830	ASSET 025334103	AMERICAN DAIRY INC			20.000	589.92	626.74	36.82-S	.00
		NAME CHG 11/08/10 SEE 31429V103			20.000	589.92	626.74	36.82-	.00
		TOTAL-SHORT							
830	ASSET 025537101	AMERICAN ELECTRIC POWER INC			9.000	283.22	221.23	61.99 S	.00
		660 40574-00016 00000 03/06/09 08/27/09			11.000	346.16	291.28	54.88 S	.00
		660 40574-00016 00000 04/08/09 08/27/09			10.000	306.99	264.80	42.19 S	.00
		660 40618-00002 00000 04/08/09 10/09/09			5.000	153.50	227.25	73.75-L	.00
		660 40618-00002 00000 02/27/07 10/09/09			29.000	890.28	1,321.43	431.15-L	.00
		660 40618-00002 00000 02/15/07 10/09/09			15.000	460.49	708.62	248.13-L	.00
		660 40618-00002 00000 10/03/07 10/09/09			6.000	184.19	294.48	110.29-L	.00
		TOTAL-SHORT			85.000	2,624.83	3,329.09	159.06	.00
		TOTAL-LONG						863.32-	.00
830	ASSET 025816109	AMERICAN EXPRESS CO			18.000	600.82	866.99	266.17-L	.00
		610 40574-00006 00000 12/10/04 08/27/09			13.000	529.35	626.16	96.81-L	.00
		636 40914-00001 00000 12/10/04 03/12/10			10.000	447.22	215.89	231.33 L	.00
		TOTAL-LONG			41.000	1,577.39	1,709.04	131.65-	.00
830	ASSET 02744M108	AMERICAN MEDICAL SYS HLDGS			50.000	762.98	701.05	61.93 L	.00
		672 40574-00005 00000 11/08/07 08/27/09							

REPORT: TMS-TX-23
 BANK 21 PNC BANK (21)
 REGION 80 KENTUCKY
 OFFICE 001 C & E

ACCOUNT 5754008 J E LIPSCOMB JR TUM CHAR
 FROM: 09/01/09 TO: 08/31/10

GAIN/LOSS FEDERAL REPORT INTERNAL USE ONLY
 RUN DATE: 11/18/10

PAGE: 9

TAX CODE	OR-OFF SERIAL	SEQ	LOT#	DATES	ACQUIRED	TRADE	UNITS	PROCEEDS	TAX COST	FEDERAL G/L	STATE G/L
	ASSET 02744M108						50.000	762.98	701.05	61.93	.00
							TOTAL-LONG				
ASSET 03073T102	AMERCIGROUP CORPORATION						10.000	242.69	208.81	33.88 L	.00
830	690 40574-00006	00000	02/16/06	08/27/09			4.000	97.08	107.69	10.61-L	.00
830	690 40574-00006	00000	10/19/04	08/27/09			14.000	339.77	316.50	23.27	.00
							TOTAL-LONG				
ASSET 031100100	AMETEK INC NEW						37.000	1,191.73	1,631.74	440.01-L	.00
830	640 40584-00001	00000	02/01/08	09/08/09			37.000	1,191.73	1,631.74	440.01-L	.00
							TOTAL-LONG				
ASSET 032095101	AMPHENOL CORP NEW						11.000	374.65	416.38	41.73-L	.00
830	660 40574-00017	00000	02/28/08	08/27/09			4.000	136.23	153.37	17.14-L	.00
830	660 40574-00017	00000	02/25/08	08/27/09			11.000	462.94	421.75	41.19 L	.00
830	660 40652-00001	00000	01/14/08	11/13/09			5.000	210.42	202.20	8.22 L	.00
830	660 40652-00001	00000	01/07/08	11/13/09			4.000	168.34	169.07	7.73-L	.00
830	640 40837-00013	00000	06/11/08	05/12/10			35.000	1,584.77	1,656.05	71.28-L	.00
							TOTAL-LONG	2,937.35	3,018.82	81.47-	.00
ASSET 03485P201	ANGLO AMERICAN PLC						66.000	1,315.35	986.06	329.29 S	.00
830	640 40837-00014	00000	07/15/09	05/12/10			66.000	1,315.35	986.06	329.29	.00
							TOTAL-SHORT				
ASSET 03662Q105	ANSYS INC						25.000	908.22	588.79	319.43 L	.00
830	672 40574-00006	00000	06/06/06	08/27/09			29.000	1,321.50	1,247.91	73.59 L	.00
830	640 40837-00015	00000	05/09/08	05/12/10			54.000	2,229.72	1,836.70	393.02	.00
							TOTAL-LONG				
ASSET 03739T108	A123 SYSTEMS INC						40.000	635.12	846.44	211.32-S	.00
830	672 40775-00002	00000	01/12/10	03/11/10			40.000	635.12	846.44	211.32-S	.00

REPORT: TMS-TX-23
 BANK 21 PNC BANK (21)
 REGION 80 KENTUCKY
 OFFICE 001 C & E

ACCOUNT 5754008 J E LIPSCOMB JR TUM CHAR
 FROM: 09/01/09 TO: 08/31/10

GAIN/LOSS FEDERAL REPORT INTERNAL USE ONLY

PAGE: 10
 RUN DATE: 11/18/10

TAX CODE OR-OFF SERIAL SEQ LOT# DATES ACQUIRED TRADE
 ASSET 03739T108

TOTAL-SHORT
 ASSET 037411105 APACHE CORPORATION
 830 640 40837-00016 00000 02/17/10 05/12/10
 830 640 40837-00016 00000 11/06/07 05/12/10
 TOTAL-SHORT
 TOTAL-LONG

ASSET 037833100 APPLE INC
 830 610 40574-00007 00000 10/28/08 08/27/09
 830 610 40574-00007 00000 02/11/08 08/27/09
 830 640 40598-00001 00000 10/28/04 09/22/09
 830 610 40776-00002 00000 02/11/08 03/12/10
 830 640 40789-00002 00000 10/28/04 03/25/10
 830 640 40817-00002 00000 10/28/04 04/22/10
 830 640 40837-00017 00000 10/28/04 05/12/10
 830 640 40852-00002 00000 10/28/04 05/26/10
 TOTAL-SHORT
 TOTAL-LONG

ASSET 04269Q100 ARRIS GROUP INC
 830 690 40574-00007 00000 01/22/09 08/27/09
 830 690 40574-00007 00000 12/11/07 08/27/09
 TOTAL-SHORT
 TOTAL-LONG

ASSET 046266104 ASTORIA FINL CORP
 830 690 40574-00009 00000 03/04/09 08/27/09
 830 690 40854-00003 00000 03/04/09 05/28/10
 TOTAL-SHORT
 TOTAL-LONG

ASSET 049298102 ATLAS ENERGY INC
 830 660 40749-00001 00000 10/27/09 02/12/10

UNITS	PROCEEDS	TAX COST	FEDERAL G/L	STATE G/L
40.000	635.12	846.44	211.32-	.00
15.000	1,473.14	1,554.16	81.02-S	.00
11.000	1,080.31	1,149.24	68.93-L	.00
26.000	2,553.45	2,703.40	81.02-	.00
			68.93-	.00
5.000	830.73	471.15	359.58 S	.00
7.000	1,163.01	901.74	261.27 L	.00
5.000	918.91	129.79	789.12 L	.00
1.000	226.88	128.82	98.06 L	.00
7.000	1,613.09	181.71	1,431.38 L	.00
4.000	1,027.08	103.84	923.24 L	.00
24.000	6,298.93	623.02	5,675.91 L	.00
2.000	499.06	51.92	447.14 L	.00
55.000	12,577.69	2,591.99	359.58	.00
			9,626.12	.00
40.000	520.78	281.60	239.18 S	.00
6.000	78.12	61.54	16.58 L	.00
46.000	598.90	343.14	239.18	.00
			16.58	.00
22.000	231.87	153.08	78.79 S	.00
2.000	29.88	13.92	15.96 L	.00
24.000	261.75	167.00	78.79	.00
			15.96	.00
46.000	1,399.34	1,321.85	77.49 S	.00

REPORT: TMS-TX-23
 BANK 21 PNC BANK (21)
 REGION 80 KENTUCKY
 OFFICE 001 C & E

ACCOUNT 5754008 J E LIPSCOMB JR TUM CHAR
 FROM: 09/01/09 TO: 08/31/10

PAGE: 11
 RUN DATE: 11/18/10

TAX CODE	OR-OFF SERIAL	SEQ LOT#	ACQUIRED	TRADE	UNITS	PROCEEDS	TAX COST	FEDERAL G/L	STATE G/L
			TOTAL-SHORT		46.000	1,399.34	1,321.85	77.49	.00
ASSET 830	050095108	ATWOOD OCEANICS INC	10/23/09	05/12/10	25.000	789.98	983.63	193.65-S	.00
	640	40837-00018	00000		25.000	789.98	983.63	193.65-	.00
		TOTAL-SHORT			21.000	809.94	804.06	5.88 L	.00
ASSET 830	053015103	AUTOMATIC DATA PROCESSING INC	10/18/05	08/27/09	21.000	809.94	804.06	5.88	.00
	610	40574-00008	00000		21.000	809.94	804.06	5.88	.00
		TOTAL-LONG			20.000	1,861.52	1,674.62	186.90 S	.00
ASSET 830	053484101	AVALONBAY COMMUNITIES INC	12/30/09	05/25/10	20.000	1,861.52	1,674.62	186.90	.00
	660	40848-00001	00000		20.000	1,861.52	1,674.62	186.90	.00
		TOTAL-SHORT			51.000	1,442.76	1,168.61	274.15 L	.00
ASSET 830	054303102	AVON PRODUCTS INC	12/23/08	05/12/10	51.000	1,442.76	1,168.61	274.15	.00
	640	40837-00019	00000		51.000	1,442.76	1,168.61	274.15	.00
		TOTAL-LONG			37.000	1,411.63	1,330.68	80.95 S	.00
ASSET 830	05548J106	BJS WHSL CLUB INC	09/24/09	05/05/10	37.000	1,411.63	1,330.68	80.95	.00
	660	40830-00001	00000		37.000	1,411.63	1,330.68	80.95	.00
		TOTAL-SHORT			6.000	2,544.46	838.80	1,705.66 S	.00
ASSET 830	056752108	BAIDU INC	02/24/09	02/02/10	27.000	2,544.46	377.46	1,679.90 L	.00
	640	40736-00002	00000		27.000	2,544.46	377.46	1,679.90 L	.00
	640	40838-00001	00000		33.000	4,601.82	1,216.26	1,705.66	.00
		TOTAL-LONG			35.000	1,426.91	578.26	848.65 S	.00
ASSET 830	058748107	BALLY TECHNOLOGIES INC	11/18/08	08/27/09	5.000	1,426.91	82.61	113.21 S	.00
	672	40574-00007	00000		5.000	1,426.91	82.61	113.21 S	.00
	672	40582-00002	00000		15.000	587.42	334.88	252.58 S	.00
	672	40582-00002	00000		15.000	587.42	334.88	252.58 S	.00
	672	40596-00001	00000		15.000	567.05	334.88	232.17 S	.00
	672	40596-00001	00000						

REPORT: TMS-TX-23
 BANK 21 PNC BANK (21)
 REGION 80 KENTUCKY
 OFFICE 001 C & E

ACCOUNT 5754008 J E LIPSCOMB JR TUM CHAR
 FROM: 09/01/09 TO: 08/31/10

GAIN/LOSS FEDERAL REPORT INTERNAL USE ONLY
 RUN DATE: 11/18/10
 PAGE: 12

TAX CODE OR-OFF SERIAL SEQ LOT# ACQUIRED TRADE
 ASSET 05874B107 (CONT'D)

GAIN / LOSS INFORMATION STATE G/L

TOTAL-SHORT
 ASSET 060505104 BANK OF AMERICA CORP
 830 610 40574-00009 00000 06/02/09 08/27/09
 830 610 40574-00009 00000 12/23/03 08/27/09

UNITS PROCEEDS TAX COST FEDERAL G/L STATE G/L
 70.000 2,777.24 1,330.63 1,446.61 .00
 31.000 550.23 354.02 196.21 S .00
 13.000 230.74 514.28 283.54-L .00
 44.000 780.97 868.30 196.21 .00
 283.54- .00

ASSET 067383109 BARD C R INC
 830 660 40574-00018 00000 08/06/09 08/27/09

5.000 391.03 370.59 20.44 S .00
 5.000 391.03 370.59 20.44 .00

ASSET 067901108 BARRICK GOLD CORP
 SEDOL 2024677
 ISIN CA0679011084

29.000 1,342.39 860.77 481.62 L .00
 29.000 1,342.39 860.77 481.62 .00

ASSET 068278100 BARON ASSET FUND
 FD #585

172.407 8,032.44 5,861.84 2,170.60 S .00
 793.466 36,967.56 31,587.90 5,379.66 S .00
 1,115.601 55,556.91 44,412.10 11,144.81 S .00
 410.504 20,443.09 24,630.24 4,187.15-L .00
 477.957 22,225.00 28,677.42 6,452.42-L .00

TOTAL-SHORT
 TOTAL-LONG

2,969.935 143,225.00 135,169.50 18,695.07 .00
 10,639.57- .00

ASSET 073302101 BE AEROSPACE INC

18.000 317.33 317.57 .24-S .00
 18.000 317.33 317.57 .24- .00

ASSET 075887109 BECTON DICKINSON & CO

7.000 488.16 483.60 4.56 S .00

TAX CODE	OR-OFF SERIAL	SEQ LOT#	DATES	ACQUIRED	TRADE	UNITS	PROCEEDS	TAX COST	FEDERAL G/L	STATE G/L
ASSET 075887109						7.000	488.16	483.60	4.56	.00
TOTAL-SHORT										
ASSET	084423102	MR BERKLEY CORP		07/28/08	08/27/09	20.000	500.79	465.80	34.99 L	.00
830	660	40574-00020	00000	09/09/08	08/27/09	22.000	550.86	518.92	31.94 S	.00
830	660	40574-00020	00000	09/09/08	11/23/09	33.000	808.15	778.37	29.78 L	.00
830	660	40661-00001	00000	07/23/09	11/23/09	5.000	122.45	121.18	1.27 S	.00
TOTAL-SHORT						80.000	1,982.25	1,884.27	33.21	.00
TOTAL-LONG									64.77	.00
ASSET 090572207 BIO RAD LABORATORIES INC						5.000	429.33	448.72	19.39-L	.00
830	672	40574-00008	00000	06/13/08	08/27/09	15.000	1,429.58	1,346.17	83.41 L	.00
830	672	40831-00001	00000	06/13/08	05/06/10	20.000	1,858.91	1,794.89	64.02	.00
TOTAL-LONG										
ASSET 09061G101 BIOMARIN PHARMACEUTICAL INC						25.000	399.73	429.94	30.21-S	.00
830	672	40574-00009	00000	12/08/08	08/27/09	25.000	399.73	429.94	30.21-	.00
TOTAL-SHORT										
ASSET 09062X103 BIOGEN IDEC INC						6.000	296.99	305.49	8.50-S	.00
830	660	40574-00021	00000	04/01/09	08/27/09	6.000	296.99	305.49	8.50-	.00
TOTAL-SHORT										
ASSET 09180C106 BJ'S RESTAURANTS, INC						35.000	606.53	373.91	232.62 S	.00
830	672	40574-00010	00000	03/06/09	08/27/09	35.000	606.53	373.91	232.62	.00
TOTAL-SHORT										
ASSET 093671105 BLOCK H & R INC						4.000	69.80	88.76	18.96-L	.00
830	660	40574-00022	00000	06/08/07	08/27/09	16.000	279.19	359.25	80.06-L	.00
830	660	40574-00023	00000	02/22/07	08/27/09	10.000	177.48	224.53	47.05-L	.00
830	660	40602-00003	00000	02/22/07	09/24/09	32.000	567.94	761.36	193.42-L	.00
830	660	40602-00003	00000	02/12/07	09/24/09	30.000	532.44	742.04	209.60-L	.00

REPORT: TMS-TX-23
 BANK 21 PNC BANK (21)
 REGION 80 KENTUCKY
 OFFICE 001 C & E

GAIN/LOSS FEDERAL REPORT INTERNAL USE ONLY
 5754008 J E LIPSCOMB JR TUW CHAR
 FROM: 09/01/09 TO: 08/31/10

PAGE: 14
 RUN DATE: 11/18/10

TAX OR-OFF SERIAL SEQ LOT# ACQUIRED TRADE
 CODE ASSET 093671105

TOTAL-LONG

ASSET 09534T508 BLUE COAT SYSTEMS INC
 830 640 40837-00021 00000 01/22/10 05/12/10
 830 640 40855-00001 00000 01/22/10 06/01/10

TOTAL-SHORT

ASSET 101121101 BOSTON PPTYS INC
 830 660 40574-00023 00000 05/15/09 08/27/09

TOTAL-SHORT

ASSET 109641100 BRINKER INTERNATIONAL INC
 830 690 40574-00010 00000 06/18/04 08/27/09
 830 690 40854-00004 00000 06/18/04 05/28/10

TOTAL-LONG

ASSET 111320107 BROADCOM CORP
 830 640 40774-00001 00000 11/25/08 03/10/10

TOTAL-LONG

ASSET 11134A103 BROADPOINT GLEACHER SECURITI
 NAME CHG 05/28/10
 SEE 377341102

830 672 40574-00011 00000 07/29/09 08/27/09

TOTAL-SHORT

ASSET 118759109 BUCYRUS INTL INC
 830 690 40574-00011 00000 03/28/05 08/27/09
 830 640 40722-00001 00000 09/01/09 01/19/10
 830 640 40778-00001 00000 07/30/08 03/16/10
 830 690 40854-00005 00000 03/28/05 05/28/10

		UNITS	PROCEEDS	TAX COST	FEDERAL G/L	STATE G/L
TOTAL-LONG		92.000	1,626.85	2,175.94	549.09-	.00
ASSET 09534T508 BLUE COAT SYSTEMS INC		32.000	1,016.30	924.88	91.42 S	.00
830 640 40837-00021 00000 01/22/10 05/12/10		36.000	752.75	1,040.48	287.73-S	.00
830 640 40855-00001 00000 01/22/10 06/01/10		68.000	1,769.05	1,965.36	196.31-	.00
TOTAL-SHORT		10.000	586.48	448.72	137.76 S	.00
ASSET 101121101 BOSTON PPTYS INC		10.000	586.48	448.72	137.76	.00
830 660 40574-00023 00000 05/15/09 08/27/09		22.000	323.17	516.12	192.95-L	.00
830 690 40574-00010 00000 06/18/04 08/27/09		2.000	35.64	46.92	11.28-L	.00
830 690 40854-00004 00000 06/18/04 05/28/10		24.000	358.81	563.04	204.23-	.00
TOTAL-LONG		110.000	3,561.91	1,634.25	1,927.66 L	.00
ASSET 111320107 BROADCOM CORP		110.000	3,561.91	1,634.25	1,927.66	.00
830 640 40774-00001 00000 11/25/08 03/10/10		35.000	262.49	215.57	46.92 S	.00
TOTAL-LONG		35.000	262.49	215.57	46.92	.00
ASSET 11134A103 BROADPOINT GLEACHER SECURITI		22.000	666.80	311.13	355.67 L	.00
830 690 40574-00011 00000 03/28/05 08/27/09		56.000	2,369.65	1,060.00	1,309.65 S	.00
830 640 40722-00001 00000 09/01/09 01/19/10		43.000	2,776.09	3,149.62	573.53-L	.00
830 640 40778-00001 00000 07/30/08 03/16/10		6.000	322.08	84.85	237.23 L	.00
830 690 40854-00005 00000 03/28/05 05/28/10						

REPORT: TMS-TX-23
 BANK 21 PNC BANK (21)
 REGION 80 KENTUCKY
 OFFICE 001 C & E

ACCOUNT 5754008 J E LIPSCOMB JR TUM CHAR
 FROM: 09/01/09 TO: 08/31/10

GAIN/LOSS FEDERAL REPORT INTERNAL USE ONLY
 RUN DATE: 11/18/10

TAX CODE OR-OFF SERIAL SEQ LOT# DATES ACQUIRED TRADE

TAX CODE	OR-OFF SERIAL	SEQ LOT#	DATES	ACQUIRED	TRADE	UNITS	PROCEEDS	TAX COST	FEDERAL G/L	STATE G/L
			TOTAL-SHORT			107.000	6,134.62	4,605.60	1,309.65	.00
			TOTAL-LONG						219.37	.00
830	ASSET 124857202	CBS CORP CLASS B WT			05/17/10	70.000	1,067.48	892.98	174.50 S	.00
			TOTAL-SHORT			70.000	1,067.48	892.98	174.50	.00
830	ASSET 12572Q105	CME GROUP INC			05/12/10	4.000	1,322.77	877.08	445.69 L	.00
		A DERIVATIVES EXCHANGE				4.000	1,322.77	877.08	445.69	.00
			TOTAL-LONG							
830	ASSET 125896100	CMS ENERGY CORP			08/27/09	14.000	189.69	180.54	9.15 L	.00
						12.000	162.60	156.63	5.97 S	.00
830						26.000	352.29	337.17	5.97	.00
			TOTAL-SHORT						9.15	.00
			TOTAL-LONG							
830	ASSET 127097103	CABOT OIL & GAS CORP COM			08/27/09	22.000	778.99	288.96	490.03 L	.00
						6.000	208.92	78.81	130.11 L	.00
830						28.000	987.91	367.77	620.14	.00
			TOTAL-SHORT							
			TOTAL-LONG							
830	ASSET 133131102	CAMDEN PROPERTY REIT			07/01/10	30.000	1,212.66	1,501.60	288.94-S	.00
						30.000	1,212.66	1,501.60	288.94-	.00
			TOTAL-SHORT							
			TOTAL-LONG							
830	ASSET 13342B105	CAMERON INTL CORP			05/03/10	42.000	1,698.22	1,191.69	506.53 S	.00
						52.000	2,102.56	2,086.23	16.33 L	.00

REPORT: TMS-TX-23
 BANK: 21 PNC BANK (21)
 REGION: 80 KENTUCKY
 OFFICE: 001 C & E

GAIN/LOSS FEDERAL REPORT INTERNAL USE ONLY
 ACCOUNT: 5756008 J E LIPSCOMB JR TUV CHAR
 FROM: 09/01/09 TO: 08/31/10

PAGE: 16
 RUN DATE: 11/18/10

TAX CODE	OR-OFF	SERIAL	SEQ	LOT#	ACQUIRED	TRADE	UNITS	PROCEEDS	TAX COST	FEDERAL G/L	STATE G/L	
ASSET 13342B105							TOTAL-SHORT	94.000	3,800.78	3,277.92	506.53	.00
							TOTAL-LONG				16.33	.00
ASSET 14149Y108 CARDINAL HEALTH INC							TOTAL-SHORT	25.000	882.24	548.89	333.35 S	.00
830	636	40770-0001	00000	07/07/09	03/08/10		9.000	317.60	257.49	60.11 S	.00	
830	636	40770-0001	00000	10/23/09	03/08/10		34.000	1,199.84	806.38	393.46	.00	
ASSET 14170T101 CAREFUSION CORP							TOTAL-SHORT	12.000	271.42	202.06	.98 S	.00
830	636	40583-0001	00000	07/07/09	09/10/09		12.000	271.42	202.06	69.36 S	.00	
830	636	40651-0002	00000	07/07/09	10/23/09		12.500	280.82	210.48	70.34	.00	
ASSET 143658300 CARNIVAL CORP							TOTAL-SHORT	14.000	469.26	546.28	77.02-L	.00
830	636	40601-0002	00000	05/28/08	09/23/09		14.000	469.26	546.28	77.02-L	.00	
ASSET 14754D100 CASH AMERICA INTERNATIONAL INC							TOTAL-LONG	30.000	845.07	582.56	262.51 S	.00
830	672	40574-0012	00000	01/28/09	08/27/09		14.000	386.53	373.83	12.70 S	.00	
830	690	40574-0013	00000	01/07/09	08/27/09		5.000	180.72	97.09	83.63 L	.00	
830	672	40834-0001	00000	01/28/09	05/11/10		30.000	1,084.30	834.00	250.30 L	.00	
830	672	40834-0001	00000	12/17/04	05/11/10		79.000	2,496.62	1,887.48	275.21	.00	
							TOTAL-LONG			333.93	.00	
ASSET 149123101 CATERPILLAR INC							TOTAL-SHORT	10.000	466.19	380.70	85.49 S	.00
830	610	40574-0011	00000	05/07/09	08/27/09		5.000	233.09	368.38	135.29-L	.00	
830	610	40574-0011	00000	07/10/06	08/27/09		8.000	367.83	243.81	124.02 S	.00	
830	636	40577-0001	00000	02/02/09	09/01/09		14.000	643.69	521.15	122.54 S	.00	
830	636	40577-0001	00000	12/05/08	09/01/09		6.000	275.87	237.34	38.53 S	.00	

REPORT: TMS-TX-23
 BANK: 21 PNC BANK (21)
 REGION: 80 KENTUCKY
 OFFICE: 001 C & E

ACCOUNT: 5754008 J E LIPSCOMB JR TUM CHAR
 FROM: 09/01/09 TO: 08/31/10

GAIN/LOSS FEDERAL REPORT INTERNAL USE ONLY

PAGE: 17
 RUN DATE: 11/18/10

TAX CODE	OR-OFF SERIAL	SEQ LOT#	DATES	ACQUIRED	TRADE	UNITS	PROCEEDS	TAX COST	FEDERAL G/L	STATE G/L
	ASSET 149123101		TOTAL-SHORT			43.000	1,986.67	1,751.38	370.58	.00
			TOTAL-LONG						135.29-	.00
ASSET 150870103	CELANESE CORP-SERIES A									
830	660 40574-00025	00000	04/15/09	08/27/09		8.000	201.11	137.58	63.53 S	.00
830	660 40574-00025	00000	05/15/09	08/27/09		6.000	100.56	75.94	24.62 S	.00
830	660 40650-00002	00000	05/15/09	11/10/09		49.000	1,443.74	930.32	513.42 S	.00
			TOTAL-SHORT			61.000	1,745.41	1,143.84	601.57	.00
ASSET 151020104	CELGENE CORP									
830	640 40735-00001	00000	10/10/08	02/01/10		36.000	2,045.75	1,919.61	126.14 L	.00
			TOTAL-LONG			36.000	2,045.75	1,919.61	126.14	.00
ASSET 151358101	CENTENE CORP									
830	672 40574-00013	00000	02/08/08	08/27/09		10.000	178.60	218.26	39.66-L	.00
830	672 40574-00013	00000	04/27/05	08/27/09		10.000	178.59	277.80	99.21-L	.00
			TOTAL-LONG			20.000	357.19	496.06	138.87-	.00
ASSET 156700106	CENTURYLINK INC									
830	660 40574-00026	00000	10/03/07	08/27/09		6.000	193.61	245.28	51.67-L	.00
			TOTAL-LONG			6.000	193.61	245.28	51.67-	.00
ASSET 162825103	CHECKPOINT SYSTEMS INC									
830	690 40574-00014	00000	08/22/06	08/27/09		10.000	167.60	168.14	54-L	.00
830	690 40574-00014	00000	07/27/04	08/27/09		12.000	201.11	207.06	5.95-L	.00
			TOTAL-LONG			22.000	368.71	375.20	6.49-	.00
ASSET 166764100	CHEVRON CORPORATION									
830	610 40574-00012	00000	12/10/04	08/27/09		28.000	1,965.54	1,478.40	487.14 L	.00
830	636 40846-00003	00000	03/02/06	05/21/10		36.000	2,661.96	2,051.28	610.68 L	.00

REPORT: TMS-TX-23
 BANK 21 PNC BANK (21)
 REGION 80 KENTUCKY
 OFFICE 001 C & E

ACCOUNT 5754008 J E LIPSCOMB JR TUM CHAR
 FROM: 09/01/09 TO: 08/31/10

GAIN/LOSS FEDERAL REPORT INTERNAL USE ONLY

PAGE: 18
 RUN DATE: 11/18/10

TAX CODE	OR-OFF SERIAL	SEQ LOT#	DATES	ACQUIRED	TRADE	UNITS	PROCEEDS	TAX COST	FEDERAL G/L	STATE G/L
	ASSET 166764100		TOTAL-LONG			64.000	4,627.50	3,529.68	1,097.82	.00
			TOTAL-SHORT							
ASSET 168615102	CHTCOS FAS INC									
830	640	40837-00023	00000	01/20/10	05/12/10	71.000	1,087.70	966.05	121.65 S	.00
830	640	40893-00001	00000	01/20/10	07/07/10	80.000	809.26	1,088.50	279.24-S	.00
			TOTAL-LONG			151.000	1,896.96	2,054.55	157.59-	.00
			TOTAL-SHORT							
ASSET 17275R102	CISCO SYSTEMS INC									
830	610	40574-00013	00000	07/11/07	08/27/09	34.000	733.02	963.90	230.88-L	.00
830	640	40837-00024	00000	12/13/06	05/12/10	55.000	1,465.17	1,489.60	24.63-L	.00
830	640	40837-00024	00000	12/12/06	05/12/10	44.000	1,172.14	1,195.10	22.96-L	.00
			TOTAL-LONG			133.000	3,370.33	3,648.80	278.47-	.00
			TOTAL-SHORT							
ASSET 18683K101	CLIFFS NATURAL RESOURCES INC									
830	660	40574-00028	00000	07/24/09	08/27/09	10.000	254.59	274.26	19.67-S	.00
830	660	40625-00001	00000	07/24/09	10/19/09	32.000	1,251.83	877.62	374.21 S	.00
830	660	40775-00001	00000	07/24/09	03/11/10	14.000	833.27	383.96	449.31 S	.00
830	660	40775-00001	00000	09/14/09	03/11/10	16.000	952.30	476.55	475.75 S	.00
830	660	40824-00002	00000	09/14/09	04/29/10	7.000	450.36	208.49	241.87 S	.00
830	660	40824-00002	00000	12/04/09	04/29/10	23.000	1,479.74	1,032.04	447.70 S	.00
830	660	40824-00002	00000	02/23/10	04/29/10	13.000	836.38	693.01	143.37 S	.00
			TOTAL-LONG			115.000	6,058.47	3,945.93	2,112.54	.00
			TOTAL-SHORT							
ASSET 189054109	CLOROX CO									
830	660	40574-00029	00000	09/09/05	08/27/09	10.000	586.58	570.40	16.18 L	.00
830	660	40732-00001	00000	09/09/05	01/27/10	9.000	533.69	513.36	20.33 L	.00
830	660	40732-00001	00000	02/27/07	01/27/10	6.000	355.79	377.82	22.03-L	.00
830	660	40732-00001	00000	02/15/07	01/27/10	11.000	652.29	733.05	80.76-L	.00
830	660	40732-00001	00000	04/30/07	01/27/10	5.000	296.50	336.50	40.00-L	.00
			TOTAL-LONG			41.000	2,424.85	2,531.13	106.28-	.00
			TOTAL-SHORT							
ASSET 189754104	COACH INC									
830	640	40612-00001	00000	10/31/08	10/06/09	61.000	1,993.12	1,249.05	744.07 S	.00
830	640	40837-00025	00000	10/31/08	05/12/10	17.000	712.63	348.10	364.53 L	.00
830	640	40837-00025	00000	04/28/08	05/12/10	38.000	1,592.93	1,337.00	255.93 L	.00

REPORT: TMS-TX-23
 BANK 21 PNC BANK (21)
 REGION 80 KENTUCKY
 OFFICE 001 C & E

ACCOUNT 5754008 J E LIPSCOMB JR TUV CHAR
 FROM: 09/01/09 TO: 08/31/10

GAIN/LOSS FEDERAL REPORT INTERNAL USE ONLY
 RUN DATE: 11/18/10
 PAGE: 19

TAX CODE	OR-OFF SERIAL	SEQ (CONT'D)	DATES	ACQUIRED	TRADE	UNITS	PROCEEDS	TAX COST	FEDERAL G/L	STATE G/L
			TOTAL-SHORT			116.000	4,298.68	2,934.15	744.07	.00
			TOTAL-LONG						620.46	.00
ASSET 830	191216100		Coca Cola CO	12/10/04	08/27/09	58.000	2,856.42	2,351.90	504.52	.00
	610	40574-00014				58.000	2,856.42	2,351.90	504.52	.00
			TOTAL-LONG							
ASSET 830	191221109		COCA COLA ENTERPRISES INC	05/14/07	08/27/09	12.000	248.03	265.45	17.42	.00
	660	40574-00030				23.000	453.43	508.78	55.35	.00
	830	40675-00001				13.000	256.28	295.62	39.34	.00
			TOTAL-LONG			48.000	957.74	1,069.85	112.11	.00
ASSET 830	192446102		COGNIZANT TECHNOLOGY SOLUTIONS	10/21/09	05/12/10	30.000	1,560.27	1,247.93	312.34	.00
	640	40837-00026				30.000	1,560.27	1,247.93	312.34	.00
			TOTAL-LONG							
ASSET 830	192479103		COHERENT INC	01/22/07	08/27/09	35.000	807.42	1,057.00	249.58	.00
	672	40574-00014				5.000	149.18	151.00	1.82	.00
	830	40707-00001				15.000	447.53	471.60	24.07	.00
	830	40775-00003				15.000	490.77	471.60	19.17	.00
			TOTAL-LONG			70.000	1,894.90	2,151.20	256.30	.00
ASSET 830	19259P300		COINSTAR INC	08/14/09	08/27/09	25.000	851.72	780.71	71.01	.00
	672	40574-00015				25.000	1,126.51	780.71	345.80	.00
	830	40825-00001				5.000	225.30	162.55	62.95	.00
	830	40916-00001				35.000	1,550.96	1,136.48	414.48	.00

REPORT: TMS-TX-23
 BANK: 21 PNC BANK (21)
 REGION: 80 KENTUCKY
 OFFICE: 001 C & E

ACCOUNT

GAIN/LOSS FEDERAL REPORT INTERNAL USE ONLY
 5754008 J E LIPSCOMB JR TUV CHAR
 FROM: 09/01/09 TO: 08/31/10

PAGE: 20
 RUN DATE: 11/18/10

TAX CODE	OR-OFF SERIAL	SEQ LOT#	DATES	TRADE	UNITS	PROCEEDS	TAX COST	FEDERAL G/L	STATE G/L
	ASSET 19259P300		TOTAL-SHORT		90.000	3,754.49	2,860.25	416.81	.00
			TOTAL-LONG					477.43	.00
830	ASSET 200340107	COMERICA INC	09/29/09	04/27/10	25.000	1,065.13	746.97	318.16 S	.00
			TOTAL-SHORT		25.000	1,065.13	746.97	318.16	.00
830	ASSET 203372107	COMMSCOPE INC	08/05/09	08/27/09	22.000	589.14	563.25	25.89 S	.00
830	660	40574-00031	00000	08/05/09	18.000	473.86	460.84	13.02 S	.00
830	660	40685-00001	00000	10/14/09	23.000	605.49	667.00	61.51-S	.00
830	660	40830-00002	00000	10/14/09	3.000	89.94	87.00	2.94 S	.00
830	660	40830-00002	00000	09/11/09	28.000	839.45	830.17	9.28 S	.00
830	660	40830-00002	00000	04/25/08	2.000	59.96	81.51	21.55-L	.00
830	660	40868-00001	00000	07/21/08	16.000	417.96	652.09	234.13-L	.00
830	660	40868-00001	00000	06/14/10	30.000	783.67	1,505.25	721.58-L	.00
830	660	40868-00001	00000	05/09/08	15.000	391.83	756.85	365.02-L	.00
			TOTAL-SHORT		157.000	4,251.30	5,603.96	10.38-	.00
			TOTAL-LONG					1,342.28-	.00
830	ASSET 20452A108	COMPELLENT TECHNOLOGIES INC	04/06/09	08/27/09	55.000	832.67	657.24	175.43 S	.00
830	672	40574-00016	00000	04/06/09	17.000	332.62	203.15	129.47 S	.00
830	672	40640-00001	00000	04/06/09	23.000	450.01	280.59	169.42 S	.00
830	672	40640-00001	00000	04/06/09	25.000	307.74	304.98	2.76 L	.00
830	672	40805-00001	00000	03/02/09	75.000	923.21	962.64	39.43-L	.00
			TOTAL-SHORT		195.000	2,846.25	2,408.60	474.32	.00
			TOTAL-LONG					36.67-	.00
830	ASSET 205887102	CONAGRA FOODS INC	10/29/07	08/27/09	29.000	586.36	690.09	103.73-L	.00
830	660	40574-00033	00000	10/29/07	6.000	127.92	142.78	14.86-L	.00
830	660	40618-00003	00000	11/28/07	25.000	532.98	602.42	69.44-L	.00
830	660	40618-00003	00000	10/19/07	25.000	532.98	608.94	75.96-L	.00
830	660	40618-00003	00000	09/27/07	30.000	639.58	770.99	131.41-L	.00

REPORT: TMS-TX-23
 BANK: 21 PNC BANK (21)
 REGION: 80 KENTUCKY
 OFFICE: 001 C & E

ACCOUNT

GAIN/LOSS FEDERAL REPORT INTERNAL USE ONLY
 5754008 J E LIPSCOMB JR TUM CHAR
 FROM: 09/01/09 TO: 08/31/10

PAGE: 21
 RUN DATE: 11/18/10

TAX CODE	OR-OFF SERIAL	SEQ LOT#	DATES	ACQUIRED	TRADE	UNITS	PROCEEDS	TAX COST	FEDERAL G/L	STATE G/L
	ASSET 205887102		TOTAL-LONG			115.000	2,419.82	2,815.22	395.40-	.00
	ASSET 20605P101	CONCHO RESOURCES INC				35.000	1,881.22	1,330.84	550.38 S	.00
	ASSET 20825C104	CONOCOPHILLIPS				41.000	1,853.56	1,739.01	114.55 L	.00
830	610	40574-00016	00000	12/10/04	08/27/09	9.000	466.37	564.66	98.29-L	.00
830	636	40882-00003	00000	03/02/06	06/28/10	35.000	2,010.58	2,195.90	185.32-L	.00
	TOTAL-SHORT					85.000	4,330.51	4,499.57	169.06-	.00
	ASSET 22025Y407	CORRECTIONS CORP AMER NEW				55.000	1,065.51	1,329.55	264.04-S	.00
830	660	40732-00002	00000	10/14/09	01/27/10	55.000	1,065.51	1,329.55	264.04-	.00
	ASSET 222816100	COVANCE INC				12.000	641.98	452.88	189.10 L	.00
830	690	40574-00015	00000	06/18/04	08/27/09	2.000	105.82	75.48	30.34 L	.00
	TOTAL-LONG					14.000	747.80	528.36	219.44	.00
	ASSET 229678107	CUBIST PHARMACEUTICALS INC				15.000	314.69	243.23	71.46 S	.00
830	672	40574-00017	00000	04/23/09	08/27/09	5.000	105.42	81.08	24.34 L	.00
830	672	40860-00001	00000	04/23/09	06/04/10	35.000	737.91	603.71	134.20 L	.00
	TOTAL-SHORT					55.000	1,158.02	928.02	71.46	.00
	ASSET 231021106	CUMMINS INC				8.000	357.27	291.77	65.50 S	.00
830	660	40574-00035	00000	06/29/09	08/27/09	11.000	780.88	401.19	379.69 S	.00
830	660	40833-00001	00000	06/29/09	05/10/10	20.000	1,482.17	944.21	537.96 S	.00
830	640	40837-00027	00000	10/08/09	05/12/10	20.000	1,497.56	729.44	768.12 S	.00

REPORT: TMS-TX-23
 BANK 21 PNC BANK (21)
 REGION 80 KENTUCKY
 OFFICE 001 C & E

ACCOUNT 5754008 J E LIPSCOMB JR TUM CHAR
 FROM: 09/01/09 TO: 08/31/10

GAIN/LOSS FEDERAL REPORT INTERNAL USE ONLY

PAGE: 22
 RUN DATE: 11/18/10

TAX CODE	OR-OFF SERIAL	SEQ LOT#	DATES	ACQUIRED	TRADE	UNITS	PROCEEDS	TAX COST	FEDERAL G/L	STATE G/L
	ASSET 231021106									
	TOTAL-SHORT									
	ASSET 232109108					59.000	4,117.88	2,366.61	1,751.27	.00
	830 672 40574-00018	00000	05/08/07	08/27/09		20.000	180.99	460.20	279.21-L	.00
	830 672 40910-00001	00000	05/08/07	07/26/10		60.000	460.27	1,380.60	920.33-L	.00
	TOTAL-LONG									
	ASSET 233293109					80.000	641.26	1,840.80	1,199.54-	.00
	830 660 40574-00037	00000	09/27/06	08/27/09		21.000	525.82	579.18	53.36-L	.00
	TOTAL-LONG									
	ASSET 23335C101					21.000	525.82	579.18	53.36-	.00
	830 672 40574-00019	00000	04/07/09	08/27/09		25.000	673.48	561.90	111.58 S	.00
	TOTAL-SHORT									
	ASSET 247131105					25.000	673.48	561.90	111.58	.00
	830 690 40574-00016	00000	01/22/09	08/27/09		8.000	183.19	117.18	66.01 S	.00
	830 690 40854-00008	00000	01/22/09	05/28/10		2.000	52.05	29.29	22.76 L	.00
	TOTAL-SHORT									
	ASSET 249030107					10.000	235.24	146.47	66.01	.00
	830 640 40652-00002	00000	09/29/08	11/13/09		53.000	1,796.98	1,997.31	200.33-L	.00
	TOTAL-LONG									
	ASSET 25179M103					53.000	1,796.98	1,997.31	200.33-	.00
	830 640 40837-00028	00000	06/09/09	05/12/10		35.000	2,434.55	2,235.50	199.05 S	.00
	830 640 40837-00028	00000	11/19/09	05/12/10		8.000	556.47	553.90	2.57 S	.00
	830 640 40867-00001	00000	11/19/09	06/11/10		13.000	880.83	900.08	19.25-S	.00
	830 640 40867-00001	00000	01/05/10	06/11/10		4.000	271.02	306.03	35.01-S	.00
	830 640 40937-00002	00000	01/05/10	08/20/10		31.000	1,928.65	2,371.76	443.11-S	.00

TAX CODE	OR-OFF SERIAL	SEQ LOT#	DATES	ACQUIRED	TRADE	UNITS	PROCEEDS	TAX COST	FEDERAL G/L	STATE G/L
	ASSET 25179M103		TOTAL-SHORT			91.000	6,071.52	6,367.27	295.75-	.00
830	ASSET 25388B103	DIGITAL RLTY TR INC	00000	10/06/09	06/09/10	16.000	968.88	732.27	236.61 S	.00
			TOTAL-SHORT			16.000	968.88	732.27	236.61	.00
830	ASSET 25388B104	DIGITAL RIV INC	00000	08/19/08	08/27/09	10.000	346.79	426.69	79.90-L	.00
830	690	40574-00017	00000	10/12/09	05/28/10	2.000	55.22	53.03	2.19 S	.00
			TOTAL-SHORT			12.000	402.01	479.72	2.19	.00
			TOTAL-LONG						79.90-	.00
	ASSET 25470M109	DISH NETWORK CORP				46.000	753.00	543.63	209.37 S	.00
830	660	40574-00038	00000	03/27/09	08/27/09	24.000	530.45	283.64	246.81 L	.00
830	660	40838-00002	00000	03/27/09	05/13/10	21.000	464.15	270.18	193.97 L	.00
			TOTAL-SHORT			91.000	1,747.60	1,097.45	209.37	.00
			TOTAL-LONG						440.78	.00
	ASSET 25659T107	DOLBY LABORATORIES INC				20.000	1,366.97	639.32	727.65 L	.00
830	640	40837-00029	00000	11/10/08	05/12/10	24.000	1,513.05	767.19	745.86 L	.00
			TOTAL-LONG			44.000	2,880.02	1,406.51	1,473.51	.00
	ASSET 260003108	DOVER CORP				20.000	1,028.98	1,033.66	4.68-S	.00
830	640	40837-00030	00000	05/04/10	05/12/10	20.000	1,028.98	1,033.66	4.68-	.00
			TOTAL-SHORT			9.000	381.23	528.36	147.13-L	.00
830	660	40574-00039	00000	05/06/08	08/27/09	15.000	977.19	840.26	136.93 S	.00
830	660	40824-00003	00000	02/23/10	04/29/10	1.000	42.53	56.02	13.49-S	.00
830	660	40858-00001	00000	05/06/08	06/02/10	11.000	467.81	645.78	177.97-L	.00
830	660	40858-00001	00000	04/24/08	06/02/10	16.000	680.44	952.41	271.97-L	.00

TAX CODE	OR-OFF	SERIAL	SEQ	LOT#	ACQUIRED	TRADE	UNITS	PROCEEDS	TAX COST	FEDERAL G/L	STATE G/L
830	660	40858-00001	00000	05/22/08	06/02/10		10.000	425.28	614.49	189.21-L	.00
		TOTAL-SHORT					62.000	2,974.48	3,637.32	123.44	.00
		TOTAL-LONG							786.28-		.00
ASSET	26433B107	DUFF & PHELPS CORP CL A					25.000	433.48	393.20	40.28 S	.00
830	672	40574-00020	00000	05/13/09	08/27/09		25.000	433.48	393.20	40.28	.00
		TOTAL-SHORT									
ASSET	26873N108	EMS TECHNOLOGIES INC					35.000	673.73	610.84	62.89 S	.00
830	672	40574-00021	00000	05/12/09	08/27/09		45.000	594.77	786.35	201.58-S	.00
830	672	40644-00001	00000	04/09/09	11/05/09		50.000	660.86	998.43	337.57-S	.00
830	672	40644-00001	00000	02/26/09	11/05/09		130.000	1,929.36	2,405.62	476.26-	.00
		TOTAL-SHORT									
ASSET	26884L109	EQT CORPORATION					9.000	361.25	472.35	111.10-L	.00
830	660	40574-00051	00000	10/02/07	08/27/09		4.000	168.60	209.94	41.34-L	.00
830	660	40595-00001	00000	10/02/07	09/17/09		15.000	632.23	809.08	176.85-L	.00
830	660	40595-00001	00000	11/25/07	09/17/09		10.000	421.49	695.90	274.41-L	.00
830	660	40595-00001	00000	05/07/08	09/17/09		38.000	1,583.57	2,187.27	603.70-	.00
		TOTAL-LONG									
ASSET	269279402	EXCO RESOURCES INC					63.000	1,181.75	1,361.47	179.72-S	.00
830	660	40785-00002	00000	12/21/09	03/23/10		63.000	1,181.75	1,361.47	179.72-	.00
		TOTAL-SHORT									
ASSET	27579R104	EAST WEST BANCORP INC					8.000	75.83	73.57	2.26 S	.00
830	690	40574-00018	00000	05/06/09	08/27/09		7.000	62.87	64.38	1.51-S	.00
830	690	40611-00001	00000	05/06/09	10/05/09		115.000	1,032.94	1,588.02	555.08-L	.00
830	690	40611-00001	00000	05/09/08	10/05/09						

REPORT: TMS-TX-23
 BANK 21 PNC BANK (21)
 REGION 80 KENTUCKY
 OFFICE 001 C & E

ACCOUNT 5754008 J E LIPSCOMB JR TUM CHAR
 FROM: 09/01/09 TO: 08/31/10

GAIN/LOSS FEDERAL REPORT INTERNAL USE ONLY

PAGE: 25
 RUN DATE: 11/18/10

TAX CODE	OR-OFF SERIAL	SEQ LOT#	DATES	ACQUIRED	TRADE	UNITS	PROCEEDS	TAX COST	FEDERAL G/L	STATE G/L
			TOTAL-SHORT			130.000	1,171.64	1,725.97	.75	.00
			TOTAL-LONG						555.08-	.00
ASSET 830	278058102		EATON CORP			5.000	272.59	463.49	190.90-L	.00
830	660	40574-00042	00000	08/22/07	08/27/09	3.000	163.55	279.09	115.54-L	.00
830	640	40837-00031	00000	04/13/10	05/12/10	17.000	1,299.45	1,347.25	47.80-S	.00
			TOTAL-SHORT			25.000	1,735.59	2,089.83	47.80-	.00
			TOTAL-LONG						306.44-	.00
ASSET 830	278265103		EATON VANCE CORP			26.000	738.38	487.76	250.62 L	.00
830	690	40574-00019	00000	06/18/04	08/27/09	26.000	738.38	487.76	250.62	.00
			TOTAL-LONG							
ASSET 830	278642103		EBAY INC			66.000	1,570.76	1,480.30	90.46 S	.00
830	640	40707-00001	00000	08/11/09	01/04/10	28.000	666.38	871.08	204.70-L	.00
830	640	40707-00001	00000	05/12/08	01/04/10	54.000	1,206.87	1,679.94	473.07-L	.00
830	640	40935-00002	00000	05/12/08	05/12/10	32.000	714.43	718.01	3.58-S	.00
830	640	40935-00002	00000	06/11/10	08/18/10	62.000	1,384.22	1,928.83	544.61-L	.00
			TOTAL-SHORT			242.000	5,542.66	6,678.16	86.88	.00
			TOTAL-LONG						1,222.38-	.00
ASSET 830	278856109		ECLIPSYS CORP			30.000	516.59	426.39	90.20 L	.00
830	672	40574-00022	00000	08/04/06	08/27/09	15.000	258.29	219.16	39.13 L	.00
830	672	40574-00022	00000	08/07/06	08/27/09	45.000	774.88	645.55	129.33	.00
			TOTAL-LONG							
ASSET 830	281020107		EDISON INTL			26.000	879.03	1,233.18	354.15-L	.00
830	660	40574-00043	00000	09/09/05	08/27/09					

REPORT: TMS-TX-23
 BANK: 21 PNC BANK (21)
 REGION: 80 KENTUCKY
 OFFICE: 001 C & E

ACCOUNT: 5754008 J E LIPSCOMB JR TUM CHAR
 FROM: 09/01/09 TO: 08/31/10

GAIN/LOSS FEDERAL REPORT INTERNAL USE ONLY
 RUN DATE: 11/18/10
 PAGE: 26

TAX CODE	DR-OFF SERIAL	SEQ. LOT#	DATES	ACQUIRED	TRADE	UNITS	PROCEEDS	TAX COST	FEDERAL G/L	STATE G/L
ASSET 281020107						26.000	879.03	1,233.18	354.15-	.00
TOTAL-LONG										
ASSET 28176E108 EDWARDS LIFESCIENCES CORP						1.000	63.17	47.00	16.17 L	.00
830	660	40574-00044	00000	08/21/07	08/27/09	8.000	505.34	376.07	129.27 L	.00
830	660	40574-00044	00000	08/08/07	08/27/09	7.000	643.03	329.07	313.96 L	.00
830	660	40729-00003	00000	08/08/07	01/26/10	3.000	275.58	146.15	129.43 L	.00
830	660	40764-00002	00000	10/24/07	01/26/10	17.000	1,608.21	828.15	780.06 L	.00
TOTAL-LONG						36.000	3,095.33	1,726.44	1,368.89	.00
ASSET 291011104 EMERSON ELECTRIC CO						64.000	2,564.51	1,980.36	584.15 S	.00
830	640	40629-00003	00000	04/02/09	10/21/09	64.000	2,564.51	1,980.36	584.15	.00
TOTAL-SHORT										
ASSET 29266R108 ENERGIZER HLDGS INC						2.000	130.69	179.09	48.40-L	.00
830	660	40574-00045	00000	02/12/08	08/27/09	6.000	383.72	537.28	153.56-L	.00
830	660	40616-00002	00000	02/12/08	10/07/09	8.000	514.41	716.37	201.96-	.00
TOTAL-LONG										
ASSET 29358Q109 ENSCO PLC ADS						45.000	1,921.31	1,897.88	23.43 S	.00
830	640	40708-00002	00000	01/22/09	01/05/10	11.000	467.38	463.92	3.46 L	.00
830	640	40837-00033	00000	01/22/09	05/12/10	12.000	509.87	506.10	3.77 L	.00
830	640	40837-00033	00000	10/28/08	05/12/10	26.000	1,090.77	1,096.55	5.78-L	.00
830	640	40936-00001	00000	10/28/08	08/19/10	94.000	3,989.33	3,964.45	23.43	.00
TOTAL-SHORT									1.45	.00
ASSET 29366G103 ENTERGY CORP NEW						8.000	641.18	851.22	210.04-L	.00
830	610	40574-00018	00000	02/11/08	08/27/09	13.000	1,040.36	978.12	62.24 L	.00
830	660	40574-00047	00000	09/09/05	08/27/09	16.000	1,263.13	1,203.84	59.29 L	.00
830	660	40587-00001	00000	09/09/05	09/09/09	5.000	394.73	450.00	55.27-S	.00
830	660	40587-00001	00000	09/23/08	09/09/09	15.000	1,184.59	1,349.99	165.40-L	.00
830	660	40617-00001	00000	09/23/08	10/08/09	8.000	631.78	831.91	200.13-L	.00
830	660	40617-00001	00000	02/26/08	10/08/09	2.000	161.51	212.80	51.29-L	.00
830	610	40725-00002	00000	02/11/08	01/20/10	9.000	726.77	1,079.99	353.22-L	.00
830	610	40725-00002	00000	05/22/08	01/20/10					

ACCOUNT 5754008 J E LIPSCOMB JR TUM CHAR
 FROM: 09/01/09 TO: 08/31/10

GAIN/LOSS FEDERAL REPORT INTERNAL USE ONLY
 RUN DATE: 11/18/10
 PAGE: 28

TAX CODE	OR-OFF SERIAL	SEQ LOT#	DATES ACQUIRED	TRADE	UNITS	PROCEEDS	TAX COST	FEDERAL G/L	STATE G/L
			TOTAL--SHORT		40.000	2,497.28	2,112.32	384.96	.00
ASSET 830	302941109	FII CONSULTING INC	640 40722-00002 00000 08/25/08 01/19/10		42.000	1,814.41	3,071.99	1,257.58-L	.00
			TOTAL--LONG		42.000	1,814.41	3,071.99	1,257.58-	.00
ASSET 830	313747206	FEDERAL REALTY INVNT TRUST	660 40574-00048 00000 03/03/09 08/27/09		6.000	362.21	239.60	122.61 S	.00
ASSET 830	660 40707-00002 00000 03/03/09 01/04/10	SH BEN INT NEW REIT	660 40707-00002 00000 03/03/09 01/04/10		6.000	404.09	239.90	164.49 S	.00
ASSET 830	660 40707-00002 00000 03/17/09 01/04/10		660 40707-00002 00000 03/17/09 01/04/10		17.000	1,144.94	745.54	399.60 S	.00
			TOTAL--SHORT		29.000	1,911.24	1,224.54	686.70	.00
ASSET 830	315616102	F5 NETWORKS INC	640 40837-00035 00000 01/27/10 05/12/10		17.000	1,235.70	877.04	358.66 S	.00
			TOTAL--SHORT		17.000	1,235.70	877.04	358.66	.00
ASSET 830	316773100	FIFTH THIRD BANCORP	660 40837-00003 00000 02/09/10 05/12/10		70.000	1,031.22	810.78	220.44 S	.00
			TOTAL--SHORT		70.000	1,031.22	810.78	220.44	.00
ASSET 830	319829107	FIRST COMMONWEALTH FINANCIAL CRP (PA)	672 40574-00023 00000 03/10/09 08/27/09		35.000	222.94	258.62	35.68-S	.00
ASSET 830	672 40910-00002 00000 03/10/09 07/26/10		672 40910-00002 00000 03/10/09 07/26/10		85.000	434.42	628.06	193.64-L	.00
			TOTAL--SHORT		120.000	657.36	886.68	35.68-	.00
			TOTAL--LONG					193.64-	.00
ASSET 833	320517105	FIRST HORIZON NATL CORP	660 40713-00001 00000 11/18/09 01/13/10		.647	8.96	8.02	.94 S	.00
ASSET 833	660 40802-00001 00000 11/18/09 04/12/10		660 40802-00001 00000 11/18/09 04/12/10		.616	9.19	7.52	1.67 S	.00
ASSET 833	660 40907-00001 00000 11/18/09 07/26/10		660 40907-00001 00000 11/18/09 07/26/10		.444	5.12	5.35	.23-S	.00

REPORT: TMS-TX-23
 BANK: 21 PNC BANK (21)
 REGION: 80 KENTUCKY
 OFFICE: 001 C & E

ACCOUNT: 5754008 J E LIPSCOMB JR TUM CHAR
 FROM: 09/01/09 TO: 08/31/10

PAGE: 29
 RUN DATE: 11/18/10

TAX CODE	OR-OFF SERIAL	SEQ LOT#	DATES	ACQUIRED	TRADE	UNITS	PROCEEDS	TAX COST	FEDERAL G/L	STATE G/L
ASSET 320517105						1.707	23.27	20.89	2.38	.00
TOTAL--SHORT										
ASSET 336433107 FIRST SOLAR INC						7.000	898.01	1,507.77	609.76-L	.00
ASSET 640 40837-00036 00000 11/19/07 05/12/10						7.000	898.01	1,507.77	609.76-	.00
TOTAL--LONG										
ASSET 337932107 FIRSTENERGY CORP						3.000	135.72	158.10	22.38-L	.00
ASSET 660 40574-00050 00000 09/09/05 08/27/09						4.000	180.95	242.16	61.21-L	.00
ASSET 660 40574-00050 00000 02/01/07 08/27/09						7.000	316.67	400.26	83.59-	.00
TOTAL--LONG										
ASSET 343412102 FLUOR CORP						11.000	589.80	517.00	72.80 L	.00
ASSET 610 40574-00021 00000 04/27/06 08/27/09						44.000	1,965.38	2,484.50	519.12-L	.00
ASSET 640 40653-00006 00000 07/26/07 11/16/09						30.000	1,575.58	1,518.22	142.84-S	.00
ASSET 660 40847-00001 00000 05/05/10 05/24/10						85.000	3,930.56	4,519.72	142.84-	.00
TOTAL--SHORT										
TOTAL--LONG										
ASSET 344419106 FOMENTO ECONOMICO MEXICANO SAB						21.000	801.75	917.15	115.40-L	.00
ASSET 610 40574-00022 00000 04/21/08 08/27/09						7.000	332.24	305.72	26.52 L	.00
ASSET 610 40679-00002 00000 04/21/08 12/10/09						28.000	1,133.99	1,222.87	88.88-	.00
TOTAL--LONG										
ASSET 346375108 FORM FACTOR INC						15.000	329.99	293.04	36.95 S	.00
ASSET 672 40574-00024 00000 07/06/09 08/27/09						50.000	549.00	860.78	311.78-S	.00
ASSET 672 40869-00001 00000 11/06/09 06/15/10						30.000	329.40	570.25	240.85-S	.00
ASSET 672 40869-00001 00000 04/07/10 06/15/10						20.000	219.60	390.71	171.11-S	.00
ASSET 672 40869-00001 00000 07/06/09 06/15/10						25.000	274.51	574.15	299.64-S	.00
ASSET 672 40869-00001 00000 07/31/09 06/15/10						140.000	1,702.50	2,688.93	986.43-	.00
TOTAL--SHORT										
ASSET 349631101 FORTUNE BRANDS INC						3.000	121.08	206.53	85.45-L	.00
ASSET 660 40574-00052 00000 01/25/08 08/27/09						4.000	161.43	286.88	125.45-L	.00
ASSET 660 40574-00052 00000 06/29/07 08/27/09						1.000	40.36	82.74	42.38-L	.00

REPORT: TMS-TX-23
 BANK 21 PNC BANK (21)
 REGION 80 KENTUCKY
 OFFICE 001 C & E

ACCOUNT

GAIN/LOSS FEDERAL REPORT INTERNAL USE ONLY
 5754008 J E LIPSCOMB JR TUW CHAR
 FROM: 09/01/09 TO: 08/31/10

PAGE: 30
 RUN DATE: 11/18/10

TAX CODE	OR-OFF	SERIAL	SEQ	LOT#	ACQUIRED	TRADE	UNITS	PROCEEDS	TAX COST	GAIN / LOSS	FEDERAL	G/L	STATE
830	660	40675-00002	00000	06/29/07	12/08/09	19.000	746.90	1,588.01	841.11-L	1,485.23-			
830	660	40675-00002	00000	06/25/07	12/08/09	36.000	1,423.57	2,908.80	1,485.23-				
TOTAL-LONG													
ASSET 354613101	FRANKLIN RESOURCES INC												
830	610	40574-00023	00000	05/29/08	08/27/09	7.000	645.94	698.38	52.44-L				
830	640	40837-00037	00000	08/20/09	05/12/10	9.000	993.58	834.21	159.37 S				
TOTAL-SHORT													
TOTAL-LONG													
ASSET 35906A108	FRONTIER COMMUNICATIONS CO												
833	636	40897-00001	00000	03/16/07	07/16/10	.602	4.40	5.71	1.31-L				
830	636	40914-00003	00000	05/21/10	07/28/10	6.001	46.57	43.75	2.82 S				
830	636	40914-00003	00000	03/16/07	07/28/10	8.999	69.83	85.34	15.51-L				
TOTAL-SHORT													
TOTAL-LONG													
ASSET 36106P101	FURIEUX PHARMACEUTICALS INC												
833	690	40874-00001	00000	06/18/04	06/23/10	.583	6.44	4.04	2.40 L				
830	690	40876-00002	00000	06/18/04	06/22/10	7.000	73.50	48.46	25.04 L				
TOTAL-LONG													
ASSET 36159R103	THE GEO GROUP INC												
830	672	40574-00025	00000	07/18/06	08/27/09	35.000	627.88	451.02	176.86 L				
TOTAL-LONG													
ASSET 36467W109	GAMESTOP CORP CL A												
830	640	40714-00004	00000	06/29/07	01/11/10	124.000	2,511.18	4,920.59	2,409.41-L				
TOTAL-LONG													
ASSET 36866T103	GEN PROBE INC												
830	640	40837-00038	00000	10/12/07	05/12/10	18.000	818.62	1,282.01	463.39-L				

REPORT: TMS-TX-23
 BANK: 21 PNC BANK (21)
 REGION: 80 KENTUCKY
 OFFICE: 001 C & E

ACCOUNT: 5754008 J E LIPSCOMB JR TUM CHAR
 FROM: 09/01/09 TO: 08/31/10

GAIN/LOSS FEDERAL REPORT INTERNAL USE ONLY
 RUN DATE: 11/18/10

TAX CODE	OR-OFF SERIAL (CONT'D)	SEQ LOT#	ACQUIRED	TRADE	UNITS	PROCEEDS	TAX COST	FEDERAL G/L	STATE G/L
			TOTAL-LONG		18.000	818.62	1,282.01	463.39-	.00
ASSET	369550108		GENERAL DYNAMICS CORP		10.000	594.48	538.81	55.67 S	.00
830	610	40574-00024	00000 05/07/09	08/27/09	2.000	118.90	179.76	60.86-L	.00
			TOTAL-SHORT		12.000	713.36	718.57	55.67	.00
			TOTAL-LONG		79.000	1,110.71	3,594.96	2,484.25-L	.00
ASSET	369604103		GENERAL ELECTRIC CO		15.000	248.12	682.59	434.47-L	.00
830	610	40574-00025	00000 11/16/99	08/27/09	94.000	1,358.83	4,277.55	2,918.72-	.00
830	610	40727-00001	00000 11/16/99	01/22/10					
			TOTAL-LONG		40.000	917.17	875.25	41.92 L	.00
ASSET	371532102		GENESCO INC		40.000	917.17	875.25	41.92	.00
830	672	40574-00026	00000 03/13/08	08/27/09					
			TOTAL-LONG		20.000	581.98	529.14	52.84 S	.00
ASSET	37243V100		GENOPTIX INC		15.000	276.51	396.86	120.35-L	.00
830	672	40872-00002	00000 05/06/09	08/27/09	35.000	645.20	1,180.02	534.82-L	.00
830	672	40872-00002	00000 01/14/09	06/16/10					
			TOTAL-SHORT		70.000	1,503.69	2,106.02	52.84	.00
			TOTAL-LONG		70.000	162.15	291.73	129.58-S	.00
ASSET	377341102		GLEACHER & CO INC		95.000	220.07	585.11	365.04-S	.00
830	672	40903-00002	00000 05/04/10	07/19/10					
830	672	40903-00002	00000 07/29/09	07/19/10					
			TOTAL-SHORT		165.000	382.22	876.84	494.62-	.00
ASSET	37940X102		GLOBAL PAYMENTS INC-W/I		14.000	603.38	328.58	274.80 L	.00
830	690	40574-00021	00000 06/18/04	08/27/09					

REPORT: TMS-TX-23
 BANK 21 PNC BANK (21)
 REGION 80 KENTUCKY
 OFFICE 001 C & E

ACCOUNT 5754008 J E LIPSCOMB JR TUM CHAR
 FROM: 09/01/09 TO: 08/31/10

GAIN/LOSS FEDERAL REPORT INTERNAL USE ONLY

PAGE: 32
 RUN DATE: 11/18/10

TAX CODE	OR-OFF SERIAL	SEQ LOT#	DATES	ACQUIRED	TRADE	UNITS	PROCEEDS	TAX COST	FEDERAL G/L	STATE G/L
	ASSET 37940X102		TOTAL-LONG			14.000	603.38	328.58	274.80	.00
	ASSET 38141G104		TOTAL-LONG			22.000	3,602.67	1,891.99	1,710.68	.00
	ASSET 38259P508		TOTAL-LONG			22.000	3,602.67	1,891.99	1,710.68	.00
	ASSET 40636-00001		GOOGLE INC-CL A			2.000	1,085.06	361.39	723.67	.00
	830 640 40637-00039		00000 03/22/05		10/28/09	9.000	4,533.22	1,626.25	2,906.97	.00
	830 640 40837-00039		00000 03/22/05		05/12/10	1.000	503.69	373.90	129.79	.00
	ASSET 384313102		TOTAL-LONG			12.000	6,121.97	2,361.54	3,760.43	.00
	ASSET 40574-00028		GRAFTECH INTERNATIONAL LTD			35.000	506.43	353.22	153.21	.00
	830 672 40837-00040		00000 05/05/09		08/27/09	72.000	1,221.81	1,086.52	135.29	.00
	830 640 40837-00040		00000 08/14/09		05/12/10	107.000	1,728.24	1,439.74	288.50	.00
	ASSET 387328107		TOTAL-SHORT			10.000	323.49	530.58	207.09	.00
	830 690 40574-00022		GRANITE CONSTRUCTION INC			35.000	1,059.04	1,857.05	798.01	.00
	830 690 40739-00001		00000 09/26/07		02/03/10	45.000	1,382.53	2,387.63	1,005.10	.00
	ASSET 401617105		TOTAL-LONG			30.000	1,234.77	1,070.69	164.08	.00
	830 640 40837-00041		GUESS INC			30.000	1,234.77	1,070.69	164.08	.00
	ASSET 404280406		TOTAL-LONG			14.000	757.38	258.83	498.55	.00
	830 610 40574-00026		HSBC HLDGS PLC			6.000	324.59	503.04	178.45	.00
	830 610 40574-00026		SPONSORED ADR NEW							

REPORT: TMS-TX-23
 BANK 21 PNC BANK (21)
 REGION 80 KENTUCKY
 OFFICE 001 C & E

ACCOUNT 5754008 J E LIPSCOMB JR TOW CHAR
 FROM: 09/01/09 TO: 08/31/10

GAIN/LOSS FEDERAL REPORT INTERNAL USE ONLY
 5754008 J E LIPSCOMB JR TOW CHAR
 FROM: 09/01/09 TO: 08/31/10

PAGE: 33
 RUN DATE: 11/18/10

TAX CODE	OR-OFF SERIAL ASSET	SEQ LOT#	DATES (CONT'D)	ACQUIRED	TRADE	UNITS	PROCEEDS	TAX COST	FEDERAL G/L	STATE G/L
			TOTAL-SHORT							
			TOTAL-LONG							
ASSET	406216101		HALLIBURTON CO							
830	610	40574-00027	00000	02/11/08	08/27/09	24.000	572.15	827.42	255.27-L	.00
830	610	40574-00027	00000	07/10/06	08/27/09	8.000	190.71	292.22	101.51-L	.00
830	640	40837-00042	00000	06/17/09	05/12/10	55.000	1,591.12	1,195.41	391.71 S	.00
			TOTAL-SHORT			87.000	2,353.98	2,319.05	391.71	.00
			TOTAL-LONG						356.78-	.00
ASSET	411511306		HARBOR INTERNATIONAL FUND							
831	000	40832-00002	00000	12/31/04	05/11/10	466.654	24,000.00	19,926.13	4,073.87 L	.00
			TOTAL-LONG			466.654	24,000.00	19,926.13	4,073.87	.00
ASSET	412822108		HARLEY DAVIDSON INC							
830	660	40896-00004	00000	12/10/09	07/12/10	23.000	542.93	625.98	83.05-S	.00
830	660	40929-00002	00000	12/10/09	08/12/10	13.000	334.63	353.82	19.19-S	.00
830	660	40929-00002	00000	11/23/09	08/12/10	46.000	1,184.08	1,318.75	134.67-S	.00
			TOTAL-SHORT			82.000	2,061.64	2,298.55	236.91-	.00
ASSET	415864107		HARSCO CORP							
830	690	40574-00023	00000	10/21/05	08/27/09	6.000	187.79	182.54	5.25 L	.00
			TOTAL-LONG			6.000	187.79	182.54	5.25	.00
ASSET	416515104		HARTFORD FINL SVCS GROUP INC							
830	660	40574-00053	00000	07/24/09	08/27/09	27.000	622.33	409.49	212.84 S	.00
			TOTAL-SHORT			27.000	622.33	409.49	212.84	.00
ASSET	42210P102		HEADWATERS INC							
830	690	40574-00024	00000	05/04/09	08/27/09	46.000	168.35	122.04	46.31 S	.00
830	690	40608-00001	00000	05/04/09	09/30/09	34.000	131.69	90.21	41.48 S	.00
830	690	40608-00001	00000	08/21/06	09/30/09	15.000	58.10	327.80	269.70-L	.00
830	690	40608-00001	00000	03/23/05	09/30/09	50.000	193.66	1,640.72	1,447.06-L	.00
830	690	40608-00001	00000	05/09/06	09/30/09	20.000	77.46	721.83	644.37-L	.00

REPORT: TMS-TX-23
 BANK 21 PNC BANK (21)
 REGION 80 KENTUCKY
 OFFICE 001 C & E

ACCOUNT

GAIN/LOSS FEDERAL REPORT INTERNAL USE ONLY

5756008 J E LIPSCOMB JR TUM CHAR
 FROM: 09/01/09 TO: 08/31/10

PAGE: 34
 RUN DATE: 11/18/10

TAX CODE	OR-OFF	SERIAL	SEQ LOT#	DATES	ACQUIRED	TRADE	UNITS	PROCEEDS	TAX COST	FEDERAL G/L	STATE G/L
				TOTAL-SHORT			165.000	629.26	2,902.60	87.79	.00
				TOTAL-LONG						2,361.13-	.00
ASSET	42217K106	HEALTH CARE REIT INC									
830	660	40574-00054	00000	03/17/09	08/27/09		5.000	209.89	152.71	57.18 S	.00
830	660	40574-00054	00000	02/24/09	08/27/09		4.000	167.92	132.47	35.45 S	.00
830	660	40587-00003	00000	02/24/09	09/09/09		31.000	1,267.95	1,026.68	241.27 S	.00
				TOTAL-SHORT			40.000	1,645.76	1,311.86	333.90	.00
ASSET	42245I100	HEALTHWAYS INC									
830	690	40574-00025	00000	10/14/04	08/27/09		20.000	265.59	540.88	275.29-L	.00
				TOTAL-LONG			20.000	265.59	540.88	275.29-	.00
ASSET	423452101	HELMERICH & PAYNE INC									
830	660	40688-00003	00000	10/01/09	12/21/09		33.000	1,337.41	1,271.67	65.74 S	.00
				TOTAL-SHORT			33.000	1,337.41	1,271.67	65.74	.00
ASSET	42822Q100	HEWITT ASSOCIATES INC									
				MERGED 10/01/2010 @ 25.61							
				P/S & SEE 037389103							
830	660	40574-00055	00000	02/18/09	08/27/09		9.000	322.46	276.34	46.12 S	.00
830	660	40588-00001	00000	02/18/09	09/10/09		31.000	1,105.77	951.83	153.94 S	.00
				TOTAL-SHORT			40.000	1,428.23	1,228.17	200.06	.00
ASSET	428291108	HEXCEL CORP									
830	690	40574-00026	00000	07/18/06	08/27/09		15.000	170.54	221.12	50.58-L	.00
830	690	40574-00026	00000	08/22/06	08/27/09		23.000	261.50	356.04	94.54-L	.00
830	690	40854-00013	00000	08/22/06	05/28/10		6.000	96.24	92.88	3.36 L	.00
				TOTAL-LONG			44.000	528.28	670.04	141.76-	.00
ASSET	438516106	HONEYWELL INTL INC									
830	640	40708-00004	00000	05/09/07	01/05/10		88.000	3,555.03	4,984.84	1,429.81-L	.00

REPORT: TMS-TX-23
 BANK 21 PNC BANK (21)
 REGION 80 KENTUCKY
 OFFICE 001 C & E

ACCOUNT 5754008 J E LIPSCOMB JR TOW CHAR
 FROM: 09/01/09 TO: 08/31/10

GAIN/LOSS FEDERAL REPORT INTERNAL USE ONLY
 RUN DATE: 11/18/10
 PAGE: 35

TAX CODE	OR-OFF SERIAL (CONT'D)	SEQ LOT#	DATES ACQUIRED	TRADE	UNITS	PROCEEDS	TAX COST	FEDERAL G/L	STATE G/L
TOTAL-LONG									
ASSET	441060100	HOSPIRA INC			88.000	3,555.03	4,984.84	1,429.81-	.00
830	640	40837-00043	00000	02/04/10	18.000	959.58	908.45	51.13 S	.00
830	640	40915-00002	00000	02/04/10	20.000	1,020.63	1,009.39	11.24 S	.00
TOTAL-SHORT									
ASSET	44107P104	HOSI HOTELS & RESORTS INC			38.000	1,980.21	1,917.84	62.37	.00
833	660	40694-00001	00000	09/11/09	6.90	6.90	6.20	70 S	.00
830	660	40811-00001	00000	09/11/09	67.000	985.60	692.06	293.54 S	.00
830	660	40845-00001	00000	09/11/09	58.000	780.65	599.09	181.56 S	.00
830	660	40845-00001	00000	12/30/09	69.000	928.70	822.87	105.83 S	.00
TOTAL-SHORT									
ASSET	447011107	HUNTSMAN CORP			194.600	2,701.85	2,120.22	581.63	.00
830	672	40574-00029	00000	12/17/08	140.000	1,102.02	423.88	678.14 S	.00
830	660	40721-00005	00000	11/10/09	105.000	1,294.13	885.04	409.09 S	.00
830	672	40748-00001	00000	12/17/08	65.000	752.61	198.80	555.81 L	.00
830	660	40748-00001	00000	03/18/09	65.000	147.22	92.72	54.50 S	.00
830	660	40768-00001	00000	11/10/09	11.000	695.95	466.97	228.98 S	.00
830	660	40795-00001	00000	09/25/09	52.000	705.16	511.87	193.29 S	.00
830	660	40823-00002	00000	09/25/09	34.000	381.53	305.33	76.20 S	.00
830	660	40823-00002	00000	01/26/10	87.000	976.26	1,088.58	112.32 S	.00
TOTAL-SHORT									
ASSET	44919P508	IAC / INTERACTIVECORP-W/I			616.000	6,807.49	4,175.12	2,076.56	.00
830	660	40574-00056	00000	07/13/09	19.000	359.66	305.27	54.39 S	.00
830	660	40764-00004	00000	07/13/09	43.000	1,000.23	690.87	309.36 S	.00
830	660	40929-00003	00000	07/13/09	22.000	553.47	353.47	180.84 L	.00
830	660	40929-00003	00000	10/19/09	62.000	1,505.79	1,177.68	328.11 S	.00

REPORT: TMS-TX-23
 BANK 21 PNC BANK (21)
 REGION 80 KENTUCKY
 OFFICE 001 C & E

ACCOUNT 5754008 J E LIPSCOMB JR TUM CHAR
 FROM: 09/01/09 TO: 08/31/10

GAIN/LOSS FEDERAL REPORT INTERNAL USE ONLY

PAGE: 36
 RUN DATE: 11/18/10

TAX CODE	OR-OFF SERIAL	SEQ LOT#	ACQUIRED	TRADE	UNITS	PROCEEDS	TAX COST	FEDERAL G/L	STATE G/L
	ASSET 44919P508		TOTAL-SHORT		146.000	3,399.99	2,527.29	691.86	.00
			TOTAL-LONG					180.84	.00
ASSET 450911102	ITT CORPORATION			02/05/10	36.000	1,747.52	1,856.34	108.82-S	.00
640	40741-00001	00000	09/30/09					108.82-	.00
			TOTAL-SHORT		15.000	329.09	299.91	29.18 L	.00
ASSET 45103T107	ICON PUB LTD CO				15.000	329.09	299.91	29.18	.00
672	40574-00030	00000	01/17/07	08/27/09					
			TOTAL-LONG		25.000	1,061.48	1,009.11	52.37 S	.00
ASSET 452327109	ILLUMINA INC			05/12/10	25.000	1,061.48	1,009.11	52.37	.00
640	40837-00044	00000	03/15/10					86.16 S	.00
			TOTAL-SHORT		20.000	366.19	280.03	86.16	.00
ASSET 45666Q102	INFORMATICA CORP				20.000	366.19	280.03	86.16	.00
672	40574-00031	00000	03/20/09	08/27/09					
			TOTAL-SHORT		16.000	948.62	995.18	46.56-S	.00
ASSET 456788108	INFOSYS TECHNOLOGIES LTD				16.000	948.62	995.18	46.56-	.00
640	40837-00045	00000	04/20/10	05/12/10					
			TOTAL-SHORT		40.000	151.19	317.60	166.41-L	.00
ASSET 45812P107	INTEGRATED SILICON SOLUTION INC				109.000	485.05	865.46	380.41-L	.00
672	40574-00032	00000	12/17/04	08/27/09					
672	40654-00001	00000	12/17/04	11/17/09					
			TOTAL-LONG		149.000	636.24	1,183.06	546.82-	.00
ASSET 458140100	INTEL CORP				78.000	1,507.70	2,574.00	1,066.30-L	.00
610	40574-00029	00000	03/08/01	08/27/09					
610	40756-00002	00000	03/08/01	02/22/10				134.86-L	.00

REPORT: TMS-TX-23
 BANK: 21 PNC BANK (21)
 REGION: 80 KENTUCKY
 OFFICE: 001 C & E

ACCOUNT: 5754008 J E LIPSCOMB JR TUV CHAR
 FROM: 09/01/09 TO: 08/31/10

GAIN/LOSS FEDERAL REPORT INTERNAL USE ONLY

PAGE: 37
 RUN DATE: 11/18/10

TAX CODE	OR-OFF	SERIAL	SEQ LOT#	DATES	ACQUIRED	TRADE	UNITS	PROCEEDS	TAX COST	FEDERAL G/L	STATE G/L	
ASSET	458140100						89.000	1,735.84	2,937.00	1,201.16-	.00	
TOTAL-LONG												
ASSET	45865V100						14.000	1,724.77	822.75	902.02 L	.00	
830	640	40837-00046	00000	02/25/09	05/12/10		14.000	1,724.77	822.75	902.02	.00	
TOTAL-LONG												
ASSET	46120E602						3.000	668.74	290.80	377.94 S	.00	
830	610	40574-00030	00000	04/03/09	08/27/09		1.000	222.91	287.77	64.86-L	.00	
830	610	40574-00030	00000	05/09/08	08/27/09		5.000	1,765.52	1,326.16	439.36 L	.00	
830	640	40837-00047	00000	05/11/08	05/12/10		9.000	2,657.17	1,904.73	377.94	.00	
TOTAL-SHORT												
TOTAL-LONG											374.50	.00
ASSET	462846106						13.000	385.70	355.35	30.35 L	.00	
830	660	40574-00057	00000	04/08/08	08/27/09		20.000	486.95	546.68	59.73-L	.00	
830	660	40639-00002	00000	04/08/08	11/02/09		25.000	608.68	733.26	124.58-L	.00	
830	660	40639-00002	00000	06/13/08	11/02/09		58.000	1,481.33	1,635.29	153.96-	.00	
TOTAL-LONG												
ASSET	464287598						537.000	30,053.02	25,408.16	4,644.86 S	.00	
830	000	40605-00001	00000	12/24/08	09/29/09		43.000	2,469.46	2,034.54	434.92 L	.00	
830	000	40754-00002	00000	12/24/08	02/18/10		2,557.000	146,846.64	165,565.75	18,719.11-L	.00	
830	000	40754-00002	00000	11/18/04	02/18/10		1,650.000	100,268.80	106,857.50	6,568.70-L	.00	
830	000	40834-00001	00000	11/18/04	05/11/10		4,787.000	279,637.92	299,845.95	4,644.86	.00	
TOTAL-SHORT												
TOTAL-LONG											24,852.89-	.00
ASSET	465741106						10.000	534.78	484.11	50.67 L	.00	
830	690	40574-00027	00000	11/30/06	08/27/09							

REPORT: TMS-TX-23
 BANK 21 PNC BANK (21)
 REGION 80 KENTUCKY
 OFFICE 001 C & E

ACCOUNT 5754008 J E LIPSCOMB JR TUM CHAR
 FROM: 09/01/09 TO: 08/31/10

GAIN/LOSS FEDERAL REPORT INTERNAL USE ONLY
 RUN DATE: 11/18/10

PAGE: 38

TAX CODE OR-OFF SERIAL SEQ LOT# ACQUIRED TRADE
 ASSET 465741106 (CONT'D)

GAIN/LOSS FEDERAL REPORT INTERNAL USE ONLY
 FEDERAL G/L STATE G/L

TOTAL-LONG
 ASSET 46625H100 JPMORGAN CHASE & CO
 830 610 40574-00031 00000 01/13/09 08/27/09
 830 610 40574-00031 00000 06/02/09 08/27/09
 830 636 40601-00003 00000 12/16/08 09/23/09

UNITS PROCEEDS TAX COST FEDERAL G/L STATE G/L
 10.000 534.78 484.11 50.67 .00
 26.000 1,119.53 680.85 438.68 S .00
 10.000 430.59 347.30 83.29 S .00
 9.000 413.29 270.83 142.46 S .00

TOTAL-SHORT
 ASSET 466313103 JABIL CIRCUIT
 830 640 40837-00048 00000 10/14/09 05/12/10

45.000 1,963.41 1,298.98 664.43 .00
 61.000 927.18 936.98 9.80-S .00
 61.000 927.18 936.98 9.80- .00

TOTAL-SHORT
 ASSET 469814107 JACOBS ENGINEERING GROUP INC
 830 640 40658-00002 00000 11/10/08 11/19/09
 830 640 40658-00002 00000 08/10/07 11/19/09

79.000 2,888.52 4,016.69 1,128.17- .00
 43.000 1,572.23 1,602.95 30.72-L .00
 36.000 1,316.29 2,413.74 1,097.45-L .00

TOTAL-LONG
 ASSET 47102V105 JANUS CAPITAL GROUP INC
 830 660 40574-00058 00000 05/13/09 08/27/09

32.000 404.78 298.65 106.13 S .00
 32.000 404.78 298.65 106.13 .00

TOTAL-SHORT
 ASSET 472319102 JEFFRIES GROUP INC
 830 690 40574-00028 00000 06/18/04 08/27/09
 830 690 40854-00014 00000 06/18/04 05/28/10

26.000 591.40 384.28 207.12 .00
 24.000 544.54 354.72 189.82 L .00
 2.000 46.86 29.56 17.30 L .00

TOTAL-LONG
 ASSET 478160104 JOHNSON & JOHNSON
 830 610 40574-00032 00000 06/04/09 08/27/09
 830 610 40574-00032 00000 12/10/04 08/27/09

45.000 2,720.18 2,676.79 42.73 .66 .00
 9.000 544.04 501.31 42.73 S .00
 36.000 2,176.14 2,175.48 .66 L .00

TOTAL-SHORT
 ASSET 478366107 JOHNSON CONTROLS INC
 830 660 40574-00059 00000 03/31/09 08/27/09
 830 660 40739-00001 00000 03/31/09 02/03/10

23.000 565.32 282.33 282.99 S .00
 13.000 385.74 159.57 226.17 S .00

REPORT: TMS-TX-23
 BANK 21 PNC BANK (21)
 REGION 80 KENTUCKY
 OFFICE 001 C & E

ACCOUNT 5754008 J E LIPSCOMB JR TUW CHAR
 FROM: 09/01/09 TO: 08/31/10

GAIN/LOSS FEDERAL REPORT INTERNAL USE ONLY
 RUN DATE: 11/18/10

PAGE: 39

TAX CODE	OR-OFF	SERIAL	SEQ	LOT#	ACQUIRED	TRADE	UNITS	PROCEEDS	TAX COST	FEDERAL	STATE
										G/L	G/L
830	660	40739-00001	00000	02/08/07	02/03/10		13.000	385.75	411.92	26.17-L	.00
830	660	40739-00001	00000	06/08/07	02/03/10		5.000	148.36	182.93	34.57-L	.00
830	660	40802-00002	00000	06/08/07	04/07/10		10.000	327.49	365.85	38.36-L	.00
830	660	40802-00002	00000	06/11/07	04/07/10		15.000	491.24	553.70	62.46-L	.00
830	660	40802-00002	00000	07/27/07	04/07/10		6.000	196.50	221.75	25.25-L	.00
830	660	40802-00002	00000	06/06/07	04/07/10		15.000	491.24	565.09	73.85-L	.00
				TOTAL-SHORT			100.000	2,991.64	2,743.14	509.16	.00
				TOTAL-LONG				260.66-			.00
ASSET	48203R104	JUNIPER NETWORKS INC					102.000	2,840.68	1,610.56	1,230.12 L	.00
830	640	40827-00002	00000	11/25/08	05/04/10		102.000	2,840.68	1,610.56	1,230.12	.00
				TOTAL-LONG							
ASSET	49460W208	KINETIC CONCEPTS INC					12.000	391.66	510.40	118.74-L	.00
830	660	40574-00060	00000	06/12/08	08/27/09		3.000	144.15	127.60	16.55 L	.00
830	660	40795-00002	00000	06/12/08	03/30/10		20.000	961.03	884.99	76.04 L	.00
830	660	40795-00002	00000	06/09/08	03/30/10		15.000	720.77	683.85	36.92 L	.00
				TOTAL-LONG			50.000	2,217.61	2,206.84	10.77	.00
ASSET	500255104	KOHL'S CORP					8.000	418.06	429.35	11.29-S	.00
830	660	40574-00061	00000	09/09/08	08/27/09		26.000	1,497.61	1,395.38	102.23 L	.00
830	660	40612-00003	00000	09/09/08	10/06/09		34.000	1,915.67	1,824.73	11.29-	.00
				TOTAL-SHORT							
				TOTAL-LONG							
ASSET	501889208	LKQ CORP					103.000	1,874.64	1,389.49	485.15 S	.00
830	640	40740-00002	00000	03/02/09	02/04/10		103.000	1,874.64	1,389.49	485.15	.00
				TOTAL-SHORT							
ASSET	512815101	LAMAR ADVERTISING CO					53.000	1,459.99	1,371.45	88.54 S	.00
830	660	40679-00004	00000	09/17/09	12/10/09		53.000	1,459.99	1,371.45	88.54 S	.00

REPORT: TMS-TX-23
 BANK 21 PNC BANK (21)
 REGION 80 KENTUCKY
 OFFICE 001 C & E

ACCOUNT

GAIN/LOSS FEDERAL REPORT INTERNAL USE ONLY
 5754008 J E LIPSCOMB JR TUM CHAR
 FROM: 09/01/09 TO: 08/31/10

PAGE: 40
 RUN DATE: 11/18/10

TAX CODE OR-OFF SERIAL SEQ LOT# ACQUIRED TRADE
 ASSET 512815101 (CONT'D)

GAIN / LOSS INFORMATION STATE G/L

TOTAL-SHORT

UNITS PROCEEDS TAX COST FEDERAL G/L

ASSET 515098101 LANDSTAR SYS INC
 830 672 40574-00033 00000 01/28/05 08/27/09

53.000 1,459.99 1,371.45 88.54 .00

TOTAL-LONG

20.000 709.78 663.40 46.38 L .00

ASSET 518439104 LAUDER ESTEE COS INC
 CL A
 830 610 40574-00033 00000 12/10/04 08/27/09
 830 610 40726-00001 00000 12/10/04 01/21/10

22.000 788.01 1,011.12 223.11-L .00
 9.000 476.91 413.64 63.27 L .00

TOTAL-LONG

31.000 1,264.92 1,424.76 159.84- .00

ASSET 526107107 LENNOX INTERNATIONAL INC
 830 660 40574-00062 00000 05/15/07 08/27/09
 830 660 40619-00001 00000 05/15/07 10/13/09
 830 660 40619-00001 00000 08/07/07 10/13/09
 830 660 40619-00001 00000 07/26/07 10/13/09

7.000 253.39 235.81 17.58 L .00
 8.000 269.49 12.24 L .00
 5.000 176.08 172.18 3.90 L .00
 5.000 176.08 180.00 3.92-L .00

TOTAL-LONG

25.000 887.28 857.48 29.80 .00

ASSET 53217R207 LIFE TIME FITNESS INC
 830 690 40574-00029 00000 04/18/08 08/27/09
 830 690 40854-00015 00000 04/18/08 05/28/10

24.000 731.02 716.01 15.01 L .00
 2.000 74.30 59.67 14.63 L .00

TOTAL-LONG

26.000 805.32 775.68 29.64 .00

ASSET 532791100 LINCARE HOLDINGS INC
 830 672 40574-00034 00000 11/24/08 08/27/09
 830 672 40574-00034 00000 12/08/08 08/27/09
 830 672 40587-00001 00000 12/08/08 09/09/09
 830 672 40587-00001 00000 10/13/08 09/09/09
 833 672 40874-00001 00000 10/13/08 06/23/10

20.000 525.18 433.09 92.09 S .00
 5.000 131.30 117.40 13.90 S .00
 20.000 511.74 469.59 42.15 S .00
 10.000 255.87 267.71 11.84-S .00
 .500 16.22 8.92 7.30 L .00

TOTAL-SHORT

55.500 1,440.31 1,296.71 136.30 .00

TOTAL-LONG

7.30 .00

ASSET 534187109 LINCOLN NATIONAL CORP
 830 660 40574-00063 00000 05/12/09 08/27/09
 830 660 40637-00002 00000 05/12/09 10/29/09

24.000 591.58 386.73 204.85 S .00
 36.000 926.11 580.09 346.02 S .00

REPORT: TMS-TX-23
 BANK 21 PNC BANK (21)
 REGION 80 KENTUCKY
 OFFICE 001 C & E

ACCOUNT 5754008 J E LIPSCOMB JR TUV CHAR
 FROM: 09/01/09 TO: 08/31/10

PAGE: 41
 RUN DATE: 11/18/10

TAX CODE	OR-OFF	SERIAL	SEQ	LOT#	ACQUIRED	TRADE	UNITS	PROCEEDS	TAX COST	GAIN / LOSS	FEDERAL	STATE
											G/L	G/L
830	660	40637-00002	00000	07/28/08	10/29/09	10.000	257.25	442.57	185.32-L		.00	.00
830	660	40637-00002	00000	03/13/08	10/29/09	5.000	128.63	241.33	112.70-L		.00	.00
830	660	40637-00002	00000	02/29/08	10/29/09	15.000	385.88	787.24	401.36-L		.00	.00
830	660	40637-00002	00000	04/04/08	10/29/09	15.000	385.87	823.25	437.38-L		.00	.00
				TOTAL-SHORT		105.000	2,675.32	3,261.21	550.87		.00	.00
				TOTAL-LONG				1,136.76-				
ASSET 830	535678106	LINEAR TECHNOLOGY CORP				34.000	1,000.60	1,230.68	230.08-L		.00	.00
ASSET 830	54318P108	LONGTOP FINL TECHNOLOGIES LTD				34.000	1,000.60	1,230.68	230.08-		.00	.00
ASSET 830	640	40837-00050	00000	03/09/10	05/12/10	31.000	952.61	1,124.78	172.17-S		.00	.00
				TOTAL-SHORT		31.000	952.61	1,124.78	172.17-		.00	.00
ASSET 830	549764108	LUFKIN INDS, INC				15.000	672.58	455.88	216.70 S		.00	.00
ASSET 830	672	40574-00035	00000	03/10/09	08/27/09	15.000	672.58	455.88	216.70		.00	.00
				TOTAL-SHORT		15.000	672.58	455.88	216.70		.00	.00
ASSET 830	550021109	LULULEMON ATHLETICA INC				31.000	1,312.20	978.08	334.12 S		.00	.00
ASSET 830	640	40837-00051	00000	01/21/10	05/12/10	31.000	1,312.20	978.08	334.12		.00	.00
				TOTAL-SHORT		31.000	1,312.20	978.08	334.12		.00	.00
ASSET 830	55261F104	M&T BK CORP				6.000	365.03	308.01	57.02 S		.00	.00
ASSET 830	660	40574-00064	00000	06/29/09	08/27/09	6.000	365.03	308.01	57.02		.00	.00
				TOTAL-SHORT		6.000	365.03	308.01	57.02		.00	.00
ASSET 830	552715104	MEMC ELECTR MATLS INC				81.000	1,003.49	2,711.20	1,707.71-L		.00	.00
ASSET 830	640	40668-00001	00000	02/28/06	12/01/09	81.000	1,003.49	2,711.20	1,707.71-L		.00	.00

REPORT: TMS-TX-23
 BANK 21 PNC BANK (21)
 REGION 80 KENTUCKY
 OFFICE 001 C & E

ACCOUNT 5754008 J E LIPSCOMB JR TUM CHAR
 FROM: 09/01/09 TO: 08/31/10

PAGE: 42
 RUN DATE: 11/18/10

TAX CODE	OR-OFF SERIAL	SEQ LOT#	DATES	ACQUIRED	TRADE	UNITS	PROCEEDS	TAX COST	FEDERAL G/L	STATE G/L	
ASSET 552715104						TOTAL-LONG					
833	556269108		MADDEN STEVEN LTD	03/26/10	05/12/10	.500	18.68	16.46	2.22 S	.00	
ASSET 571748102						TOTAL-SHORT					
830	660	40574-00065	MARSH & MCLENNAN COMPANIES INC	03/16/09	08/27/09	33.000	765.91	641.85	124.06 S	.00	
830	660	40935-00002		03/16/09	08/18/10	5.000	117.61	97.25	20.36 L	.00	
830	660	40935-00002		08/06/09	08/18/10	37.000	870.33	833.69	36.64 L	.00	
ASSET 571837103						TOTAL-SHORT					
830	660	40820-00004	MARSHALL & ILSLEY CORP	02/08/10	04/27/10	95.000	906.84	606.34	300.50 S	.00	
830	660	40938-00001		02/08/10	08/23/10	111.000	695.54	708.45	12.91-S	.00	
ASSET 576323109						TOTAL-SHORT					
830	672	40805-00002	MASTEC INC	09/24/09	04/12/10	50.000	626.79	599.48	27.31 S	.00	
830	672	40805-00002		11/10/09	04/12/10	40.000	501.43	483.66	17.77 S	.00	
ASSET 57636Q104						TOTAL-SHORT					
830	640	40837-00052	MASTERCARD INC CL A	01/04/10	05/12/10	4.000	929.74	1,029.79	100.05-S	.00	
830	640	40860-00001		01/04/10	06/04/10	4.000	796.28	1,029.78	233.50-S	.00	
ASSET 579064106						TOTAL-SHORT					
830	660	40936-00002	MCAFFEE INC	07/08/10	08/19/10	43.000	2,032.15	1,358.80	673.35 S	.00	
TOTAL-LONG						81.000	1,003.49	2,711.20	1,707.71-	.00	
TOTAL-SHORT						500.000	18.68	16.46	2.22 S	.00	
TOTAL						581.000	1,022.17	2,727.66	1,710.02-	.00	

TAX CODE	OR-OFF SERIAL	SEQ LOT#	DATES	ACQUIRED	TRADE	UNITS	PROCEEDS	TAX COST	FEDERAL G/L	STATE G/L
	ASSET 585055106		TOTAL-SHORT			36.000	1,484.60	1,595.22	18.70	.00
			TOTAL-LONG						129.32-	.00
830	ASSET 58733R102	MERCADOLIBRE INC	05/12/10	10/08/09	05/12/10	23.000	1,218.51	955.98	262.53 S	.00
			TOTAL-SHORT			23.000	1,218.51	955.98	262.53	.00
	ASSET 589331107	MERCK & CO INC	11/03/09	06/05/09	08/27/09	13.000	423.53	340.90	82.63 S	.00
		58933Y105		07/01/09	08/27/09	10.000	325.79	280.00	45.79 S	.00
830	610	40574-00037	00000	09/14/04	08/27/09	10.000	325.79	457.10	131.31-L	.00
			TOTAL-SHORT			33.000	1,075.11	1,078.00	128.42	.00
			TOTAL-LONG						131.31-	.00
830	ASSET 59001A102	MERITAGE HOMES CORPORATION	08/27/09	06/18/04	08/27/09	12.000	275.51	400.08	124.57-L	.00
			TOTAL-LONG			12.000	275.51	400.08	124.57-	.00
830	ASSET 594918104	MICROSOFT CORP	08/27/09	10/13/99	08/27/09	78.000	1,901.59	3,607.50	1,705.91-L	.00
			TOTAL-LONG			78.000	1,901.59	3,607.50	1,705.91-	.00
830	ASSET 595017104	MICROCHIP TECHNOLOGY INC	08/27/09	01/18/07	08/27/09	13.000	339.94	462.47	122.53-L	.00
			TOTAL-LONG			13.000	339.94	462.47	122.53-	.00
	ASSET 602675100	MINDRAY MEDICAL INTL LTD ADR								
		ISIN US6026751007								
830	640	40837-00056	00000	11/09/09	05/12/10	28.000	918.39	930.55	12.16-S	.00
830	640	40929-00001	00000	11/09/09	08/12/10	32.000	830.11	1,063.48	233.37-S	.00

REPORT: TMS-TX-23
 BANK: 21 PNC BANK (21)
 REGION: 80 KENTUCKY
 OFFICE: 001 C & E

ACCOUNT: 5754008 J E LIPSCOMB JR TUM CHAR
 FROM: 09/01/09 TO: 08/31/10

PAGE: 46
 RUN DATE: 11/18/10

TAX CODE	OR-OFF SERIAL	SEQ LOT#	DATES	ACQUIRED	TRADE	UNITS	PROCEEDS	TAX COST	FEDERAL G/L	STATE G/L
ASSET 62944T105 TOTAL-LONG						1.000	670.45	561.85	108.60	.00
ASSET 637071101 NATIONAL OILWELL VARCO INC						42.000	1,721.13	1,118.00	603.13 L	.00
830	640	40837	00058	00000	02/27/09 05/12/10	23.000	942.52	702.63	239.89 L	.00
830	640	40837	00058	00000	11/03/08 05/12/10	17.000	658.52	519.33	139.19 L	.00
830	640	40936	00003	00000	11/03/08 08/19/10	20.000	774.72	885.49	110.77-L	.00
TOTAL-LONG						102.000	4,096.89	3,225.45	871.44	.00
ASSET 641069406 NESTLE S.A.						38.000	1,528.70	975.08	553.62 L	.00
830	610	40574	00040	00000	12/10/04 08/27/09	38.000	1,528.70	975.08	553.62	.00
TOTAL-LONG						38.000	1,528.70	975.08	553.62	.00
ASSET 64110D104 NETAPP INC						51.000	1,731.93	1,224.00	507.93 L	.00
830	640	40837	00059	00000	06/17/08 05/12/10	51.000	1,731.93	1,224.00	507.93	.00
TOTAL-LONG						51.000	1,731.93	1,224.00	507.93	.00
ASSET 64110L106 NETFLIX INC						10.000	438.48	278.26	160.22 S	.00
830	672	40574	00038	00000	12/11/08 08/27/09	25.000	1,349.27	695.65	653.62 L	.00
830	672	40686	00001	00000	12/11/08 12/17/09	35.000	1,787.75	973.91	160.22	.00
TOTAL-SHORT						10.000	438.48	278.26	160.22 S	.00
TOTAL-LONG						25.000	1,349.27	695.65	653.62 L	.00
ASSET 64111N101 NETEZZA CORP						35.000	310.44	320.95	10.51-L	.00
830	672	40574	00039	00000	02/01/08 08/27/09	10.000	88.69	95.45	6.76-L	.00
830	672	40574	00039	00000	01/15/08 08/27/09	5.000	44.35	65.80	21.45-L	.00
830	672	40611	00001	00000	01/09/08 08/27/09	30.000	316.34	394.81	78.47-L	.00
TOTAL-LONG						80.000	759.82	877.01	117.19-	.00
ASSET 647581107 NEW ORIENTAL ED & TECHNOLOGY GROUP INC						12.000	1,124.62	883.98	240.64 S	.00
830	640	40837	00060	00000	07/31/09 05/12/10	12.000	1,124.62	883.98	240.64 S	.00
TOTAL-LONG						12.000	1,124.62	883.98	240.64 S	.00

REPORT: TMS-TX-23
 BANK 21 PNC BANK (21)
 REGION 80 KENTUCKY
 OFFICE 001 C & E

ACCOUNT 5754008 J E LIPSCOMB JR TUM CHAR
 FROM: 09/01/09 TO: 08/31/10

GAIN/LOSS FEDERAL REPORT INTERNAL USE ONLY
 RUN DATE: 11/18/10
 PAGE: 48

TAX CODE	OR-OFF	SERIAL	SEQ	LOT#	ACQUIRED	TRADE	UNITS	PROCEEDS	TAX COST	FEDERAL G/L	STATE G/L
830	640	40860-00002	00000	10/10/08	06/04/10		21.000	1,280.75	661.80	618.95	.00
				TOTAL-SHORT			107.000	7,029.67	4,860.46	829.14	.00
				TOTAL-LONG						1,340.07	.00
ASSET 830	672	40574-00040	00000	03/31/09	08/27/09		15.000	508.63	411.46	97.17	.00
				TOTAL-SHORT			15.000	508.63	411.46	97.17	.00
ASSET 830	672	670006105	NOVELL INC	11/05/08	08/27/09		5.000	23.30	23.71	41-S	.00
830	672	40574-00041	00000	07/01/08	08/27/09		75.000	349.49	438.61	89.12-L	.00
830	672	40574-00041	00000	07/01/08	09/24/09		95.000	444.08	555.57	111.49-L	.00
830	672	40502-00002	00000	07/01/08	01/29/10		115.000	528.99	672.53	143.54-L	.00
				TOTAL-SHORT			290.000	1,345.86	1,690.42	344.15-	.00
				TOTAL-LONG							.00
ASSET 830	610	40574-00042	NOVO NORDISK A S	04/21/08	08/27/09		13.000	797.13	888.28	91.15-L	.00
830	640	40837-00062	00000	02/09/10	05/12/10		12.000	964.18	828.68	135.50 S	.00
				TOTAL-SHORT			25.000	1,761.31	1,716.96	135.50	.00
				TOTAL-LONG						91.15-	.00
ASSET 830	67020Y100	NUANCE COMMUNICATIONS INC	00000	02/21/07	05/12/10		101.000	1,691.87	1,512.84	179.03 L	.00
	640	40837-00063	00000	02/21/07	05/12/10		101.000	1,691.87	1,512.84	179.03	.00
				TOTAL-LONG							.00
ASSET 830	670346105	NUCOR CORP	00000	03/03/09	05/12/10		23.000	1,069.94	716.62	353.32 L	.00
	640	40837-00064	00000	03/03/09	05/12/10		23.000	1,069.94	716.62	353.32	.00
				TOTAL-LONG							.00
ASSET 830	670666104	NUVIDIA CORP	00000	11/20/09	05/12/10		71.000	1,042.97	911.81	131.16 S	.00
830	640	40837-00065	00000	11/20/09	08/16/10		80.000	725.78	1,027.39	301.61-S	.00
	640	40931-00002	00000	11/20/09	08/16/10						.00

REPORT: TMS-TX-23
BANK 21 PNC BANK (21)
REGION 80 KENTUCKY
OFFICE 001 C & E

GAIN/LOSS FEDERAL REPORT INTERNAL USE ONLY
5754008 J E LIPSCOMB JR TUM CHAR
FROM: 09/01/09 TO: 08/31/10

PAGE: 49
RUN DATE: 11/18/10

G A I N / L O S S I N F O R M A T I O N

TAX CODE	OR-OFF SERIAL ASSET	SEQ (CONT'D)	DATES	TRADE	UNITS	PROCEEDS	TAX COST	FEDERAL G/L	STATE G/L
			TOTAL-SHORT		151.000	1,768.75	1,939.20	170.45-	.00
ASSET 830	67073Y106	NV ENERGY INC	660 40726-00003 00000	11/03/09 01/21/10	119.000	1,492.63	1,355.61	137.02 S	.00
			TOTAL-SHORT		119.000	1,492.63	1,355.61	137.02	.00
ASSET 830	671074102	OYO GEOSPACE	672 40574-00042 00000	02/08/07 08/27/09	20.000	421.18	1,315.54	894.36-L	.00
ASSET 830	672 40798-00001 00000	02/08/07 04/05/10	672 40798-00001 00000	02/08/07 04/05/10	15.000	674.68	986.66	311.98-L	.00
			TOTAL-LONG		35.000	1,095.86	2,302.20	1,206.34-	.00
ASSET 830	674599105	OCCIDENTAL PETROLEUM CORP	610 40574-00043 00000	12/10/04 08/27/09	15.000	1,093.92	414.45	679.47 L	.00
ASSET 830	640 40837-00066 00000	03/25/10 05/12/10	640 40837-00066 00000	03/25/10 05/12/10	24.000	2,028.20	2,005.30	22.90 S	.00
ASSET 830	640 40914-00005 00000	05/21/10 07/28/10	640 40914-00005 00000	05/21/10 07/28/10	12.000	945.16	948.44	3.28-S	.00
ASSET 830	640 40914-00005 00000	03/25/10 07/28/10	640 40914-00005 00000	03/25/10 07/28/10	2.000	157.53	167.11	9.58-S	.00
			TOTAL-SHORT		53.000	4,224.81	3,535.30	10.04	.00
			TOTAL-LONG				679.47		.00
ASSET 830	675232102	OCEANEERING INTERNATIONAL INC	660 40854-00002 00000	04/16/10 05/28/10	25.000	1,201.08	1,573.77	372.69-S	.00
			TOTAL-SHORT		25.000	1,201.08	1,573.77	372.69-	.00
ASSET 830	678026105	OIL STATES INTERNATIONAL INC	660 40721-00007 00000	09/09/09 01/15/10	25.000	1,008.26	790.38	217.88 S	.00
ASSET 830	660 40743-00003 00000	09/09/09 02/09/10	660 40743-00003 00000	09/09/09 02/09/10	15.000	526.59	474.22	52.37 S	.00
ASSET 830	660 40743-00003 00000	10/12/09 02/09/10	660 40743-00003 00000	10/12/09 02/09/10	22.000	772.32	810.78	38.46-S	.00
			TOTAL-SHORT		62.000	2,307.17	2,075.38	231.79	.00
ASSET 830	68212S109	OMNITURE INC	672 40574-00043 00000	10/23/09 @ \$21.50 P/S	25.000	370.74	307.42	63.32 S	.00
ASSET 830	672 40616-00001 00000	06/19/09 10/07/09	672 40616-00001 00000	06/19/09 10/07/09	30.000	642.58	368.91	273.67 S	.00
ASSET 830	672 40616-00001 00000	06/24/09 10/07/09	672 40616-00001 00000	06/24/09 10/07/09	45.000	963.88	571.50	392.38 S	.00

REPORT: TMS-TX-23
 BANK 21 PNC BANK (21)
 REGION 80 KENTUCKY
 OFFICE 001 C & E

GAIN/LOSS FEDERAL REPORT INTERNAL USE ONLY
 ACCOUNT 5754008 J E LIPSCOMB JR TUM CHAR
 FROM: 09/01/09 TO: 08/31/10

PAGE: 50
 RUN DATE: 11/18/10

TAX CODE	OR-OFF SERIAL	SEQ LOT#	ACQUIRED	TRADE	UNITS	PROCEEDS	TAX COST	FEDERAL G/L	STATE G/L
	ASSET 68212S109				100.000	1,977.20	1,247.83	729.37	.00
	TOTAL-SHORT								
ASSET 682189105	ON SEMICONDUCTOR CORPORATION								
830	660	40574-00072	00000	07/15/09 08/27/09	40.000	315.19	294.40	20.79 S	.00
830	672	40574-00044	00000	04/29/09 08/27/09	75.000	607.48	404.63	202.85 S	.00
	TOTAL-SHORT				115.000	922.67	699.03	223.64	.00
ASSET 682680103	ONEOK INC								
830	690	40574-00033	00000	06/18/04 08/27/09	16.000	559.66	339.52	220.14 L	.00
	TOTAL-LONG				16.000	559.66	339.52	220.14	.00
ASSET 683399109	ONYX PHARMACEUTICALS INC								
830	672	40574-00045	00000	04/23/09 08/27/09	10.000	313.79	263.61	50.18 S	.00
830	672	40918-00001	00000	04/23/09 08/03/10	5.000	132.56	131.80	.76 L	.00
830	672	40918-00001	00000	12/28/09 08/03/10	10.000	265.12	295.39	30.27-S	.00
830	672	40922-00001	00000	12/28/09 08/05/10	5.000	134.20	147.70	13.50-S	.00
830	672	40922-00001	00000	02/13/09 08/05/10	20.000	536.81	662.73	125.92-L	.00
	TOTAL-SHORT				50.000	1,382.48	1,501.23	6.61	.00
	TOTAL-LONG							125.16-	.00
ASSET 68389X105	ORACLE CORP								
830	640	40837-00067	00000	02/11/09 05/12/10	73.000	1,793.57	1,293.15	500.42 L	.00
	TOTAL-LONG				73.000	1,793.57	1,293.15	500.42	.00
ASSET 693511106	PPL CORPORATION								
830	660	40574-00073	00000	09/09/05 08/27/09	25.000	731.23	816.25	85.02-L	.00
	TOTAL-LONG				25.000	731.23	816.25	85.02-	.00
ASSET 695257105	PACTIV CORPORATION								
830	660	40574-00074	00000	07/30/09 08/27/09	13.000	325.12	336.03	10.91-S	.00
830	660	40887-00002	00000	07/30/09 06/30/10	45.000	1,263.80	1,163.19	100.61 S	.00

REPORT: TMS-TX-23
 BANK: 21 PNC BANK (21)
 REGION: 80 KENTUCKY
 OFFICE: 001 C & E

ACCOUNT: 5754008 J E LIPSCOMB JR TUM CHAR
 FROM: 09/01/09 TO: 08/31/10

PAGE: 51
 RUN DATE: 11/18/10

TAX CODE	OR-OFF SERIAL	SEQ LOT#	ACQUIRED	TRADE	UNITS	PROCEEDS	TAX COST	FEDERAL G/L	STATE G/L
ASSET 695257105					TOTAL-SHORT				
ASSET	699173209	PARAMETRIC TECHNOLOGY CORP			58.000	1,588.92	1,499.22	89.70	.00
830	660	40574-00075	00000	06/23/09	41.000	543.64	485.68	57.96	.00
830	660	40830-00005	00000	06/23/09	73.000	1,322.09	864.75	457.34	.00
830	660	40830-00005	00000	07/30/09	71.000	1,285.86	924.42	361.44	.00
ASSET 700159833 RS EMERGING MARKETS FUND					TOTAL-SHORT				
ASSET	701094104	PARKER HANNIFIN CORP			1,069.518	24,000.00	21,155.06	2,844.94	.00
830	660	40574-00076	00000	05/19/09	6.000	294.59	272.06	22.53	.00
830	660	40574-00076	00000	09/19/07	1.000	49.10	77.25	28.15	.00
830	660	40837-00068	00000	03/11/08	34.000	2,341.20	2,122.57	218.33	.00
ASSET 70336T104 PATRIOT COAL CORP					TOTAL-SHORT				
ASSET	704549104	PEABODY ENERGY CORP			41.000	2,684.89	2,472.18	22.53	.00
830	610	40574-00044	00000	07/18/07	3.100	27.93	32.27	4.34	.00
830	610	40574-00044	00000	02/20/07	2.900	26.12	50.12	24.00	.00
ASSET 707569109 PENN NATL GAMING INC					TOTAL-LONG				
ASSET	707569109	PENN NATL GAMING INC			6.000	54.05	82.39	28.34	.00
830	672	40574-00046	00000	07/23/08	15.000	500.23	575.52	75.29	.00
830	672	40584-00001	00000	07/23/08	15.000	500.23	575.52	75.29	.00
830	660	40904-00001	00000	03/26/10	10.000	307.19	291.40	15.79	.00
830	660	40904-00001	00000	09/08/09	30.000	810.55	874.21	63.66	.00
830	660	40904-00001	00000	07/20/10	53.000	1,241.85	1,459.09	217.24	.00

GAIN/LOSS INFORMATION

REPORT: TMS-TX-23
 BANK 21 PNC BANK (21)
 REGION 80 KENTUCKY
 OFFICE 001 C & E

ACCOUNT 5754008 J E LIPSCOMB JR TUV CHAR
 FROM: 09/01/09 TO: 08/31/10

GAIN/LOSS FEDERAL REPORT INTERNAL USE ONLY
 RUN DATE: 11/18/10
 PAGE: 52

TAX OR-OFF SERIAL SEQ LOT# ACQUIRED TRADE
 CODE ASSET 707569109 (CONT'D)

GAIN/LOSS INFORMATION STATE
 FEDERAL G/L G/L

TOTAL-SHORT
 TOTAL-LONG

UNITS PROCEEDS TAX COST FEDERAL G/L STATE G/L

ASSET 708160106 PENNEY J C CO INC
 830 660 40574-00077 00000 04/28/09 08/27/09
 830 660 40705-00004 00000 04/28/09 12/30/09
 830 660 40705-00004 00000 05/07/09 12/30/09
 830 660 40889-00001 00000 03/02/10 07/02/10
 830 660 40889-00001 00000 05/07/09 07/02/10
 830 660 40889-00001 00000 10/06/09 07/02/10

93.000 2,359.59 2,624.70 217.24-
 47.87- .00
 19.000 561.38 524.20 57.18 S
 30.000 805.09 827.69 22.60-S
 4.000 107.35 121.83 14.48-S
 36.000 769.08 1,009.38 240.30-S
 26.000 555.45 791.91 236.46-L
 25.000 534.09 880.50 346.41-S

TOTAL-SHORT
 TOTAL-LONG

140.000 3,352.44 4,155.51 566.61-
 236.46- .00

ASSET 713448108 PEPSICO INC
 830 610 40574-00046 00000 09/20/01 08/27/09
 830 610 40756-00004 00000 09/20/01 02/22/10

35.000 2,019.79 1,709.05 310.74 L
 8.000 497.12 590.64 106.48 L

TOTAL-LONG

43.000 2,516.91 2,099.69 417.22 .00

ASSET 71372U104 PERFECT WORLD CO LTD ADR
 830 640 40795-00001 00000 12/17/09 03/30/10

47.000 1,734.77 1,940.76 205.99-S
 47.000 1,734.77 1,940.76 205.99-

TOTAL-SHORT

96.000 2,006.54 1,685.23 321.31 S
 96.000 2,006.54 1,685.23 321.31

ASSET 714046109 PERKINELMER INC
 830 640 40741-00003 00000 07/01/09 02/05/10

.040 .68 1.04 .36-L
 .040 .68 1.04 .36-

TOTAL-LONG

24.000 482.14 395.52 86.62 L .00

ASSET 71724101 PHARMACEUTICAL PROD DEV INC
 830 690 40574-00034 00000 06/18/04 08/27/09

24.000 482.14 395.52 86.62 L .00

REPORT: TMS-TX-23
 BANK 21 PNC BANK (21)
 REGION 80 KENTUCKY
 OFFICE 001 C & E

GAIN/LOSS FEDERAL REPORT INTERNAL USE ONLY
 5754008 J E LIPSCOMB JR TUW CHAR
 FROM: 09/01/09 TO: 08/31/10

PAGE: 53
 RUN DATE: 11/18/10

TAX OR-OFF SERIAL SEQ LOT# DATES ACQUIRED TRADE
 ASSET 717124101

TOTAL-LONG

ASSET 718172109 PHILIP MORRIS INTERNAT-W/I
 830 610 40574-00047 00000 12/10/04 08/27/09

TOTAL-LONG

ASSET 718592108 PHILLIPS-VAN HEUSEN CORP
 830 690 40574-00035 00000 06/18/04 08/27/09
 830 690 40854-00018 00000 06/18/04 05/28/10

TOTAL-LONG

ASSET 727493108 PLANTRONICS INC NEW
 830 640 40837-00069 00000 03/08/10 05/12/10

TOTAL-SHORT

ASSET 74005P104 PRAXAIR INC
 830 610 40574-00048 00000 03/10/05 08/27/09
 830 610 40574-00048 00000 05/18/06 08/27/09

TOTAL-LONG

ASSET 74144T108 PRICE T ROWE GROUP INC
 830 640 40747-00001 00000 01/31/08 02/10/10
 830 640 40747-00001 00000 11/20/07 02/10/10
 830 640 40837-00070 00000 11/20/07 05/12/10
 830 640 40837-00070 00000 05/08/08 05/12/10

TOTAL-LONG

ASSET 741479109 T ROWE PRICE GROWTH STOCK
 831 000 40784-00001 00000 12/24/08 03/24/10

		G A I N / L O S S		I N F O R M A T I O N		S T A T E	
		U N I T S	P R O C E E D S	T A X C O S T	F E D E R A L G / L	G / L	G / L
TOTAL-LONG		24.000	482.14	395.52	86.62		.00
ASSET 718172109 PHILIP MORRIS INTERNAT-W/I		73.000	3,358.64	2,256.72	1,101.92	L	.00
830 610 40574-00047 00000 12/10/04 08/27/09		73.000	3,358.64	2,256.72	1,101.92		.00
TOTAL-LONG		18.000	668.32	339.12	329.20	L	.00
ASSET 718592108 PHILLIPS-VAN HEUSEN CORP		4.000	218.76	75.36	143.40	L	.00
830 690 40574-00035 00000 06/18/04 08/27/09		4.000	218.76	75.36	143.40		.00
830 690 40854-00018 00000 06/18/04 05/28/10		22.000	887.08	414.48	472.60		.00
TOTAL-LONG		28.000	945.57	891.49	54.08	S	.00
ASSET 727493108 PLANTRONICS INC NEW		28.000	945.57	891.49	54.08		.00
830 640 40837-00069 00000 03/08/10 05/12/10		28.000	945.57	891.49	54.08		.00
TOTAL-SHORT		7.000	538.92	334.57	204.35	L	.00
ASSET 74005P104 PRAXAIR INC		8.000	615.90	435.90	180.00	L	.00
830 610 40574-00048 00000 03/10/05 08/27/09		8.000	615.90	435.90	180.00		.00
830 610 40574-00048 00000 05/18/06 08/27/09		15.000	1,154.82	770.47	384.35		.00
TOTAL-LONG		15.000	1,154.82	770.47	384.35		.00
ASSET 74144T108 PRICE T ROWE GROUP INC		15.000	736.61	747.43	10.82	L	.00
830 640 40747-00001 00000 01/31/08 02/10/10		15.000	736.61	747.43	10.82		.00
830 640 40747-00001 00000 11/20/07 02/10/10		23.000	1,129.47	1,377.74	248.27	L	.00
830 640 40837-00070 00000 11/20/07 05/12/10		54.000	1,862.48	2,036.66	174.18	L	.00
830 640 40837-00070 00000 05/08/08 05/12/10		2.000	109.56	121.15	11.59	L	.00
TOTAL-LONG		74.000	3,838.12	4,282.98	444.86		.00
ASSET 741479109 T ROWE PRICE GROWTH STOCK		527.612	15,000.00	9,876.90	5,123.10	L	.00
831 000 40784-00001 00000 12/24/08 03/24/10		527.612	15,000.00	9,876.90	5,123.10		.00

REPORT: TMS-TX-23
 BANK 21 PNC BANK (21)
 REGION 80 KENTUCKY
 OFFICE 001 C & E

ACCOUNT 5754008 J E LIPSCOMB JR TUW CHAR
 FROM: 09/01/09 TO: 08/31/10

GAIN/LOSS FEDERAL REPORT INTERNAL USE ONLY
 RUN DATE: 11/18/10
 PAGE: 54

TAX CODE	OR-OFF SERIAL	SEQ (CONT'D)	DATES	ACQUIRED	TRADE	UNITS	PROCEEDS	TAX COST	FEDERAL G/L	STATE G/L
	TOTAL-LONG					527.612	15,000.00	9,876.90	5,123.10	.00
ASSET 830	741503403		PRICELINE.COM INC			10.000	2,151.96	2,057.46	94.50 S	.00
830	640	40837-00071	00000	11/16/09	05/12/10	6.000	1,291.18	1,435.10	143.92-S	.00
	TOTAL-SHORT					16.000	3,443.14	3,492.56	49.42-	.00
ASSET 830	741530102		PRIDE INTERNATIONAL INC			87.000	2,906.29	2,039.24	867.05 S	.00
830	640	40714-00005	00000	06/19/09	01/11/10	87.000	2,906.29	2,039.24	867.05	.00
	TOTAL-SHORT					16.000	441.26	320.16	121.10 S	.00
ASSET 830	74251V102		PRINCIPAL FINANCIAL GROUP			42.000	2,217.54	2,385.18	167.64-L	.00
830	660	40574-00078	00000	05/06/09	08/27/09	9.000	571.58	511.11	60.47 L	.00
	TOTAL-LONG					51.000	2,789.12	2,896.29	107.17-	.00
ASSET 830	743315103		PROGRESSIVE CORP OHIO			43.000	709.91	787.36	77.45-S	.00
830	660	40574-00079	00000	09/04/08	08/27/09	32.000	545.64	585.95	40.31-L	.00
830	660	40775-00002	00000	09/04/08	03/11/10	19.000	323.97	358.75	34.78-L	.00
	TOTAL-SHORT					94.000	1,579.52	1,732.06	77.45-	.00
ASSET 830	743674103		PROTECTIVE LIFE CORP			8.000	164.55	40.84	123.71 S	.00
830	690	40574-00036	00000	03/30/09	08/27/09	2.000	43.22	10.21	33.01 L	.00
	TOTAL-LONG					8.000	164.55	40.84	123.71 S	.00

REPORT: TMS-TX-23
 BANK 21 PNC BANK (21)
 REGION 80 KENTUCKY
 OFFICE 001 C & E

ACCOUNT 5754008 J E LIPSCOMB JR TUM CHAR
 FROM: 09/01/09 TO: 08/31/10

GAIN/LOSS FEDERAL REPORT INTERNAL USE ONLY
 PAGE: 55
 RUN DATE: 11/18/10

TAX CODE	OR-OFF SERIAL	SEQ (CONT'D)	DATES	ACQUIRED	TRADE	UNITS	PROCEEDS	TAX COST	FEDERAL G/L	STATE G/L
						10.000	207.77	51.05	123.71	.00
									33.01	.00
						7.000	352.51	640.61	288.10-L	.00
						7.000	352.51	640.61	288.10-	.00
						15.000	417.28	359.82	57.46 S	.00
						25.000	749.44	550.50	198.94 S	.00
						15.000	456.44	359.81	96.63 S	.00
						25.000	760.72	614.36	146.36 S	.00
						80.000	2,383.88	1,884.49	499.39	.00
						73.000	1,447.51	1,356.84	90.67 S	.00
						73.000	1,447.51	1,356.84	90.67	.00
						20.000	939.57	721.93	217.64 L	.00
						69.000	3,187.84	3,321.57	133.73-L	.00
						24.000	913.18	1,022.44	109.26-S	.00
						113.000	5,040.59	5,065.94	109.26-	.00
									83.91	.00
						15.000	820.17	491.24	328.93 L	.00
						15.000	820.17	491.24	328.93	.00
						32.000	1,599.75	1,420.15	179.60 S	.00
						7.000	349.94	311.62	38.32 S	.00
						23.000	350.28	333.71	16.57 S	.00
						19.000	289.36	284.03	5.33 S	.00

ASSET 744320102 PRUDENTIAL FINANCIAL, INC.
 830 610 40574-00050 00000 04/09/07 08/27/09

ASSET 74439H108 PSYCHIATRIC SOLUTIONS INC
 MERGED 11/16/10 @ \$33.75 P/S
 830 672 40574-00047 00000 07/16/09 08/27/09
 830 672 40798-00002 00000 02/24/10 04/05/10
 830 672 40833-00001 00000 07/16/09 05/10/10
 830 672 40833-00001 00000 07/22/09 05/10/10

TOTAL-SHORT
 TOTAL-LONG

ASSET 747277101 QLOGIC CORP
 830 660 40776-00001 00000 12/16/09 03/12/10

TOTAL-SHORT
 TOTAL-LONG

ASSET 747525103 QUALCOMM INC
 830 610 40574-00051 00000 11/29/06 08/27/09
 830 640 40576-00003 00000 06/20/08 08/31/09
 830 640 40837-00072 00000 04/20/10 05/12/10

TOTAL-SHORT
 TOTAL-LONG

ASSET 747582104 QUALITY SYSTEMS INC
 830 672 40574-00048 00000 07/31/06 08/27/09

TOTAL-SHORT
 TOTAL-LONG

ASSET 748356102 QUESTAR CORP
 830 660 40817-00002 00000 01/06/10 04/22/10
 830 660 40817-00002 00000 01/25/10 04/22/10
 830 660 40890-00002 00000 01/25/10 07/06/10
 830 660 40890-00002 00000 01/21/10 07/06/10

REPORT: TMS-TX-23
 BANK 21 PNC BANK (21)
 REGION 80 KENTUCKY
 OFFICE 001 C & E

ACCOUNT 5754008 J E LIPSCOMB JR TUW CHAR
 FROM: 09/01/09 TO: 08/31/10

GAIN/LOSS FEDERAL REPORT INTERNAL USE ONLY
 PAGE: 56
 RUN DATE: 11/18/10

TAX CODE	OR-OFF SERIAL (CONT'D)	SEQ LOT#	DATES ACQUIRED	TRADE	UNITS	PROCEEDS	TAX COST	FEDERAL G/L	STATE G/L
TOTAL-SHORT					81.000	2,589.33	2,349.51	239.82	.00
TOTAL-LONG					25.000	272.49	352.76	80.27-L	.00
TOTAL-LONG					25.000	272.49	352.76	80.27-	.00
ASSET 75281A109 RANGE RES CORP									
830	660	40574-00080	00000 01/09/09	08/27/09	4.000	195.39	145.07	50.32 S	.00
830	660	40574-00080	00000 04/18/07	08/27/09	15.000	732.73	547.84	184.89 L	.00
830	660	40574-00080	00000 11/13/08	08/27/09	1.000	48.85	37.26	11.59 S	.00
830	660	40518-00007	00000 11/13/08	10/12/09	18.000	964.86	670.67	294.19 S	.00
830	660	40682-00002	00000 11/13/08	12/15/09	4.000	188.78	149.04	39.74 L	.00
830	660	40682-00002	00000 11/25/08	12/15/09	14.000	660.75	557.55	103.20 L	.00
830	660	40682-00002	00000 09/05/08	12/15/09	3.000	141.59	130.32	11.27 L	.00
830	660	40881-00007	00000 09/05/08	06/25/10	14.000	602.71	608.17	5.46-L	.00
TOTAL-SHORT					73.000	3,535.66	2,845.92	356.10	.00
TOTAL-LONG					28.000	639.22	478.05	161.17 L	.00
TOTAL-LONG					52.000	1,173.00	1,259.63	203.37 S	.00
TOTAL-LONG					4.000	113.56	68.29	45.27 L	.00
ASSET 754730109 RAYMOND JAMES FINANCIAL INC									
830	690	40574-00037	00000 06/18/04	08/27/09	84.000	2,215.78	1,805.97	203.37	.00
830	690	40854-00020	00000 06/18/04	05/28/10	84.000	2,215.78	1,805.97	206.44	.00
TOTAL-SHORT					25.000	406.48	366.39	40.09 S	.00
TOTAL-LONG					25.000	406.48	366.39	40.09	.00
ASSET 758075402 REDWOOD TR INC									
830	672	40574-00050	00000 06/17/09	08/27/09	10.000	466.08	377.98	88.10 S	.00
TOTAL-SHORT					10.000	466.08	377.98	88.10 S	.00
TOTAL-LONG					10.000	466.08	377.98	88.10 S	.00

TAX CODE	OR-OFF SERIAL	SEQ (CONT'D)	DATES	ACQUIRED	TRADE	UNITS	PROCEEDS	TAX COST	FEDERAL G/L	STATE G/L
ASSET 758750103 TOTAL-SHORT						10.000	466.08	377.98	88.10	.00
ASSET 830	758849103	REGENCY CENTERS CORP	00000	10/01/09	12/23/09	36.000	1,262.48	1,284.54	22.06-S	.00
ASSET 75886F107 REGENERON PHARMACEUTICALS INC						36.000	1,262.48	1,284.54	22.06-	.00
ASSET 830	75886F107	REGENERON PHARMACEUTICALS INC	00000	07/28/09	08/27/09	15.000	339.44	321.49	17.95 S	.00
ASSET 7591E100 REGIONS FINANCIAL CORP						15.000	339.44	321.49	17.95	.00
ASSET 830	40574-00081	00000	05/21/09	08/27/09	60.000	342.60	242.39	100.21 S	.00	
ASSET 830	40596-00001	00000	05/21/09	09/18/09	175.000	1,062.80	706.99	355.81 S	.00	
ASSET 830	40596-00001	00000	08/17/09	09/18/09	87.000	528.36	468.93	59.43 S	.00	
ASSET 759351604 REINSURANCE GROUP OF AMERICA						322.000	1,933.76	1,418.31	515.45	.00
ASSET 830	40574-00038	00000	02/23/09	08/27/09	12.000	516.10	345.50	170.60 S	.00	
ASSET 760759100 REPUBLIC SVCS INC						12.000	516.10	345.50	170.60	.00
ASSET 830	40574-00082	00000	04/04/08	08/27/09	27.000	689.02	669.00	20.02 L	.00	
ASSET 830	40574-00082	00000	11/17/06	08/27/09	3.150	80.38	89.95	9.57-L	.00	
ASSET 830	40574-00082	00000	10/08/07	08/27/09	3.850	98.25	110.21	11.96-L	.00	
ASSET 830	40574-00039	00000	06/18/04	08/27/09	14.000	358.25	404.44	46.19-L	.00	
ASSET 830	40624-00002	00000	10/08/07	10/16/09	20.900	578.72	598.27	19.55-L	.00	
ASSET 830	40624-00002	00000	12/06/06	10/16/09	16.100	445.81	464.75	18.94-L	.00	
ASSET 830	40679-00001	00000	06/18/04	12/10/09	44.250	1,294.77	1,278.34	16.43 L	.00	
ASSET 830	40679-00001	00000	05/09/06	12/10/09	24.750	724.19	748.07	23.88-L	.00	
ASSET 760975102 RESEARCH IN MOTION LTD						154.000	4,269.39	4,363.03	93.64-	.00
ASSET 830	40610-00002	00000	02/06/07	10/02/09	19.000	1,249.56	857.46	392.10 L	.00	
ASSET 830	40610-00002	00000	07/26/07	10/02/09	9.000	591.89	666.46	74.57-L	.00	
ASSET 830	40803-00001	00000	07/26/07	04/08/10	36.000	2,506.86	2,665.84	158.98-L	.00	

TAX CODE	OR-OFF SERIAL	SEQ LOT#	DATES (CONT'D)	ACQUIRED	TRADE	UNITS	PROCEEDS	TAX COST	FEDERAL G/L	STATE G/L
ASSET 760975102 TOTAL-LONG						64.000	4,348.31	4,189.76	158.55	.00
ASSET	76774105	00000	03/13/09	08/27/09	08/27/09	20.000	509.78	313.99	195.79 S	.00
830	672	40574-00053	00000	03/13/09	08/27/09	10.000	185.73	156.99	28.74 L	.00
830	672	40900-00003	00000	03/18/09	07/14/10	30.000	557.19	508.26	48.93 L	.00
830	672	40900-00003	00000	03/31/09	07/14/10	5.000	91.95	91.95	.95 L	.00
830	672	40900-00004	00000	03/31/09	07/14/10	15.000	282.59	275.77	6.82 L	.00
830	672	40900-00004	00000	09/24/09	07/14/10	30.000	565.19	754.17	188.98-S	.00
TOTAL-SHORT						110.000	2,193.34	2,101.11	6.81	.00
TOTAL-LONG						35.000	1,042.98	1,005.47	37.51 S	.00
ASSET	768573107	00000	03/31/10	05/12/10	05/12/10	35.000	1,042.98	1,005.47	37.51 S	.00
830	640	40837-00073	00000	03/31/10	05/12/10	35.000	1,042.98	1,005.47	37.51 S	.00
ASSET 778296103 ROSS STORES INC TOTAL-SHORT						10.000	461.78	250.99	210.79 L	.00
830	660	40574-00083	00000	10/12/05	08/27/09	21.000	972.78	527.07	445.71 L	.00
830	660	40625-00003	00000	10/12/05	10/19/09	10.000	463.23	346.00	117.23 L	.00
830	660	40625-00003	00000	05/07/08	10/19/09	41.000	1,897.79	1,124.06	773.73	.00
TOTAL-LONG						35.000	1,074.47	523.99	550.48 S	.00
ASSET	779376102	00000	02/18/09	08/27/09	08/27/09	35.000	1,074.47	523.99	550.48 S	.00
830	672	40574-00054	00000	02/18/09	08/27/09	35.000	1,074.47	523.99	550.48 S	.00
ASSET 779556109 I ROWE PRICE MID CAP GROWTH TOTAL-SHORT						452.740	22,225.00	23,596.80	1,371.80-S	.00
ASSET	779556109	00000	05/11/10	06/24/10	06/24/10	452.740	22,225.00	23,596.80	1,371.80-S	.00
831	000	40876-00008	00000	05/11/10	06/24/10	452.740	22,225.00	23,596.80	1,371.80-S	.00
TOTAL-SHORT						9.000	495.08	402.72	92.36 S	.00
ASSET	780259206	00000	03/31/09	08/27/09	08/27/09	14.000	770.12	676.52	93.80 S	.00
830	610	40574-00052	00000	10/28/08	08/27/09	4.000	220.03	257.40	37.37-L	.00
830	610	40574-00052	00000	06/27/05	08/27/09	4.000	220.03	257.40	37.37-L	.00

REPORT: TMS-TX-23
 BANK 21 PNC BANK (21)
 REGION 80 KENTUCKY
 OFFICE 001 C & E

ACCOUNT 5754008 J E LIPSCOMB JR TUM CHAR
 FROM: 09/01/09 TO: 08/31/10

GAIN/LOSS FEDERAL REPORT INTERNAL USE ONLY
 PAGE: 59
 RUN DATE: 11/18/10

TAX CODE	OR-OFF SERIAL	SEQ	LOT#	DATES ACQUIRED	TRADE	UNITS	PROCEEDS	TAX COST	FEDERAL G/L	STATE G/L
				TOTAL-SHORT		27.000	1,485.23	1,336.44	186.16	.00
				TOTAL-LONG					37.37-	.00
ASSET 830	783549108			RYDER SYSTEM INC	08/27/09	9.000	347.12	345.67	1.45 S	.00
	660	40574-00084	00000	08/07/09		9.000	347.12	345.67	1.45	.00
				TOTAL-SHORT		14.000	343.13	282.65	60.68 S	.00
				TOTAL-LONG		4.000	132.68	80.70	51.98 L	.00
ASSET 830	78388J106			SBA COMMUNICATIONS CORP (IPO)		18.000	475.81	363.15	60.68	.00
	690	40574-00040	00000	03/05/09		18.000	475.81	363.15	51.98	.00
	690	40854-00021	00000	03/05/09						
				TOTAL-SHORT		47.000	1,062.65	1,062.24	.41 S	.00
				TOTAL-LONG		51.000	994.64	1,152.65	158.01-S	.00
ASSET 830	784117103			SEI INVESTMENT CO	05/12/10	98.000	2,057.29	2,214.89	157.60-	.00
	640	40837-00074	00000	05/06/10		98.000	2,057.29	2,214.89		
	640	40922-00001	00000	05/06/10						
				TOTAL-SHORT		49.000	423.83	628.51	4.68-S	.00
				TOTAL-LONG		82.000	911.03	717.10	193.95 S	.00
ASSET 830	78442P106			SLM CORP	08/27/09	2.000	22.22	18.05	4.17 S	.00
	660	40574-00085	00000	08/04/09		2.000	22.22	18.05		
	660	40661-00004	00000	10/14/09						
	660	40661-00004	00000	11/23/09						
				TOTAL-SHORT		133.000	1,357.08	1,163.66	193.42	.00
				TOTAL-LONG						
ASSET 830	78464R105			SRA INTERNATIONAL INC	08/27/09	18.000	362.15	456.95	94.80-L	.00
	690	40574-00041	00000	04/11/08		18.000	362.15	456.95	7.53-L	.00
	690	40854-00022	00000	04/11/08		2.000	43.24	50.77		
				TOTAL-SHORT		20.000	405.39	507.72	102.33-	.00
				TOTAL-LONG						
ASSET 830	784774101			STEC INC	11/09/09	53.000	708.87	1,884.19	1,175.32-S	.00
	640	40647-00003	00000	08/13/09		53.000	708.87	1,884.19		

REPORT: TMS-TX-23
 BANK 21 PNC BANK (21)
 REGION 80 KENTUCKY
 OFFICE 001 C & E

GAIN/LOSS FEDERAL REPORT INTERNAL USE ONLY
 ACCOUNT 5754008 J E LIPSCOMB JR TUM CHAR
 FROM: 09/01/09 TO: 08/31/10

PAGE: 60
 RUN DATE: 11/18/10

TAX OR-OFF SERIAL SEQ LOT# ACQUIRED TRADE
 ASSET 784774101 (CONT'D)

GAIN / LOSS INFORMATION STATE
 FEDERAL G/L

TAX CODE	OR-OFF SERIAL	SEQ LOT#	ACQUIRED	TRADE	UNITS	PROCEEDS	TAX COST	FEDERAL G/L	STATE G/L
TOTAL-SHORT									
ASSET 786514208 SAFEWAY INC									
	660	40574-00086	00000	06/29/09	08/27/09				
	660	40510-00003	00000	06/29/09	10/02/09				
	660	40937-00001	00000	03/19/10	08/20/10				
	660	40937-00001	00000	02/26/10	08/20/10				
TOTAL-SHORT									
ASSET 792228108 ST MARY LD & EXPL CO									
	690	40574-00042	00000	11/04/08	08/27/09				
	690	40813-00001	00000	11/04/08	04/20/10				
	690	40813-00001	00000	06/12/08	04/20/10				
TOTAL-SHORT									
ASSET 806857108 SCHLUMBERGER LTD									
	610	40574-00053	00000	08/27/08	08/27/09				
	640	40776-00001	00000	06/16/09	03/12/10				
TOTAL-SHORT									
ASSET 807863105 SCHOOL SPECIALTY INC									
	690	40942-00002	00000	08/27/09	08/25/10				
	690	40942-00002	00000	09/17/04	08/25/10				
TOTAL-SHORT									
ASSET 810186106 THE SCOTTS MIRACLE-GRO COMPANY									
	690	40574-00044	00000	06/18/04	08/27/09				
TOTAL-LONG									

UNITS	PROCEEDS	TAX COST	FEDERAL G/L	STATE G/L
53.000	708.87	1,884.19	1,175.32-	.00
16.000	312.79	327.95	15.16-S	.00
53.000	1,050.27	1,086.34	36.07-S	.00
41.000	811.53	998.98	187.45-S	.00
56.000	1,108.43	1,400.00	291.57-S	.00
166.000	3,283.02	3,813.27	530.25-	.00
20.000	538.98	498.88	40.10 S	.00
30.000	1,186.98	748.33	438.65 L	.00
25.000	989.15	1,449.18	460.03-L	.00
75.000	2,715.11	2,696.39	40.10	.00
			21.58-	.00
9.000	502.45	878.69	376.24-S	.00
48.000	3,076.56	2,749.18	327.58 S	.00
57.000	3,579.01	3,627.87	48.86-	.00
8.000	112.32	186.96	74.64-S	.00
25.000	350.99	926.69	575.70-L	.00
33.000	463.31	1,113.65	74.64-	.00
			575.70-	.00
12.000	488.38	397.38	91.00 L	.00

REPORT: TMS-TX-23
 BANK 21 PNC BANK (21)
 REGION 80 KENTUCKY
 OFFICE 001 C & E

ACCOUNT

GAIN/LOSS FEDERAL REPORT INTERNAL USE ONLY
 5754008 J E LIPSCOMB JR TUM CHAR
 FROM: 09/01/09 TO: 08/31/10

PAGE: 61
 RUN DATE: 11/18/10

TAX OR-OFF SERIAL SEQ LOT# ACQUIRED TRADE
 ASSET 810186106

TOTAL-LONG

ASSET 81201R107 SEAHAWK DRILLING INC W/I
 830 640 40577-00002 0000 06/19/09 09/01/09

TOTAL-SHORT

ASSET 812578102 SEATTLE GENETICS INC / WA
 830 672 40574-00055 0000 08/12/09 08/27/09

TOTAL-SHORT

ASSET 816851109 SEMBRA ENERGY
 830 660 40574-00087 0000 03/20/08 08/27/09
 830 660 40609-00005 0000 03/20/08 10/01/09

TOTAL-LONG

ASSET 825549108 SHUFFLE MASTER INC
 830 672 40574-00056 0000 03/16/09 08/27/09

TOTAL-SHORT

ASSET 828806109 SIMON PROPERTY GROUP INC
 830 660 40574-00088 0000 04/30/09 08/27/09
 833 660 40598-00001 0000 04/30/09 09/25/09
 830 660 40624-00003 0000 04/30/09 10/16/09
 830 660 40624-00003 0000 05/07/09 10/16/09
 830 660 40624-00003 0000 06/19/09 10/16/09
 830 660 40624-00003 0000 09/18/09 10/16/09

TOTAL-SHORT

ASSET 832110100 SMITH INTERNATIONAL INC
 MERGED 8/27/2010 SEE 806857108
 830 660 40574-00089 0000 08/17/07 08/27/09
 830 660 40574-00089 0000 09/23/08 08/27/09
 830 660 40582-00004 0000 09/23/08 09/03/09
 830 660 40582-00004 0000 12/18/07 09/03/09
 830 660 40582-00004 0000 01/08/08 09/03/09
 830 660 40582-00004 0000 03/18/08 09/03/09

GAIN / LOSS TAX COST PROCEEDS UNITS

12.000 488.38 397.38 91.00

5.000 115.98 123.14 7.16-S

5.000 115.98 123.14 7.16-

15.000 181.79 172.74 9.05 S

15.000 181.79 172.74 9.05

5.000 254.19 247.96 6.23 L
 20.000 997.91 991.83 6.08 L

25.000 1,252.10 1,239.79 12.31

50.000 379.99 143.43 236.56 S

50.000 379.99 143.43 236.56

6.000 372.53 309.72 62.81 S
 .196 13.46 10.12 3.34 S
 4.423 300.23 228.31 71.92 S
 17.000 1,153.93 884.43 269.50 S
 .381 25.86 20.14 5.72 S
 .196 13.31 14.41 1.10-S

28.196 1,879.32 1,467.13 412.19

3.880 108.09 227.61 119.52-L
 9.120 254.08 608.55 354.47-S
 10.880 277.32 725.98 448.66-S
 10.000 254.89 668.93 414.04-L
 10.000 254.90 715.90 461.00-L
 2.400 61.17 172.88 111.71-L

FEDERAL G/L STATE G/L

.00

.00

.00

.00

.00

.00

.00

.00

.00

.00

.00

.00

TAX CODE	OR-OFF	SERIAL	SEQ	LOT#	ACQUIRED	TRADE	UNITS	PROCEEDS	TAX COST	FEDERAL	STATE
830	660	40582-00004	00000	10/15/07	09/03/09		4.800	122.55	345.77	223.42-L	.00
830	660	40582-00004	00000	02/06/08	09/03/09		1.920	48.94	158.31	89.37-L	.00
830	660	40582-00004	00000	04/18/08	09/03/09		3.000	76.47	226.50	150.03-L	.00
				TOTAL-SHORT			56.000	1,458.21	3,830.43	803.13-	.00
				TOTAL-LONG					1,569.09-		.00
ASSET	832696405	JH SHUCKER CO/THE-NEW COM WI					8.000	413.10	310.72	102.38 S	.00
830	660	40574-00091	00000	04/21/09	08/27/09		8.000	413.10	310.72	102.38	.00
				TOTAL-SHORT							
ASSET	833034101	SNAP ON INC					9.000	339.38	291.20	48.18 S	.00
830	660	40574-00092	00000	04/28/09	08/27/09		10.000	377.69	333.30	44.39 L	.00
830	690	40574-00045	00000	06/18/04	08/27/09		2.000	88.56	66.66	21.90 L	.00
830	690	40854-00023	00000	06/18/04	05/28/10		32.000	1,349.96	1,035.40	314.56 L	.00
830	660	40935-00005	00000	04/28/09	08/18/10		53.000	2,155.59	1,726.56	48.18	.00
				TOTAL-SHORT					380.85		.00
				TOTAL-LONG							.00
ASSET	835451105	SONIC CORP					24.000	272.15	360.00	87.85-L	.00
830	690	40574-00046	00000	06/18/04	08/27/09		24.000	272.15	360.00	87.85-	.00
				TOTAL-SHORT							
				TOTAL-LONG							
ASSET	835898107	SOTHEBY'S					25.000	409.98	319.23	90.75 S	.00
830	672	40574-00057	00000	06/23/09	08/27/09		25.000	409.98	319.23	90.75	.00
				TOTAL-SHORT							
				TOTAL-LONG							
ASSET	852061100	SPRINT NEXTEL CORP					104.000	389.13	509.36	120.23-S	.00
830	660	40574-00093	00000	05/28/09	08/27/09		159.000	747.29	546.96	200.33 S	.00
830	660	40909-00002	00000	10/14/09	07/23/10		263.000	1,136.42	1,056.32	80.10	.00
				TOTAL-SHORT							
				TOTAL-LONG							
ASSET	855244109	STARBUCKS CORP					75.000	2,044.46	1,047.02	997.44 S	.00
830	640	40837-00075	00000	06/17/09	05/12/10		75.000	2,044.46	1,047.02	997.44 S	.00

REPORT: TMS-TX-23
 BANK 21 PNC BANK (21)
 REGION 80 KENTUCKY
 OFFICE 001 C & E

ACCOUNT 5754008 J E LIPSCOMB JR TUM CHAR
 FROM: 09/01/09 TO: 08/31/10

PAGE: 63
 RUN DATE: 11/18/10

TAX CODE	OR-OFF SERIAL	SEQ LOT#	ACQUIRED	TRADE	UNITS	PROCEEDS	TAX COST	FEDERAL G/L	STATE G/L
	TOTAL-SHORT				75.000	2,044.46	1,047.02	997.44	.00
ASSET 855707105	STATE AUTO FINANCIAL CORP				6.000	103.01	203.41	100.40-L	.00
830	690	40574-00047	00000	11/16/06 08/27/09	6.000	103.01	203.41	100.40-	.00
	TOTAL-LONG				15.000	449.38	304.62	144.76 S	.00
ASSET 85590A401	STARWOOD HOTELS & RESORTS				51.000	1,886.99	1,035.69	851.30 S	.00
830	660	40574-00094	00000	05/01/09 08/27/09	51.000	1,886.99	1,035.69	851.30 S	.00
830	660	40750-00001	00000	05/01/09 02/16/10	66.000	2,336.37	1,340.31	996.06	.00
	TOTAL-SHORT				20.000	213.99	216.33	2.34-S	.00
ASSET 857873103	STEAK N SHAKE COMPANY				20.000	213.99	216.33	2.34-S	.00
830	672	40574-00058	00000	08/25/09 08/27/09	20.000	213.99	216.33	2.34-	.00
	TOTAL-SHORT				2.250	83.41	54.08	29.33 S	.00
ASSET 857873202	STEAK N SHAKE COMPANY				2.000	584.36	432.66	151.70 S	.00
833	672	40695-00003	00000	08/25/09 12/31/09	2.000	584.36	432.66	151.70 S	.00
830	672	40712-00001	00000	08/25/09 01/07/10	2.250	667.77	486.74	181.03	.00
	TOTAL-SHORT				70.000	1,137.48	817.24	320.24 S	.00
ASSET 859737207	STERLITE INDUSTRIES INDI ADS				70.000	1,137.48	817.24	320.24 S	.00
830	640	40837-00076	00000	07/17/09 05/12/10	70.000	1,137.48	817.24	320.24	.00
	TOTAL-SHORT				6.000	288.71	322.03	33.32-S	.00
ASSET 863902102	STUDENT LOAN CORP				4.000	120.08	214.69	94.61-L	.00
830	690	40574-00049	00000	02/10/09 08/27/09	4.000	120.08	214.69	94.61-L	.00
830	690	40818-00001	00000	02/10/09 04/23/10	5.000	150.11	706.40	556.29-L	.00
830	690	40818-00001	00000	06/18/04 04/23/10					

REPORT: TMS-IX-23
 BANK: 21 PNC BANK (21)
 REGION: 80 KENTUCKY
 OFFICE: 001 C & E

ACCOUNT: 5754008 J E LIPSCOMB JR TUM CHAR
 FROM: 09/01/09 TO: 08/31/10

GAIN/LOSS FEDERAL REPORT INTERNAL USE ONLY

PAGE: 64
 RUN DATE: 11/18/10

TAX CODE	OR-OFF SERIAL	SEQ LOT#	DATES	ACQUIRED	TRADE	UNITS	PROCEEDS	TAX COST	FEDERAL G/L	STATE G/L
830	690	40818-00001	00000	12/27/04	04/23/10	5.000	150.11	894.91	744.80-L	.00
830	690	40818-00001	00000	03/13/07	04/23/10	5.000	150.10	933.25	783.15-L	.00
			TOTAL-SHORT			25.000	859.11	3,071.28	33.32-	.00
			TOTAL-LONG						2,178.85-	.00
ASSET 867224107 SUNCOR ENERGY INC										
830	640	40750-00001	00000	06/25/09	02/16/10	73.000	2,190.40	2,206.31	15.91-S	.00
			TOTAL-SHORT			73.000	2,190.40	2,206.31	15.91-	.00
ASSET 867652109 SUNPOWER CO.										
830	640	40770-00003	00000	09/28/09	03/08/10	37.000	754.79	1,118.87	364.08-S	.00
830	640	40770-00003	00000	11/06/07	03/08/10	24.000	489.59	3,417.10	2,927.51-L	.00
			TOTAL-SHORT			61.000	1,244.38	4,535.97	364.08-	.00
			TOTAL-LONG						2,927.51-	.00
ASSET 867914103 SUNTRUST BANKS INC										
830	660	40574-00095	00000	06/02/09	08/27/09	22.000	485.30	333.69	151.61 S	.00
			TOTAL-SHORT			22.000	485.30	333.69	151.61	.00
ASSET 868873100 SURMODICS INC										
830	672	40719-00002	00000	10/08/09	01/13/10	15.000	307.46	455.94	148.48-S	.00
			TOTAL-SHORT			15.000	307.46	455.94	148.48-	.00
ASSET 870738101 SWIFT ENERGY CO										
830	690	40574-00050	00000	06/18/04	08/27/09	12.000	231.47	261.60	30.13-L	.00
830	690	40854-00025	00000	06/18/04	05/28/10	2.000	55.64	43.60	12.04 L	.00
			TOTAL-LONG			14.000	287.11	305.20	18.09-	.00
ASSET 871829107 SYSCO CORP										
830	610	40574-00054	00000	12/10/04	08/27/09	20.000	503.98	724.40	220.42-L	.00

G A I N / L O S S I N F O R M A T I O N

REPORT: TMS-TX-23
 BANK 21 PNC BANK (21)
 REGION 80 KENTUCKY
 OFFICE 001 C & E

ACCOUNT 5754008 J E LIPSCOMB JR TUM CHAR
 FROM: 09/01/09 TO: 08/31/10

GAIN/LOSS FEDERAL REPORT INTERNAL USE ONLY
 5754008 J E LIPSCOMB JR TUM CHAR

PAGE: 65
 RUN DATE: 11/18/10

TAX CODE	OR-OFF SERIAL	SEQ LOT#	DATES	ACQUIRED	TRADE	UNITS	PROCEEDS	TAX COST	FEDERAL G/L	STATE G/L
	ASSET 871829107		TOTAL-LONG			20.000	503.98	724.40	220.42-	.00
	ASSET 872540109		TOTAL-LONG			16.000	582.38	506.71	75.67 L	.00
	830 660 40574-00096	00000	06/30/08	08/27/09		49.000	2,024.94	1,551.78	473.16 L	.00
	830 660 40764-00007	00000	06/30/08	03/02/10		65.000	2,607.32	2,058.49	548.83	.00
	ASSET 87424N104		TOTAL-LONG			36.000	905.38	922.07	16.69-S	.00
	830 640 40837-00077	00000	03/09/10	05/12/10		36.000	905.38	922.07	16.69-	.00
	ASSET 87612E106		TOTAL-SHORT			23.000	1,084.65	1,189.56	104.91-L	.00
	830 610 40574-00055	00000	12/10/04	08/27/09		23.000	1,084.65	1,189.56	104.91-	.00
	ASSET 879360105		TOTAL-LONG			8.000	270.31	346.26	75.95-S	.00
	830 690 40574-00051	00000	10/30/08	08/27/09		8.000	270.31	346.26	75.95-	.00
	ASSET 880770102		TOTAL-SHORT			41.000	337.01	337.58	.57-S	.00
	830 660 40574-00097	00000	08/05/09	08/27/09		105.000	871.66	717.51	154.15 S	.00
	830 672 40574-00059	00000	06/25/09	08/27/09		75.000	727.04	512.50	214.54 S	.00
	830 672 40678-00001	00000	06/25/09	12/09/09		30.000	290.81	206.21	84.60 S	.00
	830 672 40678-00001	00000	07/14/09	12/09/09		65.000	836.12	446.80	389.32 S	.00
	830 672 40817-00003	00000	07/14/09	04/22/10		316.000	3,062.64	2,220.60	842.04	.00
	ASSET 880915103		TOTAL-SHORT			25.000	838.47	417.19	421.28 S	.00
	830 672 40574-00060	00000	11/12/08	08/27/09		14.000	507.54	384.54	123.00 S	.00
	830 660 40646-00001	00000	03/18/09	11/06/09		43.000	1,775.88	1,181.10	594.78 S	.00
	830 660 40755-00001	00000	03/18/09	02/19/10		40.000	1,640.38	667.51	972.87 L	.00
	830 672 40757-00002	00000	11/12/08	02/23/10		25.000	1,025.24	667.47	357.77 S	.00
	830 672 40757-00002	00000	04/21/09	02/23/10						

ASSET 880915103 TERRA INDUSTRIES INC
 MERGED 4/15/10 @ \$37.15 P/S

SEE 125269100

REPORT: TMS-TX-23
 BANK 21 PNC BANK (21)
 REGION 80 KENTUCKY
 OFFICE 001 C & E

ACCOUNT 5754008 J E LIPSCOMB JR TUM CHAR
 FROM: 09/01/09 TO: 08/31/10

GAIN/LOSS FEDERAL REPORT INTERNAL USE ONLY
 RUN DATE: 11/18/10
 PAGE: 67

TAX CODE	OR-OFF SERIAL	SEQ LOT#	ACQUIRED	TRADE	UNITS	PROCEEDS	TAX COST	FEDERAL G/L	STATE G/L
	ASSET 891092108								
	TOTAL-LONG				18.000	683.26	699.84	16.58-	.00
	ASSET 89151E109 TOTAL S A								
830	610	40574-00057	00000	10/28/08	10.000	573.88	472.33	101.55 S	.00
830	610	40574-00057	00000	02/28/05	14.000	803.44	811.10	7.66-L	.00
	TOTAL-SHORT				24.000	1,377.32	1,283.43	101.55	.00
	TOTAL-LONG				17.000	914.08	737.87	176.21 L	.00
	ASSET 89417E109 THE TRAVELLERS COS INC								
830	636	40770-00004	00000	12/18/08	17.000	914.08	737.87	176.21	.00
	TOTAL-LONG				17.000	914.08	737.87	176.21	.00
	ASSET 896239100 TRIMBLE NAVIGATION LTD								
830	640	40837-00078	00000	01/05/09	56.000	1,727.56	1,230.16	497.40 L	.00
830	640	40837-00078	00000	05/20/08	6.000	185.10	205.51	20.41-L	.00
830	640	40903-00004	00000	05/20/08	27.000	766.21	924.81	158.60-L	.00
	TOTAL-LONG				89.000	2,678.87	2,360.48	318.39	.00
	ASSET 89784N104 TRUE RELIGION APPAREL INC								
830	672	40574-00063	00000	04/15/09	30.000	701.38	427.37	274.01 S	.00
830	672	40643-00001	00000	04/15/09	10.000	210.70	142.46	68.24 S	.00
830	672	40643-00001	00000	04/21/09	40.000	862.82	594.77	248.05 S	.00
830	672	40643-00001	00000	04/28/09	35.000	737.47	637.28	100.19 S	.00
	TOTAL-SHORT				115.000	2,492.37	1,801.88	690.49	.00
	ASSET 898402102 TRUSTMARK CORP								
830	690	40574-00054	00000	11/21/08	8.000	154.47	132.55	21.92 S	.00
	TOTAL-SHORT				8.000	154.47	132.55	21.92	.00
	ASSET 902788108 UMB FINL CORP								
830	672	40574-00064	00000	05/12/09	10.000	400.68	459.96	59.28-S	.00

REPORT: TMS-TX-23
 BANK 21 PNC BANK (21)
 REGION 80 KENTUCKY
 OFFICE 001 C & E

GAIN/LOSS FEDERAL REPORT INTERNAL USE ONLY

ACCOUNT 5754008 J E LIPSCOMB JR TUM CHAR
 FROM: 09/01/09 TO: 08/31/10

PAGE: 68
 RUN DATE: 11/18/10

TAX CODE	OR-OFF SERIAL	SEQ LOT#	ACQUIRED	TRADE	UNITS	PROCEEDS	TAX COST	FEDERAL G/L	STATE G/L
	TOTAL-SHORT				10.000	400.68	459.96	59.28-	.00
ASSET	903236107	URS CORP NEW			14.000	614.02	567.47	46.55 L	.00
830	690	40574-00055	00000	01/17/06 08/27/09	14.000	614.02	567.47	46.55	.00
	TOTAL-LONG				15.000	619.79	742.61	122.82-S	.00
ASSET	909218109	UNIT CORP			15.000	619.79	742.61	122.82-S	.00
830	672	40894-00001	00000	01/14/10 07/08/10	15.000	619.79	742.61	122.82-	.00
	TOTAL-SHORT				20.000	394.38	649.62	255.24-S	.00
ASSET	909907107	UNITED BANKSHARES INC W VIRGINIA			20.000	394.38	649.62	255.24-	.00
830	690	40574-00056	00000	01/02/09 08/27/09	20.000	394.38	649.62	255.24-	.00
	TOTAL-SHORT				14.000	287.41	271.45	15.96 S	.00
ASSET	910331107	UNITED FIRE & CASUALTY CO			14.000	287.41	271.45	15.96	.00
830	690	40574-00057	00000	02/19/09 08/27/09	14.000	287.41	271.45	15.96	.00
	TOTAL-SHORT				14.000	589.38	601.15	11.77-S	.00
ASSET	912909108	UNITED STS STL CORP NEW			14.000	589.38	601.15	11.77-S	.00
830	660	40574-00099	00000	08/17/09 08/27/09	14.000	589.38	601.15	11.77-S	.00
	TOTAL-LONG				19.000	1,202.13	815.84	386.29 S	.00
ASSET	913017109	UNITED TECHNOLOGIES CORP			19.000	1,202.13	815.84	386.29 S	.00
830	610	40574-00058	00000	05/18/06 08/27/09	19.000	1,202.13	815.84	386.29 S	.00
	TOTAL-LONG				30.000	1,677.03	1,335.96	341.07 S	.00
ASSET	90880-00002	00000	03/08/10	06/24/10	30.000	1,677.03	1,335.96	341.07 S	.00
830	660	40728-00002	00000	08/07/09 01/25/10	30.000	1,677.03	1,335.96	341.07 S	.00
	TOTAL-SHORT				26.000	1,110.28	1,585.48	475.20-S	.00
ASSET	91324P102	UNITEDHEALTH GROUP INC			26.000	1,110.28	1,585.48	475.20-S	.00
830	636	40644-00003	00000	05/05/06 11/05/09	26.000	1,110.28	1,585.48	475.20-S	.00
	TOTAL-SHORT				94.000	4,895.17	4,561.09	334.08	.00
ASSET	913017109	UNITED TECHNOLOGIES CORP			94.000	4,895.17	4,561.09	334.08	.00
830	610	40574-00058	00000	05/18/06 08/27/09	94.000	4,895.17	4,561.09	334.08	.00
	TOTAL-LONG				19.000	1,139.21	1,210.69	71.48-L	.00
ASSET	91324P102	UNITEDHEALTH GROUP INC			19.000	1,139.21	1,210.69	71.48-L	.00
830	636	40644-00003	00000	06/22/06 11/05/09	19.000	1,139.21	1,210.69	71.48-L	.00
	TOTAL-LONG				26.000	1,896.66	1,904.78	8.12-L	.00
ASSET	91324P102	UNITEDHEALTH GROUP INC			26.000	1,896.66	1,904.78	8.12-L	.00
830	636	40644-00003	00000	05/05/06 11/05/09	26.000	1,896.66	1,904.78	8.12-L	.00
	TOTAL-LONG				45.000	3,035.87	3,115.47	79.60-	.00
ASSET	91324P102	UNITEDHEALTH GROUP INC			45.000	3,035.87	3,115.47	79.60-	.00
830	636	40644-00003	00000	10/05/06 11/05/09	45.000	3,035.87	3,115.47	79.60-	.00
	TOTAL-LONG				2.000	56.05	89.38	33.33-L	.00
ASSET	91324P102	UNITEDHEALTH GROUP INC			2.000	56.05	89.38	33.33-L	.00
830	636	40644-00003	00000	05/05/06 11/05/09	2.000	56.05	89.38	33.33-L	.00
	TOTAL-LONG				50.000	1,401.22	2,315.50	914.28-L	.00
ASSET	91324P102	UNITEDHEALTH GROUP INC			50.000	1,401.22	2,315.50	914.28-L	.00
830	636	40644-00003	00000	10/05/06 11/05/09	50.000	1,401.22	2,315.50	914.28-L	.00
	TOTAL-LONG				10.000	280.24	496.60	216.36-L	.00
ASSET	91324P102	UNITEDHEALTH GROUP INC			10.000	280.24	496.60	216.36-L	.00
830	636	40644-00003	00000	10/05/06 11/05/09	10.000	280.24	496.60	216.36-L	.00

REPORT: TMS-TX-23
 BANK 21 PNC BANK (21)
 REGION 80 KENTUCKY
 OFFICE 001 C & E

ACCOUNT 5754008 J E LIPSCOMB JR TUM CHAR
 FROM: 09/01/09 TO: 08/31/10

PAGE: 69
 RUN DATE: 11/18/10

TAX CODE	OR-OFF	SERIAL	SEQ	DATE	ACQUIRED	TRADE	UNITS	PROCEEDS	TAX COST	FEDERAL G/L	STATE G/L
TOTAL-LONG							62.000	1,737.51	2,901.48	1,163.97-	.00
ASSET	913483103	UNIVERSAL ELECTRONICS									
830	672	40574-00065	00000	02/27/08	08/27/09		40.000	791.57	910.02	118.45-L	.00
830	672	40847-00001	00000	02/27/08	05/24/10		25.000	476.57	568.76	92.19-L	.00
TOTAL-LONG							65.000	1,268.14	1,478.78	210.64-	.00
ASSET	91529Y106	UNUM GROUP									
830	660	40574-00100	00000	01/25/07	08/27/09		24.000	531.34	480.81	50.53 L	.00
830	660	40608-00001	00000	01/25/07	09/30/09		11.000	235.62	220.37	15.25 L	.00
830	660	40608-00001	00000	03/14/07	09/30/09		25.000	535.50	546.55	11.05-L	.00
830	660	40608-00001	00000	10/19/07	09/30/09		35.000	749.70	827.77	78.07-L	.00
TOTAL-LONG							95.000	2,052.16	2,075.50	23.34-	.00
ASSET	917047102	URBAN OUTFITTERS INC									
830	660	40574-00101	00000	05/05/09	08/27/09		15.000	424.78	306.66	118.12 S	.00
830	660	40782-00001	00000	05/05/09	03/18/10		54.000	1,951.08	1,103.98	847.10 S	.00
TOTAL-SHORT							69.000	2,375.86	1,410.64	965.22	.00
ASSET	920355104	VALSPAR CORP									
830	690	40574-00058	00000	06/18/04	08/27/09		16.000	425.90	388.16	37.74 L	.00
TOTAL-LONG							16.000	425.90	388.16	37.74	.00
ASSET	921937868	VANGUARD TOTAL BOND MARKET INDEX FUND CL SIG									
831	000	40753-00001	00000	09/23/08	02/19/10		16,346.154	170,000.00	162,480.77	7,519.23 L	.00
831	000	40876-00009	00000	09/23/08	06/24/10		2,910.798	31,000.00	28,933.33	2,066.67 L	.00
TOTAL-LONG							19,256.952	201,000.00	191,414.10	9,585.90	.00
ASSET	92220P105	VARIAN MEDICAL SYSTEMS INC									
830	640	40837-00080	00000	03/03/09	05/12/10		19.000	1,031.49	557.01	474.48 L	.00

REPORT: TMS-TX-23
 BANK 21 PNC BANK (21)
 REGION 80 KENTUCKY
 OFFICE 001 C & E

ACCOUNT 5754008 J E LIPSCOMB JR TUM CHAR

GAIN/LOSS FEDERAL REPORT INTERNAL USE ONLY
 FROM: 09/01/09 TO: 08/31/10

PAGE: 70
 RUN DATE: 11/18/10

TAX CODE	OR-OFF SERIAL (CONT'D)	SEQ LOT#	DATES ACQUIRED	TRADE	UNITS	PROCEEDS	TAX COST	FEDERAL G/L	STATE G/L
	TOTAL-LONG				19.000	1,031.49	557.01	474.48	.00
ASSET 830	922207105	VARIAN SEMICONDUCTOR EQUIP W/I	01/12/09	08/27/09	30.000	933.27	594.89	338.38 S	.00
	TOTAL-SHORT				30.000	933.27	594.89	338.38	.00
ASSET 830	922417100	VEECO INSTRUMENTS INC DEL	05/07/10	05/12/10	21.000	1,012.60	958.86	53.74 S	.00
	TOTAL-SHORT				21.000	1,012.60	958.86	53.74	.00
ASSET 830	92553P201	VIACOM INC CLASS B WI	10/13/08	08/27/09	17.000	416.31	308.68	107.63 S	.00
830	660 40574-00102	00000	10/13/08	11/10/09	13.000	399.41	236.05	163.36 L	.00
830	660 40650-00005	00000	10/16/08	11/10/09	16.000	491.59	292.81	198.78 L	.00
830	660 40671-00002	00000	10/16/08	12/02/09	13.000	321.16	237.91	153.25 L	.00
830	660 40695-00006	00000	10/16/08	12/28/09	19.000	561.56	347.71	213.85 L	.00
830	660 40695-00006	00000	09/28/09	12/28/09	26.000	768.44	719.71	48.73 S	.00
	TOTAL-SHORT				104.000	3,028.47	2,142.87	156.36	.00
	TOTAL-LONG				10.000	135.49	338.94	203.45-L	.00
ASSET 830	92846N104	VITAL IMAGES INC	02/21/07	08/27/09	10.000	135.49	338.94	203.45-L	.00
	TOTAL-LONG				10.000	135.49	338.94	203.45-	.00
ASSET 830	928551100	VIVUS INC	09/18/09	06/16/10	50.000	528.05	580.15	52.10-S	.00
	TOTAL-SHORT				50.000	528.05	580.15	52.10-	.00
ASSET 830	928563402	VMWARE INC CLASS A	02/24/10	05/12/10	19.000	1,187.28	916.84	270.44 S	.00
830	640 40857-00082	00000	02/24/10	07/01/10	22.000	1,369.82	1,061.60	308.22 S	.00

REPORT: TMS-TX-23
 BANK 21 PNC BANK (21)
 REGION 80 KENTUCKY
 OFFICE 001 C & E

ACCOUNT 5754008 J E LIPSCOMB JR TUM CHAR
 FROM: 09/01/09 TO: 08/31/10

PAGE: 71
 RUN DATE: 11/18/10

TAX CODE OR-OFF SERIAL SEQ LOT# DATES ACQUIRED TRADE
 ASSET 928563402 (CONT'D)

GAIN/LOSS FEDERAL REPORT INTERNAL USE ONLY
 FEDERAL G/L STATE G/L

TAX CODE	OR-OFF SERIAL	SEQ LOT#	DATES	ACQUIRED	TRADE	UNITS	PROCEEDS	TAX COST	FEDERAL G/L	STATE G/L
TOTAL-SHORT						41.000	2,557.10	1,978.44	578.66	.00
ASSET 929160109 VULCAN MATERIALS CO						11.000	534.25	479.30	54.95 S	.00
830	660	40574-00103	00000	05/19/09	08/27/09	17.000	917.80	740.73	177.07 S	.00
830	660	40602-00004	00000	05/19/09	09/24/09	4.000	176.45	174.29	2.16 L	.00
830	660	40887-00004	00000	05/19/09	06/30/10	20.000	882.27	964.55	82.28-S	.00
TOTAL-SHORT						52.000	2,510.77	2,358.87	149.74	.00
TOTAL-LONG						16.000	539.34	454.98	84.36 S	.00
ASSET 92924F106 WGL HLDGS INC						16.000	539.34	454.98	84.36	.00
830	690	40574-00059	00000	10/22/08	08/27/09	TOTAL-SHORT				
ASSET 929297109 WMS INDUSTRIES INC						43.000	1,869.29	1,563.70	285.59 L	.00
830	640	40591-00002	00000	03/31/08	09/15/09	25.000	1,236.97	989.31	247.66 S	.00
830	640	40837-00083	00000	03/16/10	05/12/10	29.000	1,083.43	1,147.59	64.16-S	.00
TOTAL-SHORT						97.000	4,169.69	3,700.60	183.50	.00
TOTAL-LONG						11.000	563.73	541.28	22.45 S	.00
ASSET 931142103 WAL-MART STORES INC						13.000	666.23	687.44	21.21-L	.00
830	610	40574-00059	00000	05/14/09	08/27/09	TOTAL-SHORT				
830	610	40574-00059	00000	12/10/04	08/27/09	24.000	1,229.96	1,228.72	22.45	.00
TOTAL-SHORT						38.000	1,271.82	1,478.04	206.22-L	.00
TOTAL-LONG						38.000	1,271.82	1,478.04	206.22-	.00
ASSET 931422109 WALGREEN CO						7.000	373.51	261.40	112.11 S	.00
830	660	40574-00104	00000	06/29/09	08/27/09	31.000	1,922.56	1,157.64	764.92 S	.00
TOTAL-SHORT						31.000	1,922.56	1,157.64	764.92 S	.00

TAX CODE	OR-OFF SERIAL	DATE	SEQ LOT#	ACQUIRED	TRADE	UNITS	PROCEEDS	TAX COST	FEDERAL G/L	STATE G/L
ASSET 941053100 WASTE CONNECTIONS INC										
830	672	40574-00068	00000	12/17/04	08/27/09	20.000	547.98	453.33	94.65 L	.00
TOTAL-SHORT						20.000	547.98	453.33	94.65	.00
TOTAL-LONG										
ASSET 941848103 WATERS CORP										
830	640	40837-00084	00000	06/30/09	05/12/10	22.000	1,563.07	1,128.37	434.70 S	.00
830	640	40837-00084	00000	10/01/08	05/12/10	2.000	142.10	116.33	25.77 L	.00
TOTAL-SHORT						24.000	1,705.17	1,244.70	434.70	.00
TOTAL-LONG									25.77	.00
ASSET 942622200 MATSCO INC										
830	690	40574-00060	00000	06/18/04	08/27/09	6.000	317.39	163.20	154.19 L	.00
TOTAL-SHORT						6.000	317.39	163.20	154.19	.00
TOTAL-LONG										
ASSET 966387102 WHITING PETROLEUM CORP										
830	660	40574-00105	00000	07/20/09	08/27/09	14.000	661.90	554.65	107.25 S	.00
830	672	40574-00069	00000	08/06/09	08/27/09	10.000	496.78	477.07	19.71 S	.00
830	660	40833-00003	00000	07/20/09	05/10/10	7.000	585.27	277.32	307.95 S	.00
830	660	40833-00003	00000	06/15/09	05/10/10	8.000	668.89	340.54	328.35 S	.00
830	660	40844-00002	00000	06/15/09	05/19/10	12.000	935.57	510.81	424.76 S	.00
830	672	40882-00002	00000	08/06/09	06/28/10	20.000	1,668.25	954.14	714.11 S	.00
830	660	40894-00002	00000	06/15/09	07/08/10	22.000	1,711.31	936.49	774.82 L	.00
TOTAL-SHORT						93.000	6,727.97	4,051.02	1,902.13	.00
TOTAL-LONG									774.82	.00

BALANCE SHEET

SUMMARY OF INVESTMENTS

AS OF 08/31/10

ACCOUNT
21-80-501-5754008

J E LIPSCOMB JR TUM CHAR

	CARRYING VALUE	TAX COST	MARKET VALUE	% OF MARKET	ESTIMATED INCOME	YIELD AT MARKET
PRINCIPAL CASH	16,138.03	16,138.03	16,138.03	.487	19.04	.118
CASH EQUIVALENTS						
FIXED INCOME MUTUAL FUNDS -- FIXED	1,135,038.79	1,138,094.56	1,210,667.58	36.525	38,250.75	3.159
EQUITIES						
COMMON STOCK	674,884.88	710,190.27	713,088.57	21.514	12,289.81	1.723
MUTUAL FUNDS -- EQUITY	1,369,887.20	1,411,573.01	1,374,696.65	41.474	21,070.87	1.533
TOTAL EQUITIES	2,044,772.08	2,121,763.28	2,087,785.22	62.988	33,360.68	1.598
TOTAL PRINCIPAL ASSETS	3,195,948.90	3,275,995.87	3,314,590.83	100.000	71,630.47	2.161
CASH EQUIVALENTS	8,247.31	8,247.31	8,247.31	60.451	9.73	.118
FIXED INCOME MUTUAL FUNDS -- FIXED	2,158.05	2,158.05	2,335.57	17.119	75.51	3.233
EQUITIES MUTUAL FUNDS -- EQUITY	4,051.19	4,051.19	3,060.10	22.430	39.25	1.283
ACCOUNT TOTAL	3,210,405.45	3,290,452.42	3,328,233.81		71,754.96	2.156



STATEMENT OF INVESTMENTS

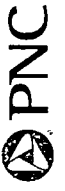
AS OF 08/31/10

PAGE 2

ACCOUNT
21-80-501-5754008

J E LIPSCOMB JR TUM CHAR

PAR VALUE /SHARES	INVESTMENT DESCRIPTION	CARRYING VALUE	TAX COST	MARKET VALUE	% OF MARKET	ESTIMATED INCOME	YIELD AT MARKET	MARKET UNIT PRICE
CASH EQUIVALENTS								
2,859.900	BLACKROCK LIQUIDITY FUNDS TEMPFUND ADMINISTRATION SHARES #H1 ACCOUNT 21-80-690-5754008	2,859.90	2,859.90	2,859.90	.086	3.37	.118	1.000
1,551.090	BLACKROCK LIQUIDITY FUNDS TEMPFUND ADMINISTRATION SHARES #H1 ACCOUNT 21-80-660-5754008	1,551.09	1,551.09	1,551.09	.047	1.83	.118	1.000
1,472.120	BLACKROCK LIQUIDITY FUNDS TEMPFUND ADMINISTRATION SHARES #H1 ACCOUNT 21-80-672-5754008	1,472.12	1,472.12	1,472.12	.044	1.74	.118	1.000
2,291.270	BLACKROCK LIQUIDITY FUNDS TEMPFUND ADMINISTRATION SHARES #H1 ACCOUNT 21-80-610-5754008	2,291.27	2,291.27	2,291.27	.069	2.70	.118	1.000
758.280	BLACKROCK LIQUIDITY FUNDS TEMPFUND ADMINISTRATION SHARES #H1 ACCOUNT 21-80-636-5754008	758.28	758.28	758.28	.023	.89	.117	1.000
4,894.980	BLACKROCK LIQUIDITY FUNDS TEMPFUND ADMINISTRATION SHARES #H1 ACCOUNT 21-80-640-5754008	4,894.98	4,894.98	4,894.98	.147	5.78	.118	1.000



STATEMENT OF INVESTMENTS

AS OF 08/31/10

PAGE 3

ACCOUNT 21-80-501-5754008 J E LIPSCOMB JR T W CHAR

PAR VALUE /SHARES	INVESTMENT DESCRIPTION	CARRYING VALUE	TAX COST	MARKET VALUE	% OF MARKET	ESTIMATED INCOME	YIELD AT MARKET	MARKET UNIT PRICE
2,310.390	BLACKROCK LIQUIDITY FUNDS TEMPFUND ADMINISTRATION SHARES #HI ACCOUNT 21-80-001-5754008	2,310.39	2,310.39	2,310.39	.069	2.73	.118	1.000
8,247.310	BLACKROCK LIQUIDITY FUNDS TEMPFUND ADMINISTRATION SHARES #HI (INCOME INVESTMENT) ACCOUNT 21-80-001-5754008	8,247.31	8,247.31	8,247.31	.248	9.73	.118	1.000
	TOTAL CASH EQUIVALENTS	<u>24,385.34</u>	<u>24,385.34</u>	<u>24,385.34</u>	<u>.733</u>	<u>28.77</u>	<u>.118</u>	
	COMMON STOCK							
53.000	LINCOLN NATIONAL CORP	1,422.10	1,422.10	1,238.61	.037	2.12	.171	23.370
77.000	STERILITE INDUSTRIES INDI ADS ADT ISIN US8597372072 SEDOL B1YX368	898.96	898.96	991.76	.030	9.47	.955	12.880
36.000	GEOEYE INC	1,091.85	1,091.85	1,311.84	.039			36.440
34.000	HORMEL FOODS CORP	1,348.21	1,348.21	1,467.10	.044	28.56	1.947	43.150
56.000	INTERNATIONAL PAPER CO	1,359.08	1,359.08	1,145.76	.034	28.00	2.444	20.460
27.000	ATWOOD OCEANICS INC	1,062.31	1,062.31	677.97	.020			20.110
52.000	LINCARE HOLDINGS INC	856.95	928.06	1,195.48	.036	41.60	3.480	22.990
125.000	AMERICAN MEDICAL SYS HLDGS	1,801.04	1,847.54	2,278.75	.068			18.230
41.000	EQUIFAX INC	1,476.00	1,476.00	1,208.27	.036	6.56	.543	29.470



STATEMENT OF INVESTMENTS

AS OF 08/31/10

ACCOUNT 21-80-501-5754008 J E LIPSCOMB JR TUW CHAR

PAR VALUE /SHARES	INVESTMENT DESCRIPTION	CARRYING VALUE	TAX COST	MARKET VALUE	% OF MARKET	ESTIMATED INCOME	YIELD AT MARKET	MARKET UNIT PRICE
116.000	NUANCE COMMUNICATIONS INC	1,737.52	1,737.52	1,699.40	.051			14.450
27.000	NUCOR CORP	841.25	841.25	993.06	.030	38.88	3.915	36.800
25.000	COOPER INDUSTRIES PLC SEDOL B40K911 ISIN IE00B40K9117 ACCOUNT 21-80-660-5754008	911.91	1,014.23	1,052.25	.032	27.00	2.566	42.090
43.000	EVEREST RE GROUP LTD ACCOUNT 21-80-660-5754008	3,816.54	3,825.21	3,403.02	.102	82.56	2.426	79.140
19.000	HERBALIFE LTD ACCOUNT 21-80-640-5754008	1,131.02	1,131.02	1,056.02	.032	16.15	1.529	55.580
6.000	HERBALIFE LTD ACCOUNT 21-80-672-5754008	-613.52	-613.52	333.48	.010	5.10	1.529	55.580
148.000	INVESCO LTD ISIN BMG491BT1088 SEDOL B28XP76 ACCOUNT 21-80-660-5754008	3,023.55	3,555.02	2,684.72	.081	65.12	2.426	18.140
44.000	LAZARD LTD CL A SEDOL B081V97 ISIN BMG540501027 ACCOUNT 21-80-660-5754008	1,361.01	1,361.01	1,375.44	.041	22.00	1.599	31.260
98.000	MARVELL TECHNOLOGY GROUP LTD ACCOUNT 21-80-640-5754008	1,077.87	1,077.87	1,559.18	.047			15.10
39.000	WARNER CHILCOTT PLC CL A SEDOL B446CM7 ISIN IE00B446CM77 ACCOUNT 21-80-640-5754008	1,021.83	1,021.83	1,108.38	.033			28.420



STATEMENT OF INVESTMENTS

AS OF 08/31/10

PAGE 5

J E LIPSCOMB JR TUM CHAR

ACCOUNT
21-80-501-5754008

PAR VALUE /SHARES	INVESTMENT DESCRIPTION	CARRYING VALUE	TAX COST	MARKET VALUE	% OF MARKET	ESTIMATED INCOME	YIELD AT MARKET	MARKET UNIT PRICE
116.000	XL GROUP PLC SEDOL B5LRLL2 ISIN IE00B5LRLL25 ACCOUNT 21-80-660-5754008	1,622.19	1,622.19	2,077.56	.062	46.40	2.233	17.810
150.000	WEATHERFORD INTL LTD SEDOL B5K16S7 ISIN CH0038838394 ACCOUNT 21-80-660-5754008	2,329.20	2,329.20	2,236.50	.067			14.910
39.000	CHECK POINT SOFTWARE TECH SEDOL 2181334 ISIN IL0010824113 ACCOUNT 21-80-660-5754008	1,364.35	1,364.35	1,359.74	.041			34.865
70.000	ASML HOLDING NV F ISIN USN070591862 ACCOUNT 21-80-640-5754008	2,061.91	2,061.91	1,731.10	.052	15.96	.922	24.730
13.000	CORE LABORATORIES N V ACCOUNT 21-80-640-5754008	1,134.00	1,134.00	1,026.09	.031			78.930
35.000	CORE LABORATORIES N V ACCOUNT 21-80-690-5754008	401.95	401.95	2,762.55	.083			78.930
65.000	AAR CORP ACCOUNT 21-80-690-5754008	1,993.83	1,995.23	998.40	.030	6.50	.651	15.360
150.000	ABB LTD SPONSORED ADR ACCOUNT 21-80-640-5754008	2,984.31	3,075.59	2,905.50	.087	71.10	2.447	19.370
96.000	AARON'S INC. ACCOUNT 21-80-690-5754008	1,656.27	1,661.42	1,563.84	.047	4.61	.295	16.290



STATEMENT OF INVESTMENTS

AS OF 08/31/10

PAGE 6

J E LIPSCOMB JR TUM CHAR

ACCOUNT
21-80-501-5754008

PAR VALUE /SHARES	INVESTMENT DESCRIPTION	CARRYING VALUE	TAX COST	MARKET VALUE	% OF MARKET	ESTIMATED INCOME	YIELD AT MARKET	MARKET UNIT PRICE
56.000	ABBOTT LABORATORIES INC ACCOUNT 21-80-610-5754008	2,052.05	2,172.48	2,763.04	.083	98.56	3.567	49.540
25.000	ABERCROMBIE & FITCH CO CL A ACCOUNT 21-80-640-5754008	1,042.46	1,042.46	865.00	.026	17.50	2.023	34.600
53.000	AETNA INC NEW ACCOUNT 21-80-636-5754008	2,064.37	2,307.31	1,416.16	.043	2.12	.150	26.720
83.000	AETNA INC NEW ACCOUNT 21-80-660-5754008	2,151.25	2,157.93	2,217.76	.067	3.32	.150	26.720
13.000	AGRIUM INC SEDOL 2015530 ISIN CA0082161081 ACCOUNT 21-80-640-5754008	643.45	661.56	904.41	.027	1.43	.158	69.570
47.000	ALBERTO-CULVER CO - W/T ACCOUNT 21-80-660-5754008	1,421.75	1,421.75	1,459.35	.044	15.98	1.095	31.050
31.000	ALEXANDRIA REAL ESTATE EQUITIES INC ACCOUNT 21-80-660-5754008	1,146.99	1,172.12	2,150.47	.065	43.40	2.018	69.370
62.000	ALIGN TECHNOLOGY INC ACCOUNT 21-80-640-5754008	1,044.25	1,044.25	991.38	.030			15.990
132.000	ALLSCRIPTS HEALTHCARE SOLUTIONS INC ACCOUNT 21-80-672-5754008	1,449.64	1,722.51	2,199.12	.066			16.660
60.000	ALLSTATE CORP ACCOUNT 21-80-636-5754008	1,794.38	1,794.38	1,656.00	.050	48.00	2.899	27.600



STATEMENT OF INVESTMENTS

AS OF 08/31/10

PAGE 7

J E LIPSCOMB JR TUM CHAR

ACCOUNT
21-80-501-5754008

PAR VALUE /SHARES	INVESTMENT DESCRIPTION	CARRYING VALUE	TAX COST	MARKET VALUE	% OF MARKET	ESTIMATED INCOME	YIELD AT MARKET	MARKET UNIT PRICE
33.000	ALTERA CORP ACCOUNT 21-80-640-5754008	725.53	725.53	813.45	.024	7.92	.974	24.550
213.000	ALTRIA GROUP INC ACCOUNT 21-80-636-5754008	4,093.24	4,608.69	4,754.16	.143	323.76	6.810	22.320
108.000	ALTRIA GROUP INC ACCOUNT 21-80-610-5754008	1,656.45	1,795.67	2,410.56	.072	164.16	6.810	22.320
41.000	AMAZON COM INC ACCOUNT 21-80-640-5754008	2,688.91	2,868.36	5,118.03	.154			124.830
46.000	AMEDISYS INC ACCOUNT 21-80-690-5754008	1,828.85	1,828.85	1,064.90	.032			23.150
145.000	AMERICAN AXLE & MFG HOLDINGS ACCOUNT 21-80-672-5754008	1,118.33	1,118.33	1,213.65	.036	11.60	.956	8.370
49.000	AMERICAN EXPRESS CO ACCOUNT 21-80-636-5754008	1,212.34	1,243.87	1,953.63	.059	35.28	1.806	39.870
14.000	AMERICAN EXPRESS CO ACCOUNT 21-80-610-5754008	674.33	674.33	558.18	.017	10.08	1.806	39.870
63.000	AMERICIGROUP CORPORATION ACCOUNT 21-80-690-5754008	1,730.26	1,799.45	2,324.70	.070			36.900
38.000	AMPHENOL CORP NEW CL A	1,798.00	1,798.00	1,547.36	.046	2.28	.147	4.220
31.000	AMPHENOL CORP NEW CL A	968.53	1,356.54	1,262.32	.038	1.86	.147	40.720



STATEMENT OF INVESTMENTS

AS OF 08/31/10

PAGE 8

ACCOUNT
21-80-501-5754008

J E LIPSCOMB JR TUW CHAR

PAR VALUE /SHARES	INVESTMENT DESCRIPTION	CARRYING VALUE	TAX COST	MARKET VALUE	% OF MARKET	ESTIMATED INCOME	YIELD AT MARKET	MARKET UNIT PRICE
77.000	ANADARKO PETROLEUM CORP ACCOUNT 21-80-636-5754008	3,747.73	4,122.44	3,541.23	.106	27.72	.783	45.990
85.000	ANGLO AMERICAN PLC UNSP ADR ACCOUNT 21-80-640-5754008	1,269.93	1,269.93	1,513.85	.045	8.93	.590	17.810
79.000	ANNALY CAPITAL MGMT INC ACCOUNT 21-80-660-5754008	1,385.31	1,385.31	1,373.02	.041	214.88	15.650	17.380
92.000	ANSYS INC ACCOUNT 21-80-672-5754008	2,794.48	2,812.94	3,567.76	.107			38.780
28.000	APACHE CORPORATION ACCOUNT 21-80-640-5754008	2,924.59	2,936.89	2,515.80	.076	16.80	.668	89.850
39.000	APACHE CORPORATION ACCOUNT 21-80-636-5754008	2,637.50	2,714.01	3,504.15	.105	23.40	.668	89.850
25.000	APPLE INC ACCOUNT 21-80-640-5754008	500.78	648.97	6,077.50	.183			243.100
17.000	APPLE INC ACCOUNT 21-80-610-5754008	2,179.62	2,344.67	4,132.70	.124			243.100
208.000	ARRIS GROUP INC ACCOUNT 21-80-690-5754008	2,263.03	2,420.23	1,701.44	.051			8.180
130.000	ARVINMERITOR INCORPORATED ACCOUNT 21-80-672-5754008	1,524.72	1,524.72	1,699.10	.051	52.00	3.060	13.070
156.000	ASTORIA FINL CORP ACCOUNT 21-80-690-5754008	2,740.62	3,011.27	1,881.36	.057	81.12	4.312	12.060



STATEMENT OF INVESTMENTS

AS OF 08/31/10

PAGE 9

ACCOUNT 21-80-501-5754008
J E LIPSCOMB JR TUW CHAR

PAR VALUE /SHARES	INVESTMENT DESCRIPTION	CARRYING VALUE	TAX COST	MARKET VALUE	% OF MARKET	ESTIMATED INCOME	YIELD AT MARKET	MARKET UNIT PRICE
47.000	ASTRAZENECA PLC SPONS ADR ACCOUNT 21-80-636-5754008	2,093.18	2,093.18	2,323.21	.070	113.27	4.876	49.430
40.000	ATHEROS COMMUNICATIONS ACCOUNT 21-80-640-5754008	1,054.50	1,054.50	984.40	.030			24.610
30.000	AUTOMATIC DATA PROCESSING INC ACCOUNT 21-80-610-5754008	1,148.65	1,148.65	1,158.30	.035	40.80	3.522	38.610
81.000	AVON PRODUCTS INC ACCOUNT 21-80-640-5754008	2,309.72	2,526.52	2,357.10	.071	71.28	3.024	29.100
68.000	BP PLC SPONSORED ADR ACCOUNT 21-80-636-5754008	2,734.02	2,734.02	2,368.44	.071			34.830
51.000	BMC SOFTWARE INC ACCOUNT 21-80-660-5754008	2,041.22	2,041.22	1,838.55	.055			36.050
22.000	BABCOCK & WILCOX CO ACCOUNT 21-80-640-5754008	505.92	505.92	492.80	.015			22.400
33.000	BAIDU INC ACCOUNT 21-80-640-5754008	461.33	461.33	2,588.19	.078			78.430
55.000	BALLY TECHNOLOGIES INC ACCOUNT 21-80-672-5754008	1,419.89	1,896.38	1,729.75	.052			31.250
269.000	BANK OF AMERICA CORP ACCOUNT 21-80-636-5754008	9,673.49	10,730.47	3,351.74	.101	10.76	.321	12.460
82.000	BANK OF AMERICA CORP ACCOUNT 21-80-610-5754008	2,317.53	3,084.79	1,021.72	.031	3.28	.321	12.460



STATEMENT OF INVESTMENTS

AS OF 08/31/10

PAGE 10

ACCOUNT 21-80-501-5754008
J E LIPSCOMB JR TUM CHAR

PAR VALUE /SHARES	INVESTMENT DESCRIPTION	CARRYING VALUE	TAX COST	MARKET VALUE	% OF MARKET	ESTIMATED INCOME	YIELD AT MARKET	MARKET UNIT PRICE
28.000	BARD C R INC ACCOUNT 21-80-660-5754008	2,138.26	2,138.26	2,151.24	.065	20.16	.937	76.830
30.000	BARRICK GOLD CORP SEDOL 2024677 ISIN CA0679011084 ACCOUNT 21-80-640-5754008	890.46	890.46	1,402.80	.042	14.40	1.027	46.760
74.000	BE AEROSPACE INC ACCOUNT 21-80-669-5754008	1,305.55	1,305.55	1,994.30	.060			26.950
9.000	BECTON DICKINSON & CO ACCOUNT 21-80-610-5754008	624.54	626.69	613.71	.018	13.32	2.170	68.190
143.000	WR BERKLEY CORP ACCOUNT 21-80-660-5754008	3,610.68	3,837.92	3,768.05	.113	40.04	1.063	26.350
39.000	BHP BILLITON LTD SPONSORED ADR ACCOUNT 21-80-636-5754008	1,692.72	1,791.07	2,593.50	.078	67.86	2.617	66.500
70.000	BIOMARIN PHARMACEUTICAL INC ACCOUNT 21-80-672-5754008	1,225.72	1,233.54	1,420.30	.043			20.290
73.000	BIODEN IDEC INC ACCOUNT 21-80-660-5754008	3,913.70	3,913.70	3,927.40	.118			53.800
90.000	BJ'S RESTAURANTS, INC ACCOUNT 21-80-672-5754008	1,003.46	1,019.79	2,154.60	.065			26.40
38.000	BOSTON PPTYS INC REIT ACCOUNT 21-80-660-5754008	1,773.33	1,791.28	3,093.20	.093	76.00	2.457	81.400



STATEMENT OF INVESTMENTS

AS OF 08/31/10

PAGE 11

ACCOUNT 21-80-501-5754008
J E LIPSCOMB JR TUV CHAR

PAR VALUE /SHARES	INVESTMENT DESCRIPTION	CARRYING VALUE	TAX COST	MARKET VALUE	% OF MARKET	ESTIMATED INCOME	YIELD AT MARKET	MARKET UNIT PRICE
85.000	BRIGHAM EXPL CO ACCOUNT 21-80-672-5754008	1,174.19	1,174.19	1,302.20	.039			15.720
58.000	BRINKER INTERNATIONAL INC ACCOUNT 21-80-690-5754008	1,360.68	1,360.68	913.50	.027	32.48	3.556	15.750
52.000	BRISTOW GROUP INC ACCOUNT 21-80-690-5754008	1,691.07	1,691.07	1,716.00	.052			33.000
95.000	BRUKER CORP ACCOUNT 21-80-672-5754008	1,244.35	1,244.35	1,129.55	.034			11.890
152.000	BRUKER CORP ACCOUNT 21-80-640-5754008	1,930.17	1,930.17	1,807.28	.054			11.890
21.000	BUCYRUS INTL INC ACCOUNT 21-80-640-5754008	1,048.72	1,048.72	1,207.29	.036	2.10	.174	57.490
76.000	BUCYRUS INTL INC ACCOUNT 21-80-690-5754008	1,104.57	1,127.68	4,369.24	.131	7.60	.174	57.490
229.000	CBS CORP CLASS B WI ACCOUNT 21-80-660-5754008	3,039.77	3,075.98	3,164.78	.095	45.80	1.447	13.820
35.000	CF INDUSTRIES HOLDINGS INC ACCOUNT 21-80-660-5754008	2,567.61	2,567.61	3,237.50	.097	14.00	.432	92.500
5.000	CME GROUP INC A DERIVATIVES EXCHANGE ACCOUNT 21-80-640-5754008	1,096.36	1,096.36	1,240.80	.037	23.00	1.854	24.660
153.000	CMS ENERGY CORP ACCOUNT 21-80-660-5754008	2,247.10	2,276.79	2,677.50	.080	91.80	3.429	17.500



STATEMENT OF INVESTMENTS

AS OF 08/31/10

PAGE 12

ACCOUNT 21-80-501-5754008 J E LIPSCOMB JR TUV CHAR

PAR VALUE /SHARES	INVESTMENT DESCRIPTION	CARRYING VALUE	TAX COST	MARKET VALUE	% OF MARKET	ESTIMATED INCOME	YIELD AT MARKET	MARKET UNIT PRICE
82.000	CABOT OIL & GAS CORP COM ACCOUNT 21-80-690-5754008	1,077.05	1,077.05	2,282.88	.069	9.84	.431	27.860
41.000	CANTEL MEDICAL CORP ACCOUNT 21-80-690-5754008	692.90	692.90	589.17	.018	4.10	.696	14.370
49.000	CARMAX INC ACCOUNT 21-80-640-5754008	1,043.75	1,043.75	976.57	.029			19.930
33.000	CARNIVAL CORP SEDOL 2523044 ISIN PA1436583006 ACCOUNT 21-80-636-5754008	1,287.67	1,287.67	1,028.94	.031	13.20	1.283	31.180
46.000	CASH AMERICA INTERNATIONAL INC ACCOUNT 21-80-690-5754008	1,687.51	1,827.27	1,408.98	.042	6.44	.457	30.630
65.000	CASH AMERICA INTERNATIONAL INC ACCOUNT 21-80-672-5754008	1,704.23	2,056.75	1,990.95	.060	9.10	.457	30.630
22.000	CATERPILLAR INC ACCOUNT 21-60-610-5754008	1,409.15	1,620.86	1,433.52	.043	38.72	2.701	65.160
63.000	CELANESE CORP-SERIES A ACCOUNT 21-80-660-5754008	2,070.55	2,070.55	1,682.10	.051	12.60	.749	26.700
80.000	CENTENE CORP ACCOUNT 21-80-672-5754008	1,848.18	2,158.88	1,617.60	.049			20.20
75.000	CENTURYLINK INC ACCOUNT 21-80-660-5754008	2,587.02	2,956.35	2,712.00	.081	217.50	8.020	36.160
68.000	CHECKPOINT SYSTEMS INC ACCOUNT 21-80-690-5754008	1,173.61	1,243.10	1,246.44	.037			18.330



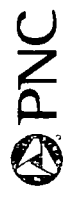
STATEMENT OF INVESTMENTS

AS OF 08/31/10

PAGE 13

ACCOUNT 21-80-501-5754008 J E LIPSCOMB JR TUV CHAR

PAR VALUE /SHARES	INVESTMENT DESCRIPTION	CARRYING VALUE	TAX COST	MARKET VALUE	% OF MARKET	ESTIMATED INCOME	YIELD AT MARKET	MARKET UNIT PRICE
93.000	CHESAPEAKE ENERGY CORP ACCOUNT 21-80-636-5754008	1,461.25	1,461.25	1,923.24	.058	27.90	1.451	20.680
41.000	CHEVRON CORPORATION ACCOUNT 21-80-610-5754008	2,025.71	2,164.80	3,037.28	.091	118.08	3.888	74.080
195.000	CHICOS FAS INC ACCOUNT 21-80-672-5754008	2,348.41	2,348.41	1,610.70	.048	31.20	1.937	8.260
35.000	CHOICE HOTELS INTL INC ACCOUNT 21-80-672-5754008	1,197.15	1,197.15	1,150.80	.035	25.90	2.251	32.880
115.000	CISCO SYSTEMS INC ACCOUNT 21-80-640-5754008	3,184.39	3,240.84	2,298.28	.069			19.985
49.000	CISCO SYSTEMS INC ACCOUNT 21-80-610-5754008	1,333.37	1,513.83	979.27	.029			19.985
61.000	CIRRUS LOGIC INC ACCOUNT 21-80-640-5754008	1,052.10	1,052.10	921.10	.028			15.100
525.000	CITIGROUP INC ACCOUNT 21-80-636-5754008	5,011.45	5,367.54	1,947.23	.059			3.709
188.000	CLEARWIRE CORP CLASS A ACCOUNT 21-80-660-5754008	1,399.74	1,399.74	1,206.96	.036			6.420
25.000	CLIFFS NATURAL RESOURCES INC ACCOUNT 21-80-660-5754008	1,345.33	1,345.33	1,529.75	.046	14.00	.915	61.190
75.000	CLOUD PEAK ENERGY INC ACCOUNT 21-80-672-5754008	1,357.19	1,357.19	1,186.50	.036			15.820



STATEMENT OF INVESTMENTS

AS OF 08/31/10

J E LIPSCOMB JR TUV CHAR

PAGE 14

ACCOUNT
21-80-501-5754008

PAR VALUE /SHARES	INVESTMENT DESCRIPTION	CARRYING VALUE	TAX COST	MARKET VALUE	% OF MARKET	ESTIMATED INCOME	YIELD AT MARKET	MARKET UNIT PRICE
62.000	COACH INC ACCOUNT 21-80-640-5754008	1,781.83	2,181.43	2,222.08	.067	37.20	1.674	35.00
85.000	COCA COLA CO ACCOUNT 21-80-610-5754008	3,446.75	3,446.75	4,749.97	.143	149.60	3.149	55.882
34.000	COGNIZANT TECHNOLOGY SOLUTIONS ACCOUNT 21-80-640-5754008	1,414.33	1,414.33	1,958.57	.059			57.605
60.000	COHERENT INC ACCOUNT 21-80-672-5754008	1,884.37	1,931.60	2,229.00	.067			37.150
49.000	COMERICA INC ACCOUNT 21-80-660-5754008	1,504.01	1,524.40	1,686.09	.051	9.80	.581	34.410
62.000	CONAGRA FOODS INC ACCOUNT 21-80-660-5754008	1,541.12	1,541.12	1,338.58	.040	57.04	4.261	21.590
48.000	CONOCOPHILLIPS ACCOUNT 21-80-636-5754008	3,221.63	3,251.65	2,516.64	.076	105.60	4.196	52.430
59.000	CONOCOPHILLIPS ACCOUNT 21-80-610-5754008	2,516.38	2,526.04	3,093.37	.093	129.80	4.196	52.430
36.000	COVANCE INC ACCOUNT 21-80-690-5754008	1,358.64	1,358.64	1,365.48	.041			37.930
22.000	CUMMINS INC ACCOUNT 21-80-640-5754008	1,038.64	1,038.64	1,637.02	.049	23.10	1.411	70.10
69.000	DPL INC ACCOUNT 21-80-660-5754008	1,903.58	1,933.49	1,747.08	.052	83.49	4.779	25.320
70.000	DTS INC ACCOUNT 21-80-672-5754008	1,659.98	1,690.93	2,453.50	.074			35.050



STATEMENT OF INVESTMENTS

AS OF 08/31/10

PAGE 15

ACCOUNT 21-80-501-5754008 J E LIPSCOMB JR TUW CHAR

PAR VALUE /SHARES	INVESTMENT DESCRIPTION	CARRYING VALUE	TAX COST	MARKET VALUE	% OF MARKET	ESTIMATED INCOME	YIELD AT MARKET	MARKET UNIT PRICE
200.000	DEAN FOODS CO NEW ACCOUNT 21-80-672-5754008	2,356.33	2,356.33	2,044.00	.061			10.220
77.000	DELPHI FINL GROUP INC CL A	1,662.53	1,731.97	1,717.10	.052	33.88	1.973	22.300
62.000	DEVON ENERGY CORP NEW ACCOUNT 21-80-636-5754008	4,201.81	4,589.00	3,737.36	.112	39.68	1.062	60.280
30.000	DIGITAL RLTY TR INC ACCOUNT 21-80-660-5754008	1,485.57	1,545.61	1,778.10	.053	63.60	3.577	59.270
61.000	DIGITAL RIV INC ACCOUNT 21-80-690-5754008	2,321.31	2,344.39	1,608.57	.048			26.370
61.000	DISNEY WALT CO ACCOUNT 21-80-636-5754008	1,457.90	1,457.90	1,984.94	.060	21.35	1.076	32.540
25.000	DISNEY WALT CO ACCOUNT 21-80-610-5754008	838.83	838.83	813.50	.024	8.75	1.076	32.540
160.000	DISH NETWORK CORP CL A	2,997.35	3,604.74	2,870.40	.086			17.940
89.000	DOUGLAS EMMETT INC-W/I ACCOUNT 21-80-660-5754008	1,507.93	1,507.93	1,434.68	.043	35.60	2.481	10.220
22.000	DOVER CORP ACCOUNT 21-80-640-5754008	1,137.03	1,137.03	984.72	.030	24.20	2.458	44.760
60.000	DUFF & PHELPS CORP CL A ACCOUNT 21-80-672-5754008	943.68	943.68	599.40	.018	14.40	2.402	9.990



STATEMENT OF INVESTMENTS

AS OF 08/31/10

PAGE 16

ACCOUNT 21-80-501-5754008
 J E LIPSCOMB JR TUV CHAR

PAR VALUE /SHARES	INVESTMENT DESCRIPTION	CARRYING VALUE	TAX COST	MARKET VALUE	% OF MARKET	ESTIMATED INCOME	YIELD AT MARKET	MARKET UNIT PRICE
72.000	EMC CORP ACCOUNT 21-80-640-5754008	1,312.11	1,312.11	1,313.28	.039			18.660
85.000	EMS TECHNOLOGIES INC ACCOUNT 21-80-672-5754008	1,224.51	1,224.51	1,234.20	.037			14.520
20.000	EATON CORP ACCOUNT 21-80-640-5754008	1,584.99	1,584.99	1,389.60	.042	46.40	3.339	69.480
38.000	EATON CORP ACCOUNT 21-80-636-5754008	1,920.34	1,920.34	2,640.24	.079	88.16	3.339	69.480
56.000	EATON CORP ACCOUNT 21-80-660-5754008	4,212.17	4,213.39	3,890.88	.117	129.92	3.339	69.480
78.000	EATON VANCE CORP COM NON VTG ACCOUNT 21-80-690-5754008	1,508.24	1,508.24	2,027.22	.061	49.92	2.462	25.990
71.000	EDISON INTL ACCOUNT 21-80-660-5754008	3,362.64	3,505.17	2,396.25	.072	89.46	3.733	33.750
35.000	EMERSON ELECTRIC CO ACCOUNT 21-80-636-5754008	1,163.77	1,163.77	1,632.75	.049	46.90	2.872	46.650
92.000	EXPEDIA INC ACCOUNT 21-80-640-5754008	2,249.36	2,249.36	2,103.12	.063	25.76	1.225	22.860
91.000	EXXON MOBIL CORP ACCOUNT 21-80-610-5754008	3,567.80	4,993.16	5,379.01	.162	160.16	2.977	59.110
123.000	FLIR SYSTEM INC ACCOUNT 21-80-690-5754008	1,678.14	1,948.92	3,087.30	.093			25.100



STATEMENT OF INVESTMENTS

AS OF 08/31/10

PAGE 17

ACCOUNT 21-80-501-5754008
J E LIPSCOMB JR TUW CHAR

PAR VALUE /SHARES	INVESTMENT DESCRIPTION	CARRYING VALUE	TAX COST	MARKET VALUE	% OF MARKET	ESTIMATED INCOME	YIELD AT MARKET	MARKET UNIT PRICE
70.000	FTI CONSULTING INC ACCOUNT 21-80-672-5754008	2,434.02	2,434.02	2,294.60	.069	65.31	2.846	32.780
23.000	FEDEX CORPORATION ACCOUNT 21-80-636-5754008	1,632.66	1,632.66	1,795.15	.054	11.04	.615	78.050
20.000	F5 NETWORKS INC ACCOUNT 21-80-640-5754008	1,031.81	1,031.81	1,748.60	.053			87.430
143.000	FIFTH THIRD BANCORP ACCOUNT 21-80-660-5754008	1,729.15	1,764.81	1,578.72	.047	5.72	.362	11.040
113.000	FIRST HORIZON MATL CORP ACCOUNT 21-80-660-5754008	1,362.57	1,362.57	1,139.04	.034	90.40	7.937	10.080
70.000	FIRST POTONAC RLTY TR ACCOUNT 21-80-690-5754008	791.52	791.52	1,038.10	.031	56.00	5.394	14.830
7.000	FIRST SOLAR INC ACCOUNT 21-80-640-5754008	1,507.76	1,507.76	894.95	.027			127.850
23.000	FIRSTENERGY CORP ACCOUNT 21-80-660-5754008	1,356.85	1,539.47	840.19	.025	50.60	6.022	36.530
46.000	FLUOR CORP ACCOUNT 21-80-640-5754008	2,102.12	2,102.12	2,054.36	.062	23.00	1.120	44.660
17.000	FLUOR CORP ACCOUNT 21-80-610-5754008	838.40	863.90	759.22	.023	8.50	1.120	60
23.000	FOMENTO ECONOMICO MEXICANO SAB DE CV SPONSORED ADR ACCOUNT 21-80-610-5754008	1,004.50	1,004.50	1,120.10	.034	14.38	1.284	48.700



STATEMENT OF INVESTMENTS

AS OF 08/31/10

ACCOUNT
21-80-501-5754008

J E LIPSCOMB JR TUM CHAR

PAGE 18

PAR VALUE /SHARES	INVESTMENT DESCRIPTION	CARRYING VALUE	TAX COST	MARKET VALUE	% OF MARKET	ESTIMATED INCOME	YIELD AT MARKET	MARKET UNIT PRICE
88.000	FOREST OIL CORP ACCOUNT 21-80-660-5754008	2,413.15	2,413.15	2,298.56	.069			26.120
41.000	FOSSIL INC ACCOUNT 21-80-660-5754008	1,330.46	1,330.46	1,947.09	.059			47.490
10.000	FRANKLIN RESOURCES INC ACCOUNT 21-80-640-5754008	926.89	926.89	965.10	.029	8.80	.912	96.510
11.000	FRANKLIN RESOURCES INC ACCOUNT 21-80-610-5754008	1,097.46	1,097.46	1,061.61	.032	9.68	.912	96.510
13.000	FREEMPORT MCMORAN COPPER & GOLD INC ACCOUNT 21-80-610-5754008	1,077.98	1,077.98	935.87	.028	15.60	1.667	71.990
110.000	THE GEO GROUP INC ACCOUNT 21-80-672-5754008	1,593.79	1,593.79	2,431.00	.073			22.100
22.000	GEN PROBE INC ACCOUNT 21-80-640-5754008	1,566.90	1,566.90	990.66	.030			45.030
17.000	GENERAL DYNAMICS CORP ACCOUNT 21-80-610-5754008	1,332.75	1,554.95	949.79	.029	28.56	3.007	55.870
102.000	GENERAL ELECTRIC CO ACCOUNT 21-80-610-5754008	2,604.82	4,641.60	1,476.96	.044	48.96	3.315	14.480
171.000	GENERAL ELECTRIC CO ACCOUNT 21-80-636-5754008	4,369.88	4,552.94	2,476.08	.074	82.08	3.315	14.480
105.000	GENESCO INC ACCOUNT 21-80-672-5754008	2,236.24	2,392.82	2,650.20	.080			25.240



STATEMENT OF INVESTMENTS

AS OF 08/31/10

PAGE 19

ACCOUNT
21-80-501-5754008

J E LIPSCOMB JR TUV CHAR

PAR VALUE /SHARES	INVESTMENT DESCRIPTION	CARRYING VALUE	TAX COST	MARKET VALUE	% OF MARKET	ESTIMATED INCOME	YIELD AT MARKET	MARKET UNIT PRICE
116.000	GENWORTH FINL INC COM CL A	1,321.65	1,321.65	1,257.44	.038	304.50	24.216	10.840
66.000	ACCOUNT 21-80-660-5754008 GLOBAL PAYMENTS INC-W/I	1,677.92	1,705.26	2,483.58	.075	5.28	.213	37.630
17.000	ACCOUNT 21-80-690-5754008 GOLDMAN SACHS GROUP INC	1,698.08	1,833.92	2,327.81	.070	23.80	1.022	136.930
12.000	ACCOUNT 21-80-636-5754008 GOOGLE INC-CL A	3,817.50	5,330.85	5,400.24	.162			450.020
80.000	ACCOUNT 21-80-640-5754008 GRAFTECH INTERNATIONAL LTD	1,207.24	1,207.24	1,124.80	.034			14.060
120.000	ACCOUNT 21-80-640-5754008 GRAFTECH INTERNATIONAL LTD	1,376.53	1,376.53	1,687.20	.051			14.060
94.000	ACCOUNT 21-80-660-5754008 GUESS INC	3,755.60	3,755.60	3,038.08	.091	60.16	1.980	32.320
29.000	ACCOUNT 21-80-610-5754008 HSBC HLDGS PLC SPONSORED ADR NEW	1,885.34	2,437.43	1,426.80	.043	49.30	3.455	49.200
46.000	ACCOUNT 21-80-610-5754008 HALLIBURTON CO	1,652.73	1,682.81	1,297.66	.039	16.56	1.276	28.210
100.000	ACCOUNT 21-80-640-5754008 HALLIBURTON CO	3,009.56	3,519.90	2,821.00	.085	36.00	1.276	28.210
56.000	ACCOUNT 21-80-660-5754008 HANESBRANDS INC - W/I	1,376.03	1,376.03	1,340.64	.040			23.940



STATEMENT OF INVESTMENTS

AS OF 08/31/10

PAGE 20

ACCOUNT
21-80-501-5754008

J E LIPSCOMB JR TUV CHAR

PAR VALUE /SHARES	INVESTMENT DESCRIPTION	CARRYING VALUE	TAX COST	MARKET VALUE	% OF MARKET	ESTIMATED INCOME	YIELD AT MARKET	MARKET UNIT PRICE
14.000	HANSEN NATURAL CORP ACCOUNT 21-80-660-5754008	376.80	376.80	630.56	.019			45.040
23.000	HANSEN NATURAL CORP ACCOUNT 21-80-640-5754008	1,086.31	1,086.31	1,035.92	.031			45.040
54.000	HARSCO CORP ACCOUNT 21-80-690-5754008	1,642.89	1,642.89	1,076.76	.032	44.28	4.112	19.940
86.000	HARTFORD FINL SVCS GROUP INC ACCOUNT 21-80-636-5754008	2,281.37	2,281.37	1,734.36	.052	17.20	.992	20.167
123.000	HARTFORD FINL SVCS GROUP INC ACCOUNT 21-80-660-5754008	2,182.00	2,182.00	2,480.54	.075	24.60	.992	20.167
76.000	HEALTHWAYS INC ACCOUNT 21-80-690-5754008	2,142.19	2,252.69	950.00	.029			12.500
41.000	HEINZ H J CO ACCOUNT 21-80-660-5754008	1,913.88	1,913.88	1,895.84	.057	73.80	3.893	46.240
35.000	HELMERICH & PAYNE INC ACCOUNT 21-80-660-5754008	1,409.96	1,409.96	1,296.40	.039	8.40	.648	37.040
121.000	HEXCEL CORP ACCOUNT 21-80-690-5754008	2,457.75	2,681.43	2,064.26	.062	53.24	2.579	17.060
75.000	HOLOGIC INC ACCOUNT 21-80-660-5754008	1,457.45	1,457.45	1,063.50	.032			1.380
132.000	HOST HOTELS & RESORTS INC REIT ACCOUNT 21-80-660-5754008	1,858.22	1,858.22	1,736.72	.052	5.28	.304	13.157



STATEMENT OF INVESTMENTS

AS OF 08/31/10

PAGE 21

ACCOUNT 21-80-501-5754008 J E LIPSCOMB JR TUM CHAR

PAR VALUE /SHARES	INVESTMENT DESCRIPTION	CARRYING VALUE	TAX COST	MARKET VALUE	% OF MARKET	ESTIMATED INCOME	YIELD AT MARKET	MARKET UNIT PRICE
285.000	HUNTSMAN CORP ACCOUNT 21-80-672-5754008	1,437.93	1,709.48	2,602.05	.078	114.00	4.361	9.130
80.000	ICON PUB LTD CO SPONSORED ADR ACCOUNT 21-80-672-5754008	1,668.89	1,742.25	1,760.00	.053			22.000
28.000	ILLUMINA INC ACCOUNT 21-80-640-5754008	1,130.20	1,130.20	1,200.92	.036			42.890
56.000	IMAX CORP ACCOUNT 21-80-640-5754008	1,107.08	1,107.08	791.28	.024			14.130
90.000	INFORMATICA CORP ACCOUNT 21-80-672-5754008	1,703.31	1,703.32	2,892.60	.087			32.140
19.000	INFOSYS TECHNOLOGIES LTD SPONSORED ADR REPSTG 1/4 ACCOUNT 21-80-640-5754008	1,181.77	1,181.77	1,088.32	.033	9.52	.875	57.280
73.000	INTEL CORP ACCOUNT 21-80-640-5754008	1,433.97	1,433.97	1,289.55	.039	45.99	3.566	17.665
105.000	INTEL CORP ACCOUNT 21-80-610-5754008	2,428.28	3,636.87	1,854.83	.056	66.15	3.566	17.665
19.000	INTERCONTINENTAL EXCHANGE INC ACCOUNT 21-80-640-5754008	1,477.48	1,743.40	1,815.64	.055			9.560
17.000	INTERNATIONAL BUSINESS MACHS CORP ACCOUNT 21-80-610-5754008	2,228.35	2,228.35	2,093.21	.063	44.20	2.112	123.130
3.000	INTUITIVE SURGICAL INC ACCOUNT 21-80-610-5754008	622.55	874.05	795.09	.024			265.030



STATEMENT OF INVESTMENTS

AS OF 08/31/10

PAGE 22

ACCOUNT
21-80-501-5754008

J E LIPSCOMB JR TUV CHAR

PAR VALUE /SHARES	INVESTMENT DESCRIPTION	CARRYING VALUE	TAX COST	MARKET VALUE	% OF MARKET	ESTIMATED INCOME	YIELD AT MARKET	MARKET UNIT PRICE
7.000	INTUITIVE SURGICAL INC ACCOUNT 21-80-640-5754008	1,856.62	1,856.62	1,855.21	.056			265.030
50.000	INTREPID POTASH INC ACCOUNT 21-80-672-5754008	1,286.70	1,286.70	1,122.50	.034			22.450
40.000	ITRON, INC. ACCOUNT 21-80-690-5754008	1,936.46	1,936.46	2,160.00	.065			54.000
18.000	ITRON, INC. ACCOUNT 21-80-640-5754008	1,100.09	1,100.09	972.00	.029			54.000
66.000	JPMORGAN CHASE & CO ACCOUNT 21-80-636-5754008	2,619.35	2,705.71	2,399.76	.072	13.20	.550	36.360
54.000	JPMORGAN CHASE & CO ACCOUNT 21-80-610-5754008	1,887.09	2,117.00	1,963.44	.059	10.80	.550	36.360
71.000	JABIL CIRCUIT ACCOUNT 21-80-640-5754008	1,090.59	1,090.59	727.75	.022	19.88	2.732	10.250
116.000	JANUS CAPITAL GROUP INC ACCOUNT 21-80-660-5754008	1,082.59	1,082.59	1,053.28	.032	4.64	.441	9.080
84.000	JEFFRIES GROUP INC ACCOUNT 21-80-690-5754008	1,241.52	1,241.52	1,890.84	.057	25.20	1.333	22.510
254.000	JETBLUE AIRWAYS ACCOUNT 21-80-660-5754008	1,443.81	1,443.81	1,450.34	.044			10
66.000	JOHNSON & JOHNSON ACCOUNT 21-80-610-5754008	2,542.10	3,988.38	3,763.32	.113	142.56	3.788	57.020
49.000	KANSAS CITY SOUTHERN ACCOUNT 21-80-660-5754008	1,275.03	1,275.03	1,644.93	.049	15.68	.953	33.570



STATEMENT OF INVESTMENTS

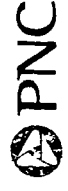
AS OF 08/31/10

PAGE 23

J E LIPSCOMB JR TUM CHAR

ACCOUNT
21-80-501-5754008

PAR VALUE /SHARES	INVESTMENT DESCRIPTION	CARRYING VALUE	TAX COST	MARKET VALUE	% OF MARKET	ESTIMATED INCOME	YIELD AT MARKET	MARKET UNIT PRICE
154.000	KEY ENERGY SERVICES INC ACCOUNT 21-80-660-5754008	1,490.97	1,490.97	1,233.54	.037			8.010
62.000	KINETIC CONCEPTS INC COM NEW	2,443.99	2,443.99	1,979.04	.059			31.920
45.000	LANDSTAR SYS INC ACCOUNT 21-80-672-5754008	1,498.47	1,504.29	1,619.10	.049	9.00	.556	35.980
23.000	LAUDER ESTEE COS INC CL A	1,023.41	1,057.08	1,289.61	.039	12.65	.981	56.070
18.000	LEAR CORP- W/I ACCOUNT 21-80-660-5754008	1,394.24	1,394.24	1,325.88	.040			73.660
191.000	LIBERTY MEDI INTERACTIVE A ACCOUNT 21-80-660-5754008	2,142.32	2,142.32	2,015.05	.061			10.550
79.000	LIFE TIME FITNESS INC ACCOUNT 21-80-690-5754008	2,356.85	2,356.85	2,683.63	.081			33.970
39.000	LINEAR TECHNOLOGY CORP ACCOUNT 21-80-640-5754008	1,411.66	1,411.66	1,116.18	.034	35.88	3.215	28.620
30.000	LONGTOP FINL TECHNOLOGIES LTD ADR ISIN US54318P1084 SEDOL B28G1Z5 ACCOUNT 21-80-640-5754008	1,088.50	1,088.50	977.40	.029			32.580
96.000	LOWES COMPANIES INC ACCOUNT 21-80-636-5754008	2,632.22	2,831.10	1,946.88	.058	42.24	2.170	20.280



STATEMENT OF INVESTMENTS

AS OF 08/31/10

PAGE 24

ACCOUNT
21-80-501-5754008

J E LIPSCOMB JR TUM CHAR

PAR VALUE /SHARES	INVESTMENT DESCRIPTION	CARRYING VALUE	TAX COST	MARKET VALUE	% OF MARKET	ESTIMATED INCOME	YIELD AT MARKET	MARKET UNIT PRICE
42.000	LUFKIN INDS, INC. ACCOUNT 21-80-690-5754008	1,585.90	1,585.90	1,623.72	.049	21.00	1.293	38.660
90.000	LUFKIN INDS, INC. ACCOUNT 21-80-672-5754008	1,593.46	1,668.73	3,479.40	.105	45.00	1.293	38.660
35.000	LULULEMON ATHLETICA INC ACCOUNT 21-80-640-5754008	1,104.29	1,104.29	1,150.52	.035			32.872
21.000	M&T BK CORP ACCOUNT 21-80-660-5754008	1,078.05	1,078.05	1,798.44	.054	58.80	3.270	85.640
189.000	MFA FINANCIAL INC ACCOUNT 21-80-660-5754008	1,426.40	1,426.40	1,392.93	.042	170.10	12.212	7.370
110.000	MGIC INVT CORP WIS ACCOUNT 21-80-672-5754008	1,314.67	1,314.67	794.20	.024	11.00	1.385	7.220
37.000	MADDEN STEVEN LTD ACCOUNT 21-80-672-5754008	1,218.27	1,218.27	1,272.62	.038			34.395
74.000	MARSH & MCLENNAN COMPANIES INC ACCOUNT 21-80-660-5754008	1,728.52	1,907.61	1,755.28	.053	62.16	3.541	23.720
44.000	MC DERROTT INTERNATIONAL INC ACCOUNT 21-80-640-5754008	552.37	552.37	564.08	.017	8.80	1.560	12.820
52.000	MC DONALDS CORP ACCOUNT 21-80-610-5754008	2,352.51	2,528.51	3,799.12	.114	126.88	3.340	75.060
31.000	MC GRAW HILL COMPANIES INC ACCOUNT 21-80-610-5754008	1,403.52	1,403.52	857.15	.026	29.14	3.400	27.650



STATEMENT OF INVESTMENTS

AS OF 08/31/10

PAGE 25

ACCOUNT
21-80-501-5754008

J E LIPSCOMB JR TUV CHAR

PAR VALUE /SHARES	INVESTMENT DESCRIPTION	CARRYING VALUE	TAX COST	MARKET VALUE	% OF MARKET	ESTIMATED INCOME	YIELD AT MARKET	MARKET UNIT PRICE
70.000	MEDASSETS INC ACCOUNT 21-80-672-5754008	1,200.34	1,200.34	1,386.00	.042			19.800
210.000	MEDICAL PROPERTIES TRUST INC ACCOUNT 21-80-690-5754008	1,563.10	1,563.10	2,066.40	.062	168.00	8.130	9.840
45.000	MEDNAX INC ACCOUNT 21-80-690-5754008	2,556.50	2,556.50	2,085.30	.063			46.340
47.000	MEDTRONIC INC ACCOUNT 21-80-610-5754008	2,170.30	2,216.16	1,478.15	.044	42.30	2.862	31.450
26.000	MERCADOLIBRE INC ACCOUNT 21-80-640-5754008	1,080.68	1,080.68	1,714.44	.052			65.940
48.000	MERCK & CO INC ACCOUNT 21-80-610-5754008	1,585.40	2,194.08	1,687.68	.051	72.96	4.323	35.160
38.000	MERITAGE HOMES CORPORATION ACCOUNT 21-80-690-5754008	1,266.92	1,266.92	678.68	.020	57.00	8.399	17.860
66.000	MICROSOFT CORP ACCOUNT 21-80-636-5754008	1,423.19	1,423.19	1,548.69	.047	42.24	2.727	23.465
114.000	MICROSOFT CORP ACCOUNT 21-80-610-5754008	3,267.23	5,272.50	2,675.01	.080	72.96	2.727	23.465
18.000	MICROCHIP TECHNOLOGY INC ACCOUNT 21-80-610-5754008	640.35	640.35	499.14	.015	24.70	4.949	23.30
65.000	MONSTER WORLDWIDE INC ACCOUNT 21-80-672-5754008	1,234.83	1,234.83	716.95	.022			11.030



STATEMENT OF INVESTMENTS

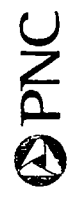
AS OF 08/31/10

PAGE 26

ACCOUNT
21-80-501-5754008

J E LIPSCOMB JR TUM CHAR

PAR VALUE /SHARES	INVESTMENT DESCRIPTION	CARRYING VALUE	TAX COST	MARKET VALUE	% OF MARKET	ESTIMATED INCOME	YIELD AT MARKET	MARKET UNIT PRICE
47.000	MOOG INC CLASS A ACCOUNT 21-80-690-5754008	1,122.00	1,205.30	1,466.40	.044	3.29	.224	31.200
29.000	NII HOLDINGS INC CL B ACCOUNT 21-80-640-5754008	988.94	988.94	1,051.25	.032			36.250
3.000	NVR INC ACCOUNT 21-80-660-5754008	1,685.56	1,685.56	1,812.48	.054			604.160
36.000	NATIONAL OILWELL VARCO INC ACCOUNT 21-80-640-5754008	1,257.22	1,593.89	1,354.68	.041	14.40	1.063	37.630
65.000	NESTLE S.A. SPONSORED ADR REPSTG REG SH ACCOUNT 21-80-610-5754008	1,843.45	1,843.45	3,350.75	.101	58.31	1.740	51.550
58.000	NETAPP INC ACCOUNT 21-80-640-5754008	1,392.00	1,392.00	2,342.04	.070			40.380
95.000	NETEZZA CORP ACCOUNT 21-80-672-5754008	1,069.69	1,250.24	1,848.70	.056			19.460
13.000	NEW ORIENTAL ED & TECHNOLOGY GROUP INC SPONSORED ADR ACCOUNT 21-80-640-5754008	957.64	957.64	1,281.67	.039			98.590
176.000	NEWELL RUBBERMAID INC ACCOUNT 21-80-660-5754008	3,059.88	3,340.66	2,641.76	.079	35.20	1.332	15.010
83.000	NEWFIELD EXPLORATION CO ACCOUNT 21-80-660-5754008	3,688.08	4,835.21	3,984.83	.120			48.010



STATEMENT OF INVESTMENTS

AS OF 08/31/10

PAGE 27

ACCOUNT 21-80-501-5754008 J E LIPSCOMB JR TUN CHAR

PAR VALUE /SHARES	INVESTMENT DESCRIPTION	CARRYING VALUE	TAX COST	MARKET VALUE	% OF MARKET	ESTIMATED INCOME	YIELD AT MARKET	MARKET UNIT PRICE
22.000	NEWMONT MINING CORP ACCOUNT 21-80-636-5754008	697.44	697.44	1,349.04	.041	13.20	.978	61.320
104.000	NEWS CORPORATION CL A ACCOUNT 21-80-610-5754008	1,827.40	1,841.84	1,306.24	.039	15.60	1.194	12.560
71.000	NORTHEAST UTILITIES ACCOUNT 21-80-660-5754008	1,888.73	1,888.73	2,056.87	.062	72.78	3.538	28.970
31.000	NORTHROP GRUMMAN CORPORATION ACCOUNT 21-80-636-5754008	1,862.96	2,066.15	1,677.72	.050	58.28	3.474	54.120
45.000	NORTHWEST PIPE CO ACCOUNT 21-80-672-5754008	1,354.06	1,393.95	672.75	.020			14.950
15.000	NOVO NORDISK A S ADR	1,035.84	1,035.84	1,284.30	.039	14.69	1.144	85.620
19.000	NOVO NORDISK A S ADR	1,298.25	1,298.25	1,626.78	.049	18.60	1.143	85.620
154.000	NV ENERGY INC ACCOUNT 21-80-660-5754008	1,923.37	1,923.37	1,971.20	.059	67.76	3.438	12.800
35.000	OYO GEOSPACE ACCOUNT 21-80-672-5754008	2,384.33	2,466.45	1,723.75	.052			60.350
47.000	OCCIDENTAL PETROLEUM CORP ACCOUNT 21-80-636-5754008	3,078.62	3,123.19	3,434.76	.103	71.44	2.080	73.080
23.000	OCCIDENTAL PETROLEUM CORP ACCOUNT 21-80-610-5754008	635.49	635.49	1,680.84	.051	34.96	2.080	73.080



STATEMENT OF INVESTMENTS

AS OF 08/31/10

PAGE 28

ACCOUNT
21-80-501-5754008

J E LIPSCOMB JR TUV CHAR

PAR VALUE /SHARES	INVESTMENT DESCRIPTION	CARRYING VALUE	TAX COST	MARKET VALUE	% OF MARKET	ESTIMATED INCOME	YIELD AT MARKET	MARKET UNIT PRICE
255.000	ON SEMICONDUCTOR CORPORATION ACCOUNT 21-80-660-5754008	1,927.62	1,927.62	1,575.90	.047			6.180
200.000	ON SEMICONDUCTOR CORPORATION ACCOUNT 21-80-672-5754008	1,135.40	1,156.55	1,236.00	.037			6.180
44.000	ONEOK INC NEW ACCOUNT 21-80-690-5754008	933.68	933.68	1,888.04	.057	80.96	4.288	42.910
80.000	ORACLE CORP ACCOUNT 21-80-640-5754008	1,417.15	1,417.15	1,747.60	.053	16.00	.916	21.845
35.000	OPTIONSXPRESS HOLDINGS INC ACCOUNT 21-80-672-5754008	560.46	560.46	498.05	.015	11.20	2.249	14.230
52.000	OWENS ILL INC NEW ACCOUNT 21-80-660-5754008	1,379.26	1,379.26	1,303.12	.039	30.89	2.370	25.060
88.000	PPL CORPORATION ACCOUNT 21-80-660-5754008	2,873.20	2,873.20	2,390.08	.072	123.20	5.155	27.160
87.000	PARAMETRIC TECHNOLOGY CORP ACCOUNT 21-80-660-5754008	1,417.37	1,417.37	1,480.74	.044			17.020
40.000	PARKER HANNIFIN CORP ACCOUNT 21-80-660-5754008	2,625.87	2,789.50	2,366.40	.071	43.20	1.826	57.630
38.000	PARKER HANNIFIN CORP ACCOUNT 21-80-640-5754008	2,512.13	2,636.96	2,248.08	.068	41.04	1.826	59.160
23.000	PEABODY ENERGY CORP ACCOUNT 21-80-610-5754008	911.09	929.76	984.17	.030	6.44	.654	42.790



STATEMENT OF INVESTMENTS

AS OF 08/31/10

PAGE 29

ACCOUNT
21-80-501-5754008

J E LIPSCOMB JR TUW CHAR

PAR VALUE /SHARES	INVESTMENT DESCRIPTION	CARRYING VALUE	TAX COST	MARKET VALUE	% OF MARKET	ESTIMATED INCOME	YIELD AT MARKET	MARKET UNIT PRICE
43.000	PENTAIR INC ACCOUNT 21-80-660-5754008	1,268.95	1,268.95	1,294.30	.039	32.68	2.525	30.100
43.000	PEPSICO INC ACCOUNT 21-80-610-5754008	1,594.16	2,099.69	2,759.74	.083	82.56	2.992	64.180
205.000	PFIZER INC ACCOUNT 21-80-636-5754008	4,558.89	4,633.03	3,261.55	.098	147.60	4.525	15.910
91.000	PHARMACUTICAL PROD DEV INC ACCOUNT 21-80-690-5754008	1,447.18	1,447.18	2,090.27	.063	54.60	2.612	22.970
38.000	PHILIP MORRIS INTERNAT-W/I ACCOUNT 21-80-636-5754008	1,391.94	1,391.94	1,951.68	.059	97.28	4.984	51.360
108.000	PHILIP MORRIS INTERNAT-W/I ACCOUNT 21-80-610-5754008	3,836.70	4,173.31	5,546.88	.167	276.48	4.984	51.360
53.000	PHILLIPS-VAN HEUSEN CORP ACCOUNT 21-80-690-5754008	998.52	998.52	2,421.04	.073	7.95	.328	45.680
105.000	PINNACLE ENTERTAINMENT INC ACCOUNT 21-80-672-5754008	1,231.97	1,231.97	1,029.00	.031	50.30	4.888	9.800
40.000	PINNACLE WEST CAPITAL CORP ACCOUNT 21-80-660-5754008	1,432.28	1,432.28	1,594.00	.048	84.00	5.270	39.850
31.000	PLANTRONICS INC NEW ACCOUNT 21-80-640-5754008	987.01	987.01	846.61	.025	6.20	.732	27.10
21.000	PRAXAIR INC ACCOUNT 21-80-610-5754008	1,079.64	1,165.84	1,806.63	.054	37.80	2.092	86.030
43.000	PRICE T ROWE GROUP INC ACCOUNT 21-80-640-5754008	2,449.97	2,604.80	1,882.97	.057	46.44	2.466	43.790



STATEMENT OF INVESTMENTS

AS OF 08/31/10

PAGE 30

ACCOUNT
21-80-501-5754008

J E LIPSCOMB JR TUN CHAR

PAR VALUE /SHARES	INVESTMENT DESCRIPTION	CARRYING VALUE	TAX COST	MARKET VALUE	% OF MARKET	ESTIMATED INCOME	YIELD AT MARKET	MARKET UNIT PRICE
19.000	PRICELINE.COM INC ACCOUNT 21-80-640-5754008	4,446.94	4,699.18	5,538.12	.166			291.680
164.000	PRINCIPAL FINANCIAL GROUP ACCOUNT 21-80-660-5754008	3,796.12	3,796.12	3,780.20	.114	82.00	2.169	23.050
52.000	PROCTER & GAMBLE CO ACCOUNT 21-80-610-5754008	2,936.36	2,953.08	3,102.84	.093	100.20	3.229	59.670
34.000	PROGRESS ENERGY INC ACCOUNT 21-80-660-5754008	1,336.26	1,336.26	1,458.94	.044	84.32	5.780	42.910
86.000	PROGRESSIVE CORP OHIO ACCOUNT 21-80-660-5754008	1,603.37	1,623.84	1,702.80	.051	13.85	.813	19.800
105.000	PROTECTIVE LIFE CORP ACCOUNT 21-80-690-5754008	2,149.37	2,303.02	1,961.40	.059	58.80	2.998	18.680
11.000	PRUDENTIAL FINANCIAL, INC. ACCOUNT 21-80-610-5754008	1,006.68	1,006.68	556.60	.017	7.70	1.383	50.600
93.000	QEP RESOURCES INC ACCOUNT 21-80-660-5754008	2,794.89	2,804.74	2,699.79	.081	1.86	.069	29.030
30.000	QUALCOMM INC ACCOUNT 21-80-610-5754008	1,204.98	1,286.37	1,149.00	.035	22.80	1.984	38.300
77.000	QUALCOMM INC ACCOUNT 21-80-640-5754008	2,963.36	2,963.36	2,949.10	.089	58.52	1.984	38.300
35.000	QUALITY SYSTEMS INC ACCOUNT 21-80-672-5754008	1,192.96	1,239.70	1,961.75	.059	42.00	2.141	56.050
75.000	RADIANT SYS INC ACCOUNT 21-80-672-5754008	1,109.29	1,308.01	1,343.25	.040			17.910



STATEMENT OF INVESTMENTS

AS OF 08/31/10

PAGE 31

ACCOUNT
21-80-501-5754008

J E LIPSCOMB JR TOW CHAR

PAR VALUE /SHARES	INVESTMENT DESCRIPTION	CARRYING VALUE	TAX COST	MARKET VALUE	% OF MARKET	ESTIMATED INCOME	YIELD AT MARKET	MARKET UNIT PRICE
79.000	RANGE RES CORP ACCOUNT 21-80-660-5754008	3,512.36	4,020.11	2,670.99	.080	12.64	.473	33.810
88.000	RAYMOND JAMES FINANCIAL INC ACCOUNT 21-80-690-5754008	1,646.44	1,698.81	2,031.04	.061	38.72	1.906	23.080
60.000	REDWOOD TR INC ACCOUNT 21-80-672-5754008	879.33	879.33	828.60	.025	60.00	7.241	13.810
40.000	REGAL BELOIT CORP ACCOUNT 21-80-672-5754008	1,773.02	1,778.79	2,212.80	.066	27.20	1.229	55.320
35.000	REGENERON PHARMACEUTICALS INC ACCOUNT 21-80-672-5754008	750.14	750.14	769.30	.023			21.980
48.000	REINSURANCE GROUP OF AMERICA ACCOUNT 21-80-690-5754008	1,382.01	1,382.01	2,099.52	.063	23.04	1.097	43.740
59.000	REPUBLIC SVCS INC ACCOUNT 21-80-660-5754008	1,525.09	1,721.13	1,736.37	.052	47.20	2.718	29.430
50.000	RIVERBED TECHNOLOGY INC ACCOUNT 21-80-672-5754008	1,200.87	1,200.87	1,918.00	.058			38.360
39.000	RIVERBED TECHNOLOGY INC ACCOUNT 21-80-640-5754008	1,120.39	1,120.39	1,496.04	.045			38.360
37.000	ROCHE HOLDING LTD SPONSORED ADR ACCOUNT 21-80-610-5754008	1,636.94	1,636.94	1,255.41	.038	42.92	3.419	38.360
85.000	ROVI CORP ACCOUNT 21-80-672-5754008	1,415.30	1,474.08	3,698.35	.111			43.510



STATEMENT OF INVESTMENTS

AS OF 08/31/10

PAGE 32

ACCOUNT 21-80-501-5754008 J E LIPSCOMB JR TUV CHAR

PAR VALUE /SHARES	INVESTMENT DESCRIPTION	CARRYING VALUE	TAX COST	MARKET VALUE	% OF MARKET	ESTIMATED INCOME	YIELD AT MARKET	MARKET UNIT PRICE
40.000	ROYAL DUTCH SHELL PLC ADR A ACCOUNT 21-80-610-5754008	2,173.96	2,574.00	2,122.00	.064	114.24	5.384	53.850
33.000	ROYAL DUTCH SHELL PLC ADR A ACCOUNT 21-80-636-5754008	1,918.00	1,918.00	1,750.65	.053	94.25	5.384	53.050
32.000	RYDER SYSTEM INC ACCOUNT 21-80-660-5754008	1,229.05	1,229.05	1,227.84	.037	34.56	2.815	38.370
42.000	SBA COMMUNICATIONS CORP (IPO) ACCOUNT 21-80-690-5754008	847.36	847.37	1,503.60	.045			35.800
195.000	SLM CORP ACCOUNT 21-80-660-5754008	2,226.12	2,885.56	2,154.75	.065	195.00	9.050	11.050
75.000	SRA INTERNATIONAL INC CL A ACCOUNT 21-80-690-5754008	1,903.97	1,903.97	1,443.75	.043			19.250
20.000	SALIX PHARMACEUTICALS LTD ACCOUNT 21-80-672-5754008	788.88	788.88	757.20	.023			37.860
75.000	SCANA CORP W/I ACCOUNT 21-80-660-5754008	2,711.31	2,711.31	2,927.25	.088	142.50	4.868	39.030
13.000	SCHLUMBERGER LTD SEDOL 2779201 ISIN AN8068571086 ACCOUNT 21-80-610-5754008	1,269.21	1,269.21	693.29	.021	10.92	1.575	5.000
48.000	THE SCOTTS MIRACLE-GRO COMPANY ACCOUNT 21-80-690-5754008	1,775.42	1,821.89	2,267.04	.068	48.00	2.117	47.230



STATEMENT OF INVESTMENTS

AS OF 08/31/10

ACCOUNT
21-80-501-5754008

J E LIPSCOMB JR TUM CHAR

PAGE 33

PAR VALUE /SHARES	INVESTMENT DESCRIPTION	CARRYING VALUE	TAX COST	MARKET VALUE	% OF MARKET	ESTIMATED INCOME	YIELD AT MARKET	MARKET UNIT PRICE
45.000	SEATTLE GENETICS INC / WA ACCOUNT 21-80-672-5754008	518.22	518.22	515.25	.015			11.650
28.000	SEMPRA ENERGY ACCOUNT 21-80-660-5754008	1,324.61	1,324.61	1,425.76	.043	43.68	3.064	50.920
20.000	SHERWIN-WILLIAMS CO ACCOUNT 21-80-660-5754008	1,591.92	1,591.92	1,407.60	.042	28.80	2.046	70.380
125.000	SHUFFLE MASTER INC ACCOUNT 21-80-672-5754008	358.56	358.56	993.75	.030			7.950
29.000	SKECHERS U S A INC CL A	1,003.17	1,003.17	738.63	.022			25.470
49.000	JM SMUCKER CO/THE-NEW COM WI ACCOUNT 21-80-660-5754008	2,368.73	2,368.73	2,865.52	.086	78.40	2.736	58.480
38.000	SNAP ON INC ACCOUNT 21-80-690-5754008	1,266.54	1,266.54	1,566.74	.047	45.60	2.911	41.230
83.000	SONIC CORP ACCOUNT 21-80-690-5754008	1,389.42	1,434.82	636.61	.019			7.670
70.000	SOTHEBY'S ACCOUNT 21-80-672-5754008	893.83	893.83	1,862.70	.056	14.00	.752	26.610
53.000	SOUTH JERSEY INDUSTRIES INC ACCOUNT 21-80-690-5754008	2,085.22	2,085.22	2,490.47	.075	69.96	2.809	46.990
481.000	SPRINT NEXTEL CORP ACCOUNT 21-80-660-5754008	2,065.89	2,206.57	1,952.86	.059	48.10	2.463	4.060



STATEMENT OF INVESTMENTS

AS OF 08/31/10

PAGE 34

J E LIPSCOMB JR TUN CHAR

ACCOUNT
21-80-501-5754008

PAR VALUE /SHARES	INVESTMENT DESCRIPTION	CARRYING VALUE	TAX COST	MARKET VALUE	% OF MARKET	ESTIMATED INCOME	YIELD AT MARKET	MARKET UNIT PRICE
115.000	STAPLES INC ACCOUNT 21-80-636-5754008	2,634.17	2,840.48	2,043.55	.061	41.40	2.026	17.750
82.000	STARBUCKS CORP ACCOUNT 21-80-640-5754008	1,144.75	1,144.75	1,884.36	.057	42.64	2.263	22.980
59.000	STATE AUTO FINANCIAL CORP ACCOUNT 21-80-690-5754008	2,000.25	2,000.26	824.82	.025	35.40	4.292	13.980
82.000	STEEL DYNAMICS INC ACCOUNT 21-80-660-5754008	1,382.37	1,382.37	1,120.94	.034	24.60	2.195	13.670
55.000	SUCCESSFACTORS INC ACCOUNT 21-80-672-5754008	1,181.46	1,181.46	1,160.50	.035			21.100
108.000	SUNTRUST BANKS INC ACCOUNT 21-80-660-5754008	1,946.51	1,946.51	2,431.08	.073	4.32	.178	22.510
31.000	SUNTRUST BANKS INC ACCOUNT 21-80-636-5754008	872.20	872.20	697.81	.021	1.24	.178	22.510
61.000	SWIFT ENERGY CO ACCOUNT 21-80-690-5754008	1,338.97	1,432.73	1,643.95	.049			26.950
30.000	SYSCO CORP ACCOUNT 21-80-610-5754008	1,086.60	1,086.60	824.70	.025	30.00	3.638	27.490
50.000	TRW AUTOMOTIVE HOLDINGS CORP ACCOUNT 21-80-660-5754008	1,553.47	1,553.47	1,738.00	.052			34.000
37.000	TALEO CORP CLASS A ACCOUNT 21-80-640-5754008	947.69	947.69	948.31	.028			25.630
33.000	TARGET CORP ACCOUNT 21-80-610-5754008	1,706.76	1,706.76	1,688.28	.051	33.00	1.955	51.160



STATEMENT OF INVESTMENTS

AS OF 08/31/10

PAGE 35

ACCOUNT
21-80-501-5754008

J E LIPSCOMB JR TUW CHAR

PAR VALUE /SHARES	INVESTMENT DESCRIPTION	CARRYING VALUE	TAX COST	MARKET VALUE	% OF MARKET	ESTIMATED INCOME	YIELD AT MARKET	MARKET UNIT PRICE
42.000	TELEDYNE TECHNOLOGIES INC ACCOUNT 21-80-690-5754008	1,887.19	1,900.40	1,519.56	.046			36.98
60.000	TENNECO INC ACCOUNT 21-80-672-5754008	1,227.18	1,227.18	1,483.20	.045	12.00	.809	24.720
246.000	TERADYNE INCORPORATED ACCOUNT 21-80-672-5754008	1,887.54	1,889.48	2,209.08	.066			8.980
53.000	TEXAS INSTRUMENTS INC ACCOUNT 21-80-610-5754008	1,688.69	1,781.28	1,220.06	.037	27.56	2.259	23.020
90.000	THORATEC CORP ACCOUNT 21-80-672-5754008	1,685.10	1,876.76	2,898.00	.087			32.200
210.000	TIBCO SOFTWARE INC ACCOUNT 21-80-672-5754008	1,615.96	1,688.55	3,042.27	.091			14.487
69.000	TIMKEN CO ACCOUNT 21-80-690-5754008	1,981.03	1,991.50	2,256.99	.068	35.88	1.590	32.710
95.000	TITANIUM METALS CORP ACCOUNT 21-80-672-5754008	1,144.97	1,144.97	1,725.20	.052	28.50	1.652	18.160
47.000	TORO CO ACCOUNT 21-80-690-5754008	1,827.37	1,827.37	2,345.30	.070	33.84	1.443	49.900
42.000	TOTAL S A ACCOUNT 21-80-610-5754008	2,352.71	2,450.75	1,959.30	.059	109.75	5.601	46.830
43.000	TRIMBLE NAVIGATION LTD ACCOUNT 21-80-640-5754008	1,243.74	1,472.85	1,209.59	.036			28.130
30.000	TRIUMPH GROUP INC NEW ACCOUNT 21-80-672-5754008	2,011.83	2,011.83	1,991.40	.060	4.80	.241	66.380



STATEMENT OF INVESTMENTS

AS OF 08/31/10

PAGE 36

ACCOUNT 21-80-501-5754008
J E LIPSCOMB JR TUV CHAR

PAR VALUE /SHARES	INVESTMENT DESCRIPTION	CARRYING VALUE	TAX COST	MARKET VALUE	% OF MARKET	ESTIMATED INCOME	YIELD AT MARKET	MARKET UNIT PRICE
69.000	TRUSTMARK CORP ACCOUNT 21-80-690-5754008	1,155.00	1,155.00	1,315.83	.040	63.48	4.824	19.880
20.000	UMB FINL CORP ACCOUNT 21-80-672-5754008	919.93	919.93	637.60	.019	14.80	2.321	31.880
83.000	US BANCORP DEL COH NEW ACCOUNT 21-80-636-5754008	2,377.26	2,445.63	1,726.40	.052	16.60	.962	20.800
46.000	URS CORP NEW ACCOUNT 21-80-690-5754008	1,872.14	1,874.45	1,640.82	.049			35.670
47.000	UNITED BANKSHARES INC W VIRGINIA ACCOUNT 21-80-690-5754008	1,515.77	1,515.77	1,081.47	.032	56.40	5.215	23.010
56.000	UNITED FIRE & CASUALTY CO ACCOUNT 21-80-690-5754008	1,763.91	1,933.44	1,132.88	.034	33.60	2.966	20.230
30.000	UNITED TECHNOLOGIES CORP ACCOUNT 21-80-636-5754008	1,898.28	1,913.38	1,956.30	.059	51.00	2.607	65.210
57.000	UNITED TECHNOLOGIES CORP ACCOUNT 21-80-610-5754008	4,030.03	4,113.05	3,716.97	.112	96.90	2.607	65.210
65.000	UNITEDHEALTH GROUP INC ACCOUNT 21-80-636-5754008	2,724.76	3,257.54	2,061.80	.062	32.50	1.576	31.720
85.000	UNIVERSAL ELECTRONICS ACCOUNT 21-80-672-5754008	2,153.85	2,322.12	1,626.05	.049			19.130
41.000	VALERO ENERGY CORP ACCOUNT 21-80-636-5754008	1,995.80	1,995.80	646.57	.019	8.20	1.268	15.770



STATEMENT OF INVESTMENTS

AS OF 08/31/10

PAGE 37

ACCOUNT
21-80-501-5754008

J E LIPSCOMB JR TUV CHAR

PAR VALUE /SHARES	INVESTMENT DESCRIPTION	CARRYING VALUE	TAX COST	MARKET VALUE	% OF MARKET	ESTIMATED INCOME	YIELD AT MARKET	MARKET UNIT PRICE
77.000	VALSPAR CORP ACCOUNT 21-80-690-5754008	1,989.66	1,998.10	2,319.24	.070	49.28	2.125	30.190
21.000	VARIAN MEDICAL SYSTEMS INC ACCOUNT 21-80-640-5754008	615.65	615.65	1,118.04	.034			53.240
85.000	VARIAN SEMICONDUCTOR EQUIP W/I ACCOUNT 21-80-672-5754008	1,685.53	1,685.54	2,109.70	.063			24.820
35.000	VEECO INSTRUMENTS INC DEL ACCOUNT 21-80-672-5754008	1,150.80	1,150.80	1,163.05	.035			33.230
25.000	VEECO INSTRUMENTS INC DEL ACCOUNT 21-80-640-5754008	1,141.50	1,141.51	830.75	.025			33.230
36.000	VENTAS INC ACCOUNT 21-80-660-5754008	1,695.87	1,695.87	1,818.36	.055	77.04	4.237	50.510
65.000	VERIZON COMMUNICATIONS INC ACCOUNT 21-80-636-5754008	1,999.68	1,999.67	1,919.45	.058	126.75	6.603	29.530
35.000	VITAL IMAGES INC ACCOUNT 21-80-672-5754008	1,186.30	1,186.30	441.70	.013			12.620
75.000	VITAMIN SHOPPE INC ACCOUNT 21-80-672-5754008	1,518.82	1,518.82	1,830.75	.055			24.410
66.000	WGL HLDS INC ACCOUNT 21-80-690-5754008	1,887.76	1,887.76	2,327.82	.070	99.66	4.281	35.260
35.000	WABCO HOLDINGS INC ACCOUNT 21-80-672-5754008	1,216.64	1,216.64	1,234.10	.037	9.80	.794	35.260
35.000	WAL-MART STORES INC ACCOUNT 21-80-610-5754008	1,385.85	1,850.80	1,754.90	.053	42.35	2.413	50.140



STATEMENT OF INVESTMENTS

AS OF 08/31/10

PAGE 38

J E LIPSCOMB JR TUW CHAR

ACCOUNT
21-80-501-5754008

PAR VALUE /SHARES	INVESTMENT DESCRIPTION	CARRYING VALUE	TAX COST	MARKET VALUE	% OF MARKET	ESTIMATED INCOME	YIELD AT MARKET	MARKET UNIT PRICE
57.000	WALGREEN CO ACCOUNT 21-80-610-5754008	2,217.05	2,217.05	1,532.16	.046	39.90	2.604	26.990
4.000	WASHINGTON POST CO CLASS B ACCOUNT 21-80-660-5754008	2,050.36	2,050.36	1,440.92	.043	36.00	2.498	360.230
55.000	WASTE CONNECTIONS INC ACCOUNT 21-80-672-5754008	1,246.67	1,246.67	2,076.25	.062			37.750
29.000	WATERS CORP ACCOUNT 21-80-640-5754008	1,604.02	1,686.79	1,755.08	.053			60.520
29.000	WATSCO INC ACCOUNT 21-80-690-5754008	788.80	788.80	1,489.15	.045	60.32	4.051	51.350
133.000	WELLS FARGO & COMPANY ACCOUNT 21-80-636-5754008	2,303.15	2,303.15	3,132.15	.094	26.60	.849	23.550
124.000	XCEL ENERGY INC ACCOUNT 21-80-660-5754008	2,541.52	2,541.52	2,766.44	.083	125.24	4.527	22.310
40.000	XILINX INC ACCOUNT 21-80-640-5754008	1,104.66	1,104.66	965.60	.029	25.60	2.651	24.140
25.000	ZIMMER HOLDINGS INC ACCOUNT 21-80-636-5754008	988.30	988.30	1,179.25	.035			47.170
	TOTAL COMMON STOCK	674,884.88	710,190.27	713,088.57	21.436	12,289.81	1.723	
	MUTUAL FUNDS - FIXED							
1,630.000	ISHARES BARCLAYS TR U S TIP ETF ACCOUNT 21-80-001-5754008	169,552.27	169,552.27	176,431.20	5.301	4,541.18	2.574	108.240



STATEMENT OF INVESTMENTS

AS OF 08/31/10

PAGE 39

ACCOUNT 21-80-501-5754008 J E LIPSCOMB JR TUV CHAR

PAR VALUE /SHARES	INVESTMENT DESCRIPTION	CARRYING VALUE	TAX COST	MARKET VALUE	% OF MARKET	ESTIMATED INCOME	YIELD AT MARKET	MARKET UNIT PRICE
75,447.937	VANGUARD TOTAL BOND MARKET INDEX FUND CL SIG FD #1351 ACCOUNT 21-80-001-5754008	762,674.40	765,165.06	823,136.99	24.732	26,884.32	3.266	10.920
213.880	WESTERN ASSET INTMD BND-IN (INCOME INVESTMENT) ACCOUNT 21-80-001-5754008	2,158.05	2,158.05	2,335.57	.070	75.51	3.233	10.920
19,331.446	WESTERN ASSET INTMD BND-IN ACCOUNT 21-80-001-5754008	202,812.12	203,377.23	211,099.39	6.343	6,825.25	3.233	10.920
	TOTAL MUTUAL FUNDS - FIXED	<u>1,137,196.84</u>	<u>1,140,252.61</u>	<u>1,213,003.15</u>	<u>36.446</u>	<u>38,326.26</u>	<u>3.160</u>	
	MUTUAL FUNDS - EQUITY							
1,047.403	BARON ASSET FUND FD #585 ACCOUNT 21-80-001-5754008	48,468.69	63,204.00	46,672.28	1.402			44.560
5,317.578	DWS RREEF GLOBAL REAL ESTATE SECURITIES FUND CL S ACCOUNT 21-80-001-5754008	36,000.00	36,000.00	36,265.88	1.090	3,509.60	9.677	6.820
37.209	HARBOR INTERNATIONAL FUND CLASS INS (INCOME INVESTMENT) ACCOUNT 21-80-001-5754008	2,568.92	2,568.92	1,887.98	.057	38.33	2.030	50.740
4,698.450	HARBOR INTERNATIONAL FUND CLASS INS ACCOUNT 21-80-001-5754008	223,087.86	240,339.89	238,399.35	7.163	4,839.40	2.030	50.740



STATEMENT OF INVESTMENTS

AS OF 08/31/10

PAGE 40

J E LIPSCOMB JR TUV CHAR

ACCOUNT
21-80-501-5754008

PAR VALUE /SHARES	INVESTMENT DESCRIPTION	CARRYING VALUE	TAX COST	MARKET VALUE	% OF MARKET	ESTIMATED INCOME	YIELD AT MARKET	MARKET UNIT PRICE
4,076.000	ISHARES RUSSELL 1000 VALUE INDEX FUND ETF ACCOUNT 21-80-001-5754008	260,811.06	267,270.94	224,709.88	6.752	5,196.90	2.313	55.00
950.000	ISHARES DOW JONES U.S. REAL ESTATE INDEX FUND ETF ACCOUNT 21-80-001-5754008	36,081.00	36,081.00	48,431.00	1.455	1,787.90	3.692	50.980
2,216.630	RS EMERGING MARKETS FUND CLASS A ACCOUNT 21-80-001-5754008	43,844.94	43,844.94	51,337.15	1.542	775.82	1.511	23.160
45.786	T ROWE PRICE GROWTH STOCK FD # 40 (INCOME INVESTMENT) ACCOUNT 21-80-001-5754008	1,482.27	1,482.27	1,172.12	.035	.92	.078	25.600
12,015.731	T ROWE PRICE GROWTH STOCK FD # 40 ACCOUNT 21-80-001-5754008	305,190.45	308,429.04	307,602.71	9.242	240.31	.078	25.600
1,005.434	T ROWE PRICE MID CAP GROWTH INC FD #64 ACCOUNT 21-80-001-5754008	52,403.20	52,403.20	47,999.42	1.442			47.740
3,225.806	T ROWE PRICE REAL ESTATE FUND FD #122 ACCOUNT 21-80-001-5754008	36,000.00	36,000.00	50,548.38	1.519	2,258.06	4.467	15.00
5,953.712	SELECTED AMERICAN SHARES-D ACCOUNT 21-80-001-5754008	220,000.00	220,000.00	207,963.16	6.248	2,321.95	1.117	34.930



STATEMENT OF INVESTMENTS

AS OF 08/31/10

ACCOUNT
21-80-501-5754008

J E LIPSCOMB JR TUW CHAR

PAGE 41

PAR VALUE /SHARES	INVESTMENT DESCRIPTION	CARRYING VALUE	TAX COST	MARKET VALUE	% OF MARKET	ESTIMATED INCOME	YIELD AT MARKET	MARKET UNIT PRICE
	TOTAL MUTUAL FUNDS - EQUITY	1,265,938.39	1,307,624.20	1,262,989.31	37.947	20,969.19	1.660	
	MUTUAL FUNDS - BALANCED							
6,976.744	IVY GLBL NATURAL RESOURCES FD CL Y FUND #722	108,000.00	108,000.00	114,767.44	3.448	140.93	.123	16.450
	ACCOUNT 21-80-001-5754008							
	TOTAL MUTUAL FUNDS - BALANCED	108,000.00	108,000.00	114,767.44	3.448	140.93	.123	
	TOTAL INVESTMENTS	3,210,405.45	3,290,452.42	3,328,233.81	100.000	71,754.96	2.155	



A C C O U N T S U M M A R Y

08/31/10 THROUGH 08/31/10

PAGE 42

J E LIPSCOMB JR TUM CHAR

ACCOUNT
21-80-501-5754008

	INCOME CASH	INCOME CARRYING VALUE	PRINCIPAL CASH	PRINCIPAL CARRYING VALUE
--	-------------	-----------------------	----------------	--------------------------

	0.00	14,456.55	0.00	3,195,948
--	------	-----------	------	-----------

YOUR TRUST ACCOUNT BALANCES ON 08/31/10 WERE
 DURING THE PERIOD INCOME WAS RECEIVED FROM
 NO DIVIDENDS THIS PERIOD
 NO NON-TAXABLE INTEREST INCOME THIS PERIOD
 NO TAXABLE INTEREST INCOME THIS PERIOD
 NO RENTAL INCOME THIS PERIOD

THUS TOTAL INCOME RECEIVED EQUALED
 NO CONTRIBUTIONS WERE RECEIVED THIS PERIOD
 NO SALES THIS PERIOD
 NO INCOME OR PRINCIPAL TRANSFERS THIS PERIOD
 NO PURCHASES THIS PERIOD
 EXPENSES INCURRED DURING THIS PERIOD WERE
 NO FEES CHARGED THIS PERIOD
 NO OTHER EXPENSES THIS PERIOD

FOR TOTAL EXPENSES OF
 NO PAYMENTS WERE MADE TO OR FOR YOU THIS PERIOD
 YOUR CURRENT BALANCES AS OF 08/31/10 ARE

	0.00	14,456.55	0.00	3,195,948
--	------	-----------	------	-----------



If you are filing for an Additional (Not Automatic) 3-Month Extension, complete only Part II and check this box

Note. Only complete Part II if you have already been granted an automatic 3 month extension on a previously filed Form 8868

If you are filing for an Automatic 3-Month Extension, complete only Part I (on page 1)

Part II		Additional (Not Automatic) 3-Month Extension of Time. Only file the original (no copies needed)	
Type or print	Name of exempt organization	Employer identification number	
	J E LIPSCOMB JR TRUST	61-6020214	
File by the extended due date for filing your return See instructions	Number, street, and room or suite no. If a P O box, see instructions		
	C/O PNC BANK, 620 LIBERTY AVENUE, NO. 10THFL		
	City, town or post office, state, and ZIP code For a foreign address, see instructions		
	PITTSBURGH, PA 15222-2705		

Enter the Return code for the return that this application is for (file a separate application for each return)

01

Application Is For	Return Code	Application Is For	Return Code
Form 990	01		
Form 990-BL	02	Form 1041-A	08
Form 990-EZ	03	Form 4720	09
Form 990-PF	04	Form 5227	10
Form 990-T (sec 401(a) or 408(a) trust)	05	Form 6069	11
Form 990-T (trust other than above)	06	Form 8870	12

STOP! Do not complete Part II if you were not already granted an automatic 3-month extension on a previously filed Form 8868.

The books are in the care of PNC BANK NA - 620 LIBERTY AVENUE - PITTSBURGH, PA 15222-2705
 Telephone No (412) 762-2154 FAX No

If the organization does not have an office or place of business in the United States, check this box

If this is for a Group Return, enter the organization's four digit Group Exemption Number (GEN) _____ If this is for the whole group, check this box If it is for part of the group, check this box and attach a list with the names and EINs of all members the extension is for

4 I request an additional 3-month extension of time until JULY 15, 2011

5 For calendar year _____, or other tax year beginning SEP 1, 2009, and ending AUG 31, 2010

6 If the tax year entered in line 5 is for less than 12 months, check reason Initial return Final return
 Change in accounting period

7 State in detail why you need the extension
ADDITIONAL TIME IS REQUIRED TO FILE A COMPLETE AND ACCURATE TAX RETURN

8a	If this application is for Form 990 BL, 990 PF, 990-T, 4720, or 6069, enter the tentative tax, less any nonrefundable credits See instructions	8a	\$	0.
b	If this application is for Form 990-PF, 990 T, 4720, or 6069, enter any refundable credits and estimated tax payments made Include any prior year overpayment allowed as a credit and any amount paid previously with Form 8868.	8b	\$	0.
c	Balance due. Subtract line 8b from line 8a Include your payment with this form, if required, by using EFTPS (Electronic Federal Tax Payment System) See instructions	8c	\$	0.

Signature and Verification

Under penalties of perjury, I declare that I have examined this form, including accompanying schedules and statements, and to the best of my knowledge and belief, it is true, correct, and complete, and that I am authorized to prepare this form

Signature John W. Alutz Title ASSISTANT VICE PRESIDENT Date 6-2-2011