



See a Social Security Number? Say Something!
Report Privacy Problems to <https://public.resource.org/privacy>
Or call the IRS Identity Theft Hotline at 1-800-908-4490



Form **990-PF**

Department of the Treasury
Internal Revenue Service

Return of Private Foundation
or Section 4947(a)(1) Nonexempt Charitable Trust
Treated as a Private Foundation

Note. The foundation may be able to use a copy of this return to satisfy state reporting requirements

OMB No 1545-0052
2009

For calendar year 2009, or tax year beginning 08-01-2009 , and ending 07-31-2010

G

Check all that apply

☐ Initial return

☐ Initial return of a former public charity






☐ Final return
















☐ Amended return




☐ Address change



☐ Name change

Use the IRS label. Otherwise, print or type. See Specific Instructions.	Name of foundation HARCOURT M & VIRGINIA W SYLVESTER FDN INC CO WACHOVIA BANK NA		A Employer identification number 59-2018824	
	Number and street (or P O box number if mail is not delivered to street address) Room/suite 255 S COUNTY RD		B Telephone number (see page 10 of the instructions) (561) 820-1012	
	City or town, state, and ZIP code PALM BEACH, FL 33480		C If exemption application is pending, check here <input type="checkbox"/> D 1. Foreign organizations, check here <input type="checkbox"/> 2. Foreign organizations meeting the 85% test, check here and attach computation <input type="checkbox"/>	
H Check type of organization <input checked="" type="checkbox"/> Section 501(c)(3) exempt private foundation <input type="checkbox"/> Section 4947(a)(1) nonexempt charitable trust <input type="checkbox"/> Other taxable private foundation			E If private foundation status was terminated under section 507(b)(1)(A), check here <input type="checkbox"/> F If the foundation is in a 60-month termination under section 507(b)(1)(B), check here <input type="checkbox"/>	
I Fair market value of all assets at end of year (from Part II, col. (c), line 16) \$ 30,563,304		J Accounting method <input type="checkbox"/> Cash <input checked="" type="checkbox"/> Accrual <input type="checkbox"/> Other (specify) (Part I, column (d) must be on cash basis.)		

Part I Analysis of Revenue and Expenses (The total of amounts in columns (b), (c), and (d) may not necessarily equal the amounts in column (a) (see page 11 of the instructions))		(a) Revenue and expenses per books	(b) Net investment income	(c) Adjusted net income	(d) Disbursements for charitable purposes (cash basis only)
Revenue	1 Contributions, gifts, grants, etc , received (attach schedule)				
	2 Check <input checked="" type="checkbox"/> if the foundation is not required to attach Sch B				
	3 Interest on savings and temporary cash investments	3,193	3,193		
	4 Dividends and interest from securities.	742,378	742,378		
	5a Gross rents				
	b Net rental income or (loss) _____				
	6a Net gain or (loss) from sale of assets not on line 10	-306,275			
	b Gross sales price for all assets on line 6a <u>32,567,440</u>				
	7 Capital gain net income (from Part IV, line 2)		0		
	8 Net short-term capital gain				
	9 Income modifications				
	10a Gross sales less returns and allowances				
Operating and Administrative Expenses	b Less Cost of goods sold				
	c Gross profit or (loss) (attach schedule)				
	11 Other income (attach schedule)	 10,396	10,396		
	12 Total. Add lines 1 through 11	449,692	755,967		
	13 Compensation of officers, directors, trustees, etc	0	0		0
	14 Other employee salaries and wages				
	15 Pension plans, employee benefits				
	16a Legal fees (attach schedule).	 40,737	0		0
	b Accounting fees (attach schedule).				
	c Other professional fees (attach schedule)	 101,313	101,313		0
	17 Interest				
	18 Taxes (attach schedule) (see page 14 of the instructions)	 6,594	589		0
	19 Depreciation (attach schedule) and depletion				
	20 Occupancy				
	21 Travel, conferences, and meetings	1,103	0		0
	22 Printing and publications				
	23 Other expenses (attach schedule).	 57,691	53,610		0
	24 Total operating and administrative expenses. Add lines 13 through 23	207,438	155,512		0
	25 Contributions, gifts, grants paid	3,036,647			3,036,647
	26 Total expenses and disbursements. Add lines 24 and 25	3,244,085	155,512		3,036,647
	27 Subtract line 26 from line 12				
	a Excess of revenue over expenses and disbursements	-2,794,393			
	b Net investment income (if negative, enter -0-)		600,455		
	c Adjusted net income (if negative, enter -0-)				

Part II Balance Sheets		Attached schedules and amounts in the description column should be for end-of-year amounts only (See instructions)	Beginning of year	End of year	
			(a) Book Value	(b) Book Value	(c) Fair Market Value
Assets	1	Cash—non-interest-bearing			
	2	Savings and temporary cash investments			
	3	Accounts receivable  _____ Less allowance for doubtful accounts  _____			
	4	Pledges receivable  _____ Less allowance for doubtful accounts  _____			
	5	Grants receivable			
	6	Receivables due from officers, directors, trustees, and other disqualified persons (attach schedule) (see page 15 of the instructions)			
	7	Other notes and loans receivable (attach schedule)  _____ Less allowance for doubtful accounts  _____			
	8	Inventories for sale or use			
	9	Prepaid expenses and deferred charges	62,146	25,141	25,141
	10a	Investments—U S and state government obligations (attach schedule)	1,451,634 	3,009,228	3,062,457
	b	Investments—corporate stock (attach schedule)	20,124,815 	18,655,779	19,532,176
	c	Investments—corporate bonds (attach schedule).	8,887,084 	4,242,912	4,406,255
	11	Investments—land, buildings, and equipment basis  _____ Less accumulated depreciation (attach schedule)  _____			
	12	Investments—mortgage loans			
	13	Investments—other (attach schedule)	2,081,500 	3,537,275	3,537,275
	14	Land, buildings, and equipment basis  _____ Less accumulated depreciation (attach schedule)  _____			
	15	Other assets (describe  _____)			
	16	Total assets (to be completed by all filers—see the instructions Also, see page 1, item I)	32,607,179	29,470,335	30,563,304

Liabilities	17	Accounts payable and accrued expenses	17,500	17,500	
	18	Grants payable			
	19	Deferred revenue			
	20	Loans from officers, directors, trustees, and other disqualified persons			
	21	Mortgages and other notes payable (attach schedule)			
	22	Other liabilities (describe  _____)			
	23	Total liabilities (add lines 17 through 22)	17,500	17,500	
Net Assets or Fund Balances		Foundations that follow SFAS 117, check here  <input type="checkbox"/> and complete lines 24 through 26 and lines 30 and 31.			
	24	Unrestricted			
	25	Temporarily restricted			
	26	Permanently restricted			
		Foundations that do not follow SFAS 117, check here  <input checked="" type="checkbox"/> and complete lines 27 through 31.			
	27	Capital stock, trust principal, or current funds	29,529,049	29,529,049	
	28	Paid-in or capital surplus, or land, bldg , and equipment fund	0	0	
	29	Retained earnings, accumulated income, endowment, or other funds	3,060,630	-76,214	
	30	Total net assets or fund balances (see page 17 of the instructions)	32,589,679	29,452,835	
	31	Total liabilities and net assets/fund balances (see page 17 of the instructions)	32,607,179	29,470,335	

Part III Analysis of Changes in Net Assets or Fund Balances			
1	Total net assets or fund balances at beginning of year—Part II, column (a), line 30 (must agree with end-of-year figure reported on prior year’s return)	1	32,589,679
2	Enter amount from Part I, line 27a	2	-2,794,393
3	Other increases not included in line 2 (itemize)  _____	3	0
4	Add lines 1, 2, and 3	4	29,795,286
5	Decreases not included in line 2 (itemize)  _____	5	342,451
6	Total net assets or fund balances at end of year (line 4 minus line 5)—Part II, column (b), line 30	6	29,452,835

Part IV

Capital Gains and Losses for Tax on Investment Income

(a) List and describe the kind(s) of property sold (e g , real estate, 2-story brick warehouse, or common stock, 200 shs MLC Co)		(b) How acquired P—Purchase D—Donation	(c) Date acquired (mo , day, yr)	(d) Date sold (mo , day, yr)
1a	See Additional Data Table			
b				
c				
d				
e				

(e) Gross sales price	(f) Depreciation allowed (or allowable)	(g) Cost or other basis plus expense of sale	(h) Gain or (loss) (e) plus (f) minus (g)
a See Additional Data Table			
b			
c			
d			
e			

Complete only for assets showing gain in column (h) and owned by the foundation on 12/31/69			(I) Gains (Col (h) gain minus col (k), but not less than -0-) or Losses (from col (h))
(i) F M V as of 12/31/69	(j) Adjusted basis as of 12/31/69	(k) Excess of col (i) over col (j), if any	
a See Additional Data Table			
b			
c			
d			
e			

2	Capital gain net income or (net capital loss)	{ If gain, also enter in Part I, line 7 If (loss), enter -0- in Part I, line 7 }	2	-306,275
3	Net short-term capital gain or (loss) as defined in sections 1222(5) and (6) If gain, also enter in Part I, line 8, column (c) (see pages 13 and 17 of the instructions) If (loss), enter -0- in Part I, line 8		3	

Part V

Qualification Under Section 4940(e) for Reduced Tax on Net Investment Income

(For optional use by domestic private foundations subject to the section 4940(a) tax on net investment income)

If section 4940(d)(2) applies, leave this part blank

Was the foundation liable for the section 4942 tax on the distributable amount of any year in the base period? ☐ Yes ☒ No
If "Yes," the foundation does not qualify under section 4940(e) Do not complete this part

1 Enter the appropriate amount in each column for each year, see page 18 of the instructions before making any entries			
(a) Base period years Calendar year (or tax year beginning in)	(b) Adjusted qualifying distributions	(c) Net value of noncharitable-use assets	(d) Distribution ratio (col (b) divided by col (c))
2008	1,863,940	29,160,927	0 063919
2007	1,218,752	38,206,791	0 031899
2006	3,090,930	38,063,350	0 081205
2005	2,952,330	37,691,806	0 078328
2004	264,916	36,142,985	0 007330

2	Total of line 1, column (d).	2	0 262681
3	Average distribution ratio for the 5-year base period—divide the total on line 2 by 5, or by the number of years the foundation has been in existence if less than 5 years	3	0 052536
4	Enter the net value of noncharitable-use assets for 2009 from Part X, line 5.	4	29,619,730
5	Multiply line 4 by line 3.	5	1,556,102
6	Enter 1% of net investment income (1% of Part I, line 27b).	6	6,005
7	Add lines 5 and 6.	7	1,562,107
8	Enter qualifying distributions from Part XII, line 4.	8	3,036,647

If line 8 is equal to or greater than line 7, check the box in Part VI, line 1b, and complete that part using a 1% tax rate See the Part VI instructions on page 18

Part VIExcise Tax Based on Investment Income (Section 4940(a), 4940(b), 4940(e), or 4948—see page 18 of the instructions)

1a

Exempt operating foundations described in section 4940(d)(2), check here ☐ and enter "N/A" on line 1

Date of ruling or determination letter _____ (attach copy of letter if necessary—see instructions)

b

Domestic foundations that meet the section 4940(e) requirements in Part V, check here ☒ and enter 1% of Part I, line 27b

c

All other domestic foundations enter 2% of line 27b Exempt foreign organizations enter 4% of Part I, line 12, col (b)

2

Tax under section 511 (domestic section 4947(a)(1) trusts and taxable foundations only Others enter -0-)

3

Add lines 1 and 2.

4

Subtitle A (income) tax (domestic section 4947(a)(1) trusts and taxable foundations only Others enter -0-)

5

Tax based on investment income. Subtract line 4 from line 3 If zero or less, enter -0-

6

Credits/Payments

a

2009 estimated tax payments and 2008 overpayment credited to 2009

6a

29,691

b

Exempt foreign organizations—tax withheld at source

6b

c

Tax paid with application for extension of time to file (Form 8868)

6c

d

Backup withholding erroneously withheld

6d

7

Total credits and payments Add lines 6a through 6d.

8

Enter any penalty for underpayment of estimated tax Check here ☐ if Form 2220 is attached

9

Tax due. If the total of lines 5 and 8 is more than line 7, enter amount owed

10

Overpayment. If line 7 is more than the total of lines 5 and 8, enter the amount overpaid.

11

Enter the amount of line 10 to be Credited to 2010 estimated tax 23,686 Refunded

Part VII-AStatements Regarding Activities

1a

During the tax year, did the foundation attempt to influence any national, state, or local legislation or did it participate or intervene in any political campaign?

b

Did it spend more than \$100 during the year (either directly or indirectly) for political purposes (see page 19 of the instructions for definition)?

If the answer is "Yes" to 1a or 1b, attach a detailed description of the activities and copies of any materials published or distributed by the foundation in connection with the activities.

c

Did the foundation file Form 1120-POL for this year?.

d

Enter the amount (if any) of tax on political expenditures (section 4955) imposed during the year

(1) On the foundation \$ 0 (2) On foundation managers \$ 0

e

Enter the reimbursement (if any) paid by the foundation during the year for political expenditure tax imposed on foundation managers \$ 0

2

Has the foundation engaged in any activities that have not previously been reported to the IRS?

If "Yes," attach a detailed description of the activities.

3

Has the foundation made any changes, not previously reported to the IRS, in its governing instrument, articles of incorporation, or bylaws, or other similar instruments? If "Yes," attach a conformed copy of the changes

4a

Did the foundation have unrelated business gross income of \$1,000 or more during the year?.

b

If "Yes," has it filed a tax return on Form 990-T for this year?.

5

Was there a liquidation, termination, dissolution, or substantial contraction during the year?

If "Yes," attach the statement required by General Instruction T.

6

Are the requirements of section 508(e) (relating to sections 4941 through 4945) satisfied either

• By language in the governing instrument, or

• By state legislation that effectively amends the governing instrument so that no mandatory directions that conflict with the state law remain in the governing instrument?

7

Did the foundation have at least \$5,000 in assets at any time during the year? If "Yes," complete Part II, col (c), and Part XV

8a

Enter the states to which the foundation reports or with which it is registered (see page 19 of the instructions) FL

b

If the answer is "Yes" to line 7, has the foundation furnished a copy of Form 990-PF to the Attorney General (or designate) of each state as required by General Instruction G? If "No," attach explanation .

9

Is the foundation claiming status as a private operating foundation within the meaning of section 4942(j)(3) or 4942(j)(5) for calendar year 2009 or the taxable year beginning in 2009 (see instructions for Part XIV on page 27)? If "Yes," complete Part XIV

10

Did any persons become substantial contributors during the tax year? If "Yes," attach a schedule listing their names and addresses

Form 990-PF (2009)

Part VII-A

Statements Regarding Activities (continued)

11	At any time during the year, did the foundation, directly or indirectly, own a controlled entity within the meaning of section 512(b)(13)? If "Yes," attach schedule (see page 20 of the instructions).	11		No
12	Did the foundation acquire a direct or indirect interest in any applicable insurance contract before August 17, 2008?	12		No
13	Did the foundation comply with the public inspection requirements for its annual returns and exemption application? Website address N/A	13	Yes	
14	The books are in care of WACHOVIA BANK NA Telephone no (561) 820-1012 Located at 255 S COUNTY ROAD PALM BEACH FL ZIP+4 33480			
15	Section 4947(a)(1) nonexempt charitable trusts filing Form 990-PF in lieu of Form 1041 —Check here and enter the amount of tax-exempt interest received or accrued during the year.			
		15		

Part VII-B

Statements Regarding Activities for Which Form 4720 May Be Required

File Form 4720 if any item is checked in the "Yes" column, unless an exception applies.			Yes	No
1a	During the year did the foundation (either directly or indirectly) (1) Engage in the sale or exchange, or leasing of property with a disqualified person? Yes No (2) Borrow money from, lend money to, or otherwise extend credit to (or accept it from) a disqualified person?. Yes No (3) Furnish goods, services, or facilities to (or accept them from) a disqualified person? Yes No (4) Pay compensation to, or pay or reimburse the expenses of, a disqualified person? Yes No (5) Transfer any income or assets to a disqualified person (or make any of either available for the benefit or use of a disqualified person)?. Yes No (6) Agree to pay money or property to a government official? (Exception. Check "No" if the foundation agreed to make a grant to or to employ the official for a period after termination of government service, if terminating within 90 days). Yes No			
b	If any answer is "Yes" to 1a(1)–(6), did any of the acts fail to qualify under the exceptions described in Regulations section 53.4941(d)-3 or in a current notice regarding disaster assistance (see page 20 of the instructions)?. Organizations relying on a current notice regarding disaster assistance check here.	1b		
c	Did the foundation engage in a prior year in any of the acts described in 1a, other than excepted acts, that were not corrected before the first day of the tax year beginning in 2009?.	1c		No
2	Taxes on failure to distribute income (section 4942) (does not apply for years the foundation was a private operating foundation defined in section 4942(j)(3) or 4942(j)(5))			
a	At the end of tax year 2009, did the foundation have any undistributed income (lines 6d and 6e, Part XIII) for tax year(s) beginning before 2009?. If "Yes," list the years 20____, 20____, 20____, 20____			
b	Are there any years listed in 2a for which the foundation is not applying the provisions of section 4942(a)(2) (relating to incorrect valuation of assets) to the year's undistributed income? (If applying section 4942(a)(2) to all years listed, answer "No" and attach statement—see page 20 of the instructions).	2b		
c	If the provisions of section 4942(a)(2) are being applied to any of the years listed in 2a, list the years here 20____, 20____, 20____, 20____			
3a	Did the foundation hold more than a 2% direct or indirect interest in any business enterprise at any time during the year?. Yes No			
b	If "Yes," did it have excess business holdings in 2009 as a result of (1) any purchase by the foundation or disqualified persons after May 26, 1969, (2) the lapse of the 5-year period (or longer period approved by the Commissioner under section 4943(c)(7)) to dispose of holdings acquired by gift or bequest, or (3) the lapse of the 10-, 15-, or 20-year first phase holding period? (Use Schedule C, Form 4720, to determine if the foundation had excess business holdings in 2009.).	3b		
4a	Did the foundation invest during the year any amount in a manner that would jeopardize its charitable purposes?	4a		No
b	Did the foundation make any investment in a prior year (but after December 31, 1969) that could jeopardize its charitable purpose that had not been removed from jeopardy before the first day of the tax year beginning in 2009?	4b		No

Part VII-B

Statements Regarding Activities for Which Form 4720 May Be Required (continued)

5a

During the year did the foundation pay or incur any amount to

(1) Carry on propaganda, or otherwise attempt to influence legislation (section 4945(e))?

☐ Yes ☒ No

(2) Influence the outcome of any specific public election (see section 4955), or to carry on, directly or indirectly, any voter registration drive?

☐ Yes ☒ No

(3) Provide a grant to an individual for travel, study, or other similar purposes?

☐ Yes ☒ No

(4) Provide a grant to an organization other than a charitable, etc , organization described in section 509(a)(1), (2), or (3), or section 4940(d)(2)? (see page 22 of the instructions).

☐ Yes ☒ No

(5) Provide for any purpose other than religious, charitable, scientific, literary, or educational purposes, or for the prevention of cruelty to children or animals?

☐ Yes ☒ No

5b

If any answer is "Yes" to 5a(1)–(5), did **any** of the transactions fail to qualify under the exceptions described in Regulations section 53.4945 or in a current notice regarding disaster assistance (see page 22 of the instructions)? Organizations relying on a current notice regarding disaster assistance check here.

☐

c

If the answer is "Yes" to question 5a(4), does the foundation claim exemption from the tax because it maintained expenditure responsibility for the grant?

☐ Yes ☐ No

If "Yes," attach the statement required by Regulations section 53.4945–5(d).

6a

Did the foundation, during the year, receive any funds, directly or indirectly, to pay premiums on a personal benefit contract?

☐ Yes ☒ No

6b

Did the foundation, during the year, pay premiums, directly or indirectly, on a personal benefit contract?

☐ Yes ☒ No

If "Yes " to 6b, file Form 8870.

7a

At any time during the tax year, was the foundation a party to a prohibited tax shelter transaction?

☐ Yes ☒ No

7b

If yes, did the foundation receive any proceeds or have any net income attributable to the transaction?

☐ Yes ☒ No

Part VIII

Information About Officers, Directors, Trustees, Foundation Managers, Highly Paid Employees, and Contractors

1

List all officers, directors, trustees, foundation managers and their compensation (see page 22 of the instructions).

(a) Name and address	(b) Title, and average hours per week devoted to position	(c) Compensation (If not paid, enter -0-)	(d) Contributions to employee benefit plans and deferred compensation	(e) Expense account, other allowances
JAYNE MALFITANO	PRES/SEC/DIRECTOR 20 00	0	0	0
255 S COUNTY ROAD PALM BEACH, FL 33480				
LAURA CAMERON	VICE PRES/DIRECTOR 5 00	0	0	0
255 S COUNTY ROAD PALM BEACH, FL 33480				

2

Compensation of five highest-paid employees (other than those included on line 1—see page 23 of the instructions). If none, enter "NONE."

(a) Name and address of each employee paid more than \$50,000	(b) Title, and average hours per week devoted to position	(c) Compensation	(d) Contributions to employee benefit plans and deferred compensation	(e) Expense account, other allowances
NONE				

Total

number of other employees paid over \$50,000.

0

Part VIII

Information About Officers, Directors, Trustees, Foundation Managers, Highly Paid Employees, and Contractors (continued)

3 Five highest-paid independent contractors for professional services (see page 23 of the instructions). If none, enter "NONE".		
(a) Name and address of each person paid more than \$50,000	(b) Type of service	(c) Compensation
NONE		
Total number of others receiving over \$50,000 for professional services.		0

Part IX-A

Summary of Direct Charitable Activities

List the foundation's four largest direct charitable activities during the tax year. Include relevant statistical information such as the number of organizations and other beneficiaries served, conferences convened, research papers produced, etc.	Expenses
1	
2	
3	
4	

Part IX-B

Summary of Program-Related Investments (see page 23 of the instructions)

Describe the two largest program-related investments made by the foundation during the tax year on lines 1 and 2	Amount
1	
2	
All other program-related investments. See page 24 of the instructions.	
3	
Total. Add lines 1 through 3.	0

Part X

Minimum Investment Return (All domestic foundations must complete this part. Foreign foundations, see page 24 of the instructions.)

1	Fair market value of assets not used (or held for use) directly in carrying out charitable, etc , purposes		
a	Average monthly fair market value of securities.	1a	21,519,819
b	Average of monthly cash balances.	1b	2,972,211
c	Fair market value of all other assets (see page 24 of the instructions).	1c	5,578,762
d	Total (add lines 1a, b, and c).	1d	30,070,792
e	Reduction claimed for blockage or other factors reported on lines 1a and 1c (attach detailed explanation).	1e	0
2	Acquisition indebtedness applicable to line 1 assets.	2	0
3	Subtract line 2 from line 1d.	3	30,070,792
4	Cash deemed held for charitable activities Enter 1 1/2% of line 3 (for greater amount, see page 25 of the instructions).	4	451,062
5	Net value of noncharitable-use assets. Subtract line 4 from line 3 Enter here and on Part V, line 4	5	29,619,730
6	Minimum investment return. Enter 5% of line 5.	6	1,480,987

Part XI

Distributable Amount (see page 25 of the instructions) (Section 4942(j)(3) and (j)(5) private operating foundations and certain foreign organizations check here ☒ and do not complete this part.)

1	Minimum investment return from Part X, line 6.	1	1,480,987
2a	Tax on investment income for 2009 from Part VI, line 5.	2a	6,005
b	Income tax for 2009 (This does not include the tax from Part VI).	2b	
c	Add lines 2a and 2b.	2c	6,005
3	Distributable amount before adjustments Subtract line 2c from line 1.	3	1,474,982
4	Recoveries of amounts treated as qualifying distributions.	4	0
5	Add lines 3 and 4.	5	1,474,982
6	Deduction from distributable amount (see page 25 of the instructions).	6	0
7	Distributable amount as adjusted Subtract line 6 from line 5 Enter here and on Part XIII, line 1.	7	1,474,982

Part XII

Qualifying Distributions (see page 25 of the instructions)

1	Amounts paid (including administrative expenses) to accomplish charitable, etc , purposes		
a	Expenses, contributions, gifts, etc —total from Part I, column (d), line 26.	1a	3,036,647
b	Program-related investments—total from Part IX-B.	1b	0
2	Amounts paid to acquire assets used (or held for use) directly in carrying out charitable, etc , purposes.	2	
3	Amounts set aside for specific charitable projects that satisfy the		
a	Suitability test (prior IRS approval required).	3a	
b	Cash distribution test (attach the required schedule).	3b	
4	Qualifying distributions. Add lines 1a through 3b Enter here and on Part V, line 8, and Part XIII, line 4	4	3,036,647
5	Foundations that qualify under section 4940(e) for the reduced rate of tax on net investment income Enter 1% of Part I, line 27b (see page 26 of the instructions).	5	6,005
6	Adjusted qualifying distributions. Subtract line 5 from line 4.	6	3,030,642
Note: The amount on line 6 will be used in Part V, column (b), in subsequent years when calculating whether the foundation qualifies for the section 4940(e) reduction of tax in those years			

Part XIII

Undistributed Income (see page 26 of the instructions)

		(a) Corpus	(b) Years prior to 2008	(c) 2008	(d) 2009
1	Distributable amount for 2009 from Part XI, line 7				1,474,982
2	Undistributed income, if any, as of the end of 2008				
a	Enter amount for 2008 only.			0	
b	Total for prior years 20____, 20____, 20____		0		
3	Excess distributions carryover, if any, to 2009				
a	From 2004.				
b	From 2005.				1,152,157
c	From 2006.				1,278,868
d	From 2007.				
e	From 2008.				419,114
f	Total of lines 3a through e.	2,850,139			
4	Qualifying distributions for 2009 from Part XII, line 4 ▶ \$ 3,036,647				
a	Applied to 2008, but not more than line 2a			0	
b	Applied to undistributed income of prior years (Election required—see page 26 of the instructions)		0		
c	Treated as distributions out of corpus (Election required—see page 26 of the instructions). . .	0			
d	Applied to 2009 distributable amount.				1,474,982
e	Remaining amount distributed out of corpus	1,561,665			
5	Excess distributions carryover applied to 2009 (If an amount appears in column (d), the same amount must be shown in column (a).)	0			0
6	Enter the net total of each column as indicated below:				
a	Corpus Add lines 3f, 4c, and 4e Subtract line 5	4,411,804			
b	Prior years' undistributed income Subtract line 4b from line 2b.		0		
c	Enter the amount of prior years' undistributed income for which a notice of deficiency has been issued, or on which the section 4942(a) tax has been previously assessed.		0		
d	Subtract line 6c from line 6b Taxable amount—see page 27 of the instructions . . .		0		
e	Undistributed income for 2008 Subtract line 4a from line 2a Taxable amount—see page 27 of the instructions			0	
f	Undistributed income for 2009 Subtract lines 4d and 5 from line 1 This amount must be distributed in 2010				0
7	Amounts treated as distributions out of corpus to satisfy requirements imposed by section 170(b)(1)(F) or 4942(g)(3) (see page 27 of the instructions).	0			
8	Excess distributions carryover from 2004 not applied on line 5 or line 7 (see page 27 of the instructions).	0			
9	Excess distributions carryover to 2010. Subtract lines 7 and 8 from line 6a	4,411,804			
10	Analysis of line 9				
a	Excess from 2005. . . .				1,152,157
b	Excess from 2006. . . .				1,278,868
c	Excess from 2007. . . .				
d	Excess from 2008. . . .				419,114
e	Excess from 2009. . . .				1,561,665

Part XIV

Private Operating Foundations (see page 27 of the instructions and Part VII-A, question 9)

1a

If the foundation has received a ruling or determination letter that it is a private operating foundation, and the ruling is effective for 2009, enter the date of the ruling.

b

Check box to indicate whether the organization is a private operating foundation described in section 4942(j)(3) or 4942(j)(5)

☐ 4942(j)(3) or ☐ 4942(j)(5)

2a	Enter the lesser of the adjusted net income from Part I or the minimum investment return from Part X for each year listed	Tax year	Prior 3 years			(e) Total
		(a) 2009	(b) 2008	(c) 2007	(d) 2006	
b	85% of line 2a					
c	Qualifying distributions from Part XII, line 4 for each year listed					
d	Amounts included in line 2c not used directly for active conduct of exempt activities					
e	Qualifying distributions made directly for active conduct of exempt activities. Subtract line 2d from line 2c					
3	Complete 3a, b, or c for the alternative test relied upon					
a	"Assets" alternative test—enter					
	(1) Value of all assets					
	(2) Value of assets qualifying under section 4942(j)(3)(B)(i)					
b	"Endowment" alternative test— enter 2/3 of minimum investment return shown in Part X, line 6 for each year listed.					
c	"Support" alternative test—enter					
	(1) Total support other than gross investment income (interest, dividends, rents, payments on securities loans (section 512(a)(5)), or royalties)					
	(2) Support from general public and 5 or more exempt organizations as provided in section 4942(j)(3)(B)(iii).					
	(3) Largest amount of support from an exempt organization					
	(4) Gross investment income					

Part XV

Supplementary Information (Complete this part only if the organization had \$5,000 or more in assets at any time during the year—see page 27 of the instructions.)

1

Information Regarding Foundation Managers:

a

List any managers of the foundation who have contributed more than 2% of the total contributions received by the foundation before the close of any tax year (but only if they have contributed more than \$5,000) (See section 507(d)(2))

b

List any managers of the foundation who own 10% or more of the stock of a corporation (or an equally large portion of the ownership of a partnership or other entity) of which the foundation has a 10% or greater interest

2

Information Regarding Contribution, Grant, Gift, Loan, Scholarship, etc., Programs:

Check here ☐ if the foundation only makes contributions to preselected charitable organizations and does not accept unsolicited requests for funds. If the foundation makes gifts, grants, etc. (see page 28 of the instructions) to individuals or organizations under other conditions, complete items 2a, b, c, and d.

a

The name, address, and telephone number of the person to whom applications should be addressed

JAYNE MALFITANO
255 SOUTH COUNTY ROAD
PALM BEACH, FL 33480
(561) 820-1012

b

The form in which applications should be submitted and information and materials they should include

INCLUDE NAMES OF ORGANIZATION DIRECTORS AND PURPOSE OF THE GRANT

c

Any submission deadlines

NONE

d

Any restrictions or limitations on awards, such as by geographical areas, charitable fields, kinds of institutions, or other factors

NONE,OTHER THAN ORGANIZATION MUST BE EXEMPT FROM TAXES UNDER IRC 501 C 3

Form 990-PF (2009)

Part XV

Supplementary Information (continued)

3 Grants and Contributions Paid During the Year or Approved for Future Payment

Recipient	If recipient is an individual, show any relationship to any foundation manager or substantial contributor	Foundation status of recipient	Purpose of grant or contribution	Amount
Name and address (home or business)				
a Paid during the year See Additional Data Table				
Total			▶ 3a	3,036,647
b Approved for future payment				
Total			▶ 3b	0

Enter gross amounts unless otherwise indicated

Part XVI-B Relationship of Activities to the Accomplishment of Exempt Purposes

Form **990-PF** (2009)

1 Did the organization directly or indirectly engage in any of the following with any other organization described in section 501(c) of the Code (other than section 501(c)(3) organizations) or in section 527, relating to political organizations?		Yes	No
a Transfers from the reporting foundation to a noncharitable exempt organization of			
(1) Cash.	1a(1)		No
(2) Other assets.	1a(2)		No
b Other transactions			
(1) Sales of assets to a noncharitable exempt organization.	1b(1)		No
(2) Purchases of assets from a noncharitable exempt organization.	1b(2)		No
(3) Rental of facilities, equipment, or other assets.	1b(3)		No
(4) Reimbursement arrangements.	1b(4)		No
(5) Loans or loan guarantees.	1b(5)		No
(6) Performance of services or membership or fundraising solicitations.	1b(6)		No
c Sharing of facilities, equipment, mailing lists, other assets, or paid employees.	1c		No
d If the answer to any of the above is "Yes," complete the following schedule. Column (b) should always show the fair market value of the goods, other assets, or services given by the reporting foundation. If the foundation received less than fair market value in any transaction or sharing arrangement, show in column (d) the value of the goods, other assets, or services received			





[illegible]

2a Is the foundation directly or indirectly affiliated with, or related to, one or more tax-exempt organizations described in section 501(c) of the Code (other than section 501(c)(3)) or in section 527? ☐ Yes ☒ No

b If "Yes," complete the following schedule

(a) Name of organization	(b) Type of organization	(c) Description of relationship

Sign Here

Under penalties of perjury, I declare that I have examined this return, including accompanying schedules and statements, and to the best of my knowledge and belief, it is true, correct, and complete Declaration of preparer (other than taxpayer or fiduciary) is based on all information of which preparer has any knowledge				
*****			2011-06-15	*****
Signature of officer or trustee			Date	Title
Paid Preparer's Use Only	Preparer's Signature  ELSA G JOHNSON		Date	Check if self-employed  Preparer's identifying number (see Signature on page 30 of the instructions)
	Firm's name (or yours if self-employed), address, and ZIP code 		EIN 	
	ELSA G JOHNSON PA 301 YAMATO ROAD SUITE 3120 BOCA RATON, FL 33431		Phone no (561) 362-8300	

Additional Data

Software ID: 09000028

Software Version: 2009.05090

EIN: 59-2018824

Name: HARCOURT M &VIRGINIA W SYLVESTER FDN INC
CO WACHOVIA BANK NA

Form 990PF Part IV - Capital Gains and Losses for Tax on Investment Income - Columns a - d

(a) List and describe the kind(s) of property sold (e g , real estate, 2-story brick warehouse, or common stock, 200 shs MLC Co)	(b) How acquired P—Purchase D—Donation	(c) Date acquired (mo , day, yr)	(d) Date sold (mo , day, yr)
FROM K-1 SELECT INVEST INSTITUTIONAL	P		
from K-1 ASGI Hedged Equities	P		
FROM K-1 ASGI MULTI STRATEGY	P		
FROM K-1 SIGULER GUFF BRIC OPPORTUNITIES	P		
from K-1 ASGI Hedged Equities	P		
FROM K-1 ASGI MULTI STRATEGY	P		
FROM K-1 SIGULER GUFF BRIC OPPORTUNITIES	P		
EMERSON ELECTRIC CO	P	2009-05-04	2009-08-05
EMERSON ELECTRIC CO	P	2009-05-04	2009-08-05
BRISTOL MYERS SQUIBB CO	P	2009-05-04	2009-08-05
BEST BUY INC COM	P	2009-06-04	2009-08-05
SYMANTEC CORP	P	2009-05-13	2009-08-05
JOY GLOBAL INC	P	2009-05-07	2009-08-05
JOY GLOBAL INC	P	2009-05-13	2009-08-05
SYMANTEC CORP	P	2009-04-20	2009-08-05
DOW CHEMICAL CO	P	2009-06-20	2009-08-07
GENZYME CORP	P	2009-05-07	2009-08-11
GENZYME CORP	P	2009-10-28	2009-08-11
GENZYME CORP	P	2009-10-21	2009-08-11
GENZYME CORP	P	2008-10-20	2009-08-11
STIFEL FINANCIAL CORP	P	2009-05-18	2009-08-12
ANADARKO PETE CORP	P	2009-05-04	2009-08-12
ANADARKO PETE CORP	P	2009-06-17	2009-08-12
ANADARKO PETE CORP	P	2009-05-26	2009-08-12
ANADARKO PETE CORP	P	2009-05-18	2009-08-12
BANK AMER CORP	P	2009-05-07	2009-08-12
O REILLY AUTOMOTIVE INC COM	P	2009-05-13	2009-08-14
O REILLY AUTOMOTIVE INC COM	P	2009-05-21	2009-08-14
O REILLY AUTOMOTIVE INC COM	P	2009-05-04	2009-08-14
VISA INC-CLASS A SHRS	P	2008-10-24	2009-08-19

Form 990PF Part IV - Capital Gains and Losses for Tax on Investment Income - Columns e - h

(e) Gross sales price	(f) Depreciation allowed (or allowable)	(g) Cost or other basis plus expense of sale	(h) Gain or (loss) (e) plus (f) minus (g)
		146,000	-146,000
		14,858	-14,858
370,624			370,624
1,023			1,023
9,674			9,674
48,264			48,264
789			789
24,037		25,571	-1,534
2,748		2,923	-175
44,995		40,264	4,731
17,710		17,365	345
5,137		5,091	46
7,228		5,017	2,211
11,149		7,559	3,590
29,706		33,050	-3,344
13,195		10,288	2,907
18,336		21,208	-2,872
593		809	-216
5,782		7,744	-1,962
11,219		15,161	-3,942
9,546		7,586	1,960
16,129		14,811	1,318
4,161		3,835	326
5,702		4,916	786
12,945		11,196	1,749
604		556	48
7,533		7,241	292
5,145		5,041	104
12,384		12,921	-537
16,485		11,696	4,789

Form 990PF Part IV - Capital Gains and Losses for Tax on Investment Income - Columns i - l

Complete only for assets showing gain in column (h) and owned by the foundation on 12/31/69			(l) Gains (Col (h) gain minus col (k), but not less than -0-) or Losses (from col (h))
(i) FM V as of 12/31/69	(j) Adjusted basis as of 12/31/69	(k) Excess of col (i) over col (j), if any	
			-146,000
			-14,858
			370,624
			1,023
			9,674
			48,264
			789
			-1,534
			-175
			4,731
			345
			46
			2,211
			3,590
			-3,344
			2,907
			-2,872
			-216
			-1,962
			-3,942
			1,960
			1,318
			326
			786
			1,749
			48
			292
			104
			-537
			4,789

Form 990PF Part IV - Capital Gains and Losses for Tax on Investment Income - Columns a - d

(a) List and describe the kind(s) of property sold (e g , real estate, 2-story brick warehouse, or common stock, 200 shs MLC Co)	(b) How acquired P—Purchase D—Donation	(c) Date acquired (mo , day, yr)	(d) Date sold (mo , day, yr)
NIKE INC CL B	P	2009-01-22	2009-08-20
NIKE INC CL B	P	2009-04-17	2009-08-20
WELLPOINT INC	P	2009-05-04	2009-08-21
PROCTER & GAMBLE CO	P	2009-03-13	2009-08-25
BURLINGTON NORTHN SANTA FE CORP	P	2009-05-04	2009-08-25
NORFOLK SOUTHERN CORP	P	2009-01-28	2009-08-25
UNITEDHEALTH GROUP INC	P	2009-05-07	2009-08-27
UNITEDHEALTH GROUP INC	P	2009-05-21	2009-08-27
UNITEDHEALTH GROUP INC	P	2009-05-12	2009-08-27
INTEL CORP	P	2009-05-04	2009-08-31
METLIFE INC	P	2009-02-04	2009-09-02
MORGAN STANLEY	P	2008-12-30	2009-09-02
MORGAN STANLEY	P	2009-02-04	2009-09-02
NAVISTAR INTL CORP NEW COM	P	2009-08-11	2009-09-02
NETFLIX COM INC	P	2009-05-06	2009-09-02
NORFOLK SOUTHERN CORP	P	2009-01-28	2009-09-02
OCCIDENTAL PETE CORP	P	2009-08-15	2009-09-02
ORACLE CORPORATION	P	2009-03-24	2009-09-02
ORACLE CORPORATION	P	2009-05-04	2009-09-02
PENNEY J C INC	P	2009-08-25	2009-09-02
PEPSICO INC	P	2009-06-22	2009-09-02
PEPSICO INC	P	2009-07-21	2009-09-02
QUALCOMM INC	P	2009-05-04	2009-09-02
RANGE RES CORP	P	2008-11-24	2009-09-02
RAYMOND JAMES FINL INC	P	2009-03-19	2009-09-02
SCHLUMBERGER LTD	P	2009-07-10	2009-09-02
SCHLUMBERGER LTD	P	2009-06-26	2009-09-02
STAPLES INC	P	2009-04-24	2009-09-02
LINCOLN NATL CORP IND	P	2009-05-07	2009-09-02
LINCOLN NATL CORP IND	P	2009-08-03	2009-09-02

Form 990PF Part IV - Capital Gains and Losses for Tax on Investment Income - Columns e - h

(e) Gross sales price	(f) Depreciation allowed (or allowable)	(g) Cost or other basis plus expense of sale	(h) Gain or (loss) (e) plus (f) minus (g)
19,487		15,575	3,912
10,397		9,800	597
7,829		6,233	1,596
27,511		23,939	3,572
10,238		8,710	1,528
12,825		10,790	2,035
3,811		3,672	139
10,914		10,129	785
8,113		7,556	557
26,221		21,515	4,706
5,493		4,600	893
1,442		777	665
2,774		2,323	451
4,976		5,191	-215
3,645		3,741	-96
7,698		6,798	900
10,051		9,754	297
2,916		2,418	498
12,231		10,761	1,470
4,097		4,337	-240
508		483	25
14,235		14,157	78
16,104		15,476	628
4,391		3,537	854
4,276		3,798	478
1,858		1,701	157
5,467		5,543	-76
4,598		4,749	-151
652		445	207
7,679		7,398	281

Form 990PF Part IV - Capital Gains and Losses for Tax on Investment Income - Columns i - l

Complete only for assets showing gain in column (h) and owned by the foundation on 12/31/69			(l) Gains (Col (h) gain minus col (k), but not less than -0-) or Losses (from col (h))
(i) F M V as of 12/31/69	(j) Adjusted basis as of 12/31/69	(k) Excess of col (i) over col (j), if any	
			3,912
			597
			1,596
			3,572
			1,528
			2,035
			139
			785
			557
			4,706
			893
			665
			451
			-215
			-96
			900
			297
			498
			1,470
			-240
			25
			78
			628
			854
			478
			157
			-76
			-151
			207
			281

Form 990PF Part IV - Capital Gains and Losses for Tax on Investment Income - Columns a - d

(a) List and describe the kind(s) of property sold (e g , real estate, 2-story brick warehouse, or common stock, 200 shs MLC Co)	(b) How acquired P—Purchase D—Donation	(c) Date acquired (mo , day, yr)	(d) Date sold (mo , day, yr)
BED BATH & BEYOND INC	P	2009-06-03	2009-09-02
CONSOL ENERGY INC	P	2009-05-19	2009-09-02
CONSOL ENERGY INC	P	2009-06-11	2009-09-02
BECTON DICKINSON AND COMPANY	P	2008-11-05	2009-09-02
BIOGEN IDEC INC	P	2009-01-21	2009-09-02
BROADCOM CORPORATION COM	P	2009-07-23	2009-09-02
BROADCOM CORPORATION COM	P	2009-07-30	2009-09-02
BURLINGTON NORTHN SANTA FE CORP	P	2009-05-04	2009-09-02
STARWOOD HOTELS & RESORTS WORLDWI	P	2009-08-26	2009-09-02
STARWOOD HOTELS & RESORTS WORLDWI	P	2009-08-26	2009-09-02
STATE STREET CORP	P	2009-05-19	2009-09-02
STIFEL FINANCIAL CORP	P	2009-05-18	2009-09-02
TJX COS INC NEW	P	2009-04-09	2009-09-02
TARGET CORP	P	2008-09-04	2009-09-02
TARGET CORP	P	2009-08-25	2009-09-02
THERMO FISHER SCIENTIFIC INC	P	2009-05-04	2009-09-02
UNION PACIFIC CORP	P	2009-05-04	2009-09-02
UNITED PARCEL SERVICE-CL B	P	2009-07-27	2009-09-02
UNITED PARCEL SERVICE-CL B	P	2009-07-27	2009-09-02
UNITED PARCEL SERVICE-CL B	P	2009-08-03	2009-09-02
UNITED STS STL CORP NEW	P	2009-08-07	2009-09-02
UNITED STS STL CORP NEW	P	2009-06-22	2009-09-02
WELLPOINT INC	P	2008-09-04	2009-09-02
WELLPOINT INC	P	2009-05-04	2009-09-02
MARVELL TECHNOLOGY GROUP	P	2009-07-21	2009-09-02
WEATHERFORD INTNTL LTD NEW	P	2009-06-29	2009-09-02
TRANSOCEAN LTD	P	2009-05-20	2009-09-02
TRANSOCEAN LTD	P	2009-02-20	2009-09-02
CISCO SYSTEMS INC	P	2009-08-19	2009-09-02
COMCAST CORP CLASS A	P	2009-08-04	2009-09-02

Form 990PF Part IV - Capital Gains and Losses for Tax on Investment Income - Columns e - h

(e) Gross sales price	(f) Depreciation allowed (or allowable)	(g) Cost or other basis plus expense of sale	(h) Gain or (loss) (e) plus (f) minus (g)
6,603		5,585	1,018
253		277	-24
5,065		6,149	-1,084
2,829		2,868	-39
5,410		5,457	-47
3,309		3,362	-53
7,803		8,032	-229
8,513		7,496	1,017
250		275	-25
4,283		4,706	-423
5,145		4,405	740
6,299		4,955	1,344
2,079		1,641	438
2,431		2,913	-482
9,966		10,094	-128
1,921		1,633	288
10,269		9,034	1,235
2,001		2,056	-55
5,688		5,842	-154
5,688		5,880	-192
2,213		2,381	-168
6,186		5,178	1,008
9,274		8,942	332
9,995		8,108	1,887
10,118		9,169	949
3,048		3,065	-17
3,875		3,869	6
1,777		1,398	379
2,246		2,250	-4
9,870		9,935	-65

Form 990PF Part IV - Capital Gains and Losses for Tax on Investment Income - Columns i - l

Complete only for assets showing gain in column (h) and owned by the foundation on 12/31/69			(l) Gains (Col (h) gain minus col (k), but not less than -0-) or Losses (from col (h))
(i) FMV as of 12/31/69	(j) Adjusted basis as of 12/31/69	(k) Excess of col (i) over col (j), if any	
			1,018
			-24
			-1,084
			-39
			-47
			-53
			-229
			1,017
			-25
			-423
			740
			1,344
			438
			-482
			-128
			288
			1,235
			-55
			-154
			-192
			-168
			1,008
			332
			1,887
			949
			-17
			6
			379
			-4
			-65

Form 990PF Part IV - Capital Gains and Losses for Tax on Investment Income - Columns a - d

(a) List and describe the kind(s) of property sold (e g , real estate, 2-story brick warehouse, or common stock, 200 shs MLC Co)	(b) How acquired P—Purchase D—Donation	(c) Date acquired (mo , day, yr)	(d) Date sold (mo , day, yr)
CORNING INC	P	2009-04-28	2009-09-02
CORNING INC	P	2009-05-27	2009-09-02
DISH NETWORK CORP	P	2009-05-12	2009-09-02
DOW CHEMICAL CO	P	2009-05-08	2009-09-02
DOW CHEMICAL CO	P	2009-06-02	2009-09-02
DOW CHEMICAL CO	P	2009-07-31	2009-09-02
DOW CHEMICAL CO	P	2009-08-03	2009-09-02
PENNEY J C INC	P	2009-05-07	2009-09-02
FAMILY DLR STORES INC	P	2009-05-04	2009-09-02
FAMILY DLR STORES INC	P	2009-05-04	2009-09-02
LUBRIZOL CORP	P	2009-07-20	2009-09-02
MCDONALDS CORP	P	2009-03-30	2009-09-02
AFLAC INC	P	2009-08-26	2009-09-02
ACTIVISION BLIZZARD INC	P	2009-06-08	2009-09-02
ALTERA CORP	P	2009-04-20	2009-09-02
AMAZON COM INC	P	2009-05-04	2009-09-02
AMERICAN ELECTRIC POWER CO INC	P	2009-04-07	2009-09-02
AMERICAN EXPRESS COMPANY	P	2009-08-06	2009-09-02
APACHE CORPORATION COM	P	2009-05-04	2009-09-02
APPLE COMPUTER INC COM	P	2009-05-04	2009-09-02
APPLIED MATERIALS INC	P	2009-06-02	2009-09-02
APPLIED MATERIALS INC	P	2009-06-02	2009-09-02
BANK AMER CORP	P	2009-05-07	2009-09-02
BANK AMER CORP	P	2009-05-08	2009-09-02
BANK AMER CORP	P	2009-06-02	2009-09-02
FRANKLIN RESOURCES INC	P	2008-10-22	2009-09-02
FREEPORT-MCMORAN COPPER & GOLD INC	P	2009-05-07	2009-09-02
FREEPORT-MCMORAN COPPER & GOLD INC	P	2009-04-30	2009-09-02
GAMESTOP CORP NEW	P	2009-05-04	2009-09-02
GENERAL MILLS INC	P	2008-12-15	2009-09-02

Form 990PF Part IV - Capital Gains and Losses for Tax on Investment Income - Columns e - h

(e) Gross sales price	(f) Depreciation allowed (or allowable)	(g) Cost or other basis plus expense of sale	(h) Gain or (loss) (e) plus (f) minus (g)
12,835		12,703	132
453		447	6
4,197		4,511	-314
1,831		1,588	243
704		637	67
1,767		1,892	-125
6,887		7,712	-825
1,864		1,940	-76
712		743	-31
9,912		10,333	-421
9,504		8,076	1,428
9,718		9,366	352
5,214		5,505	-291
4,199		4,638	-439
6,517		6,103	414
7,273		7,548	-275
2,348		1,993	355
4,339		4,222	117
8,504		8,066	438
26,215		20,506	5,709
1,192		1,070	122
7,188		6,248	940
8,794		7,793	1,001
2,827		2,502	325
8,104		5,674	2,430
6,000		4,180	1,820
2,205		1,783	422
10,130		6,969	3,161
11,270		14,432	-3,162
2,454		2,519	-65

Form 990PF Part IV - Capital Gains and Losses for Tax on Investment Income - Columns i - l

Complete only for assets showing gain in column (h) and owned by the foundation on 12/31/69			(l) Gains (Col (h) gain minus col (k), but not less than -0-) or Losses (from col (h))
(i) FMV as of 12/31/69	(j) Adjusted basis as of 12/31/69	(k) Excess of col (i) over col (j), if any	
			132
			6
			-314
			243
			67
			-125
			-825
			-76
			-31
			-421
			1,428
			352
			-291
			-439
			414
			-275
			355
			117
			438
			5,709
			122
			940
			1,001
			325
			2,430
			1,820
			422
			3,161
			-3,162
			-65

Form 990PF Part IV - Capital Gains and Losses for Tax on Investment Income - Columns a - d

(a) List and describe the kind(s) of property sold (e g , real estate, 2-story brick warehouse, or common stock, 200 shs MLC Co)	(b) How acquired P—Purchase D—Donation	(c) Date acquired (mo , day, yr)	(d) Date sold (mo , day, yr)
GENERAL MILLS INC	P	2009-01-09	2009-09-02
GILEAD SCIENCES INC	P	2009-08-25	2009-09-02
GOOGLE INC	P	2009-05-04	2009-09-02
GOOGLE INC	P	2009-08-03	2009-09-02
HESS CORP	P	2009-05-12	2009-09-02
HEWLETT PACKARD CO	P	2009-08-25	2009-09-02
HEWLETT PACKARD CO	P	2009-04-07	2009-09-02
HOME DEPOT INC	P	2008-12-24	2009-09-02
HONEYWELL INTERNATIONAL INC	P	2008-09-18	2009-09-02
INTEL CORP	P	2009-05-04	2009-09-02
INTEL CORP	P	2009-06-10	2009-09-02
INTERNATIONAL BUSINESS MACHS CORP	P	2009-09-01	2009-09-02
JPMORGAN CHASE & CO	P	2009-05-04	2009-09-02
JOHNSON & JOHNSON	P	2008-10-27	2009-09-02
JOHNSON & JOHNSON	P	2009-07-01	2009-09-02
JOHNSON CONTROLS INC	P	2009-04-17	2009-09-02
KELLOGG CO	P	2009-07-01	2009-09-02
KELLOGG CO	P	2009-07-06	2009-09-02
KOHL'S CORP	P	2009-08-28	2009-09-02
KRAFT FOODS INC	P	2009-07-07	2009-09-02
F5 NETWORKS INC	P	2009-06-12	2009-09-02
CHEVRON CORP	P	2009-05-04	2009-09-02
EMERSON ELECTRIC CO	P	2009-04-21	2009-09-02
EMERSON ELECTRIC CO	P	2009-07-10	2009-09-02
EMERSON ELECTRIC CO	P	2009-05-04	2009-09-02
EMERSON ELECTRIC CO	P	2009-07-09	2009-09-02
EXPRESS SCRIPTS INC COMMON STOCK	P	2009-08-05	2009-09-02
EXXON MOBIL CORPORATION	P	2009-01-20	2009-09-02
CISCO SYSTEMS INC	P	2009-07-13	2009-09-02
NETFLIX COM INC	P	2009-05-06	2009-09-08

Form 990PF Part IV - Capital Gains and Losses for Tax on Investment Income - Columns e - h

(e) Gross sales price	(f) Depreciation allowed (or allowable)	(g) Cost or other basis plus expense of sale	(h) Gain or (loss) (e) plus (f) minus (g)
7,671		7,653	18
15,472		15,680	-208
16,352		14,460	1,892
2,276		2,260	16
6,057		7,809	-1,752
10,422		10,490	-68
7,788		5,820	1,968
2,649		2,383	266
5,240		6,188	-948
2,098		1,771	327
10,649		8,862	1,787
24,771		24,894	-123
8,710		7,134	1,576
6,754		7,015	-261
22,058		20,972	1,086
2,341		1,713	628
4,671		4,770	-99
4,017		4,117	-100
3,395		3,480	-85
8,602		7,940	662
4,474		4,465	9
7,185		7,159	26
3,829		3,401	428
620		524	96
22,427		22,759	-332
13,055		11,104	1,951
11,711		10,923	788
5,158		5,819	-661
18,547		15,964	2,583
9,029		9,374	-345

Form 990PF Part IV - Capital Gains and Losses for Tax on Investment Income - Columns i - l

Complete only for assets showing gain in column (h) and owned by the foundation on 12/31/69			(l) Gains (Col (h) gain minus col (k), but not less than -0-) or Losses (from col (h))
(i) FM V as of 12/31/69	(j) Adjusted basis as of 12/31/69	(k) Excess of col (i) over col (j), if any	
			18
			-208
			1,892
			16
			-1,752
			-68
			1,968
			266
			-948
			327
			1,787
			-123
			1,576
			-261
			1,086
			628
			-99
			-100
			-85
			662
			9
			26
			428
			96
			-332
			1,951
			788
			-661
			2,583
			-345

Form 990PF Part IV - Capital Gains and Losses for Tax on Investment Income - Columns a - d

(a) List and describe the kind(s) of property sold (e g , real estate, 2-story brick warehouse, or common stock, 200 shs MLC Co)	(b) How acquired P—Purchase D—Donation	(c) Date acquired (mo , day, yr)	(d) Date sold (mo , day, yr)
NETFLIX COM INC	P	2009-05-07	2009-09-08
GOOGLE INC	P	2009-08-03	2009-09-10
WEATHERFORD INTNTL LTD NEW	P	2009-06-29	2009-09-11
WEATHERFORD INTNTL LTD NEW	P	2009-05-15	2009-09-11
ACTIVISION BLIZZARD INC	P	2009-05-18	2009-09-15
ACTIVISION BLIZZARD INC	P	2009-06-08	2009-09-15
ORACLE CORPORATION	P	2009-03-24	2009-09-17
GENERAL MILLS INC	P	2009-03-11	2009-09-18
GENERAL MILLS INC	P	2009-03-12	2009-09-18
GENERAL MILLS INC	P	2009-01-09	2009-09-18
GENERAL MILLS INC	P	2009-03-18	2009-09-18
WELLPOINT INC	P	2009-05-04	2009-09-21
ORACLE CORPORATION	P	2009-05-04	2009-09-21
MORGAN STANLEY	P	2008-12-30	2009-09-21
GNMA POOL 002783 7 000% 7/20/29	P	2009-07-09	2009-09-21
EXPRESS SCRIPTS INC COMMON STOCK	P	2009-08-05	2009-09-21
EXPRESS SCRIPTS INC COMMON STOCK	P	2009-05-04	2009-09-21
DOW CHEMICAL CO	P	2009-07-31	2009-09-22
GAMESTOP CORP NEW	P	2009-05-04	2009-09-22
BURLINGTON NORTHN SANTA FE CORP	P	2009-05-04	2009-09-22
APPLIED MATERIALS INC	P	2009-06-11	2009-09-23
APPLIED MATERIALS INC	P	2009-06-12	2009-09-23
APPLIED MATERIALS INC	P	2009-06-17	2009-09-23
APPLIED MATERIALS INC	P	2009-06-03	2009-09-23
MCDONALDS CORP	P	2009-03-30	2009-09-24
US TREASURY NOTE 1 125% 12/15/11	P	2009-02-05	2009-09-25
US TREASURY NOTE 1 125% 12/15/11	P	2009-01-14	2009-09-25
CORNING INC	P	2009-05-07	2009-09-28
CORNING INC	P	2009-05-11	2009-09-28
CORNING INC	P	2009-05-21	2009-09-28

Form 990PF Part IV - Capital Gains and Losses for Tax on Investment Income - Columns e - h

(e) Gross sales price	(f) Depreciation allowed (or allowable)	(g) Cost or other basis plus expense of sale	(h) Gain or (loss) (e) plus (f) minus (g)
6,254		5,998	256
17,164		16,725	439
8,356		7,591	765
20,372		16,660	3,712
6,933		7,037	-104
5,804		6,352	-548
21,309		17,956	3,353
11,202		9,266	1,936
2,995		2,592	403
419		409	10
16,653		13,108	3,545
32,638		26,154	6,484
24,054		21,291	2,763
16,748		7,909	8,839
13		13	0
9,649		8,277	1,372
9,966		8,003	1,963
11,912		9,546	2,366
6,670		7,667	-997
32,822		27,985	4,837
6,707		5,648	1,059
8,438		7,063	1,375
5,550		4,605	945
12,390		10,481	1,909
38,830		36,983	1,847
15,006		14,943	63
135,052		135,565	-513
7,166		7,011	155
9,028		8,525	503
9,374		8,730	644

Form 990PF Part IV - Capital Gains and Losses for Tax on Investment Income - Columns i - l

Complete only for assets showing gain in column (h) and owned by the foundation on 12/31/69			(l) Gains (Col (h) gain minus col (k), but not less than -0-) or Losses (from col (h))
(i) FM V as of 12/31/69	(j) Adjusted basis as of 12/31/69	(k) Excess of col (i) over col (j), if any	
			256
			439
			765
			3,712
			-104
			-548
			3,353
			1,936
			403
			10
			3,545
			6,484
			2,763
			8,839
			0
			1,372
			1,963
			2,366
			-997
			4,837
			1,059
			1,375
			945
			1,909
			1,847
			63
			-513
			155
			503
			644

Form 990PF Part IV - Capital Gains and Losses for Tax on Investment Income - Columns a - d

(a) List and describe the kind(s) of property sold (e g , real estate, 2-story brick warehouse, or common stock, 200 shs MLC Co)	(b) How acquired P—Purchase D—Donation	(c) Date acquired (mo , day, yr)	(d) Date sold (mo , day, yr)
CORNING INC	P	2009-05-28	2009-09-28
UNITED STS STL CORP NEW	P	2009-06-22	2009-09-28
UNITED STS STL CORP NEW	P	2009-06-22	2009-09-28
CONSOL ENERGY INC	P	2009-06-17	2009-09-28
CONSOL ENERGY INC	P	2009-05-26	2009-09-28
CONSOL ENERGY INC	P	2009-05-19	2009-09-28
CORNING INC	P	2009-05-27	2009-09-28
THERMO FISHER SCIENTIFIC INC	P	2009-05-04	2009-09-30
F5 NETWORKS INC	P	2009-06-18	2009-10-02
F5 NETWORKS INC	P	2009-06-12	2009-10-02
RANGE RES CORP	P	2008-11-24	2009-10-05
RANGE RES CORP	P	2008-12-04	2009-10-05
RANGE RES CORP	P	2009-01-09	2009-10-05
LOWES COS INC	P	2009-01-06	2009-10-06
GAMESTOP CORP NEW	P	2009-05-04	2009-10-06
LOWES COS INC	P	2009-05-13	2009-10-06
TARGET CORP	P	2009-08-25	2009-10-06
LOWES COS INC	P	2009-07-20	2009-10-06
HESS CORP	P	2008-11-03	2009-10-08
HESS CORP	P	2008-12-17	2009-10-08
HESS CORP	P	2009-05-12	2009-10-08
COMCAST CORP CLASS A	P	2009-05-27	2009-10-09
COMCAST CORP CLASS A	P	2009-08-04	2009-10-09
ALTERA CORP	P	2009-04-20	2009-10-12
ALTERA CORP	P	2009-04-22	2009-10-12
ALTERA CORP	P	2009-04-29	2009-10-12
ALTERA CORP	P	2009-09-15	2009-10-12
TRANSOCEAN LTD	P	2009-02-20	2009-10-12
TRANSOCEAN LTD	P	2009-09-11	2009-10-12
WASTE MANAGEMENT INC	P	2008-10-15	2009-10-14

Form 990PF Part IV - Capital Gains and Losses for Tax on Investment Income - Columns e - h

(e) Gross sales price	(f) Depreciation allowed (or allowable)	(g) Cost or other basis plus expense of sale	(h) Gain or (loss) (e) plus (f) minus (g)
8,953		8,418	535
14,625		10,950	3,675
11,701		8,816	2,885
11,784		9,515	2,269
7,308		6,201	1,107
7,079		6,137	942
6,309		6,262	47
16,934		14,397	2,537
6,170		5,466	704
9,934		9,000	934
4,118		3,271	847
13,837		10,409	3,428
18,194		13,843	4,351
3,103		3,480	-377
16,825		19,093	-2,268
185		171	14
17,234		16,824	410
6,001		6,042	-41
10,074		10,291	-217
12,212		11,493	719
1,351		1,536	-185
11,535		10,792	743
4,614		4,635	-21
8,472		6,940	1,532
9,706		7,898	1,808
10,813		8,047	2,766
6,769		6,536	233
6,441		4,193	2,248
11,540		10,653	887
11,683		12,137	-454

Form 990PF Part IV - Capital Gains and Losses for Tax on Investment Income - Columns i - l

Complete only for assets showing gain in column (h) and owned by the foundation on 12/31/69			(l) Gains (Col (h) gain minus col (k), but not less than -0-) or Losses (from col (h))
(i) FMV as of 12/31/69	(j) Adjusted basis as of 12/31/69	(k) Excess of col (i) over col (j), if any	
			535
			3,675
			2,885
			2,269
			1,107
			942
			47
			2,537
			704
			934
			847
			3,428
			4,351
			-377
			-2,268
			14
			410
			-41
			-217
			719
			-185
			743
			-21
			1,532
			1,808
			2,766
			233
			2,248
			887
			-454

Form 990PF Part IV - Capital Gains and Losses for Tax on Investment Income - Columns a - d

(a) List and describe the kind(s) of property sold (e g , real estate, 2-story brick warehouse, or common stock, 200 shs MLC Co)	(b) How acquired P—Purchase D—Donation	(c) Date acquired (mo , day, yr)	(d) Date sold (mo , day, yr)
COMCAST CORP CLASS A	P	2009-03-03	2009-10-15
COMCAST CORP CLASS A	P	2009-03-30	2009-10-15
COMCAST CORP CLASS A	P	2009-04-08	2009-10-15
COMCAST CORP CLASS A	P	2009-05-27	2009-10-15
RAYMOND JAMES FINL INC	P	2009-07-09	2009-10-16
TRANSOCEAN LTD	P	2009-02-20	2009-10-16
RAYMOND JAMES FINL INC	P	2009-03-19	2009-10-16
MORGAN STANLEY	P	2008-12-30	2009-10-21
STATE STREET CORP	P	2009-05-19	2009-10-22
STATE STREET CORP	P	2009-04-24	2009-10-22
PFIZER INC	P	2009-10-16	2009-10-23
LOWES COS INC	P	2009-05-13	2009-10-23
FREEPORT-MCMORAN COPPER & GOLD INC	P	2009-09-21	2009-10-23
LOWES COS INC	P	2009-10-23	2009-10-23
LOWES COS INC	P	2009-02-18	2009-10-23
FREEPORT-MCMORAN COPPER & GOLD INC	P	2009-04-30	2009-10-23
FNMA POOL AC2810 4 500% 9/01/39	P	2009-09-25	2009-10-26
PFIZER INC	P	2009-10-16	2009-10-27
ACTIVISION BLIZZARD INC	P	2009-05-18	2009-10-28
BECTON DICKINSON AND COMPANY	P	2008-11-05	2009-10-28
WEATHERFORD INTNTL LTD NEW	P	2009-09-23	2009-10-28
WEATHERFORD INTNTL LTD NEW	P	2009-09-24	2009-10-28
HESS CORP	P	2008-12-17	2009-10-29
HESS CORP	P	2008-12-11	2009-10-29
HESS CORP	P	2008-12-23	2009-10-29
LINCOLN NATL CORP IND	P	2009-05-07	2009-10-29
LINCOLN NATL CORP IND	P	2009-05-13	2009-10-29
STATE STREET CORP	P	2009-10-01	2009-10-29
NAVISTAR INTL CORP NEW COM	P	2009-08-11	2009-10-29
STATE STREET CORP	P	2009-09-24	2009-10-29

Form 990PF Part IV - Capital Gains and Losses for Tax on Investment Income - Columns e - h

(e) Gross sales price	(f) Depreciation allowed (or allowable)	(g) Cost or other basis plus expense of sale	(h) Gain or (loss) (e) plus (f) minus (g)
16,621		13,481	3,140
12,080		10,555	1,525
11,502		10,384	1,118
1,639		1,511	128
8,883		6,065	2,818
13,997		8,911	5,086
10,086		7,801	2,285
17,321		7,535	9,786
9,629		9,070	559
4,539		3,600	939
4		4	0
5,689		5,142	547
8,315		7,052	1,263
6,319		5,311	1,008
10,496		8,490	2,006
10,311		5,269	5,042
192		194	-2
7,690		7,859	-169
14,239		14,482	-243
2,485		2,588	-103
19,152		23,991	-4,839
11,673		13,801	-2,128
5,117		4,820	297
11,359		9,684	1,675
11,696		9,980	1,716
19,751		12,343	7,408
16,522		9,659	6,863
4,999		5,848	-849
13,426		17,855	-4,429
26,280		30,357	-4,077

Form 990PF Part IV - Capital Gains and Losses for Tax on Investment Income - Columns i - l

Complete only for assets showing gain in column (h) and owned by the foundation on 12/31/69			(l) Gains (Col (h) gain minus col (k), but not less than -0-) or Losses (from col (h))
(i) FM V as of 12/31/69	(j) Adjusted basis as of 12/31/69	(k) Excess of col (i) over col (j), if any	
			3,140
			1,525
			1,118
			128
			2,818
			5,086
			2,285
			9,786
			559
			939
			0
			547
			1,263
			1,008
			2,006
			5,042
			-2
			-169
			-243
			-103
			-4,839
			-2,128
			297
			1,675
			1,716
			7,408
			6,863
			-849
			-4,429
			-4,077

Form 990PF Part IV - Capital Gains and Losses for Tax on Investment Income - Columns a - d

(a) List and describe the kind(s) of property sold (e g , real estate, 2-story brick warehouse, or common stock, 200 shs MLC Co)	(b) How acquired P—Purchase D—Donation	(c) Date acquired (mo , day, yr)	(d) Date sold (mo , day, yr)
STATE STREET CORP	P	2009-09-24	2009-10-29
NAVISTAR INTL CORP NEW COM	P	2009-09-15	2009-10-29
KOHL'S CORP	P	2009-08-28	2009-10-30
DEVON ENERGY CORPORATION	P	2009-06-11	2009-11-03
NORFOLK SOUTHERN CORP	P	2009-02-03	2009-11-04
NORFOLK SOUTHERN CORP	P	2009-01-28	2009-11-04
NORFOLK SOUTHERN CORP	P	2009-10-08	2009-11-04
UNION PACIFIC CORP	P	2009-05-04	2009-11-04
UNION PACIFIC CORP	P	2009-10-08	2009-11-04
CUMMINS INC	P	2009-10-01	2009-11-04
LINCOLN NATL CORP IND	P	2009-11-03	2009-11-06
JOHNSON & JOHNSON	P	2009-07-09	2009-11-06
JOHNSON & JOHNSON	P	2009-07-01	2009-11-06
KRAFT FOODS INC	P	2009-07-07	2009-11-09
LINCOLN NATL CORP IND	P	2009-11-03	2009-11-09
DOW CHEMICAL CO	P	2009-07-31	2009-11-10
DOW CHEMICAL CO	P	2009-09-01	2009-11-10
MONSANTO CO NEW	P	2009-10-28	2009-11-12
DEVON ENERGY CORPORATION	P	2009-06-04	2009-11-13
DEVON ENERGY CORPORATION	P	2009-06-11	2009-11-13
INTERNATIONAL BUSINESS MACHS CORP	P	2009-01-15	2009-11-16
INTERNATIONAL BUSINESS MACHS CORP	P	2009-09-01	2009-11-16
STARWOOD HOTELS & RESORTS WORLDWI	P	2009-09-25	2009-11-16
STARWOOD HOTELS & RESORTS WORLDWI	P	2009-08-26	2009-11-16
JOHNSON & JOHNSON	P	2009-07-09	2009-11-18
CHEVRON CORP	P	2009-05-04	2009-11-18
INTERNATIONAL BUSINESS MACHS CORP	P	2008-11-20	2009-11-19
GAMESTOP CORP NEW	P	2009-05-21	2009-11-19
GAMESTOP CORP NEW	P	2009-05-04	2009-11-19
INTERNATIONAL BUSINESS MACHS CORP	P	2008-12-02	2009-11-19

Form 990PF Part IV - Capital Gains and Losses for Tax on Investment Income - Columns e - h

(e) Gross sales price	(f) Depreciation allowed (or allowable)	(g) Cost or other basis plus expense of sale	(h) Gain or (loss) (e) plus (f) minus (g)
4,999		5,775	-776
10,499		13,670	-3,171
23,464		21,567	1,897
6,247		6,372	-125
3,219		2,448	771
446		356	90
3,863		3,575	288
4,626		3,998	628
4,926		4,891	35
33,052		31,402	1,650
13,226		13,368	-142
6,624		6,240	384
19,511		18,464	1,047
30,843		30,181	662
12,507		12,172	335
6,808		5,676	1,132
10,625		8,458	2,167
17,277		16,743	534
8,862		8,587	275
2,954		2,951	3
8,175		5,327	2,848
5,365		4,909	456
5,319		4,917	402
932		825	107
24,448		22,239	2,209
30,469		26,454	4,015
4,454		2,650	1,804
12,793		11,669	1,124
4,053		4,991	-938
16,163		9,999	6,164

Form 990PF Part IV - Capital Gains and Losses for Tax on Investment Income - Columns i - l

Complete only for assets showing gain in column (h) and owned by the foundation on 12/31/69			(l) Gains (Col (h) gain minus col (k), but not less than -0-) or Losses (from col (h))
(i) FM V as of 12/31/69	(j) Adjusted basis as of 12/31/69	(k) Excess of col (i) over col (j), if any	
			-776
			-3,171
			1,897
			-125
			771
			90
			288
			628
			35
			1,650
			-142
			384
			1,047
			662
			335
			1,132
			2,167
			534
			275
			3
			2,848
			456
			402
			107
			2,209
			4,015
			1,804
			1,124
			-938
			6,164

Form 990PF Part IV - Capital Gains and Losses for Tax on Investment Income - Columns a - d

(a) List and describe the kind(s) of property sold (e g , real estate, 2-story brick warehouse, or common stock, 200 shs MLC Co)	(b) How acquired P—Purchase D—Donation	(c) Date acquired (mo , day, yr)	(d) Date sold (mo , day, yr)
DEVON ENERGY CORPORATION	P	2009-01-30	2009-11-19
DEVON ENERGY CORPORATION	P	2009-01-23	2009-11-19
DEVON ENERGY CORPORATION	P	2009-06-04	2009-11-19
FNMA POOL AC2810 4 500% 9/01/39	P	2009-09-25	2009-11-25
DOW CHEMICAL CO	P	2009-09-01	2009-11-25
VIACOM INC NEW	P	2009-10-28	2009-12-02
BANK AMER CORP	P	2009-10-26	2009-12-02
BANK AMER CORP	P	2009-05-07	2009-12-02
HALLIBURTON CO	P	2009-10-16	2009-12-03
WELLS FARGO ADV ENTERPR CL I 3118	P	2009-02-10	2009-12-03
JOHNSON & JOHNSON	P	2009-07-06	2009-12-07
UNION PACIFIC CORP	P	2009-05-04	2009-12-07
MARVELL TECHNOLOGY GROUP	P	2009-06-10	2009-12-07
MARVELL TECHNOLOGY GROUP	P	2009-07-21	2009-12-07
MARVELL TECHNOLOGY GROUP	P	2009-10-28	2009-12-07
HOME DEPOT INC	P	2008-12-24	2009-12-07
JOHNSON & JOHNSON	P	2009-07-09	2009-12-07
BROADCOM CORPORATION COM	P	2009-07-28	2009-12-09
BROADCOM CORPORATION COM	P	2009-10-08	2009-12-09
SCHLUMBERGER LTD	P	2009-06-26	2009-12-10
TRANSOCEAN LTD	P	2009-09-15	2009-12-14
TRANSOCEAN LTD	P	2009-05-20	2009-12-14
TRANSOCEAN LTD	P	2009-05-07	2009-12-14
US TREASURY NOTE 2 750% 2/15/19	P	2009-03-26	2009-12-17
US TREASURY NOTE 2 750% 2/15/19	P	2009-05-04	2009-12-17
US TREASURY NOTE 2 750% 2/15/19	P	2009-02-27	2009-12-17
US TREASURY NOTE 2 750% 2/15/19	P	2009-02-24	2009-12-17
FAMILY DLR STORES INC	P	2009-05-04	2009-12-18
VIACOM INC NEW	P	2009-10-28	2009-12-23
VIACOM INC NEW	P	2009-09-11	2009-12-23

Form 990PF Part IV - Capital Gains and Losses for Tax on Investment Income - Columns e - h

(e) Gross sales price	(f) Depreciation allowed (or allowable)	(g) Cost or other basis plus expense of sale	(h) Gain or (loss) (e) plus (f) minus (g)
11,307		10,130	1,177
10,197		8,979	1,218
1,873		1,756	117
221		224	-3
16,346		11,805	4,541
11,366		10,514	852
8,380		8,318	62
16,322		15,293	1,029
9,920		10,706	-786
273,061		200,000	73,061
13,864		12,227	1,637
5,980		4,776	1,204
4,271		3,077	1,194
2,118		1,607	511
6,585		5,130	1,455
19,639		16,610	3,029
23,684		20,934	2,750
2,197		1,989	208
6,993		6,470	523
23,303		21,018	2,285
14,004		14,319	-315
3,013		2,753	260
14,493		12,858	1,635
37,756		39,918	-2,162
14,159		14,535	-376
89,671		93,035	-3,364
94,390		100,032	-5,642
6,589		7,556	-967
1,240		1,162	78
16,174		14,373	1,801

Form 990PF Part IV - Capital Gains and Losses for Tax on Investment Income - Columns i - l

Complete only for assets showing gain in column (h) and owned by the foundation on 12/31/69			(l) Gains (Col (h) gain minus col (k), but not less than -0-) or Losses (from col (h))
(i) FMV as of 12/31/69	(j) Adjusted basis as of 12/31/69	(k) Excess of col (i) over col (j), if any	
			1,177
			1,218
			117
			-3
			4,541
			852
			62
			1,029
			-786
			73,061
			1,637
			1,204
			1,194
			511
			1,455
			3,029
			2,750
			208
			523
			2,285
			-315
			260
			1,635
			-2,162
			-376
			-3,364
			-5,642
			-967
			78
			1,801

Form 990PF Part IV - Capital Gains and Losses for Tax on Investment Income - Columns a - d

(a) List and describe the kind(s) of property sold (e g , real estate, 2-story brick warehouse, or common stock, 200 shs MLC Co)	(b) How acquired P—Purchase D—Donation	(c) Date acquired (mo , day, yr)	(d) Date sold (mo , day, yr)
CHEVRON CORP	P	2009-10-29	2009-12-23
FNMA POOL AC2810 4 500% 9/01/39	P	2009-09-25	2009-12-28
US TREASURY NOTE 4 625% 7/31/12	P	2009-12-17	2009-12-28
PENNEY J C INC	P	2009-05-07	2009-12-28
US TREASURY NOTE 3 125% 5/15/19	P	2009-09-25	2009-12-28
HEWLETT PACKARD CO	P	2009-11-06	2009-12-30
HEWLETT PACKARD CO	P	2009-10-09	2009-12-30
TUPPERWARE BRANDS CORPORATION	P	2009-09-11	2009-12-30
PROCTER & GAMBLE CO	P	2009-09-18	2010-01-04
FAMILY DLR STORES INC	P	2009-06-11	2010-01-04
MARVELL TECHNOLOGY GROUP	P	2009-06-10	2010-01-04
GOOGLE INC	P	2009-10-26	2010-01-04
FAMILY DLR STORES INC	P	2009-09-29	2010-01-04
FAMILY DLR STORES INC	P	2009-07-20	2010-01-04
PEPSICO INC	P	2009-06-22	2010-01-04
FAMILY DLR STORES INC	P	2009-05-04	2010-01-04
BROADCOM CORPORATION COM	P	2009-10-28	2010-01-05
FREEPORT-MCMORAN COPPER & GOLD INC	P	2009-05-07	2010-01-05
HEWLETT PACKARD CO	P	2009-10-09	2010-01-06
DOW CHEMICAL CO	P	2009-12-11	2010-01-07
HEWLETT PACKARD CO	P	2009-10-09	2010-01-12
WELLPOINT INC	P	2009-10-30	2010-01-13
WELLPOINT INC	P	2009-12-07	2010-01-13
AIR PRODUCTS AND CHEMICALS INC COMM	P	2009-09-28	2010-01-14
HEWLETT PACKARD CO	P	2009-08-25	2010-01-14
HEWLETT PACKARD CO	P	2009-10-09	2010-01-14
INTEL CORP	P	2009-09-15	2010-01-14
UNITED STS STL CORP NEW	P	2009-08-07	2010-01-14
CHEVRON CORP	P	2009-10-29	2010-01-15
LUBRIZOL CORP	P	2009-07-20	2010-01-21

Form 990PF Part IV - Capital Gains and Losses for Tax on Investment Income - Columns e - h

(e) Gross sales price	(f) Depreciation allowed (or allowable)	(g) Cost or other basis plus expense of sale	(h) Gain or (loss) (e) plus (f) minus (g)
20,478		20,417	61
774		783	-9
54,180		54,633	-453
12,388		14,137	-1,749
23,672		24,468	-796
6,439		5,982	457
2,481		2,223	258
5,885		5,061	824
25,528		23,997	1,531
10,879		11,867	-988
8,720		5,333	3,387
6,888		6,093	795
8,747		8,364	383
6,341		7,123	-782
59,512		52,176	7,336
10,086		11,915	-1,829
12,775		11,066	1,709
11,948		7,035	4,913
11,769		10,644	1,125
16,276		13,907	2,369
12,849		11,732	1,117
3,159		2,297	862
5,222		4,448	774
5,752		5,511	241
842		714	128
7,311		6,576	735
7,625		6,958	667
18,355		13,072	5,283
23,702		23,267	435
4,955		3,177	1,778

Form 990PF Part IV - Capital Gains and Losses for Tax on Investment Income - Columns i - l

Complete only for assets showing gain in column (h) and owned by the foundation on 12/31/69			(l) Gains (Col (h) gain minus col (k), but not less than -0-) or Losses (from col (h))
(i) FMV as of 12/31/69	(j) Adjusted basis as of 12/31/69	(k) Excess of col (i) over col (j), if any	
			61
			-9
			-453
			-1,749
			-796
			457
			258
			824
			1,531
			-988
			3,387
			795
			383
			-782
			7,336
			-1,829
			1,709
			4,913
			1,125
			2,369
			1,117
			862
			774
			241
			128
			735
			667
			5,283
			435
			1,778

Form 990PF Part IV - Capital Gains and Losses for Tax on Investment Income - Columns a - d

(a) List and describe the kind(s) of property sold (e g , real estate, 2-story brick warehouse, or common stock, 200 shs MLC Co)	(b) How acquired P—Purchase D—Donation	(c) Date acquired (mo , day, yr)	(d) Date sold (mo , day, yr)
AIR PRODUCTS AND CHEMICALS INC COMM	P	2009-09-28	2010-01-21
UNITEDHEALTH GROUP INC	P	2009-11-04	2010-01-21
WELLPOINT INC	P	2009-10-30	2010-01-21
FREEPORT-MCMORAN COPPER & GOLD INC	P	2009-05-07	2010-01-21
HALLIBURTON CO	P	2009-10-16	2010-01-21
HALLIBURTON CO	P	2009-10-12	2010-01-21
UNITED STS STL CORP NEW	P	2009-08-07	2010-01-22
AIR PRODUCTS AND CHEMICALS INC COMM	P	2009-09-28	2010-01-26
AETNA INC-NEW	P	2010-01-12	2010-01-27
AETNA INC-NEW	P	2010-01-13	2010-01-27
GILEAD SCIENCES INC	P	2009-05-04	2010-02-01
LUBRIZOL CORP	P	2009-07-20	2010-02-01
PMC SIERRA INC COM	P	2009-08-18	2010-02-01
GILEAD SCIENCES INC	P	2009-08-25	2010-02-01
CATERPILLAR INC	P	2009-10-29	2010-02-01
CHEESECAKE FACTORY INC COM	P	2010-01-08	2010-02-01
GILEAD SCIENCES INC	P	2009-10-09	2010-02-01
PMC SIERRA INC COM	P	2009-10-28	2010-02-01
FLEXTRONICS INTL LTD	P	2009-09-22	2010-02-01
LUBRIZOL CORP	P	2009-07-20	2010-02-02
LUBRIZOL CORP	P	2009-07-16	2010-02-02
FLEXTRONICS INTL LTD	P	2009-09-22	2010-02-02
BP P L C SPONS ADR	P	2009-11-10	2010-02-03
LUBRIZOL CORP	P	2009-07-16	2010-02-04
LAM RESEARCH CORP COM	P	2009-09-11	2010-02-04
QUALCOMM INC	P	2009-12-23	2010-02-05
QUALCOMM INC	P	2009-05-04	2010-02-05
CATERPILLAR INC	P	2009-10-29	2010-02-05
WELLPOINT INC	P	2009-10-30	2010-02-05
UNITEDHEALTH GROUP INC	P	2009-11-04	2010-02-05

Form 990PF Part IV - Capital Gains and Losses for Tax on Investment Income - Columns e - h

(e) Gross sales price	(f) Depreciation allowed (or allowable)	(g) Cost or other basis plus expense of sale	(h) Gain or (loss) (e) plus (f) minus (g)
12,292		12,045	247
11,587		9,731	1,856
6,105		4,313	1,792
10,969		6,985	3,984
3,007		2,753	254
7,818		6,706	1,112
10,577		8,670	1,907
17,992		17,634	358
25,549		26,219	-670
7,317		7,437	-120
524		494	30
10,224		7,646	2,578
13,639		14,158	-519
1,573		1,526	47
21,679		23,292	-1,613
7,368		7,166	202
6,437		6,119	318
2,290		2,330	-40
7,567		8,659	-1,092
4,133		3,015	1,118
4,207		2,969	1,238
7,695		8,509	-814
9,833		10,506	-673
14,962		10,417	4,545
15,474		16,566	-1,092
5,338		6,438	-1,100
51,208		58,877	-7,669
12,771		14,089	-1,318
5,497		4,172	1,325
5,504		4,894	610

Form 990PF Part IV - Capital Gains and Losses for Tax on Investment Income - Columns i - l

Complete only for assets showing gain in column (h) and owned by the foundation on 12/31/69			(l) Gains (Col (h) gain minus col (k), but not less than -0-) or Losses (from col (h))
(i) FM V as of 12/31/69	(j) Adjusted basis as of 12/31/69	(k) Excess of col (i) over col (j), if any	
			247
			1,856
			1,792
			3,984
			254
			1,112
			1,907
			358
			-670
			-120
			30
			2,578
			-519
			47
			-1,613
			202
			318
			-40
			-1,092
			1,118
			1,238
			-814
			-673
			4,545
			-1,092
			-1,100
			-7,669
			-1,318
			1,325
			610

Form 990PF Part IV - Capital Gains and Losses for Tax on Investment Income - Columns a - d

(a) List and describe the kind(s) of property sold (e g , real estate, 2-story brick warehouse, or common stock, 200 shs MLC Co)	(b) How acquired P—Purchase D—Donation	(c) Date acquired (mo , day, yr)	(d) Date sold (mo , day, yr)
GILEAD SCIENCES INC	P	2009-05-04	2010-02-05
BP P L C SPONS ADR	P	2009-12-03	2010-02-08
BP P L C SPONS ADR	P	2009-11-10	2010-02-08
BROADCOM CORPORATION COM	P	2009-07-28	2010-02-09
BROADCOM CORPORATION COM	P	2009-07-27	2010-02-09
BAXTER INTL INC COM	P	2009-10-16	2010-02-09
BAXTER INTL INC COM	P	2009-06-12	2010-02-09
BAXTER INTL INC COM	P	2009-03-12	2010-02-09
BAXTER INTL INC COM	P	2009-03-11	2010-02-09
APPLE COMPUTER INC COM	P	2009-10-28	2010-02-09
ADOBE SYS INC	P	2009-12-21	2010-02-09
APACHE CORPORATION COM	P	2009-05-04	2010-02-09
AMAZON COM INC	P	2010-01-15	2010-02-09
UNION PACIFIC CORP	P	2009-05-04	2010-02-17
CISCO SYSTEMS INC	P	2010-01-08	2010-02-17
WELLPOINT INC	P	2009-10-30	2010-02-17
MOSAIC CO	P	2010-01-08	2010-02-19
WELLPOINT INC	P	2009-10-30	2010-02-22
BP P L C SPONS ADR	P	2009-11-03	2010-02-24
BP P L C SPONS ADR	P	2009-12-03	2010-02-24
UNION PACIFIC CORP	P	2009-05-04	2010-02-26
STAPLES INC	P	2009-04-24	2010-03-02
THE DIRECTV GROUP	P	2009-11-20	2010-03-03
APACHE CORPORATION COM	P	2009-10-21	2010-03-03
CLIFFS NAT RES INC	P	2010-02-23	2010-03-05
BECTON DICKINSON AND COMPANY	P	2009-12-31	2010-03-08
CHICAGO BRIDGE & IRON COMPANY N V	P	2009-11-19	2010-03-09
WALTER ENERGY INC	P	2010-02-09	2010-03-09
WALTER ENERGY INC	P	2009-09-22	2010-03-09
JOY GLOBAL INC	P	2010-01-28	2010-03-09

Form 990PF Part IV - Capital Gains and Losses for Tax on Investment Income - Columns e - h

(e) Gross sales price	(f) Depreciation allowed (or allowable)	(g) Cost or other basis plus expense of sale	(h) Gain or (loss) (e) plus (f) minus (g)
5,413		5,298	115
8,548		9,439	-891
1,266		1,417	-151
1,416		1,345	71
1,534		1,443	91
14,581		14,128	453
9,664		8,567	1,097
2,317		2,058	259
12,546		10,884	1,662
1,972		1,929	43
1,620		1,869	-249
2,955		2,372	583
594		640	-46
10,332		8,255	2,077
7,592		7,789	-197
15,713		12,141	3,572
16,558		18,138	-1,580
16,513		12,985	3,528
15,206		16,362	-1,156
7,550		8,216	-666
22,365		17,081	5,284
10,537		9,913	624
3,762		3,467	295
11,255		11,162	93
10,046		9,069	977
23,086		23,507	-421
4,180		3,717	463
4,275		3,490	785
3,420		2,669	751
4,587		3,787	800

Form 990PF Part IV - Capital Gains and Losses for Tax on Investment Income - Columns i - l

Complete only for assets showing gain in column (h) and owned by the foundation on 12/31/69			(l) Gains (Col (h) gain minus col (k), but not less than -0-) or Losses (from col (h))
(i) F M V as of 12/31/69	(j) Adjusted basis as of 12/31/69	(k) Excess of col (i) over col (j), if any	
			115
			-891
			-151
			71
			91
			453
			1,097
			259
			1,662
			43
			-249
			583
			-46
			2,077
			-197
			3,572
			-1,580
			3,528
			-1,156
			-666
			5,284
			624
			295
			93
			977
			-421
			463
			785
			751
			800

Form 990PF Part IV - Capital Gains and Losses for Tax on Investment Income - Columns a - d

(a) List and describe the kind(s) of property sold (e g , real estate, 2-story brick warehouse, or common stock, 200 shs MLC Co)	(b) How acquired P—Purchase D—Donation	(c) Date acquired (mo , day, yr)	(d) Date sold (mo , day, yr)
FREEPORT-MCMORAN COPPER & GOLD INC	P	2010-01-22	2010-03-09
CHICAGO BRIDGE & IRON COMPANY N V	P	2009-11-19	2010-03-10
WALTER ENERGY INC	P	2009-09-22	2010-03-10
CHICAGO BRIDGE & IRON COMPANY N V	P	2009-11-19	2010-03-11
EBAY INC	P	2009-09-22	2010-03-15
HEWLETT PACKARD CO	P	2009-04-07	2010-03-22
STATE STREET CORP	P	2009-12-15	2010-03-23
STARWOOD HOTELS & RESORTS WORLDWI	P	2010-02-09	2010-03-24
STARWOOD HOTELS & RESORTS WORLDWI	P	2009-08-26	2010-03-24
CHEESECAKE FACTORY INC COM	P	2010-01-08	2010-03-24
PENNEY J C INC	P	2009-08-25	2010-03-24
MACY'S INC	P	2010-02-22	2010-03-24
E M C CORP MASS	P	2010-02-01	2010-03-24
E M C CORP MASS	P	2009-12-09	2010-03-24
NORFOLK SOUTHERN CORP	P	2010-02-09	2010-03-24
UNITEDHEALTH GROUP INC	P	2009-11-04	2010-03-26
APACHE CORPORATION COM	P	2009-10-08	2010-03-26
UNITEDHEALTH GROUP INC	P	2009-12-07	2010-03-29
UNITEDHEALTH GROUP INC	P	2009-11-04	2010-03-29
E M C CORP MASS	P	2009-12-09	2010-03-29
E M C CORP MASS	P	2009-12-08	2010-03-29
PRICELINE COM INC	P	2010-03-04	2010-03-29
METLIFE INC	P	2009-10-08	2010-03-31
EXPRESS SCRIPTS INC COMMON STOCK	P	2010-03-05	2010-03-31
STARWOOD HOTELS & RESORTS WORLDWI	P	2009-08-26	2010-03-31
METLIFE INC	P	2009-09-24	2010-04-05
METLIFE INC	P	2009-10-08	2010-04-05
PENNEY J C INC	P	2009-08-25	2010-04-05
STARWOOD HOTELS & RESORTS WORLDWI	P	2009-08-26	2010-04-05
BANK AMER CORP	P	2009-05-07	2010-04-05

Form 990PF Part IV - Capital Gains and Losses for Tax on Investment Income - Columns e - h

(e) Gross sales price	(f) Depreciation allowed (or allowable)	(g) Cost or other basis plus expense of sale	(h) Gain or (loss) (e) plus (f) minus (g)
6,118		5,776	342
4,953		4,373	580
12,169		9,340	2,829
5,100		4,452	648
13,473		12,606	867
15,814		9,920	5,894
12,031		10,491	1,540
2,184		1,865	319
917		642	275
3,181		2,489	692
4,161		3,991	170
1,416		1,220	196
8,033		7,280	753
3,330		2,975	355
2,723		2,379	344
16,358		14,113	2,245
22,099		22,454	-355
7,750		6,650	1,100
7,453		6,431	1,022
4,396		4,051	345
11,255		10,324	931
5,648		5,131	517
2,579		2,303	276
1,825		1,782	43
5,296		3,453	1,843
45		37	8
2,596		2,226	370
2,715		2,545	170
5,584		3,575	2,009
6,913		5,600	1,313

Form 990PF Part IV - Capital Gains and Losses for Tax on Investment Income - Columns i - l

Complete only for assets showing gain in column (h) and owned by the foundation on 12/31/69			(l) Gains (Col (h) gain minus col (k), but not less than -0-) or Losses (from col (h))
(i) FMV as of 12/31/69	(j) Adjusted basis as of 12/31/69	(k) Excess of col (i) over col (j), if any	
			342
			580
			2,829
			648
			867
			5,894
			1,540
			319
			275
			692
			170
			196
			753
			355
			344
			2,245
			-355
			1,100
			1,022
			345
			931
			517
			276
			43
			1,843
			8
			370
			170
			2,009
			1,313

Form 990PF Part IV - Capital Gains and Losses for Tax on Investment Income - Columns a - d

(a) List and describe the kind(s) of property sold (e g , real estate, 2-story brick warehouse, or common stock, 200 shs MLC Co)	(b) How acquired P—Purchase D—Donation	(c) Date acquired (mo , day, yr)	(d) Date sold (mo , day, yr)
E M C CORP MASS	P	2009-12-08	2010-04-05
GOOGLE INC	P	2010-01-08	2010-04-05
BOEING COMPANY	P	2009-11-17	2010-04-06
CLIFFS NAT RES INC	P	2010-02-23	2010-04-07
GILEAD SCIENCES INC	P	2010-04-08	2010-04-12
GOOGLE INC	P	2010-01-08	2010-04-12
MARVELL TECHNOLOGY GROUP	P	2010-04-08	2010-04-12
MARVELL TECHNOLOGY GROUP	P	2010-03-04	2010-04-12
UNITED PARCEL SERVICE-CL B	P	2010-02-09	2010-04-12
AMGEN INC	P	2010-04-08	2010-04-12
AMGEN INC	P	2010-02-09	2010-04-12
BROADCOM CORPORATION COM	P	2010-04-08	2010-04-12
GILEAD SCIENCES INC	P	2009-05-04	2010-04-12
APPLE COMPUTER INC COM	P	2010-04-08	2010-04-12
HEWLETT PACKARD CO	P	2010-04-08	2010-04-13
GILEAD SCIENCES INC	P	2009-05-04	2010-04-13
TARGET CORP	P	2009-11-19	2010-04-13
TARGET CORP	P	2010-04-08	2010-04-13
MARVELL TECHNOLOGY GROUP	P	2010-03-04	2010-04-14
BROADCOM CORPORATION COM	P	2009-07-27	2010-04-14
GILEAD SCIENCES INC	P	2009-05-04	2010-04-14
GILEAD SCIENCES INC	P	2009-05-04	2010-04-15
ESTEE LAUDER COMPANIES INC	P	2010-02-05	2010-04-19
UNITED PARCEL SERVICE-CL B	P	2010-02-09	2010-04-19
STARWOOD HOTELS & RESORTS WORLDWI	P	2009-08-26	2010-04-19
UNITED PARCEL SERVICE-CL B	P	2009-07-27	2010-04-19
TARGET CORP	P	2009-08-18	2010-04-22
METLIFE INC	P	2010-02-09	2010-04-22
METLIFE INC	P	2009-09-24	2010-04-22
METLIFE INC	P	2009-06-17	2010-04-22

Form 990PF Part IV - Capital Gains and Losses for Tax on Investment Income - Columns e - h

(e) Gross sales price	(f) Depreciation allowed (or allowable)	(g) Cost or other basis plus expense of sale	(h) Gain or (loss) (e) plus (f) minus (g)
6,834		6,141	693
1,141		1,204	-63
4,427		3,211	1,216
6,637		4,967	1,670
2,298		2,270	28
5,137		5,420	-283
1,048		1,019	29
2,013		1,914	99
1,166		1,038	128
3,020		3,003	17
483		460	23
1,695		1,685	10
9,375		9,159	216
1,941		1,916	25
2,685		2,654	31
8,111		7,857	254
10,409		8,865	1,544
2,813		2,771	42
2,489		2,213	276
1,069		830	239
14,285		13,963	322
20,333		20,069	264
6,254		5,082	1,172
5,597		4,730	867
15,468		9,901	5,567
2,730		2,164	566
36,923		28,214	8,709
4,553		3,526	1,027
13,795		11,169	2,626
6,511		4,187	2,324

Form 990PF Part IV - Capital Gains and Losses for Tax on Investment Income - Columns i - l

Complete only for assets showing gain in column (h) and owned by the foundation on 12/31/69			(l) Gains (Col (h) gain minus col (k), but not less than -0-) or Losses (from col (h))
(i) FM V as of 12/31/69	(j) Adjusted basis as of 12/31/69	(k) Excess of col (i) over col (j), if any	
			693
			-63
			1,216
			1,670
			28
			-283
			29
			99
			128
			17
			23
			10
			216
			25
			31
			254
			1,544
			42
			276
			239
			322
			264
			1,172
			867
			5,567
			566
			8,709
			1,027
			2,626
			2,324

Form 990PF Part IV - Capital Gains and Losses for Tax on Investment Income - Columns a - d

(a) List and describe the kind(s) of property sold (e g , real estate, 2-story brick warehouse, or common stock, 200 shs MLC Co)	(b) How acquired P—Purchase D—Donation	(c) Date acquired (mo , day, yr)	(d) Date sold (mo , day, yr)
TARGET CORP	P	2009-08-25	2010-04-22
TARGET CORP	P	2009-11-19	2010-04-22
APPLE COMPUTER INC COM	P	2009-10-28	2010-04-22
APPLE COMPUTER INC COM	P	2010-04-08	2010-04-22
GOLDMAN SACHS GROUP INC	P	2009-11-06	2010-04-27
GOLDMAN SACHS GROUP INC	P	2010-02-01	2010-04-27
GOLDMAN SACHS GROUP INC	P	2010-02-05	2010-04-27
GOLDMAN SACHS GROUP INC	P	2010-03-18	2010-04-27
CISCO SYSTEMS INC	P	2010-02-09	2010-04-29
KRAFT FOODS INC	P	2010-02-09	2010-04-29
KRAFT FOODS INC	P	2010-02-16	2010-04-29
ORACLE CORPORATION	P	2009-12-24	2010-04-29
CISCO SYSTEMS INC	P	2010-04-08	2010-04-29
CISCO SYSTEMS INC	P	2009-09-30	2010-04-29
CISCO SYSTEMS INC	P	2009-10-02	2010-04-29
CISCO SYSTEMS INC	P	2010-01-08	2010-04-29
CLIFFS NAT RES INC	P	2010-02-23	2010-04-30
CLIFFS NAT RES INC	P	2010-01-29	2010-04-30
AMGEN INC	P	2009-11-06	2010-05-03
AMERICAN EXPRESS COMPANY	P	2010-04-08	2010-05-03
APPLE COMPUTER INC COM	P	2009-10-28	2010-05-03
E M C CORP MASS	P	2009-12-08	2010-05-03
AMGEN INC	P	2010-02-09	2010-05-03
AMGEN INC	P	2009-11-18	2010-05-03
THE DIRECTV GROUP	P	2009-10-09	2010-05-03
THE DIRECTV GROUP	P	2009-11-20	2010-05-03
ANADARKO PETE CORP	P	2010-04-16	2010-05-03
CISCO SYSTEMS INC	P	2009-10-02	2010-05-03
CLIFFS NAT RES INC	P	2010-01-29	2010-05-04
MARVELL TECHNOLOGY GROUP	P	2010-03-04	2010-05-05

Form 990PF Part IV - Capital Gains and Losses for Tax on Investment Income - Columns e - h

(e) Gross sales price	(f) Depreciation allowed (or allowable)	(g) Cost or other basis plus expense of sale	(h) Gain or (loss) (e) plus (f) minus (g)
1,370		1,122	248
10,957		9,200	1,757
1,292		964	328
1,808		1,677	131
10,631		12,048	-1,417
7,745		7,830	-85
9,264		9,227	37
5,164		5,996	-832
2,753		2,387	366
23,088		22,284	804
180		173	7
13,824		13,332	492
2,753		2,615	138
20,316		17,757	2,559
9,002		7,452	1,550
4,460		3,980	480
6,213		5,237	976
9,800		6,200	3,600
26,175		24,888	1,287
2,339		2,138	201
1,865		1,350	515
7,901		6,827	1,074
2,416		2,414	2
11,390		11,082	308
403		302	101
12,817		11,030	1,787
12,297		14,692	-2,395
7,579		6,290	1,289
15,062		10,942	4,120
1,985		1,994	-9

Form 990PF Part IV - Capital Gains and Losses for Tax on Investment Income - Columns i - l

Complete only for assets showing gain in column (h) and owned by the foundation on 12/31/69			(l) Gains (Col (h) gain minus col (k), but not less than -0-) or Losses (from col (h))
(i) FM V as of 12/31/69	(j) Adjusted basis as of 12/31/69	(k) Excess of col (i) over col (j), if any	
			248
			1,757
			328
			131
			-1,417
			-85
			37
			-832
			366
			804
			7
			492
			138
			2,559
			1,550
			480
			976
			3,600
			1,287
			201
			515
			1,074
			2
			308
			101
			1,787
			-2,395
			1,289
			4,120
			-9

Form 990PF Part IV - Capital Gains and Losses for Tax on Investment Income - Columns a - d

(a) List and describe the kind(s) of property sold (e g , real estate, 2-story brick warehouse, or common stock, 200 shs MLC Co)	(b) How acquired P—Purchase D—Donation	(c) Date acquired (mo , day, yr)	(d) Date sold (mo , day, yr)
CHEESECAKE FACTORY INC COM	P	2010-04-28	2010-05-05
ANADARKO PETE CORP	P	2010-04-16	2010-05-05
ANADARKO PETE CORP	P	2010-03-26	2010-05-05
BROADCOM CORPORATION COM	P	2009-07-27	2010-05-05
ANADARKO PETE CORP	P	2010-03-26	2010-05-06
HESS CORP	P	2009-12-23	2010-05-07
HESS CORP	P	2010-01-05	2010-05-07
MACY'S INC	P	2010-05-05	2010-05-10
POTASH CORP SASK	P	2009-12-15	2010-05-10
ROCKWELL COLLINS	P	2010-05-03	2010-05-10
3M CO	P	2010-04-29	2010-05-10
UNITED PARCEL SERVICE-CL B	P	2009-07-27	2010-05-10
HESS CORP	P	2010-04-08	2010-05-10
SCHLUMBERGER LTD	P	2010-04-28	2010-05-10
VISA INC-CLASS A SHRS	P	2010-04-08	2010-05-10
AMERICAN EXPRESS COMPANY	P	2009-12-07	2010-05-10
ADOBE SYS INC	P	2009-12-21	2010-05-10
APPLE COMPUTER INC COM	P	2009-10-28	2010-05-10
BED BATH & BEYOND INC	P	2010-04-08	2010-05-10
BROADCOM CORPORATION COM	P	2009-07-27	2010-05-10
CHEESECAKE FACTORY INC COM	P	2010-04-28	2010-05-10
CISCO SYSTEMS INC	P	2009-10-02	2010-05-10
EBAY INC	P	2009-09-22	2010-05-10
INTEL CORP	P	2010-04-08	2010-05-10
INTEL CORP	P	2010-05-05	2010-05-10
JPMORGAN CHASE & CO	P	2010-04-08	2010-05-10
MICROSOFT CORP	P	2009-11-18	2010-05-10
MORGAN STANLEY	P	2010-01-08	2010-05-10
ORACLE CORPORATION	P	2010-04-07	2010-05-10
RADIOSHACK CORP	P	2010-01-11	2010-05-10

Form 990PF Part IV - Capital Gains and Losses for Tax on Investment Income - Columns e - h

(e) Gross sales price	(f) Depreciation allowed (or allowable)	(g) Cost or other basis plus expense of sale	(h) Gain or (loss) (e) plus (f) minus (g)
1,359		1,413	-54
8,590		9,990	-1,400
4,358		4,743	-385
1,701		1,383	318
18,098		20,001	-1,903
911		947	-36
9,561		10,756	-1,195
609		608	1
1,958		2,228	-270
886		930	-44
1,205		1,259	-54
538		433	105
1,052		1,135	-83
1,518		1,617	-99
1,808		1,923	-115
1,241		1,138	103
1,454		1,608	-154
12,126		9,259	2,867
1,116		1,157	-41
694		581	113
675		735	-60
1,102		957	145
1,228		1,338	-110
755		758	-3
1,110		1,116	-6
885		954	-69
5,337		5,526	-189
2,367		2,639	-272
3,466		3,711	-245
41		42	-1

Form 990PF Part IV - Capital Gains and Losses for Tax on Investment Income - Columns i - l

Complete only for assets showing gain in column (h) and owned by the foundation on 12/31/69			(l) Gains (Col (h) gain minus col (k), but not less than -0-) or Losses (from col (h))
(i) FMV as of 12/31/69	(j) Adjusted basis as of 12/31/69	(k) Excess of col (i) over col (j), if any	
			-54
			-1,400
			-385
			318
			-1,903
			-36
			-1,195
			1
			-270
			-44
			-54
			105
			-83
			-99
			-115
			103
			-154
			2,867
			-41
			113
			-60
			145
			-110
			-3
			-6
			-69
			-189
			-272
			-245
			-1

Form 990PF Part IV - Capital Gains and Losses for Tax on Investment Income - Columns a - d

(a) List and describe the kind(s) of property sold (e g , real estate, 2-story brick warehouse, or common stock, 200 shs MLC Co)	(b) How acquired P—Purchase D—Donation	(c) Date acquired (mo , day, yr)	(d) Date sold (mo , day, yr)
RADIOSHACK CORP	P	2010-04-08	2010-05-10
MARVELL TECHNOLOGY GROUP	P	2009-06-10	2010-05-10
MARVELL TECHNOLOGY GROUP	P	2010-02-09	2010-05-10
MARVELL TECHNOLOGY GROUP	P	2010-03-04	2010-05-10
DOW CHEMICAL CO	P	2009-09-10	2010-05-10
DOW CHEMICAL CO	P	2009-12-11	2010-05-10
HESS CORP	P	2009-12-23	2010-05-10
APACHE CORPORATION COM	P	2010-04-08	2010-05-10
COACH INC	P	2010-04-22	2010-05-10
E M C CORP MASS	P	2009-12-08	2010-05-10
AMAZON COM INC	P	2010-04-08	2010-05-10
AMAZON COM INC	P	2010-05-05	2010-05-10
FEDEX CORPORATION	P	2010-02-25	2010-05-10
FLOWERVE CORP COM	P	2010-04-08	2010-05-10
FLOWERVE CORP COM	P	2010-05-05	2010-05-10
FORD MOTOR COMPANY	P	2010-03-18	2010-05-10
GOODRICH CORPORATION	P	2010-04-29	2010-05-10
GOOGLE INC	P	2010-01-08	2010-05-10
GOOGLE INC	P	2010-01-14	2010-05-10
F5 NETWORKS INC	P	2010-04-29	2010-05-10
"LIMITED BRANDS, INC"	P	2010-04-08	2010-05-10
KRAFT FOODS INC	P	2010-02-16	2010-05-11
CARDINAL HEALTH INC COM	P	2010-03-25	2010-05-12
CARDINAL HEALTH INC COM	P	2010-04-22	2010-05-12
CARDINAL HEALTH INC COM	P	2010-03-30	2010-05-12
GOLDMAN SACHS GRTH OPP FD-I 1132	P	2009-12-03	2010-05-24
FNMA POOL AC2810 4 500% 9/01/39	P	2009-09-25	2010-05-25
US TREASURY NOTE 3 125% 5/15/19	P	2009-06-25	2010-05-25
US TREASURY NOTE 3 125% 5/15/19	P	2009-08-03	2010-05-25
US TREASURY NOTE 3 625% 2/15/20	P	2010-02-26	2010-05-25

Form 990PF Part IV - Capital Gains and Losses for Tax on Investment Income - Columns e - h

(e) Gross sales price	(f) Depreciation allowed (or allowable)	(g) Cost or other basis plus expense of sale	(h) Gain or (loss) (e) plus (f) minus (g)
1,018		1,138	-120
20		13	7
985		914	71
39		40	-1
14,399		11,865	2,534
1,624		1,563	61
12,470		12,613	-143
976		1,049	-73
242		258	-16
300		268	32
1,314		1,393	-79
394		393	1
1,049		984	65
549		567	-18
110		107	3
146		173	-27
1,100		1,137	-37
1,034		1,204	-170
3,620		4,146	-526
468		495	-27
420		414	6
12,729		12,051	678
13,245		13,520	-275
16,933		17,326	-393
7,061		7,309	-248
1,029,622		1,000,000	29,622
147,486		145,975	1,511
15,034		14,394	640
115,261		110,566	4,695
155,824		150,059	5,765

Form 990PF Part IV - Capital Gains and Losses for Tax on Investment Income - Columns i - l

Complete only for assets showing gain in column (h) and owned by the foundation on 12/31/69			(l) Gains (Col (h) gain minus col (k), but not less than -0-) or Losses (from col (h))
(i) FM V as of 12/31/69	(j) Adjusted basis as of 12/31/69	(k) Excess of col (i) over col (j), if any	
			-120
			7
			71
			-1
			2,534
			61
			-143
			-73
			-16
			32
			-79
			1
			65
			-18
			3
			-27
			-37
			-170
			-526
			-27
			6
			678
			-275
			-393
			-248
			29,622
			1,511
			640
			4,695
			5,765

Form 990PF Part IV - Capital Gains and Losses for Tax on Investment Income - Columns a - d

(a) List and describe the kind(s) of property sold (e g , real estate, 2-story brick warehouse, or common stock, 200 shs MLC Co)	(b) How acquired P—Purchase D—Donation	(c) Date acquired (mo , day, yr)	(d) Date sold (mo , day, yr)
US TREASURY NOTE 3 625% 2/15/20	P	2010-04-27	2010-05-25
US TREASURY NOTE 3 625% 8/15/19	P	2009-08-31	2010-05-25
US TREASURY NOTE 1 875% 4/30/14	P	2009-08-03	2010-05-25
US TREASURY NOTE 1 125% 1/15/12	P	2009-12-17	2010-05-25
US TREASURY NOTE 1 125% 12/15/11	P	2009-12-17	2010-05-25
US TREASURY NOTE 1 125% 12/15/11	P	2009-12-28	2010-05-25
US TREASURY NOTE 4 625% 7/31/12	P	2009-12-17	2010-05-25
FHLMC POOL A91267 4 500% 2/01/40	P	2010-03-26	2010-05-25
FNMA POOL AC2810 4 500% 9/01/39	P	2009-09-25	2010-05-25
US TREASURY NOTE 3 625% 8/15/19	P	2009-10-28	2010-05-25
BROADCOM CORPORATION COM	P	2009-10-28	2010-05-26
BROADCOM CORPORATION COM	P	2010-02-04	2010-05-26
EBAY INC	P	2009-09-22	2010-05-26
EBAY INC	P	2009-09-29	2010-05-26
ADOBE SYS INC	P	2009-12-21	2010-05-26
ADOBE SYS INC	P	2009-12-30	2010-05-26
ADOBE SYS INC	P	2010-01-27	2010-05-26
ADOBE SYS INC	P	2010-02-23	2010-05-26
ADOBE SYS INC	P	2010-04-07	2010-05-26
ADOBE SYS INC	P	2010-04-13	2010-05-26
GENERAL MILLS INC	P	2010-01-22	2010-05-26
GENERAL MILLS INC	P	2010-04-30	2010-05-26
STATE STREET CORP	P	2009-12-15	2010-05-26
PRUDENTIAL FINL INC	P	2009-12-23	2010-05-26
U S TREASURY NOTES 4 625% 2/15/17	P	2009-06-25	2010-05-26
FED HOME LN BK 1 625% 3/20/13	P	2010-03-12	2010-05-26
POTASH CORP SASK	P	2009-11-18	2010-05-26
POTASH CORP SASK	P	2009-12-15	2010-05-26
POTASH CORP SASK	P	2009-12-21	2010-05-26
POTASH CORP SASK	P	2010-02-09	2010-05-26

Form 990PF Part IV - Capital Gains and Losses for Tax on Investment Income - Columns e - h

(e) Gross sales price	(f) Depreciation allowed (or allowable)	(g) Cost or other basis plus expense of sale	(h) Gain or (loss) (e) plus (f) minus (g)
129,854		124,293	5,561
88,347		86,445	1,902
15,146		14,599	547
176,408		176,026	382
35,272		35,233	39
65,505		65,132	373
16,260		16,390	-130
177,890		174,857	3,033
640		648	-8
25,984		25,444	540
13,419		11,257	2,162
7,085		6,145	940
21,647		24,458	-2,811
582		645	-63
7,923		9,534	-1,611
10,408		12,522	-2,114
11,620		12,352	-732
4,940		5,298	-358
5,717		6,499	-782
5,313		5,967	-654
13,144		13,220	-76
23,020		23,189	-169
234		239	-5
11,423		10,311	1,112
22,550		21,560	990
100,507		99,768	739
21,247		25,075	-3,828
4,977		6,098	-1,121
3,446		3,928	-482
1,340		1,471	-131

Form 990PF Part IV - Capital Gains and Losses for Tax on Investment Income - Columns i - l

Complete only for assets showing gain in column (h) and owned by the foundation on 12/31/69			(l) Gains (Col (h) gain minus col (k), but not less than -0-) or Losses (from col (h))
(i) FM V as of 12/31/69	(j) Adjusted basis as of 12/31/69	(k) Excess of col (i) over col (j), if any	
			5,561
			1,902
			547
			382
			39
			373
			-130
			3,033
			-8
			540
			2,162
			940
			-2,811
			-63
			-1,611
			-2,114
			-732
			-358
			-782
			-654
			-76
			-169
			-5
			1,112
			990
			739
			-3,828
			-1,121
			-482
			-131

Form 990PF Part IV - Capital Gains and Losses for Tax on Investment Income - Columns a - d

(a) List and describe the kind(s) of property sold (e g , real estate, 2-story brick warehouse, or common stock, 200 shs MLC Co)	(b) How acquired P—Purchase D—Donation	(c) Date acquired (mo , day, yr)	(d) Date sold (mo , day, yr)
POTASH CORP SASK	P	2010-04-08	2010-05-26
PRUDENTIAL FINL INC	P	2009-06-04	2010-05-26
STAPLES INC	P	2010-05-03	2010-05-26
STAPLES INC	P	2009-08-17	2010-05-26
SLM CORP	P	2010-01-19	2010-05-26
ARCHER DANIELS MIDLAND CO COM	P	2010-05-12	2010-05-26
RANGE RES CORP	P	2010-04-16	2010-05-26
RANGE RES CORP	P	2010-02-25	2010-05-26
RANGE RES CORP	P	2010-05-10	2010-05-26
RANGE RES CORP	P	2010-01-15	2010-05-26
BED BATH & BEYOND INC	P	2010-04-05	2010-05-26
VIACOM INC NEW	P	2009-09-11	2010-05-26
UNITED PARCEL SERVICE-CL B	P	2009-07-27	2010-05-26
E M C CORP MASS	P	2010-04-30	2010-05-26
HESS CORP	P	2009-12-23	2010-05-26
HESS CORP	P	2010-01-27	2010-05-26
BANK AMER CORP	P	2010-05-12	2010-05-26
BANK AMER CORP	P	2010-05-12	2010-05-26
BANK AMER CORP	P	2009-12-07	2010-05-26
BANK AMER CORP	P	2010-05-12	2010-05-26
BANK AMER CORP	P	2009-06-02	2010-05-26
CBS CORP NEW	P	2010-03-08	2010-05-26
CBS CORP NEW	P	2009-11-17	2010-05-26
HARTFORD FINANCIAL SERVICES GROUP	P	2010-03-26	2010-05-26
BIOGEN IDEC INC	P	2009-08-04	2010-05-26
BMC SOFTWARE INC	P	2010-04-29	2010-05-26
COVIDIEN PLC	P	2009-10-28	2010-05-26
COVIDIEN PLC	P	2009-09-30	2010-05-26
HONEYWELL INTERNATIONAL INC	P	2010-03-09	2010-05-26
HONEYWELL INTERNATIONAL INC	P	2009-10-15	2010-05-26

Form 990PF Part IV - Capital Gains and Losses for Tax on Investment Income - Columns e - h

(e) Gross sales price	(f) Depreciation allowed (or allowable)	(g) Cost or other basis plus expense of sale	(h) Gain or (loss) (e) plus (f) minus (g)
957		1,126	-169
26,388		19,485	6,903
11,096		12,308	-1,212
14,180		14,092	88
16,013		15,996	17
16,706		18,329	-1,623
10,599		12,144	-1,545
9,774		11,412	-1,638
7,472		8,261	-789
20,416		24,538	-4,122
24,735		25,024	-289
2,896		2,282	614
10,621		9,196	1,425
29,222		31,362	-2,140
8,906		10,008	-1,102
11,805		13,013	-1,208
4,116		4,493	-377
14,045		15,332	-1,287
11,987		12,208	-221
5,734		6,271	-537
6,520		4,748	1,772
5,635		5,741	-106
18,322		17,579	743
16,597		18,856	-2,259
15,173		15,264	-91
17,563		19,269	-1,706
16,070		16,135	-65
16,704		17,112	-408
16,937		16,644	293
11,749		10,271	1,478

Form 990PF Part IV - Capital Gains and Losses for Tax on Investment Income - Columns i - l

Complete only for assets showing gain in column (h) and owned by the foundation on 12/31/69			(l) Gains (Col (h) gain minus col (k), but not less than -0-) or Losses (from col (h))
(i) FM V as of 12/31/69	(j) Adjusted basis as of 12/31/69	(k) Excess of col (i) over col (j), if any	
			-169
			6,903
			-1,212
			88
			17
			-1,623
			-1,545
			-1,638
			-789
			-4,122
			-289
			614
			1,425
			-2,140
			-1,102
			-1,208
			-377
			-1,287
			-221
			-537
			1,772
			-106
			743
			-2,259
			-91
			-1,706
			-65
			-408
			293
			1,478

Form 990PF Part IV - Capital Gains and Losses for Tax on Investment Income - Columns a - d

(a) List and describe the kind(s) of property sold (e g , real estate, 2-story brick warehouse, or common stock, 200 shs MLC Co)	(b) How acquired P—Purchase D—Donation	(c) Date acquired (mo , day, yr)	(d) Date sold (mo , day, yr)
FORD MOTOR COMPANY	P	2009-10-28	2010-05-26
SPRINT NEXTEL CORP	P	2009-07-28	2010-05-26
DISH NETWORK CORP	P	2009-10-28	2010-05-26
HALLIBURTON CO	P	2010-04-30	2010-05-26
HALLIBURTON CO	P	2009-10-01	2010-05-26
HALLIBURTON CO	P	2009-10-12	2010-05-26
HALLIBURTON CO	P	2009-09-11	2010-05-26
THE DIRECTV GROUP	P	2009-10-09	2010-05-26
SUNTRUST BANKS INC	P	2010-02-03	2010-05-26
NEWELL RUBBERMAID INC	P	2009-09-28	2010-05-26
NEWFIELD EXPL CO COM	P	2009-10-06	2010-05-26
PEPSICO INC	P	2010-05-07	2010-05-26
VISA INC-CLASS A SHRS	P	2010-04-08	2010-05-26
FEDEX CORPORATION	P	2010-02-25	2010-05-26
GOOGLE INC	P	2010-03-31	2010-05-26
MARSH & MCLENNAN COS INC	P	2009-09-09	2010-05-26
MERCK & CO INC NEW	P	2009-12-16	2010-05-26
MERCK & CO INC NEW	P	2010-02-23	2010-05-26
MERCK & CO INC NEW	P	2010-03-26	2010-05-26
GENERAL ELECTRIC CO	P	2009-12-17	2010-05-26
GENERAL ELECTRIC CO	P	2010-02-19	2010-05-26
GENERAL ELECTRIC CO	P	2010-04-06	2010-05-26
JPMORGAN CHASE & CO	P	2009-09-30	2010-05-26
JPMORGAN CHASE & CO	P	2010-02-04	2010-05-26
JPMORGAN CHASE & CO	P	2010-04-08	2010-05-26
BOEING COMPANY	P	2009-11-17	2010-05-26
CISCO SYSTEMS INC	P	2009-09-30	2010-05-26
COACH INC	P	2010-04-19	2010-05-26
COACH INC	P	2010-04-22	2010-05-26
"EOG RESOURCES, INC"	P	2009-07-02	2010-05-26

Form 990PF Part IV - Capital Gains and Losses for Tax on Investment Income - Columns e - h

(e) Gross sales price	(f) Depreciation allowed (or allowable)	(g) Cost or other basis plus expense of sale	(h) Gain or (loss) (e) plus (f) minus (g)
26,537		16,396	10,141
12,612		11,616	996
13,507		10,855	2,652
11,866		13,334	-1,468
11,128		11,230	-102
3,428		3,726	-298
17,114		16,998	116
23,177		16,836	6,341
26,056		22,307	3,749
24,201		22,853	1,348
38,285		35,993	2,292
16,964		17,604	-640
2,160		2,655	-495
10,676		10,747	-71
4,348		5,106	-758
12,762		13,895	-1,133
29,724		34,741	-5,017
7,512		8,492	-980
11,106		12,944	-1,838
7,008		6,965	43
10,368		10,459	-91
8,608		9,975	-1,367
11,233		12,867	-1,634
9,540		9,567	-27
1,116		1,317	-201
8,960		7,369	1,591
5,733		5,863	-130
11,218		11,794	-576
4,819		5,246	-427
6,802		4,385	2,417

Form 990PF Part IV - Capital Gains and Losses for Tax on Investment Income - Columns i - l

Complete only for assets showing gain in column (h) and owned by the foundation on 12/31/69			(l) Gains (Col (h) gain minus col (k), but not less than -0-) or Losses (from col (h))
(i) FM V as of 12/31/69	(j) Adjusted basis as of 12/31/69	(k) Excess of col (i) over col (j), if any	
			10,141
			996
			2,652
			-1,468
			-102
			-298
			116
			6,341
			3,749
			1,348
			2,292
			-640
			-495
			-71
			-758
			-1,133
			-5,017
			-980
			-1,838
			43
			-91
			-1,367
			-1,634
			-27
			-201
			1,591
			-130
			-576
			-427
			2,417

Form 990PF Part IV - Capital Gains and Losses for Tax on Investment Income - Columns a - d

(a) List and describe the kind(s) of property sold (e g , real estate, 2-story brick warehouse, or common stock, 200 shs MLC Co)	(b) How acquired P—Purchase D—Donation	(c) Date acquired (mo , day, yr)	(d) Date sold (mo , day, yr)
"EOG RESOURCES, INC"	P	2010-02-24	2010-05-26
THE BANK OF NEW YORK MELLON CORP	P	2009-10-23	2010-05-26
THE BANK OF NEW YORK MELLON CORP	P	2009-10-28	2010-05-26
BROADCOM CORPORATION COM	P	2009-07-27	2010-05-26
BROADCOM CORPORATION COM	P	2009-08-11	2010-05-26
US TREASURY NOTE 2 500% 4/30/15	P	2010-05-25	2010-05-28
US TREASURY NOTE 2 500% 4/30/15	P	2010-05-26	2010-05-28
ROCKWELL COLLINS	P	2010-05-05	2010-06-01
ROCKWELL COLLINS	P	2010-05-03	2010-06-01
JOY GLOBAL INC	P	2010-05-11	2010-06-01
JOY GLOBAL INC	P	2010-02-05	2010-06-01
JOY GLOBAL INC	P	2010-02-04	2010-06-01
JOY GLOBAL INC	P	2010-01-28	2010-06-01
BLUE COAT SYSTEMS INC	P	2010-04-08	2010-06-01
BLUE COAT SYSTEMS INC	P	2010-04-29	2010-06-01
BLUE COAT SYSTEMS INC	P	2010-04-12	2010-06-01
AMERISOURCEBERGEN CORP	P	2010-04-12	2010-06-01
AMERISOURCEBERGEN CORP	P	2010-03-30	2010-06-01
AMERISOURCEBERGEN CORP	P	2010-03-31	2010-06-01
AMERISOURCEBERGEN CORP	P	2010-04-13	2010-06-01
AMERISOURCEBERGEN CORP	P	2010-04-14	2010-06-01
AMERISOURCEBERGEN CORP	P	2010-05-05	2010-06-01
AMERISOURCEBERGEN CORP	P	2010-03-25	2010-06-01
PRICELINE COM INC	P	2010-03-04	2010-06-01
PRICELINE COM INC	P	2010-02-09	2010-06-01
MEDCO HEALTH SOLUTIONS INC	P	2010-02-01	2010-06-01
MEDCO HEALTH SOLUTIONS INC	P	2010-01-25	2010-06-01
MEDCO HEALTH SOLUTIONS INC	P	2010-04-20	2010-06-01
MEDCO HEALTH SOLUTIONS INC	P	2010-02-05	2010-06-01
MEDCO HEALTH SOLUTIONS INC	P	2010-04-08	2010-06-01

Form 990PF Part IV - Capital Gains and Losses for Tax on Investment Income - Columns e - h

(e) Gross sales price	(f) Depreciation allowed (or allowable)	(g) Cost or other basis plus expense of sale	(h) Gain or (loss) (e) plus (f) minus (g)
10,903		10,072	831
16,225		17,528	-1,303
9,244		9,395	-151
20,177		17,148	3,029
15,084		12,374	2,710
560,398		563,234	-2,836
50,945		51,070	-125
7,565		8,349	-784
31,134		35,558	-4,424
6,999		7,391	-392
5,609		4,937	672
3,822		3,475	347
22,586		21,274	1,312
5,171		7,831	-2,660
4,441		7,189	-2,748
9,570		14,677	-5,107
11,604		10,938	666
7,902		7,391	511
5,786		5,408	378
5,786		5,427	359
5,693		5,340	353
1,555		1,549	6
14,590		13,442	1,148
2,072		2,565	-493
1,696		1,856	-160
17,068		18,452	-1,384
6,133		6,683	-550
5,207		5,791	-584
4,166		4,290	-124
2,893		3,240	-347

Form 990PF Part IV - Capital Gains and Losses for Tax on Investment Income - Columns i - l

Complete only for assets showing gain in column (h) and owned by the foundation on 12/31/69			(l) Gains (Col (h) gain minus col (k), but not less than -0-) or Losses (from col (h))
(i) FM V as of 12/31/69	(j) Adjusted basis as of 12/31/69	(k) Excess of col (i) over col (j), if any	
			831
			-1,303
			-151
			3,029
			2,710
			-2,836
			-125
			-784
			-4,424
			-392
			672
			347
			1,312
			-2,660
			-2,748
			-5,107
			666
			511
			378
			359
			353
			6
			1,148
			-493
			-160
			-1,384
			-550
			-584
			-124
			-347

Form 990PF Part IV - Capital Gains and Losses for Tax on Investment Income - Columns a - d

(a) List and describe the kind(s) of property sold (e g , real estate, 2-story brick warehouse, or common stock, 200 shs MLC Co)	(b) How acquired P—Purchase D—Donation	(c) Date acquired (mo , day, yr)	(d) Date sold (mo , day, yr)
MEDCO HEALTH SOLUTIONS INC	P	2009-12-08	2010-06-01
MARVELL TECHNOLOGY GROUP	P	2009-06-15	2010-06-01
MARVELL TECHNOLOGY GROUP	P	2009-06-10	2010-06-01
MARVELL TECHNOLOGY GROUP	P	2009-06-18	2010-06-01
ORACLE CORPORATION	P	2010-05-05	2010-06-01
ORACLE CORPORATION	P	2010-02-04	2010-06-01
E M C CORP MASS	P	2009-12-08	2010-06-01
SUCCESSFACTORS INC	P	2010-05-12	2010-06-01
SUCCESSFACTORS INC	P	2010-05-10	2010-06-01
BEST BUY INC COM	P	2010-05-10	2010-06-01
CELGENE CORP COM	P	2009-12-30	2010-06-01
CELGENE CORP COM	P	2010-01-05	2010-06-01
CELGENE CORP COM	P	2010-04-21	2010-06-01
CELGENE CORP COM	P	2010-04-08	2010-06-01
CELGENE CORP COM	P	2009-12-18	2010-06-01
PHILIP MORRIS INTERNATIONAL IN	P	2009-12-10	2010-06-01
PHILIP MORRIS INTERNATIONAL IN	P	2010-01-06	2010-06-01
PHILIP MORRIS INTERNATIONAL IN	P	2010-04-08	2010-06-01
PHILIP MORRIS INTERNATIONAL IN	P	2010-05-05	2010-06-01
GOOGLE INC	P	2009-10-06	2010-06-01
GOOGLE INC	P	2009-10-28	2010-06-01
GOOGLE INC	P	2009-10-26	2010-06-01
PERRIGO CO	P	2010-05-04	2010-06-01
PERRIGO CO	P	2010-04-22	2010-06-01
PERRIGO CO	P	2010-05-05	2010-06-01
PERRIGO CO	P	2010-03-30	2010-06-01
AFLAC INC	P	2009-08-26	2010-06-01
BED BATH & BEYOND INC	P	2009-09-24	2010-06-01
BED BATH & BEYOND INC	P	2010-04-08	2010-06-01
BED BATH & BEYOND INC	P	2009-06-03	2010-06-01

Form 990PF Part IV - Capital Gains and Losses for Tax on Investment Income - Columns e - h

(e) Gross sales price	(f) Depreciation allowed (or allowable)	(g) Cost or other basis plus expense of sale	(h) Gain or (loss) (e) plus (f) minus (g)
22,276		24,750	-2,474
12,825		8,397	4,428
7,809		5,269	2,540
15,086		9,019	6,067
2,249		2,484	-235
1,664		1,718	-54
9,677		8,617	1,060
380		364	16
13,957		12,511	1,446
12,158		12,620	-462
12,332		13,189	-857
10,751		11,236	-485
4,954		5,533	-579
2,635		3,120	-485
23,398		24,793	-1,395
16,124		17,914	-1,790
9,062		9,896	-834
2,221		2,623	-402
2,221		2,442	-221
17,100		17,324	-224
5,374		5,949	-575
489		554	-65
9,726		10,449	-723
5,697		5,837	-140
4,546		4,821	-275
13,352		13,635	-283
11,468		10,723	745
10,152		8,466	1,686
1,123		1,157	-34
31,624		21,252	10,372

Form 990PF Part IV - Capital Gains and Losses for Tax on Investment Income - Columns i - l

Complete only for assets showing gain in column (h) and owned by the foundation on 12/31/69			(l) Gains (Col (h) gain minus col (k), but not less than -0-) or Losses (from col (h))
(i) FM V as of 12/31/69	(j) Adjusted basis as of 12/31/69	(k) Excess of col (i) over col (j), if any	
			-2,474
			4,428
			2,540
			6,067
			-235
			-54
			1,060
			16
			1,446
			-462
			-857
			-485
			-579
			-485
			-1,395
			-1,790
			-834
			-402
			-221
			-224
			-575
			-65
			-723
			-140
			-275
			-283
			745
			1,686
			-34
			10,372

Form 990PF Part IV - Capital Gains and Losses for Tax on Investment Income - Columns a - d

(a) List and describe the kind(s) of property sold (e g , real estate, 2-story brick warehouse, or common stock, 200 shs MLC Co)	(b) How acquired P—Purchase D—Donation	(c) Date acquired (mo , day, yr)	(d) Date sold (mo , day, yr)
EXPRESS SCRIPTS INC COMMON STOCK	P	2010-02-05	2010-06-01
EXPRESS SCRIPTS INC COMMON STOCK	P	2010-02-01	2010-06-01
EXPRESS SCRIPTS INC COMMON STOCK	P	2010-03-05	2010-06-01
EXPRESS SCRIPTS INC COMMON STOCK	P	2010-05-05	2010-06-01
CHEESECAKE FACTORY INC COM	P	2009-11-19	2010-06-01
CHEESECAKE FACTORY INC COM	P	2010-04-28	2010-06-01
CHEESECAKE FACTORY INC COM	P	2010-01-08	2010-06-01
CHEESECAKE FACTORY INC COM	P	2010-04-29	2010-06-01
HESS CORP	P	2010-04-08	2010-06-01
HESS CORP	P	2009-11-18	2010-06-01
WALTER ENERGY INC	P	2010-05-05	2010-06-01
WALTER ENERGY INC	P	2010-05-03	2010-06-01
FREEPORT-MCMORAN COPPER & GOLD INC	P	2010-05-11	2010-06-01
FREEPORT-MCMORAN COPPER & GOLD INC	P	2010-01-22	2010-06-01
ESTEE LAUDER COMPANIES INC	P	2010-02-05	2010-06-01
TUPPERWARE BRANDS CORPORATION	P	2009-09-11	2010-06-01
TUPPERWARE BRANDS CORPORATION	P	2010-05-05	2010-06-01
TUPPERWARE BRANDS CORPORATION	P	2009-09-24	2010-06-01
AMAZON COM INC	P	2010-01-15	2010-06-01
AMAZON COM INC	P	2010-05-05	2010-06-01
MORGAN STANLEY	P	2010-01-08	2010-06-01
MORGAN STANLEY	P	2010-01-11	2010-06-01
FLOWERVE CORP COM	P	2010-02-04	2010-06-01
FLOWERVE CORP COM	P	2010-05-05	2010-06-01
FLOWERVE CORP COM	P	2010-02-02	2010-06-01
F5 NETWORKS INC	P	2010-04-29	2010-06-01
F5 NETWORKS INC	P	2010-04-22	2010-06-01
RADIOSHACK CORP	P	2010-02-23	2010-06-01
RADIOSHACK CORP	P	2010-01-11	2010-06-01
FORD MOTOR COMPANY	P	2010-04-07	2010-06-01

Form 990PF Part IV - Capital Gains and Losses for Tax on Investment Income - Columns e - h

(e) Gross sales price	(f) Depreciation allowed (or allowable)	(g) Cost or other basis plus expense of sale	(h) Gain or (loss) (e) plus (f) minus (g)
9,130		7,413	1,717
7,796		6,494	1,302
6,462		6,237	225
1,026		1,019	7
13,221		10,018	3,203
2,958		3,306	-348
1,668		1,416	252
13,954		15,467	-1,513
1,646		2,017	-371
28,698		32,795	-4,097
11,075		11,689	-614
12,699		13,849	-1,150
6,535		6,831	-296
4,288		4,726	-438
22,447		20,875	1,572
7,038		6,938	100
2,070		2,476	-406
8,032		7,627	405
11,908		12,152	-244
877		918	-41
8,626		10,362	-1,736
4,903		5,861	-958
4,497		4,519	-22
367		428	-61
11,838		12,386	-548
6,969		7,143	-174
14,421		14,605	-184
12,937		11,784	1,153
26,107		26,173	-66
7,599		8,339	-740

Form 990PF Part IV - Capital Gains and Losses for Tax on Investment Income - Columns i - l

Complete only for assets showing gain in column (h) and owned by the foundation on 12/31/69			(l) Gains (Col (h) gain minus col (k), but not less than -0-) or Losses (from col (h))
(i) FMV as of 12/31/69	(j) Adjusted basis as of 12/31/69	(k) Excess of col (i) over col (j), if any	
			1,717
			1,302
			225
			7
			3,203
			-348
			252
			-1,513
			-371
			-4,097
			-614
			-1,150
			-296
			-438
			1,572
			100
			-406
			405
			-244
			-41
			-1,736
			-958
			-22
			-61
			-548
			-174
			-184
			1,153
			-66
			-740

Form 990PF Part IV - Capital Gains and Losses for Tax on Investment Income - Columns a - d

(a) List and describe the kind(s) of property sold (e g , real estate, 2-story brick warehouse, or common stock, 200 shs MLC Co)	(b) How acquired P—Purchase D—Donation	(c) Date acquired (mo , day, yr)	(d) Date sold (mo , day, yr)
FORD MOTOR COMPANY	P	2010-04-01	2010-06-01
FORD MOTOR COMPANY	P	2010-03-31	2010-06-01
FORD MOTOR COMPANY	P	2010-05-05	2010-06-01
FORD MOTOR COMPANY	P	2010-03-18	2010-06-01
PEABODY ENERGY CORPORATION	P	2009-12-10	2010-06-01
PEABODY ENERGY CORPORATION	P	2010-03-31	2010-06-01
PEABODY ENERGY CORPORATION	P	2010-02-09	2010-06-01
PEABODY ENERGY CORPORATION	P	2009-10-26	2010-06-01
US TREASURY NOTE 2 125% 5/31/15	P	2010-05-28	2010-06-01
AMERICAN EXPRESS COMPANY	P	2009-12-07	2010-06-01
AMERICAN EXPRESS COMPANY	P	2010-02-03	2010-06-01
AMERICAN EXPRESS COMPANY	P	2009-10-26	2010-06-01
AMERICAN EXPRESS COMPANY	P	2009-08-06	2010-06-01
GENERAL ELECTRIC CO	P	2010-04-23	2010-06-01
GENERAL ELECTRIC CO	P	2009-12-03	2010-06-01
GOODRICH CORPORATION	P	2010-04-28	2010-06-01
GOODRICH CORPORATION	P	2009-12-14	2010-06-01
GOODRICH CORPORATION	P	2010-04-29	2010-06-01
GOODRICH CORPORATION	P	2010-01-05	2010-06-01
INTEL CORP	P	2009-09-15	2010-06-01
INTEL CORP	P	2009-09-29	2010-06-01
INTEL CORP	P	2009-06-10	2010-06-01
INTEL CORP	P	2010-04-08	2010-06-01
INTEL CORP	P	2010-02-09	2010-06-01
KELLOGG CO	P	2010-01-21	2010-06-01
KELLOGG CO	P	2010-04-08	2010-06-01
KELLOGG CO	P	2009-07-01	2010-06-01
OCCIDENTAL PETE CORP	P	2010-05-03	2010-06-01
OCCIDENTAL PETE CORP	P	2009-08-13	2010-06-01
OCCIDENTAL PETE CORP	P	2009-06-25	2010-06-01

Form 990PF Part IV - Capital Gains and Losses for Tax on Investment Income - Columns e - h

(e) Gross sales price	(f) Depreciation allowed (or allowable)	(g) Cost or other basis plus expense of sale	(h) Gain or (loss) (e) plus (f) minus (g)
4,450		4,857	-407
3,056		3,348	-292
581		623	-42
16,047		19,928	-3,881
5,895		6,845	-950
4,962		6,048	-1,086
1,865		2,101	-236
21,005		23,978	-2,973
40,098		40,000	98
9,576		9,419	157
8,459		8,143	316
6,464		5,698	766
22,225		17,551	4,674
10,601		12,350	-1,749
1,223		1,222	1
11,170		12,010	-840
8,018		7,459	559
5,688		6,292	-604
15,007		14,589	418
9,993		9,114	879
9,864		8,964	900
8,317		6,316	2,001
1,418		1,470	-52
1,075		983	92
5,072		5,041	31
2,698		2,619	79
39,228		34,678	4,550
8,584		9,414	-830
1,471		1,263	208
24,034		18,895	5,139

Form 990PF Part IV - Capital Gains and Losses for Tax on Investment Income - Columns i - l

Complete only for assets showing gain in column (h) and owned by the foundation on 12/31/69			(l) Gains (Col (h) gain minus col (k), but not less than -0-) or Losses (from col (h))
(i) FM V as of 12/31/69	(j) Adjusted basis as of 12/31/69	(k) Excess of col (i) over col (j), if any	
			-407
			-292
			-42
			-3,881
			-950
			-1,086
			-236
			-2,973
			98
			157
			316
			766
			4,674
			-1,749
			1
			-840
			559
			-604
			418
			879
			900
			2,001
			-52
			92
			31
			79
			4,550
			-830
			208
			5,139

Form 990PF Part IV - Capital Gains and Losses for Tax on Investment Income - Columns a - d

(a) List and describe the kind(s) of property sold (e g , real estate, 2-story brick warehouse, or common stock, 200 shs MLC Co)	(b) How acquired P—Purchase D—Donation	(c) Date acquired (mo , day, yr)	(d) Date sold (mo , day, yr)
PENNEY J C INC	P	2010-02-09	2010-06-01
PENNEY J C INC	P	2009-08-25	2010-06-01
APPLE COMPUTER INC COM	P	2009-10-28	2010-06-01
"LIMITED BRANDS, INC"	P	2010-04-08	2010-06-01
"LIMITED BRANDS, INC"	P	2010-02-03	2010-06-01
AMGEN INC	P	2009-11-06	2010-06-01
ORACLE CORPORATION	P	2010-01-22	2010-06-01
ORACLE CORPORATION	P	2009-12-14	2010-06-01
ORACLE CORPORATION	P	2010-01-05	2010-06-01
ORACLE CORPORATION	P	2010-04-07	2010-06-01
ORACLE CORPORATION	P	2009-12-30	2010-06-01
ORACLE CORPORATION	P	2009-12-24	2010-06-01
ORACLE CORPORATION	P	2010-04-07	2010-06-01
US TREASURY NOTE 3 500% 5/15/20	P	2010-05-25	2010-06-02
APACHE CORPORATION COM	P	2010-06-02	2010-06-03
APACHE CORPORATION COM	P	2010-05-05	2010-06-03
US TREASURY NOTE 0 750% 5/31/12	P	2010-05-28	2010-06-04
US TREASURY NOTE 3 500% 5/15/20	P	2010-05-25	2010-06-04
US TREASURY NOTE 2 125% 5/31/15	P	2010-05-28	2010-06-04
US TREASURY BOND 5 250% 11/15/28	P	2010-05-25	2010-06-07
US TREASURY NOTE 0 750% 5/31/12	P	2010-05-28	2010-06-07
US TREASURY NOTE 1 375% 5/15/13	P	2010-05-25	2010-06-07
US TREASURY NOTE 0 750% 5/31/12	P	2010-05-28	2010-06-07
PEPSICO INC	P	2010-05-26	2010-06-09
SCHLUMBERGER LTD	P	2010-05-26	2010-06-09
CANADIAN NAT RES LTD	P	2010-05-26	2010-06-09
AMERICAN TOWER CORP CL A	P	2010-05-26	2010-06-09
BARRICK GOLD CORP COM	P	2010-05-26	2010-06-09
CERNER CORP COM	P	2010-05-26	2010-06-09
GOOGLE INC	P	2010-03-31	2010-06-09

Form 990PF Part IV - Capital Gains and Losses for Tax on Investment Income - Columns e - h

(e) Gross sales price	(f) Depreciation allowed (or allowable)	(g) Cost or other basis plus expense of sale	(h) Gain or (loss) (e) plus (f) minus (g)
1,350		1,231	119
10,635		12,381	-1,746
793		579	214
869		880	-11
27,001		21,410	5,591
31,142		33,038	-1,896
20,219		21,820	-1,601
16,980		17,690	-710
12,482		13,692	-1,210
6,657		7,680	-1,023
6,320		7,008	-688
4,835		5,358	-523
4,048		4,671	-623
91,603		92,707	-1,104
6,613		6,570	43
447		498	-51
75,038		74,909	129
71,769		72,105	-336
120,773		120,000	773
17,575		17,738	-163
50,012		49,939	73
120,722		120,577	145
75,018		74,909	109
1,887		1,870	17
2,560		2,679	-119
2,820		2,651	169
2,134		2,006	128
5,342		5,381	-39
2,381		2,487	-106
2,426		2,836	-410

Form 990PF Part IV - Capital Gains and Losses for Tax on Investment Income - Columns i - l

Complete only for assets showing gain in column (h) and owned by the foundation on 12/31/69			(l) Gains (Col (h) gain minus col (k), but not less than -0-) or Losses (from col (h))
(i) F M V as of 12/31/69	(j) Adjusted basis as of 12/31/69	(k) Excess of col (i) over col (j), if any	
			119
			-1,746
			214
			-11
			5,591
			-1,896
			-1,601
			-710
			-1,210
			-1,023
			-688
			-523
			-623
			-1,104
			43
			-51
			129
			-336
			773
			-163
			73
			145
			109
			17
			-119
			169
			128
			-39
			-106
			-410

Form 990PF Part IV - Capital Gains and Losses for Tax on Investment Income - Columns a - d

(a) List and describe the kind(s) of property sold (e g , real estate, 2-story brick warehouse, or common stock, 200 shs MLC Co)	(b) How acquired P—Purchase D—Donation	(c) Date acquired (mo , day, yr)	(d) Date sold (mo , day, yr)
CISCO SYSTEMS INC	P	2009-09-30	2010-06-09
BERSHIRE HATHAWAY INC	P	2010-05-26	2010-06-09
TRANSOCEAN LTD	P	2010-05-26	2010-06-21
US TREASURY BOND 5 250% 11/15/28	P	2010-05-25	2010-06-21
ST JUDE MED INC	P	2010-06-02	2010-06-22
COMCAST CORP 5 150% 3/01/20	P	2010-02-25	2010-06-23
TARGET CORP	P	2010-06-02	2010-06-24
MORGAN STANLEY	P	2010-01-14	2010-06-24
MORGAN STANLEY	P	2010-05-05	2010-06-24
MORGAN STANLEY	P	2010-02-04	2010-06-24
MORGAN STANLEY	P	2010-01-15	2010-06-24
MORGAN STANLEY	P	2010-03-31	2010-06-24
MORGAN STANLEY	P	2010-01-11	2010-06-24
US TREASURY NOTE 2 125% 5/31/15	P	2010-06-11	2010-06-24
US TREASURY NOTE 2 125% 5/31/15	P	2010-05-28	2010-06-24
US TREASURY NOTE 2 125% 5/31/15	P	2010-06-11	2010-06-24
US TREASURY NOTE 3 500% 5/15/20	P	2010-06-25	2010-06-28
US TREASURY NOTE 3 500% 5/15/20	P	2010-05-25	2010-06-29
US TREASURY NOTE 2 125% 5/31/15	P	2010-06-30	2010-06-29
US TREASURY NOTE 2 125% 5/31/15	P	2010-05-28	2010-06-29
US TREASURY NOTE 3 500% 5/15/20	P	2010-05-25	2010-06-29
US TREASURY NOTE 0 750% 5/31/12	P	2010-05-28	2010-06-30
US TREASURY NOTE 1 375% 5/15/13	P	2010-05-25	2010-06-30
US TREASURY NOTE 1 375% 5/15/13	P	2010-05-25	2010-06-30
US TREASURY NOTE 2 125% 5/31/15	P	2010-05-28	2010-06-30
US TREASURY BOND 5 250% 11/15/28	P	2010-05-25	2010-06-30
US TREASURY NOTE 0 750% 5/31/12	P	2010-05-25	2010-06-30
US TREASURY NOTE 0 750% 5/31/12	P	2010-05-26	2010-06-30
US TREASURY BOND 5 250% 11/15/28	P	2010-05-25	2010-06-30
US TREASURY NOTE 3 500% 5/15/20	P	2010-05-25	2010-06-30

Form 990PF Part IV - Capital Gains and Losses for Tax on Investment Income - Columns e - h

(e) Gross sales price	(f) Depreciation allowed (or allowable)	(g) Cost or other basis plus expense of sale	(h) Gain or (loss) (e) plus (f) minus (g)
1,863		1,899	-36
7,284		7,125	159
3,737		4,008	-271
17,488		17,738	-250
26,854		26,885	-31
36,318		34,965	1,353
10,148		10,850	-702
10,621		13,701	-3,080
1,212		1,464	-252
3,443		3,786	-343
4,801		6,032	-1,231
5,214		6,336	-1,122
1,576		2,082	-506
20,223		20,073	150
45,503		45,000	503
55,662		55,202	460
31,170		30,914	256
62,784		61,690	1,094
66,198		66,145	53
96,752		95,000	1,752
26,160		25,752	408
30,082		29,964	118
50,605		50,240	365
111,362		110,529	833
132,138		130,000	2,138
12,002		11,825	177
120,328		119,943	385
100,273		99,840	433
18,035		17,683	352
135,850		133,661	2,189

Form 990PF Part IV - Capital Gains and Losses for Tax on Investment Income - Columns i - l

Complete only for assets showing gain in column (h) and owned by the foundation on 12/31/69			(l) Gains (Col (h) gain minus col (k), but not less than -0-) or Losses (from col (h))
(i) FM V as of 12/31/69	(j) Adjusted basis as of 12/31/69	(k) Excess of col (i) over col (j), if any	
			-36
			159
			-271
			-250
			-31
			1,353
			-702
			-3,080
			-252
			-343
			-1,231
			-1,122
			-506
			150
			503
			460
			256
			1,094
			53
			1,752
			408
			118
			365
			833
			2,138
			177
			385
			433
			352
			2,189

Form 990PF Part IV - Capital Gains and Losses for Tax on Investment Income - Columns a - d

(a) List and describe the kind(s) of property sold (e g , real estate, 2-story brick warehouse, or common stock, 200 shs MLC Co)	(b) How acquired P—Purchase D—Donation	(c) Date acquired (mo , day, yr)	(d) Date sold (mo , day, yr)
US TREASURY NOTE 1 250% 6/15/13	P	2010-06-30	2010-06-30
US TREASURY BOND 5 250% 11/15/28	P	2010-05-25	2010-06-30
EMERSON ELECTRIC CO	P	2009-11-17	2010-07-01
US TREASURY NOTE 2 125% 5/31/15	P	2010-05-28	2010-07-01
US TREASURY NOTE 1 250% 6/15/13	P	2010-07-06	2010-07-01
US TREASURY BOND 5 250% 11/15/28	P	2010-05-25	2010-07-01
US TREASURY NOTE 3 500% 5/15/20	P	2010-05-25	2010-07-01
US TREASURY NOTE 1 250% 6/15/13	P	2010-06-30	2010-07-01
BERSHIRE HATHAWAY INC	P	2010-05-26	2010-07-02
US TREASURY NOTE 0 750% 5/31/12	P	2010-05-26	2010-07-06
US TREASURY NOTE 2 125% 5/31/15	P	2010-05-28	2010-07-06
US TREASURY NOTE 0 750% 5/31/12	P	2010-05-26	2010-07-06
US TREASURY NOTE 1 875% 6/30/15	P	2010-07-06	2010-07-07
TD AMERITRADE HOLDIN 5 600% 12/01/19	P	2009-11-20	2010-07-08
US TREASURY INFLATION BOND 1/15/20	P	2010-05-28	2010-07-08
US TREASURY INFLATION BOND 1/15/20	P	2010-05-25	2010-07-08
FNMA 15 YR TBA 4 500% 7/15/18	P	2010-06-30	2010-07-12
FNMA 15 YR TBA 4 000% 7/01/24	P	2010-06-30	2010-07-12
FNMA TBA 30YR 4 500% 7/01/34	P	2010-06-30	2010-07-12
FNMA 30 YR TBA 5 000% 7/01/33	P	2010-06-30	2010-07-12
US TREASURY NOTE 1 875% 6/30/15	P	2010-07-06	2010-07-13
US TREASURY NOTE 0 625% 6/30/12	P	2010-07-06	2010-07-13
US TREASURY NOTE 1 250% 6/15/13	P	2010-07-08	2010-07-13
US TREAS INFL IND 2 500% 1/15/29	P	2010-05-26	2010-07-13
KOMATSU LIMITED - ADR	P	2010-07-08	2010-07-13
NOVO NORDISK A/S - ADR	P	2010-07-08	2010-07-13
US TREASURY NOTE 3 500% 5/15/20	P	2010-07-12	2010-07-15
US TREAS INFL IND 2 500% 1/15/29	P	2010-05-26	2010-07-16
US TREASURY NOTE 3 500% 5/15/20	P	2010-05-25	2010-07-16
US TREASURY NOTE 3 500% 5/15/20	P	2010-05-25	2010-07-19

Form 990PF Part IV - Capital Gains and Losses for Tax on Investment Income - Columns e - h

(e) Gross sales price	(f) Depreciation allowed (or allowable)	(g) Cost or other basis plus expense of sale	(h) Gain or (loss) (e) plus (f) minus (g)
40,144		40,159	-15
12,023		11,825	198
11,859		11,721	138
30,545		30,000	545
40,183		40,150	33
12,113		11,825	288
47,275		46,267	1,008
10,046		10,040	6
3,183		2,921	262
20,054		19,968	86
152,704		150,000	2,704
240,647		239,597	1,050
30,179		30,145	34
52,108		49,931	2,177
24		23	1
91,543		91,589	-46
264,014		263,711	303
260,127		259,688	439
259,971		258,945	1,026
265,254		264,375	879
54,983		55,266	-283
99,930		100,000	-70
100,191		100,383	-192
56,288		56,594	-306
14,047		14,172	-125
7,414		7,352	62
26,049		25,965	84
17,007		16,979	28
15,706		15,422	284
5,239		5,141	98

Form 990PF Part IV - Capital Gains and Losses for Tax on Investment Income - Columns i - l

Complete only for assets showing gain in column (h) and owned by the foundation on 12/31/69			(l) Gains (Col (h) gain minus col (k), but not less than -0-) or Losses (from col (h))
(i) FM V as of 12/31/69	(j) Adjusted basis as of 12/31/69	(k) Excess of col (i) over col (j), if any	
			-15
			198
			138
			545
			33
			288
			1,008
			6
			262
			86
			2,704
			1,050
			34
			2,177
			1
			-46
			303
			439
			1,026
			879
			-283
			-70
			-192
			-306
			-125
			62
			84
			28
			284
			98

Form 990PF Part IV - Capital Gains and Losses for Tax on Investment Income - Columns a - d

(a) List and describe the kind(s) of property sold (e g , real estate, 2-story brick warehouse, or common stock, 200 shs MLC Co)	(b) How acquired P—Purchase D—Donation	(c) Date acquired (mo , day, yr)	(d) Date sold (mo , day, yr)
ATLAS COPCO AB SPONSORED ADR	P	2010-07-08	2010-07-20
FRONTIER COMMUNICATIONS CORPORATIO	P	2010-05-26	2010-07-21
STERICYCLE INC COM	P	2010-06-02	2010-07-21
OMNICOM GROUP	P	2010-06-02	2010-07-21
PROCTER & GAMBLE CO	P	2010-06-02	2010-07-21
ENTERTAINMENT PPTYS TRUST COM SH	P	2010-07-06	2010-07-22
AMB PPTY CORP	P	2010-07-06	2010-07-22
RAMCO-GERSHENSON PPTYS TR COM	P	2010-07-06	2010-07-22
AVALONBAY CMNTYS INC	P	2010-07-06	2010-07-22
"HOST HOTELS & RESORTS, INC "	P	2010-07-06	2010-07-22
PLUM CREEK TIMBER CO INC	P	2010-07-06	2010-07-22
REGENCY CENTERS CORP	P	2010-07-06	2010-07-22
FED HOME LN MTG CORP 2 875% 2/09/15	P	2010-07-12	2010-07-22
FEDERAL RLTY INVT TR SH BEN INT	P	2010-07-06	2010-07-22
HEALTH CARE REIT INC	P	2010-07-06	2010-07-22
DCT INDUSTRIAL TRUST INC	P	2010-07-06	2010-07-22
KITE REALTY GROUP TRUST	P	2010-07-06	2010-07-22
KIMCO RLTY CORP	P	2010-07-06	2010-07-22
CAMDEN PPTY TR SH BEN INT	P	2010-07-06	2010-07-22
EQUITY RESIDENTIAL PPTYS TR SH BEN	P	2010-07-06	2010-07-22
STARWOOD HOTELS & RESORTS WORLDWI	P	2010-07-06	2010-07-22
HCP INC	P	2010-07-06	2010-07-22
LIBERTY PPTY TR SH BEN INT	P	2010-07-06	2010-07-22
NATIONAL RETAIL PPTYS INC	P	2010-07-06	2010-07-22
PUBLIC STORAGE INC COM	P	2010-07-06	2010-07-22
KILROY REALTY CORP COM	P	2010-07-06	2010-07-22
BOSTON PROPERTIES INC COM	P	2010-07-06	2010-07-22
FNMA POOL AD3278 4 000% 2/01/25	P	2010-06-29	2010-07-25
FNMA POOL AC1523 5 000% 9/01/24	P	2010-06-29	2010-07-25
FNMA POOL AB1051 4 500% 5/01/40	P	2010-06-29	2010-07-25

Form 990PF Part IV - Capital Gains and Losses for Tax on Investment Income - Columns e - h

(e) Gross sales price	(f) Depreciation allowed (or allowable)	(g) Cost or other basis plus expense of sale	(h) Gain or (loss) (e) plus (f) minus (g)
15,460		15,284	176
			0
6,942		6,531	411
17,223		17,808	-585
8,310		8,332	-22
285		258	27
525		522	3
115		110	5
708		636	72
680		639	41
73		68	5
588		557	31
15,723		15,633	90
149		141	8
222		208	14
333		326	7
93		83	10
3,452		3,174	278
1,282		1,168	114
530		488	42
1,264		1,143	121
69		64	5
680		641	39
364		342	22
380		347	33
613		561	52
544		493	51
1,179		1,232	-53
1,102		1,180	-78
245		255	-10

Form 990PF Part IV - Capital Gains and Losses for Tax on Investment Income - Columns i - l

Complete only for assets showing gain in column (h) and owned by the foundation on 12/31/69			(l) Gains (Col (h) gain minus col (k), but not less than -0-) or Losses (from col (h))
(i) FMV as of 12/31/69	(j) Adjusted basis as of 12/31/69	(k) Excess of col (i) over col (j), if any	
			176
			0
			411
			-585
			-22
			27
			3
			5
			72
			41
			5
			31
			90
			8
			14
			7
			10
			278
			114
			42
			121
			5
			39
			22
			33
			52
			51
			-53
			-78
			-10

Form 990PF Part IV - Capital Gains and Losses for Tax on Investment Income - Columns a - d

(a) List and describe the kind(s) of property sold (e g , real estate, 2-story brick warehouse, or common stock, 200 shs MLC Co)	(b) How acquired P—Purchase D—Donation	(c) Date acquired (mo , day, yr)	(d) Date sold (mo , day, yr)
FNMA POOL AD6992 5 500% 7/01/40	P	2010-06-04	2010-07-25
FNMA POOL AD6946 5 500% 6/01/40	P	2010-06-04	2010-07-25
ABBOTT LABORATORIES	P	2010-06-02	2010-07-27
US TREASURY NOTE 1 875% 6/30/15	P	2010-07-16	2010-07-28
US TREASURY NOTE 1 875% 6/30/15	P	2010-07-06	2010-07-28
US TREASURY NOTE 0 625% 6/30/12	P	2010-07-12	2010-07-28
US TREASURY NOTE 0 625% 6/30/12	P	2010-07-27	2010-07-28
US TREASURY NOTE 0 625% 6/30/12	P	2010-07-21	2010-07-28
US TREASURY NOTE 0 625% 6/30/12	P	2010-07-06	2010-07-28
US TREASURY NOTE 1 250% 6/15/13	P	2010-07-08	2010-07-28
FED HOME LN MTG CORP 2 875% 2/09/15	P	2010-07-12	2010-07-28
FED HOME LN MTG CORP 2 875% 2/09/15	P	2010-07-12	2010-07-28
FED NATL MTG ASSN TB 4 500% 8/01/33	P	2010-07-12	2010-07-29
FNMA TBA 15YR 4 000% 8/01/23	P	2010-07-12	2010-07-29
FNMA 15 YR TBA 4 500% 8/01/18	P	2010-07-12	2010-07-29
LINEAR TECHNOLOGY CORP	P	2010-06-02	2010-07-29
ABBOTT LABORATORIES	P	2010-06-02	2010-07-29
MICROSOFT CORP	P	2009-11-09	2010-07-29
FNMA 30YR TBA 5 000% 8/01/33	P	2010-07-12	2010-07-29
M & T BANK CORPORATION COM	P	2007-07-26	2009-08-05
M & T BANK CORPORATION COM	P	2008-05-08	2009-08-05
FHLMC POOL G08006 6 000% 8/01/34	P	2004-11-15	2009-08-17
FHLMC POOL G08015 5 500% 10/01/34	P	2004-10-22	2009-08-17
FHLMC POOL G18106 5 500% 3/01/21	P	2008-06-04	2009-08-17
FHLMC POOL A24208 5 000% 5/01/34	P	2004-10-12	2009-08-17
GNMA POOL 344196 7 000% 1/15/23	P	1993-02-19	2009-08-17
GNMA POOL 346712 6 500% 8/15/23	P	1993-07-21	2009-08-17
GNMA POOL 367466 8 000% 9/15/24	P	1994-08-18	2009-08-17
FHLMC POOL G12818 6 000% 10/01/22	P	2004-11-15	2009-08-17
CAPITAL ONE PRIME AU 4 940% 7/15/12	P	2007-02-08	2009-08-17

Form 990PF Part IV - Capital Gains and Losses for Tax on Investment Income - Columns e - h

(e) Gross sales price	(f) Depreciation allowed (or allowable)	(g) Cost or other basis plus expense of sale	(h) Gain or (loss) (e) plus (f) minus (g)
160		171	-11
275		296	-21
26,936		26,081	855
30,250		30,254	-4
45,374		45,218	156
120,084		119,953	131
25,018		24,998	20
55,039		55,052	-13
150,105		150,000	105
181,160		180,689	471
31,372		31,266	106
15,686		15,633	53
260,977		259,141	1,836
261,055		259,453	1,602
264,453		263,438	1,015
7,987		7,057	930
12,429		11,855	574
11,682		13,029	-1,347
266,133		264,375	1,758
6,366		11,187	-4,821
10,412		16,062	-5,650
2,501		2,586	-85
1,997		2,037	-40
2,725		2,760	-35
312		310	2
166		168	-2
223		222	1
37		36	1
2,435		2,509	-74
2,754		2,740	14

Form 990PF Part IV - Capital Gains and Losses for Tax on Investment Income - Columns i - l

Complete only for assets showing gain in column (h) and owned by the foundation on 12/31/69			(l) Gains (Col (h) gain minus col (k), but not less than -0-) or Losses (from col (h))
(i) FM V as of 12/31/69	(j) Adjusted basis as of 12/31/69	(k) Excess of col (i) over col (j), if any	
			-11
			-21
			855
			-4
			156
			131
			20
			-13
			105
			471
			106
			53
			1,836
			1,602
			1,015
			930
			574
			-1,347
			1,758
			-4,821
			-5,650
			-85
			-40
			-35
			2
			-2
			1
			1
			-74
			14

Form 990PF Part IV - Capital Gains and Losses for Tax on Investment Income - Columns a - d

(a) List and describe the kind(s) of property sold (e g , real estate, 2-story brick warehouse, or common stock, 200 shs MLC Co)	(b) How acquired P—Purchase D—Donation	(c) Date acquired (mo , day, yr)	(d) Date sold (mo , day, yr)
FHLMC POOL G02308 5 500% 9/01/36	P	2006-09-08	2009-08-17
FHLMC POOL A50327 6 000% 7/01/36	P	2006-07-20	2009-08-17
FHLMC POOL A41394 5 000% 1/01/36	P	2008-07-02	2009-08-17
GNMA POOL 367653 6 500% 9/15/23	P	1993-08-20	2009-08-17
GNMA POOL 630159 5 500% 7/15/19	P	2005-01-21	2009-08-17
GNMA POOL 340786 6 500% 5/15/23	P	1993-04-23	2009-08-17
GNMA POOL 335054 6 500% 11/15/23	P	1993-10-25	2009-08-17
GNMA POOL 332476 6 500% 6/15/23	P	1993-06-25	2009-08-17
GNMA POOL 326201 7 500% 1/15/23	P	1992-12-18	2009-08-17
GNMA POOL 325424 7 500% 12/15/22	P	1992-11-30	2009-08-17
GNMA POOL 291635 10 000% 8/15/20	P	1990-10-18	2009-08-17
GNMA POOL 296654 10 000% 11/15/20	P	1992-02-15	2009-08-17
GNMA POOL 296654 10 000% 11/15/20	P	1990-10-18	2009-08-17
GNMA POOL 376436 7 000% 3/15/24	P	1994-02-28	2009-08-17
GNMA POOL 386289 7 000% 3/15/24	P	1994-02-28	2009-08-17
GNMA POOL 066599 11 500% 4/15/13	P	1985-06-10	2009-08-17
GNMA POOL 154579 10 000% 4/15/16	P	1987-11-12	2009-08-17
GNMA POOL 162841 9 000% 10/15/16	P	1988-03-04	2009-08-17
GNMA POOL 171489 9 000% 7/15/16	P	1987-11-12	2009-08-17
GNMA POOL 177662 9 500% 10/15/16	P	1987-11-12	2009-08-17
GNMA POOL 192052 10 000% 4/15/18	P	1988-05-06	2009-08-17
GNMA POOL 205170 10 500% 11/15/17	P	1987-12-11	2009-08-17
GNMA POOL 219927 9 500% 9/15/17	P	1988-01-01	2009-08-17
GNMA POOL 225433 10 000% 7/15/17	P	1987-12-11	2009-08-17
GNMA POOL 228012 10 000% 9/15/17	P	1987-11-12	2009-08-17
GNMA POOL 266494 9 000% 12/15/19	P	1989-12-22	2009-08-17
VISA INC-CLASS A SHRS	P	2008-03-19	2009-08-19
GNMA POOL 002783 7 000% 7/20/29	P	1999-07-09	2009-08-20
FNMA POOL 881437 6 000% 7/01/36	P	2008-04-17	2009-08-25
FNMA POOL 880289 5 500% 3/01/36	P	2006-10-26	2009-08-25

Form 990PF Part IV - Capital Gains and Losses for Tax on Investment Income - Columns e - h

(e) Gross sales price	(f) Depreciation allowed (or allowable)	(g) Cost or other basis plus expense of sale	(h) Gain or (loss) (e) plus (f) minus (g)
1,967		1,935	32
1,416		1,401	15
1,899		1,810	89
369		369	0
533		556	-23
82		81	1
57		57	0
65		65	0
116		116	0
16		16	0
7		7	0
1		1	0
8		8	0
32		32	0
56		56	0
1		1	0
25		25	0
192		187	5
13		12	1
36		35	1
14		14	0
10		10	0
67		65	2
16		15	1
29		29	0
56		55	1
6,780		5,904	876
42		42	0
3,102		3,156	-54
6,155		6,055	100

Form 990PF Part IV - Capital Gains and Losses for Tax on Investment Income - Columns i - l

Complete only for assets showing gain in column (h) and owned by the foundation on 12/31/69			(l) Gains (Col (h) gain minus col (k), but not less than -0-) or Losses (from col (h))
(i) FM V as of 12/31/69	(j) Adjusted basis as of 12/31/69	(k) Excess of col (i) over col (j), if any	
			32
			15
			89
			0
			-23
			1
			0
			0
			0
			0
			0
			0
			0
			0
			0
			0
			0
			5
			1
			1
			0
			0
			2
			1
			0
			1
			876
			0
			-54
			100

Form 990PF Part IV - Capital Gains and Losses for Tax on Investment Income - Columns a - d

(a) List and describe the kind(s) of property sold (e g , real estate, 2-story brick warehouse, or common stock, 200 shs MLC Co)	(b) How acquired P—Purchase D—Donation	(c) Date acquired (mo , day, yr)	(d) Date sold (mo , day, yr)
FNMA POOL 865171 5 500% 2/01/36	P	2006-01-25	2009-08-25
FNMA POOL 848355 5 000% 8/01/35	P	2005-12-21	2009-08-25
FNMA POOL 825977 5 000% 7/01/35	P	2005-06-28	2009-08-25
FNMA POOL 796970 6 000% 10/01/34	P	2005-01-27	2009-08-25
FNMA POOL 947408 6 000% 10/01/22	P	2008-05-07	2009-08-25
FNMA POOL 735061 6 000% 11/01/34	P	2005-10-25	2009-08-25
FNMA POOL 844809 5 000% 11/01/35	P	2006-06-22	2009-08-25
FNMA POOL 881442 5 500% 4/01/36	P	2006-05-01	2009-08-25
DEVON ENERGY CORPORATION	P	2007-06-07	2009-08-27
PARTNERRE LTD COM	P	2007-06-07	2009-09-01
LOWES COS INC	P	2008-04-24	2009-09-02
LOWES COS INC	P	2008-05-20	2009-09-02
PHILIP MORRIS INTERNATIONAL IN	P	2007-08-22	2009-09-02
PHILIP MORRIS INTERNATIONAL IN	P	2007-12-27	2009-09-02
PHILIP MORRIS INTERNATIONAL IN	P	2008-04-24	2009-09-02
PRUDENTIAL FINL INC	P	2007-07-31	2009-09-02
SLM CORP	P	2008-03-11	2009-09-02
SPRINT NEXTEL CORP	P	2006-08-24	2009-09-02
SPRINT NEXTEL CORP	P	2006-09-07	2009-09-02
FIRSTENERGY CORP COM	P	2007-06-07	2009-09-02
PG&E CORP COM	P	2007-08-30	2009-09-02
INVESCO LIMITED	P	2008-02-22	2009-09-02
INVESCO LIMITED	P	2007-12-14	2009-09-02
EVEREST RE GROUP LTD	P	2007-06-07	2009-09-02
WYETH	P	2007-06-07	2009-09-02
JPMORGAN CHASE & CO	P	2007-10-15	2009-09-02
JPMORGAN CHASE & CO	P	2007-10-15	2009-09-02
JOHNSON & JOHNSON	P	2007-08-16	2009-09-02
DEVON ENERGY CORPORATION	P	2007-06-07	2009-09-02
"EOG RESOURCES, INC"	P	2008-02-12	2009-09-02

Form 990PF Part IV - Capital Gains and Losses for Tax on Investment Income - Columns e - h

(e) Gross sales price	(f) Depreciation allowed (or allowable)	(g) Cost or other basis plus expense of sale	(h) Gain or (loss) (e) plus (f) minus (g)
2,494		2,475	19
704		679	25
1,907		1,908	-1
78		81	-3
2,052		2,114	-62
1,492		1,509	-17
2,861		2,666	195
5,334		5,164	170
12,085		15,379	-3,294
30,366		31,227	-861
5,963		7,208	-1,245
3,795		4,336	-541
7,121		7,357	-236
8,776		10,289	-1,513
12,524		14,335	-1,811
3,813		7,404	-3,591
2,400		5,078	-2,678
3,847		18,062	-14,215
1,888		8,845	-6,957
5,586		8,095	-2,509
2,861		3,148	-287
5,671		7,349	-1,678
1,110		1,569	-459
4,832		6,086	-1,254
5,083		6,042	-959
1,524		1,721	-197
12,027		13,579	-1,552
1,853		1,903	-50
7,404		9,464	-2,060
5,055		8,541	-3,486

Form 990PF Part IV - Capital Gains and Losses for Tax on Investment Income - Columns i - l

Complete only for assets showing gain in column (h) and owned by the foundation on 12/31/69			(l) Gains (Col (h) gain minus col (k), but not less than -0-) or Losses (from col (h))
(i) F M V as of 12/31/69	(j) Adjusted basis as of 12/31/69	(k) Excess of col (i) over col (j), if any	
			19
			25
			-1
			-3
			-62
			-17
			195
			170
			-3,294
			-861
			-1,245
			-541
			-236
			-1,513
			-1,811
			-3,591
			-2,678
			-14,215
			-6,957
			-2,509
			-287
			-1,678
			-459
			-1,254
			-959
			-197
			-1,552
			-50
			-2,060
			-3,486

Form 990PF Part IV - Capital Gains and Losses for Tax on Investment Income - Columns a - d

(a) List and describe the kind(s) of property sold (e g , real estate, 2-story brick warehouse, or common stock, 200 shs MLC Co)	(b) How acquired P—Purchase D—Donation	(c) Date acquired (mo , day, yr)	(d) Date sold (mo , day, yr)
"EOG RESOURCES, INC"	P	2008-06-26	2009-09-02
ENTERGY CORP NEW COM	P	2007-06-07	2009-09-02
BAXTER INTL INC COM	P	2008-03-26	2009-09-02
BOEING COMPANY	P	2008-07-25	2009-09-02
TIME WARNER INC	P	2007-09-26	2009-09-02
TRAVELERS COS INC	P	2007-10-24	2009-09-02
TRAVELERS COS INC	P	2007-11-19	2009-09-02
UNILEVER N V - ADR	P	2007-08-21	2009-09-02
VIACOM INC NEW	P	2008-07-18	2009-09-02
VISA INC-CLASS A SHRS	P	2008-07-25	2009-09-02
WAL MART STORES INC	P	2008-04-02	2009-09-02
WASTE MANAGEMENT INC	P	2008-02-11	2009-09-02
TRAVELERS COS INC	P	2007-10-24	2009-09-09
SELECTINVEST INSTITUTIONAL ARV	P	2007-07-30	2009-09-10
TIME WARNER INC	P	2007-09-26	2009-09-11
TIME WARNER INC	P	2008-02-19	2009-09-11
TIME WARNER INC	P	2008-05-23	2009-09-11
GNMA POOL 296654 10 000% 11/15/20	P	1990-10-18	2009-09-15
GNMA POOL 296654 10 000% 11/15/20	P	1992-02-15	2009-09-15
GNMA POOL 291635 10 000% 8/15/20	P	1990-10-18	2009-09-15
GNMA POOL 325424 7 500% 12/15/22	P	1992-11-30	2009-09-15
GNMA POOL 326201 7 500% 1/15/23	P	1992-12-18	2009-09-15
GNMA POOL 332476 6 500% 6/15/23	P	1993-06-25	2009-09-15
GNMA POOL 335054 6 500% 11/15/23	P	1993-10-25	2009-09-15
GNMA POOL 340786 6 500% 5/15/23	P	1993-04-23	2009-09-15
GNMA POOL 630159 5 500% 7/15/19	P	2005-01-21	2009-09-15
GNMA POOL 171489 9 000% 7/15/16	P	1987-11-12	2009-09-15
CAPITAL ONE PRIME AU 4 940% 7/15/12	P	2007-02-08	2009-09-15
FHLMC POOL A41394 5 000% 1/01/36	P	2008-07-02	2009-09-15
FHLMC POOL A50327 6 000% 7/01/36	P	2006-07-20	2009-09-15

Form 990PF Part IV - Capital Gains and Losses for Tax on Investment Income - Columns e - h

(e) Gross sales price	(f) Depreciation allowed (or allowable)	(g) Cost or other basis plus expense of sale	(h) Gain or (loss) (e) plus (f) minus (g)
1,053		1,905	-852
9,702		12,899	-3,197
10,883		11,275	-392
4,696		6,142	-1,446
3,061		4,585	-1,524
7,254		7,501	-247
2,566		2,661	-95
6,035		6,416	-381
2,350		2,855	-505
13,798		14,144	-346
3,921		4,196	-275
2,054		2,269	-215
11,084		11,584	-500
175,300		173,174	2,126
10,982		15,366	-4,384
5,559		7,121	-1,562
7,510		9,414	-1,904
8		8	0
1		1	0
7		7	0
16		16	0
157		156	1
49		49	0
57		58	-1
82		81	1
514		535	-21
13		12	1
2,720		2,707	13
990		944	46
132		131	1

Form 990PF Part IV - Capital Gains and Losses for Tax on Investment Income - Columns i - l

Complete only for assets showing gain in column (h) and owned by the foundation on 12/31/69			(l) Gains (Col (h) gain minus col (k), but not less than -0-) or Losses (from col (h))
(i) FM V as of 12/31/69	(j) Adjusted basis as of 12/31/69	(k) Excess of col (i) over col (j), if any	
			-852
			-3,197
			-392
			-1,446
			-1,524
			-247
			-95
			-381
			-505
			-346
			-275
			-215
			-500
			2,126
			-4,384
			-1,562
			-1,904
			0
			0
			0
			0
			1
			0
			-1
			1
			-21
			1
			13
			46
			1

Form 990PF Part IV - Capital Gains and Losses for Tax on Investment Income - Columns a - d

(a) List and describe the kind(s) of property sold (e g , real estate, 2-story brick warehouse, or common stock, 200 shs MLC Co)	(b) How acquired P—Purchase D—Donation	(c) Date acquired (mo , day, yr)	(d) Date sold (mo , day, yr)
FHLMC POOL G02308 5 500% 9/01/36	P	2006-09-08	2009-09-15
FHLMC POOL G12818 6 000% 10/01/22	P	2008-05-07	2009-09-15
FHLMC POOL G08006 6 000% 8/01/34	P	2004-11-15	2009-09-15
FHLMC POOL G08015 5 500% 10/01/34	P	2004-10-22	2009-09-15
FHLMC POOL G18106 5 500% 3/01/21	P	2008-06-04	2009-09-15
FHLMC POOL A24208 5 000% 5/01/34	P	2004-10-12	2009-09-15
GNMA POOL 344196 7 000% 1/15/23	P	1993-02-19	2009-09-15
GNMA POOL 346712 6 500% 8/15/23	P	1993-07-21	2009-09-15
GNMA POOL 367466 8 000% 9/15/24	P	1994-08-18	2009-09-15
GNMA POOL 367653 6 500% 9/15/23	P	1993-08-20	2009-09-15
GNMA POOL 376436 7 000% 3/15/24	P	1994-02-28	2009-09-15
GNMA POOL 386289 7 000% 3/15/24	P	1994-02-28	2009-09-15
GNMA POOL 066599 11 500% 4/15/13	P	1985-06-10	2009-09-15
GNMA POOL 154579 10 000% 4/15/16	P	1987-11-12	2009-09-15
GNMA POOL 162841 9 000% 10/15/16	P	1988-03-04	2009-09-15
GNMA POOL 177662 9 500% 10/15/16	P	1987-11-12	2009-09-15
GNMA POOL 192052 10 000% 4/15/18	P	1988-05-06	2009-09-15
GNMA POOL 205170 10 500% 11/15/17	P	1987-12-11	2009-09-15
GNMA POOL 219927 9 500% 9/15/17	P	1988-01-01	2009-09-15
GNMA POOL 225433 10 000% 7/15/17	P	1987-12-11	2009-09-15
GNMA POOL 228012 10 000% 9/15/17	P	1987-11-12	2009-09-15
GNMA POOL 266494 9 000% 12/15/19	P	1989-12-22	2009-09-15
PHILIP MORRIS INTERNATIONAL IN	P	2008-04-24	2009-09-18
PHILIP MORRIS INTERNATIONAL IN	P	2008-02-20	2009-09-18
BAXTER INTL INC COM	P	2007-06-07	2009-09-22
FNMA POOL 844809 5 000% 11/01/35	P	2006-06-22	2009-09-25
FNMA POOL 865171 5 500% 2/01/36	P	2006-01-25	2009-09-25
FNMA POOL 880289 5 500% 3/01/36	P	2006-10-26	2009-09-25
FNMA POOL 881437 6 000% 7/01/36	P	2008-04-17	2009-09-25
FNMA POOL 881442 5 500% 4/01/36	P	2006-05-01	2009-09-25

Form 990PF Part IV - Capital Gains and Losses for Tax on Investment Income - Columns e - h

(e) Gross sales price	(f) Depreciation allowed (or allowable)	(g) Cost or other basis plus expense of sale	(h) Gain or (loss) (e) plus (f) minus (g)
1,462		1,439	23
2,080		2,143	-63
1,887		1,951	-64
1,555		1,586	-31
2,392		2,422	-30
316		314	2
167		169	-2
224		223	1
37		36	1
372		372	0
32		32	0
56		56	0
1		1	0
25		25	0
34		34	0
37		36	1
14		14	0
10		10	0
68		66	2
16		15	1
29		29	0
56		56	0
338		366	-28
21,166		22,278	-1,112
8,233		8,129	104
2,158		2,011	147
4,567		4,532	35
3,474		3,418	56
3,592		3,654	-62
5,257		5,089	168

Form 990PF Part IV - Capital Gains and Losses for Tax on Investment Income - Columns i - l

Complete only for assets showing gain in column (h) and owned by the foundation on 12/31/69			(l) Gains (Col (h) gain minus col (k), but not less than -0-) or Losses (from col (h))
(i) FMV as of 12/31/69	(j) Adjusted basis as of 12/31/69	(k) Excess of col (i) over col (j), if any	
			23
			-63
			-64
			-31
			-30
			2
			-2
			1
			1
			0
			0
			0
			0
			0
			0
			1
			0
			0
			2
			1
			0
			0
			-28
			-1,112
			104
			147
			35
			56
			-62
			168

Form 990PF Part IV - Capital Gains and Losses for Tax on Investment Income - Columns a - d

(a) List and describe the kind(s) of property sold (e g , real estate, 2-story brick warehouse, or common stock, 200 shs MLC Co)	(b) How acquired P—Purchase D—Donation	(c) Date acquired (mo , day, yr)	(d) Date sold (mo , day, yr)
FNMA POOL 947408 6 000% 10/01/22	P	2008-05-07	2009-09-25
FNMA POOL 825977 5 000% 7/01/35	P	2005-06-28	2009-09-25
FNMA POOL 796970 6 000% 10/01/34	P	2005-01-27	2009-09-25
FNMA POOL 735061 6 000% 11/01/34	P	2005-10-25	2009-09-25
FNMA POOL 848355 5 000% 8/01/35	P	2005-12-21	2009-09-25
ENTERGY CORP NEW COM	P	2007-06-07	2009-09-30
WYETH	P	2007-06-07	2009-10-06
LOWES COS INC	P	2008-05-20	2009-10-06
WASTE MANAGEMENT INC	P	2008-02-11	2009-10-14
GNMA POOL 162841 9 000% 10/15/16	P	1988-03-04	2009-10-15
FHLMC POOL A24208 5 000% 5/01/34	P	2004-10-12	2009-10-15
GNMA POOL 066599 11 500% 4/15/13	P	1985-06-10	2009-10-15
GNMA POOL 386289 7 000% 3/15/24	P	1994-02-28	2009-10-15
GNMA POOL 376436 7 000% 3/15/24	P	1994-02-28	2009-10-15
GNMA POOL 367653 6 500% 9/15/23	P	1993-08-20	2009-10-15
GNMA POOL 367466 8 000% 9/15/24	P	1994-08-18	2009-10-15
GNMA POOL 346712 6 500% 8/15/23	P	1993-07-21	2009-10-15
GNMA POOL 344196 7 000% 1/15/23	P	1993-02-19	2009-10-15
GNMA POOL 325424 7 500% 12/15/22	P	1992-11-30	2009-10-15
GNMA POOL 326201 7 500% 1/15/23	P	1992-12-18	2009-10-15
GNMA POOL 332476 6 500% 6/15/23	P	1993-06-25	2009-10-15
GNMA POOL 335054 6 500% 11/15/23	P	1993-10-25	2009-10-15
GNMA POOL 340786 6 500% 5/15/23	P	1993-04-23	2009-10-15
GNMA POOL 630159 5 500% 7/15/19	P	2005-01-21	2009-10-15
GNMA POOL 154579 10 000% 4/15/16	P	1987-11-12	2009-10-15
FHLMC POOL G18106 5 500% 3/01/21	P	2008-06-04	2009-10-15
GNMA POOL 192052 10 000% 4/15/18	P	1988-05-06	2009-10-15
GNMA POOL 177662 9 500% 10/15/16	P	1987-11-12	2009-10-15
GNMA POOL 205170 10 500% 11/15/17	P	1987-12-11	2009-10-15
GNMA POOL 219927 9 500% 9/15/17	P	1988-01-01	2009-10-15

Form 990PF Part IV - Capital Gains and Losses for Tax on Investment Income - Columns e - h

(e) Gross sales price	(f) Depreciation allowed (or allowable)	(g) Cost or other basis plus expense of sale	(h) Gain or (loss) (e) plus (f) minus (g)
2,177		2,243	-66
6,014		6,019	-5
3,349		3,459	-110
1,184		1,197	-13
109		105	4
23,118		30,412	-7,294
15,381		17,788	-2,407
6,720		7,790	-1,070
4,352		4,829	-477
35		34	1
325		323	2
1		1	0
56		56	0
32		32	0
374		374	0
37		37	0
6,881		6,854	27
169		170	-1
16		16	0
117		116	1
58		57	1
58		58	0
83		82	1
515		537	-22
26		26	0
1,864		1,887	-23
14		14	0
37		36	1
10		10	0
68		66	2

Form 990PF Part IV - Capital Gains and Losses for Tax on Investment Income - Columns i - l

Complete only for assets showing gain in column (h) and owned by the foundation on 12/31/69			(l) Gains (Col (h) gain minus col (k), but not less than -0-) or Losses (from col (h))
(i) FM V as of 12/31/69	(j) Adjusted basis as of 12/31/69	(k) Excess of col (i) over col (j), if any	
			-66
			-5
			-110
			-13
			4
			-7,294
			-2,407
			-1,070
			-477
			1
			2
			0
			0
			0
			0
			0
			27
			-1
			0
			1
			1
			0
			1
			-22
			0
			-23
			0
			1
			0
			2

Form 990PF Part IV - Capital Gains and Losses for Tax on Investment Income - Columns a - d

(a) List and describe the kind(s) of property sold (e g , real estate, 2-story brick warehouse, or common stock, 200 shs MLC Co)	(b) How acquired P—Purchase D—Donation	(c) Date acquired (mo , day, yr)	(d) Date sold (mo , day, yr)
GNMA POOL 171489 9 000% 7/15/16	P	1987-11-12	2009-10-15
GNMA POOL 225433 10 000% 7/15/17	P	1987-12-11	2009-10-15
GNMA POOL 228012 10 000% 9/15/17	P	1987-11-12	2009-10-15
GNMA POOL 266494 9 000% 12/15/19	P	1989-12-22	2009-10-15
GNMA POOL 296654 10 000% 11/15/20	P	1990-10-18	2009-10-15
GNMA POOL 296654 10 000% 11/15/20	P	1992-02-15	2009-10-15
GNMA POOL 291635 10 000% 8/15/20	P	1990-10-18	2009-10-15
CAPITAL ONE PRIME AU 4 940% 7/15/12	P	2007-02-08	2009-10-15
FHLMC POOL A41394 5 000% 1/01/36	P	2008-07-02	2009-10-15
FHLMC POOL A50327 6 000% 7/01/36	P	2006-07-20	2009-10-15
FHLMC POOL G02308 5 500% 9/01/36	P	2006-09-08	2009-10-15
FHLMC POOL G12818 6 000% 10/01/22	P	2008-05-07	2009-10-15
FHLMC POOL G08006 6 000% 8/01/34	P	2004-11-15	2009-10-15
FHLMC POOL G08015 5 500% 10/01/34	P	2004-10-22	2009-10-15
WYETH	P	2007-06-07	2009-10-16
GNMA POOL 002783 7 000% 7/20/29	P	1999-07-09	2009-10-20
FNMA POOL 865171 5 500% 2/01/36	P	2006-01-25	2009-10-26
FNMA POOL 848355 5 000% 8/01/35	P	2005-12-21	2009-10-26
FNMA POOL 844809 5 000% 11/01/35	P	2006-06-22	2009-10-26
FNMA POOL 825977 5 000% 7/01/35	P	2005-06-28	2009-10-26
FNMA POOL 796970 6 000% 10/01/34	P	2005-01-27	2009-10-26
FNMA POOL 735061 6 000% 11/01/34	P	2005-10-25	2009-10-26
FNMA POOL 947408 6 000% 10/01/22	P	2008-05-07	2009-10-26
FNMA POOL 881442 5 500% 4/01/36	P	2006-05-01	2009-10-26
FNMA POOL 880289 5 500% 3/01/36	P	2006-10-26	2009-10-26
FNMA POOL 881437 6 000% 7/01/36	P	2008-04-17	2009-10-26
PHILIP MORRIS INTERNATIONAL IN	P	2007-08-22	2009-10-28
PHILIP MORRIS INTERNATIONAL IN	P	2007-08-10	2009-10-28
BECTON DICKINSON AND COMPANY	P	2008-10-23	2009-10-28
DEVON ENERGY CORPORATION	P	2007-06-07	2009-11-03

Form 990PF Part IV - Capital Gains and Losses for Tax on Investment Income - Columns e - h

(e) Gross sales price	(f) Depreciation allowed (or allowable)	(g) Cost or other basis plus expense of sale	(h) Gain or (loss) (e) plus (f) minus (g)
13		13	0
16		15	1
28		28	0
56		56	0
8		8	0
1		1	0
7		7	0
2,507		2,495	12
1,262		1,203	59
142		141	1
1,032		1,015	17
1,261		1,299	-38
1,182		1,222	-40
1,355		1,382	-27
22,779		25,524	-2,745
79		79	0
998		991	7
481		464	17
1,554		1,448	106
543		544	-1
1,506		1,556	-50
788		797	-9
277		285	-8
3,765		3,645	120
1,580		1,555	25
2,533		2,577	-44
12,493		11,931	562
839		783	56
16,256		16,508	-252
5,524		6,625	-1,101

Form 990PF Part IV - Capital Gains and Losses for Tax on Investment Income - Columns i - l

Complete only for assets showing gain in column (h) and owned by the foundation on 12/31/69			(l) Gains (Col (h) gain minus col (k), but not less than -0-) or Losses (from col (h))
(i) FMV as of 12/31/69	(j) Adjusted basis as of 12/31/69	(k) Excess of col (i) over col (j), if any	
			0
			1
			0
			0
			0
			0
			0
			12
			59
			1
			17
			-38
			-40
			-27
			-2,745
			0
			7
			17
			106
			-1
			-50
			-9
			-8
			120
			25
			-44
			562
			56
			-252
			-1,101

Form 990PF Part IV - Capital Gains and Losses for Tax on Investment Income - Columns a - d

(a) List and describe the kind(s) of property sold (e g , real estate, 2-story brick warehouse, or common stock, 200 shs MLC Co)	(b) How acquired P—Purchase D—Donation	(c) Date acquired (mo , day, yr)	(d) Date sold (mo , day, yr)
PG&E CORP COM	P	2007-08-30	2009-11-04
GNMA POOL 205170 10 500% 11/15/17	P	1987-12-11	2009-11-16
GNMA POOL 376436 7 000% 3/15/24	P	1994-02-28	2009-11-16
GNMA POOL 367653 6 500% 9/15/23	P	1993-08-20	2009-11-16
GNMA POOL 367466 8 000% 9/15/24	P	1994-08-18	2009-11-16
GNMA POOL 346712 6 500% 8/15/23	P	1993-07-21	2009-11-16
GNMA POOL 344196 7 000% 1/15/23	P	1993-02-19	2009-11-16
FHLMC POOL A24208 5 000% 5/01/34	P	2004-10-12	2009-11-16
FHLMC POOL G18106 5 500% 3/01/21	P	2008-06-04	2009-11-16
FHLMC POOL G08015 5 500% 10/01/34	P	2004-10-22	2009-11-16
FHLMC POOL G08006 6 000% 8/01/34	P	2004-11-15	2009-11-16
FHLMC POOL G12818 6 000% 10/01/22	P	2008-05-07	2009-11-16
FHLMC POOL G02308 5 500% 9/01/36	P	2006-09-08	2009-11-16
FHLMC POOL A50327 6 000% 7/01/36	P	2006-07-20	2009-11-16
GNMA POOL 332476 6 500% 6/15/23	P	1993-06-25	2009-11-16
GNMA POOL 335054 6 500% 11/15/23	P	1993-10-25	2009-11-16
GNMA POOL 340786 6 500% 5/15/23	P	1993-04-23	2009-11-16
GNMA POOL 630159 5 500% 7/15/19	P	2005-01-21	2009-11-16
INTERNATIONAL BUSINESS MACHS CORP	P	2008-11-11	2009-11-16
GNMA POOL 066599 11 500% 4/15/13	P	1985-06-10	2009-11-16
GNMA POOL 154579 10 000% 4/15/16	P	1987-11-12	2009-11-16
GNMA POOL 162841 9 000% 10/15/16	P	1988-03-04	2009-11-16
GNMA POOL 171489 9 000% 7/15/16	P	1987-11-12	2009-11-16
GNMA POOL 177662 9 500% 10/15/16	P	1987-11-12	2009-11-16
GNMA POOL 192052 10 000% 4/15/18	P	1988-05-06	2009-11-16
GNMA POOL 386289 7 000% 3/15/24	P	1994-02-28	2009-11-16
GNMA POOL 219927 9 500% 9/15/17	P	1988-01-01	2009-11-16
GNMA POOL 225433 10 000% 7/15/17	P	1987-12-11	2009-11-16
GNMA POOL 228012 10 000% 9/15/17	P	1987-11-12	2009-11-16
GNMA POOL 266494 9 000% 12/15/19	P	1989-12-22	2009-11-16

Form 990PF Part IV - Capital Gains and Losses for Tax on Investment Income - Columns e - h

(e) Gross sales price	(f) Depreciation allowed (or allowable)	(g) Cost or other basis plus expense of sale	(h) Gain or (loss) (e) plus (f) minus (g)
19,931		21,550	-1,619
10		10	0
32		32	0
376		376	0
37		37	0
244		243	1
170		171	-1
324		323	1
2,349		2,379	-30
1,820		1,857	-37
1,535		1,587	-52
980		1,010	-30
817		803	14
4,022		3,980	42
66		66	0
64		65	-1
83		82	1
527		549	-22
15,072		9,642	5,430
1		1	0
26		26	0
99		96	3
14		13	1
37		36	1
14		14	0
57		57	0
69		67	2
16		16	0
30		30	0
57		57	0

Form 990PF Part IV - Capital Gains and Losses for Tax on Investment Income - Columns i - l

Complete only for assets showing gain in column (h) and owned by the foundation on 12/31/69			(l) Gains (Col (h) gain minus col (k), but not less than -0-) or Losses (from col (h))
(i) FM V as of 12/31/69	(j) Adjusted basis as of 12/31/69	(k) Excess of col (i) over col (j), if any	
			-1,619
			0
			0
			0
			0
			1
			-1
			1
			-30
			-37
			-52
			-30
			14
			42
			0
			-1
			1
			-22
			5,430
			0
			0
			3
			1
			1
			0
			0
			2
			0
			0
			0

Form 990PF Part IV - Capital Gains and Losses for Tax on Investment Income - Columns a - d

(a) List and describe the kind(s) of property sold (e g , real estate, 2-story brick warehouse, or common stock, 200 shs MLC Co)	(b) How acquired P—Purchase D—Donation	(c) Date acquired (mo , day, yr)	(d) Date sold (mo , day, yr)
GNMA POOL 296654 10 000% 11/15/20	P	1990-10-18	2009-11-16
GNMA POOL 296654 10 000% 11/15/20	P	1992-02-15	2009-11-16
GNMA POOL 291635 10 000% 8/15/20	P	1990-10-18	2009-11-16
GNMA POOL 325424 7 500% 12/15/22	P	1992-11-30	2009-11-16
GNMA POOL 326201 7 500% 1/15/23	P	1992-12-18	2009-11-16
CAPITAL ONE PRIME AU 4 940% 7/15/12	P	2007-02-08	2009-11-16
FHLMC POOL A41394 5 000% 1/01/36	P	2008-07-02	2009-11-16
INTERNATIONAL BUSINESS MACHS CORP	P	2008-11-11	2009-11-19
INTERNATIONAL BUSINESS MACHS CORP	P	2008-11-18	2009-11-19
GNMA POOL 002783 7 000% 7/20/29	P	1999-07-09	2009-11-20
FNMA POOL 825977 5 000% 7/01/35	P	2005-06-28	2009-11-25
FNMA POOL 881442 5 500% 4/01/36	P	2006-05-01	2009-11-25
FNMA POOL 735061 6 000% 11/01/34	P	2005-01-27	2009-11-25
FNMA POOL 865171 5 500% 2/01/36	P	2006-01-25	2009-11-25
FNMA POOL 844809 5 000% 11/01/35	P	2006-06-22	2009-11-25
FNMA POOL 947408 6 000% 10/01/22	P	2008-05-07	2009-11-25
FNMA POOL 848355 5 000% 8/01/35	P	2005-12-21	2009-11-25
FNMA POOL 880289 5 500% 3/01/36	P	2006-10-26	2009-11-25
FNMA POOL 881437 6 000% 7/01/36	P	2008-04-17	2009-11-25
FNMA POOL 796970 6 000% 10/01/34	P	2005-01-27	2009-11-25
VIACOM INC NEW	P	2008-07-18	2009-12-02
WELLS FARGO ADV ENTERPR CL I 3118	P	2007-04-23	2009-12-03
WELLS FARGO ADV ENTERPR CL I 3118	P	2006-09-12	2009-12-03
INTERNATIONAL BUSINESS MACHS CORP	P	2008-11-20	2009-12-10
FHLMC POOL G08006 6 000% 8/01/34	P	2004-11-15	2009-12-15
FHLMC POOL G08015 5 500% 10/01/34	P	2004-10-22	2009-12-15
FHLMC POOL G18106 5 500% 3/01/21	P	2008-06-04	2009-12-15
FHLMC POOL A24208 5 000% 5/01/34	P	2004-10-12	2009-12-15
FRANKLIN RESOURCES INC	P	2008-10-22	2009-12-15
GNMA POOL 344196 7 000% 1/15/23	P	1993-02-19	2009-12-15

Form 990PF Part IV - Capital Gains and Losses for Tax on Investment Income - Columns e - h

(e) Gross sales price	(f) Depreciation allowed (or allowable)	(g) Cost or other basis plus expense of sale	(h) Gain or (loss) (e) plus (f) minus (g)
8		8	0
1		1	0
7		7	0
16		16	0
116		116	0
2,443		2,430	13
923		880	43
23,035		14,789	8,246
17,945		11,107	6,838
30		30	0
198		198	0
6,845		6,627	218
1,053		1,065	-12
1,116		1,108	8
3,580		3,336	244
3,676		3,787	-111
497		480	17
181		178	3
2,717		2,764	-47
72		75	-3
3,739		3,680	59
793,124		1,000,000	-206,876
233,619		275,000	-41,381
12,651		7,419	5,232
1,723		1,781	-58
1,586		1,618	-32
1,703		1,724	-21
318		316	2
8,294		5,004	3,290
170		172	-2

Form 990PF Part IV - Capital Gains and Losses for Tax on Investment Income - Columns i - l

Complete only for assets showing gain in column (h) and owned by the foundation on 12/31/69			(l) Gains (Col (h) gain minus col (k), but not less than -0-) or Losses (from col (h))
(i) FM V as of 12/31/69	(j) Adjusted basis as of 12/31/69	(k) Excess of col (i) over col (j), if any	
			0
			0
			0
			0
			0
			13
			43
			8,246
			6,838
			0
			0
			218
			-12
			8
			244
			-111
			17
			3
			-47
			-3
			59
			-206,876
			-41,381
			5,232
			-58
			-32
			-21
			2
			3,290
			-2

Form 990PF Part IV - Capital Gains and Losses for Tax on Investment Income - Columns a - d

(a) List and describe the kind(s) of property sold (e g , real estate, 2-story brick warehouse, or common stock, 200 shs MLC Co)	(b) How acquired P—Purchase D—Donation	(c) Date acquired (mo , day, yr)	(d) Date sold (mo , day, yr)
GNMA POOL 346712 6 500% 8/15/23	P	1993-07-21	2009-12-15
GNMA POOL 367466 8 000% 9/15/24	P	1994-08-18	2009-12-15
GNMA POOL 367653 6 500% 9/15/23	P	1993-08-22	2009-12-15
GNMA POOL 376436 7 000% 3/15/24	P	1994-02-28	2009-12-15
GNMA POOL 386289 7 000% 3/15/24	P	1994-02-28	2009-12-15
GNMA POOL 066599 11 500% 4/15/13	P	1985-06-10	2009-12-15
GNMA POOL 154579 10 000% 4/15/16	P	1987-11-12	2009-12-15
GNMA POOL 162841 9 000% 10/15/16	P	1988-03-04	2009-12-15
GNMA POOL 171489 9 000% 7/15/16	P	1987-11-12	2009-12-15
GNMA POOL 177662 9 500% 10/15/16	P	1987-11-12	2009-12-15
GNMA POOL 192052 10 000% 4/15/18	P	1988-05-06	2009-12-15
GNMA POOL 205170 10 500% 11/15/17	P	1987-12-11	2009-12-15
GNMA POOL 219927 9 500% 9/15/17	P	1988-01-01	2009-12-15
GNMA POOL 225433 10 000% 7/15/17	P	1987-12-11	2009-12-15
GNMA POOL 228012 10 000% 9/15/17	P	1987-11-12	2009-12-15
GNMA POOL 266494 9 000% 12/15/19	P	1989-12-22	2009-12-15
GNMA POOL 296654 10 000% 11/15/20	P	1990-10-18	2009-12-15
GNMA POOL 296654 10 000% 11/15/20	P	1992-02-15	2009-12-15
FHLMC POOL G12818 6 000% 10/01/22	P	2008-05-07	2009-12-15
FHLMC POOL G02308 5 500% 9/01/36	P	2006-09-08	2009-12-15
FHLMC POOL A50327 6 000% 7/01/36	P	2006-07-20	2009-12-15
FHLMC POOL A41394 5 000% 1/01/36	P	2008-07-02	2009-12-15
CAPITAL ONE PRIME AU 4 940% 7/15/12	P	2007-02-08	2009-12-15
GNMA POOL 325424 7 500% 12/15/22	P	1992-11-30	2009-12-15
GNMA POOL 291635 10 000% 8/15/20	P	1990-10-18	2009-12-15
GNMA POOL 630159 5 500% 7/15/19	P	2005-01-21	2009-12-15
GNMA POOL 340786 6 500% 5/15/23	P	1993-04-23	2009-12-15
GNMA POOL 335054 6 500% 11/15/23	P	1993-10-25	2009-12-15
GNMA POOL 332476 6 500% 6/15/23	P	1993-06-25	2009-12-15
GNMA POOL 326201 7 500% 1/15/23	P	1992-12-18	2009-12-15

Form 990PF Part IV - Capital Gains and Losses for Tax on Investment Income - Columns e - h

(e) Gross sales price	(f) Depreciation allowed (or allowable)	(g) Cost or other basis plus expense of sale	(h) Gain or (loss) (e) plus (f) minus (g)
182		181	1
72		72	0
379		379	0
32		32	0
57		57	0
1		1	0
26		26	0
36		35	1
13		13	0
38		37	1
15		15	0
10		10	0
70		67	3
16		16	0
30		30	0
57		57	0
8		8	0
1		1	0
1,125		1,159	-34
869		855	14
1,185		1,172	13
1,249		1,190	59
2,270		2,258	12
16		16	0
7		7	0
4,373		4,558	-185
84		83	1
52		52	0
50		50	0
116		115	1

Form 990PF Part IV - Capital Gains and Losses for Tax on Investment Income - Columns i - l

Complete only for assets showing gain in column (h) and owned by the foundation on 12/31/69			(l) Gains (Col (h) gain minus col (k), but not less than -0-) or Losses (from col (h))
(i) FM V as of 12/31/69	(j) Adjusted basis as of 12/31/69	(k) Excess of col (i) over col (j), if any	
			1
			0
			0
			0
			0
			0
			0
			1
			0
			1
			0
			0
			3
			0
			0
			0
			0
			0
			-34
			14
			13
			59
			12
			0
			0
			-185
			1
			0
			0
			1

Form 990PF Part IV - Capital Gains and Losses for Tax on Investment Income - Columns a - d

(a) List and describe the kind(s) of property sold (e g , real estate, 2-story brick warehouse, or common stock, 200 shs MLC Co)	(b) How acquired P—Purchase D—Donation	(c) Date acquired (mo , day, yr)	(d) Date sold (mo , day, yr)
UNILEVER N V - ADR	P	2007-08-21	2009-12-16
TRAVELERS COS INC	P	2008-07-11	2009-12-17
TRAVELERS COS INC	P	2007-10-24	2009-12-17
GNMA POOL 002783 7 000% 7/20/29	P	1999-07-09	2009-12-21
PHILIP MORRIS INTERNATIONAL IN	P	2007-08-10	2009-12-23
PHILIP MORRIS INTERNATIONAL IN	P	2004-07-02	2009-12-23
FNMA POOL 947408 6 000% 10/01/22	P	2008-05-07	2009-12-28
FNMA POOL 848355 5 000% 8/01/35	P	2005-12-21	2009-12-28
FNMA POOL 865171 5 500% 2/01/36	P	2006-01-25	2009-12-28
FNMA POOL 880289 5 500% 3/01/36	P	2006-10-26	2009-12-28
FNMA POOL 735061 6 000% 11/01/34	P	2005-10-25	2009-12-28
FNMA POOL 796970 6 000% 10/01/34	P	2005-01-27	2009-12-28
FNMA POOL 825977 5 000% 7/01/35	P	2005-06-28	2009-12-28
FNMA POOL 844809 5 000% 11/01/35	P	2006-06-22	2009-12-28
FNMA POOL 881442 5 500% 4/01/36	P	2006-05-01	2009-12-28
FNMA POOL 881437 6 000% 7/01/36	P	2008-04-17	2009-12-28
"EOG RESOURCES, INC"	P	2008-03-19	2009-12-29
"EOG RESOURCES, INC"	P	2008-03-12	2009-12-29
VISA INC-CLASS A SHRS	P	2008-04-24	2009-12-30
VISA INC-CLASS A SHRS	P	2008-07-25	2009-12-30
HEWLETT PACKARD CO	P	2008-08-04	2010-01-14
GNMA POOL 296654 10 000% 11/15/20	P	1992-02-15	2010-01-15
GNMA POOL 296654 10 000% 11/15/20	P	1990-10-18	2010-01-15
GNMA POOL 291635 10 000% 8/15/20	P	1990-10-18	2010-01-15
BAXTER INTL INC COM	P	2008-03-26	2010-01-21
SELECTINVEST INSTITUTIONAL ARV	P	2007-07-30	2010-01-21
"EOG RESOURCES, INC"	P	2008-03-20	2010-01-27
"EOG RESOURCES, INC"	P	2008-03-19	2010-01-27
BAXTER INTL INC COM	P	2009-01-13	2010-02-09
BAXTER INTL INC COM	P	2008-03-26	2010-02-09

Form 990PF Part IV - Capital Gains and Losses for Tax on Investment Income - Columns e - h

(e) Gross sales price	(f) Depreciation allowed (or allowable)	(g) Cost or other basis plus expense of sale	(h) Gain or (loss) (e) plus (f) minus (g)
17,863		15,997	1,866
5,741		5,111	630
5,202		5,409	-207
139		139	0
12,863		12,119	744
4,060		2,196	1,864
255		263	-8
581		561	20
3,455		3,429	26
3,322		3,268	54
768		777	-9
91		94	-3
1,765		1,766	-1
3,895		3,629	266
247		239	8
3,484		3,545	-61
7,324		8,363	-1,039
7,224		8,541	-1,317
263		213	50
7,286		5,959	1,327
579		485	94
1		1	0
8		8	0
7		7	0
7,206		6,996	210
111,500		106,182	5,318
5,491		6,622	-1,131
5,216		6,530	-1,314
8,534		7,941	593
2,713		2,775	-62

Form 990PF Part IV - Capital Gains and Losses for Tax on Investment Income - Columns i - l

Complete only for assets showing gain in column (h) and owned by the foundation on 12/31/69			(l) Gains (Col (h) gain minus col (k), but not less than -0-) or Losses (from col (h))
(i) FM V as of 12/31/69	(j) Adjusted basis as of 12/31/69	(k) Excess of col (i) over col (j), if any	
			1,866
			630
			-207
			0
			744
			1,864
			-8
			20
			26
			54
			-9
			-3
			-1
			266
			8
			-61
			-1,039
			-1,317
			50
			1,327
			94
			0
			0
			0
			210
			5,318
			-1,131
			-1,314
			593
			-62

Form 990PF Part IV - Capital Gains and Losses for Tax on Investment Income - Columns a - d

(a) List and describe the kind(s) of property sold (e g , real estate, 2-story brick warehouse, or common stock, 200 shs MLC Co)	(b) How acquired P—Purchase D—Donation	(c) Date acquired (mo , day, yr)	(d) Date sold (mo , day, yr)
GNMA POOL 296654 10 000% 11/15/20	P	1990-10-18	2010-02-16
GNMA POOL 296654 10 000% 11/15/20	P	1992-02-15	2010-02-16
UNILEVER N V - ADR	P	2007-08-21	2010-02-16
GNMA POOL 291635 10 000% 8/15/20	P	1990-10-18	2010-02-16
BOEING COMPANY	P	2008-07-25	2010-02-22
JOHNSON & JOHNSON	P	2007-08-16	2010-02-23
GNMA POOL 296654 10 000% 11/15/20	P	1990-10-18	2010-03-15
GNMA POOL 296654 10 000% 11/15/20	P	1992-02-15	2010-03-15
GNMA POOL 291635 10 000% 8/15/20	P	1990-10-18	2010-03-15
HEWLETT PACKARD CO	P	2003-04-03	2010-03-22
TARGET CORP	P	2008-09-04	2010-03-24
NORFOLK SOUTHERN CORP	P	2009-02-03	2010-03-24
NORFOLK SOUTHERN CORP	P	2009-02-27	2010-03-24
NORFOLK SOUTHERN CORP	P	2009-02-27	2010-03-25
NORFOLK SOUTHERN CORP	P	2009-03-04	2010-03-25
FRANKLIN RESOURCES INC	P	2008-10-22	2010-03-26
HEWLETT PACKARD CO	P	2003-04-03	2010-03-31
BOEING COMPANY	P	2008-07-25	2010-04-06
TRAVELERS COS INC	P	2008-07-11	2010-04-08
EXXON MOBIL CORPORATION	P	2008-10-01	2010-04-13
HEWLETT PACKARD CO	P	2008-08-04	2010-04-13
EXXON MOBIL CORPORATION	P	2009-01-20	2010-04-13
GNMA POOL 291635 10 000% 8/15/20	P	1990-10-18	2010-04-15
GNMA POOL 296654 10 000% 11/15/20	P	1990-10-18	2010-04-15
GNMA POOL 296654 10 000% 11/15/20	P	1992-02-15	2010-04-15
EXXON MOBIL CORPORATION	P	2008-10-06	2010-04-16
EXXON MOBIL CORPORATION	P	2008-10-01	2010-04-16
FRANKLIN RESOURCES INC	P	2008-11-19	2010-04-20
FRANKLIN RESOURCES INC	P	2008-10-22	2010-04-20
SELECTINVEST INSTITUTIONAL ARV	P	2007-07-30	2010-04-20

Form 990PF Part IV - Capital Gains and Losses for Tax on Investment Income - Columns e - h

(e) Gross sales price	(f) Depreciation allowed (or allowable)	(g) Cost or other basis plus expense of sale	(h) Gain or (loss) (e) plus (f) minus (g)
8		8	0
1		1	0
11,573		11,207	366
7		7	0
19,454		19,249	205
24,780		23,944	836
8		8	0
1		1	0
7		8	-1
6,747		2,090	4,657
20,134		20,719	-585
10,999		7,608	3,391
3,376		1,969	1,407
9,239		5,305	3,934
9,792		5,386	4,406
13,777		7,791	5,986
15,083		4,621	10,462
9,506		8,295	1,211
13,679		11,401	2,278
9,361		10,564	-1,203
3,491		2,867	624
3,690		4,190	-500
8		8	0
8		8	0
1		1	0
20,676		22,700	-2,024
3,548		4,010	-462
11,440		4,848	6,592
953		507	446
81,300		76,443	4,857

Form 990PF Part IV - Capital Gains and Losses for Tax on Investment Income - Columns i - l

Complete only for assets showing gain in column (h) and owned by the foundation on 12/31/69			(l) Gains (Col (h) gain minus col (k), but not less than -0-) or Losses (from col (h))
(i) FM V as of 12/31/69	(j) Adjusted basis as of 12/31/69	(k) Excess of col (i) over col (j), if any	
			0
			0
			366
			0
			205
			836
			0
			0
			-1
			4,657
			-585
			3,391
			1,407
			3,934
			4,406
			5,986
			10,462
			1,211
			2,278
			-1,203
			624
			-500
			0
			0
			0
			-2,024
			-462
			6,592
			446
			4,857

Form 990PF Part IV - Capital Gains and Losses for Tax on Investment Income - Columns a - d

(a) List and describe the kind(s) of property sold (e g , real estate, 2-story brick warehouse, or common stock, 200 shs MLC Co)	(b) How acquired P—Purchase D—Donation	(c) Date acquired (mo , day, yr)	(d) Date sold (mo , day, yr)
HEWLETT PACKARD CO	P	2008-08-04	2010-04-22
HEWLETT PACKARD CO	P	2008-10-02	2010-04-22
METLIFE INC	P	2009-02-04	2010-04-22
HEWLETT PACKARD CO	P	2003-04-03	2010-04-29
HEWLETT PACKARD CO	P	2008-10-02	2010-05-03
HEWLETT PACKARD CO	P	2009-02-25	2010-05-03
DOW CHEMICAL CO	P	2009-05-08	2010-05-10
GNMA POOL 296654 10 000% 11/15/20	P	1990-10-18	2010-05-17
GNMA POOL 296654 10 000% 11/15/20	P	1992-02-15	2010-05-17
GNMA POOL 291635 10 000% 8/15/20	P	1990-10-18	2010-05-17
CAPITAL ONE PRIME AU 4 940% 7/15/12	P	2007-02-08	2010-05-18
GNMA POOL 002783 7 000% 7/20/29	P	1999-07-09	2010-05-20
ROYCE PREMIER FUND W CLASS 566	P	2009-02-10	2010-05-24
SSGA EMERGING MARKETS FD S 1510	P	2006-03-14	2010-05-24
PIMCO HIGH YIELD FD-INST 108	P	2003-12-22	2010-05-24
PIMCO HIGH YIELD FD-INST 108	P	2005-11-10	2010-05-24
PIMCO HIGH YIELD FD-INST 108	P	2008-06-26	2010-05-24
DREYFUS/THE BOSTON CO S/C - I 6941	P	2008-06-26	2010-05-24
ROYCE PREMIER FUND W CLASS 566	P	2008-06-26	2010-05-24
CRM MID CAP VALUE FD-INSTL 32	P	2007-08-31	2010-05-24
CRM MID CAP VALUE FD-INSTL 32	P	2008-09-12	2010-05-24
T ROWE PRICE INST EM MKT EQ 146	P	2009-05-21	2010-05-24
FID ADV EMER MKTS INC- CL I 607	P	2009-05-08	2010-05-24
VANGUARD EMERGING MARKETS ETF	P	2009-05-21	2010-05-24
DREYFUS/THE BOSTON CO S/C - I 6941	P	2009-02-10	2010-05-24
GNMA POOL 630159 5 500% 7/15/19	P	2005-01-21	2010-05-25
FHLMC POOL G02308 5 500% 9/01/36	P	2006-09-08	2010-05-25
FNMA POOL 848355 5 000% 8/01/35	P	2005-12-21	2010-05-25
FNMA POOL 880289 5 500% 3/01/36	P	2006-10-26	2010-05-25
FHLMC POOL G08006 6 000% 8/01/34	P	2004-11-15	2010-05-25

Form 990PF Part IV - Capital Gains and Losses for Tax on Investment Income - Columns e - h

(e) Gross sales price	(f) Depreciation allowed (or allowable)	(g) Cost or other basis plus expense of sale	(h) Gain or (loss) (e) plus (f) minus (g)
4,508		3,749	759
8,962		7,260	1,702
2,140		1,395	745
24,836		7,675	17,161
15,523		12,716	2,807
10,383		5,986	4,397
138		87	51
8		8	0
1		1	0
8		8	0
2,156		2,145	11
64		64	0
403,398		275,000	128,398
419,752		500,000	-80,248
129,463		143,783	-14,320
233,988		258,000	-24,012
281,549		290,859	-9,310
326,535		400,000	-73,465
366,079		400,000	-33,921
572,580		800,000	-227,420
57,420		67,169	-9,749
375,992		300,000	75,992
623,732		550,000	73,732
355,109		292,604	62,505
359,122		275,000	84,122
60,028		58,468	1,560
39,425		36,503	2,922
58,742		54,245	4,497
82,744		76,612	6,132
82,206		79,063	3,143

Form 990PF Part IV - Capital Gains and Losses for Tax on Investment Income - Columns i - l

Complete only for assets showing gain in column (h) and owned by the foundation on 12/31/69			(l) Gains (Col (h) gain minus col (k), but not less than -0-) or Losses (from col (h))
(i) FM V as of 12/31/69	(j) Adjusted basis as of 12/31/69	(k) Excess of col (i) over col (j), if any	
			759
			1,702
			745
			17,161
			2,807
			4,397
			51
			0
			0
			0
			11
			0
			128,398
			-80,248
			-14,320
			-24,012
			-9,310
			-73,465
			-33,921
			-227,420
			-9,749
			75,992
			73,732
			62,505
			84,122
			1,560
			2,922
			4,497
			6,132
			3,143

Form 990PF Part IV - Capital Gains and Losses for Tax on Investment Income - Columns a - d

(a) List and describe the kind(s) of property sold (e g , real estate, 2-story brick warehouse, or common stock, 200 shs MLC Co)	(b) How acquired P—Purchase D—Donation	(c) Date acquired (mo , day, yr)	(d) Date sold (mo , day, yr)
GNMA POOL 219927 9 500% 9/15/17	P	1988-01-01	2010-05-25
FNMA POOL 825977 5 000% 7/01/35	P	2005-06-28	2010-05-25
FNMA POOL 735061 6 000% 11/01/34	P	2005-10-25	2010-05-25
FNMA POOL 796970 6 000% 10/01/34	P	2005-01-27	2010-05-25
FNMA POOL 825977 5 000% 7/01/35	P	2005-06-28	2010-05-25
FNMA POOL 844809 5 000% 11/01/35	P	2006-06-22	2010-05-25
FNMA POOL 848355 5 000% 8/01/35	P	2005-12-21	2010-05-25
FNMA POOL 865171 5 500% 2/01/36	P	2006-01-25	2010-05-25
FNMA POOL 880289 5 500% 3/01/36	P	2006-10-26	2010-05-25
FNMA POOL 881437 6 000% 7/01/36	P	2008-04-17	2010-05-25
FNMA POOL 881442 5 500% 4/01/36	P	2006-05-01	2010-05-25
FNMA POOL 947408 6 000% 10/01/22	P	2008-05-07	2010-05-25
FHLMC POOL A24208 5 000% 5/01/34	P	2004-10-12	2010-05-25
JP MORGAN CHASE COMM 5 420% 1/15/49	P	2007-05-17	2010-05-25
GNMA POOL 171489 9 000% 7/15/16	P	1987-11-12	2010-05-25
FHLMC POOL G18106 5 500% 3/01/21	P	2008-06-04	2010-05-25
GNMA POOL 192052 10 000% 4/15/18	P	1988-05-06	2010-05-25
GNMA POOL 205170 10 500% 11/15/17	P	1987-12-11	2010-05-25
FHLMC POOL A24208 5 000% 5/01/34	P	2004-10-12	2010-05-25
FNMA POOL 735061 6 000% 11/01/34	P	2005-10-25	2010-05-25
FNMA POOL 881437 6 000% 7/01/36	P	2008-04-17	2010-05-25
GNMA POOL 344196 7 000% 1/15/23	P	1993-02-19	2010-05-25
GNMA POOL 346712 6 500% 8/15/23	P	1993-07-21	2010-05-25
GNMA POOL 367653 6 500% 9/15/23	P	1993-08-20	2010-05-25
GNMA POOL 376436 7 000% 3/15/24	P	1994-02-28	2010-05-25
GNMA POOL 386289 7 000% 3/15/24	P	1994-02-28	2010-05-25
GNMA POOL 154579 10 000% 4/15/16	P	1987-11-12	2010-05-25
GNMA POOL 177662 9 500% 10/15/16	P	1987-11-12	2010-05-25
GNMA POOL 266494 9 000% 12/15/19	P	1989-12-22	2010-05-25
GNMA POOL 325424 7 500% 12/15/22	P	1992-11-30	2010-05-25

Form 990PF Part IV - Capital Gains and Losses for Tax on Investment Income - Columns e - h

(e) Gross sales price	(f) Depreciation allowed (or allowable)	(g) Cost or other basis plus expense of sale	(h) Gain or (loss) (e) plus (f) minus (g)
8,756		8,008	748
103,998		99,597	4,401
2,937		2,970	-33
9,056		9,354	-298
3,504		3,506	-2
3,222		3,002	220
533		514	19
1,778		1,765	13
1,426		1,403	23
9,115		9,273	-158
1,665		1,612	53
242		249	-7
142,834		135,650	7,184
161,000		173,236	-12,236
1,236		1,293	-57
70,731		67,107	3,624
345		410	-65
1,419		1,503	-84
142,834		135,650	7,184
44,004		41,446	2,558
102,072		96,907	5,165
29,009		26,814	2,195
39,083		36,083	3,000
48,666		45,100	3,566
7,257		6,876	381
17,941		16,689	1,252
2,486		2,634	-148
3,775		3,560	215
11,729		10,333	1,396
4,067		3,891	176

Form 990PF Part IV - Capital Gains and Losses for Tax on Investment Income - Columns i - l

Complete only for assets showing gain in column (h) and owned by the foundation on 12/31/69			(l) Gains (Col (h) gain minus col (k), but not less than -0-) or Losses (from col (h))
(i) FM V as of 12/31/69	(j) Adjusted basis as of 12/31/69	(k) Excess of col (i) over col (j), if any	
			748
			4,401
			-33
			-298
			-2
			220
			19
			13
			23
			-158
			53
			-7
			7,184
			-12,236
			-57
			3,624
			-65
			-84
			7,184
			2,558
			5,165
			2,195
			3,000
			3,566
			381
			1,252
			-148
			215
			1,396
			176

Form 990PF Part IV - Capital Gains and Losses for Tax on Investment Income - Columns a - d

(a) List and describe the kind(s) of property sold (e g , real estate, 2-story brick warehouse, or common stock, 200 shs MLC Co)	(b) How acquired P—Purchase D—Donation	(c) Date acquired (mo , day, yr)	(d) Date sold (mo , day, yr)
GNMA POOL 326201 7 500% 1/15/23	P	1992-12-18	2010-05-25
GNMA POOL 332476 6 500% 6/15/23	P	1993-06-25	2010-05-25
GNMA POOL 335054 6 500% 11/15/23	P	1993-10-25	2010-05-25
GNMA POOL 340786 6 500% 5/15/23	P	1993-04-23	2010-05-25
FHLMC POOL G12818 6 000% 10/01/22	P	2008-05-07	2010-05-25
US TREASURY NOTE 1 125% 1/15/12	P	2009-04-16	2010-05-25
US TREASURY NOTE 1 125% 1/15/12	P	2009-05-04	2010-05-25
US TREASURY NOTE 4 000% 8/15/18	P	2008-10-30	2010-05-25
U S TREASURY NOTES 4 750% 5/15/14	P	2005-03-28	2010-05-25
US TREASURY NOTE 1 125% 12/15/11	P	2009-02-05	2010-05-25
US TREASURY NOTE 3 750% 11/15/18	P	2008-12-30	2010-05-25
US TREASURY NOTE 3 750% 11/15/18	P	2009-03-17	2010-05-25
US TREASURY NOTE 4 625% 7/31/12	P	2008-10-30	2010-05-25
FNMA POOL 947408 6 000% 10/01/22	P	2008-05-07	2010-05-25
FNMA POOL 796970 6 000% 10/01/34	P	2005-01-27	2010-05-25
MORGAN STANLEY CAPIT 5 610% 4/15/49	P	2007-09-19	2010-05-25
FHLMC POOL A41394 5 000% 1/01/36	P	2008-07-02	2010-05-25
FNMA POOL 865171 5 500% 2/01/36	P	2006-01-25	2010-05-25
FHLMC POOL G08015 5 500% 10/01/34	P	2004-10-22	2010-05-25
FNMA POOL 844809 5 000% 11/01/35	P	2006-06-22	2010-05-25
FHLMC POOL A50327 6 000% 7/01/36	P	2006-07-20	2010-05-25
FNMA POOL 881442 5 500% 4/01/36	P	2006-05-01	2010-05-25
GNMA POOL 225433 10 000% 7/15/17	P	1987-12-11	2010-05-26
GNMA POOL 228012 10 000% 9/15/17	P	1987-11-12	2010-05-26
GNMA POOL 162841 9 000% 10/15/16	P	1988-03-04	2010-05-26
US TREASURY NOTE 4 000% 2/15/15	P	2006-08-17	2010-05-26
US TREASURY NOTE 4 000% 2/15/15	P	2007-12-26	2010-05-26
FED NATL MTG ASSN 4 625% 10/15/13	P	2007-03-22	2010-05-26
FED HOME LN BK 4 500% 9/16/13	P	2006-03-30	2010-05-26
US TREASURY NOTE 2 750% 2/15/19	P	2009-05-04	2010-05-26

Form 990PF Part IV - Capital Gains and Losses for Tax on Investment Income - Columns e - h

(e) Gross sales price	(f) Depreciation allowed (or allowable)	(g) Cost or other basis plus expense of sale	(h) Gain or (loss) (e) plus (f) minus (g)
30,509		27,569	2,940
6,450		6,123	327
12,872		12,264	608
23,442		21,660	1,782
36,685		35,658	1,027
65,523		64,944	579
45,362		44,907	455
26,999		25,183	1,816
33,683		30,267	3,416
50,389		49,867	522
15,855		17,154	-1,299
31,711		32,077	-366
54,199		54,508	-309
53,522		51,476	2,046
33,972		32,758	1,214
86,700		85,508	1,192
65,330		59,576	5,754
102,360		95,602	6,758
94,214		90,473	3,741
143,354		127,656	15,698
79,114		72,824	6,290
133,986		121,655	12,331
2,022		2,082	-60
2,884		2,977	-93
1,256		1,361	-105
10,907		9,644	1,263
43,627		40,000	3,627
65,702		59,597	6,105
87,231		78,379	8,852
48,609		48,523	86

Form 990PF Part IV - Capital Gains and Losses for Tax on Investment Income - Columns i - l

Complete only for assets showing gain in column (h) and owned by the foundation on 12/31/69			(l) Gains (Col (h) gain minus col (k), but not less than -0-) or Losses (from col (h))
(i) FM V as of 12/31/69	(j) Adjusted basis as of 12/31/69	(k) Excess of col (i) over col (j), if any	
			2,940
			327
			608
			1,782
			1,027
			579
			455
			1,816
			3,416
			522
			-1,299
			-366
			-309
			2,046
			1,214
			1,192
			5,754
			6,758
			3,741
			15,698
			6,290
			12,331
			-60
			-93
			-105
			1,263
			3,627
			6,105
			8,852
			86

Form 990PF Part IV - Capital Gains and Losses for Tax on Investment Income - Columns a - d

(a) List and describe the kind(s) of property sold (e g , real estate, 2-story brick warehouse, or common stock, 200 shs MLC Co)	(b) How acquired P—Purchase D—Donation	(c) Date acquired (mo , day, yr)	(d) Date sold (mo , day, yr)
US TREASURY NOTE 4 750% 8/15/17	P	2007-09-25	2010-05-26
BIOGEN IDEC INC	P	2009-03-10	2010-05-26
HONEYWELL INTERNATIONAL INC	P	2008-09-18	2010-05-26
HONEYWELL INTERNATIONAL INC	P	2008-09-18	2010-05-26
JOHNSON CONTROLS INC	P	2009-04-17	2010-05-26
WELLPOINT INC	P	2003-12-30	2010-05-26
WELLPOINT INC	P	2008-09-04	2010-05-26
WELLPOINT INC	P	2004-07-28	2010-05-26
WELLPOINT INC	P	2004-07-02	2010-05-26
WELLPOINT INC	P	2003-10-13	2010-05-26
FIRSTENERGY CORP COM	P	2007-06-07	2010-05-26
SPRINT NEXTEL CORP	P	2008-05-06	2010-05-26
SPRINT NEXTEL CORP	P	2008-06-12	2010-05-26
SPRINT NEXTEL CORP	P	2008-01-10	2010-05-26
SPRINT NEXTEL CORP	P	2006-09-07	2010-05-26
SPRINT NEXTEL CORP	P	2008-06-03	2010-05-26
SPRINT NEXTEL CORP	P	2008-04-24	2010-05-26
TJX COS INC NEW	P	2009-04-07	2010-05-26
TJX COS INC NEW	P	2009-04-09	2010-05-26
DISH NETWORK CORP	P	2009-05-19	2010-05-26
DISH NETWORK CORP	P	2009-04-24	2010-05-26
UNILEVER N V - ADR	P	2007-08-21	2010-05-26
VISA INC-CLASS A SHRS	P	2008-04-24	2010-05-26
VISA INC-CLASS A SHRS	P	2008-09-16	2010-05-26
WAL MART STORES INC	P	2008-04-02	2010-05-26
JOHNSON & JOHNSON	P	2007-08-16	2010-05-26
JPMORGAN CHASE & CO	P	2004-07-02	2010-05-26
JPMORGAN CHASE & CO	P	2004-08-10	2010-05-26
JPMORGAN CHASE & CO	P	2005-01-20	2010-05-26
JPMORGAN CHASE & CO	P	2005-04-04	2010-05-26

Form 990PF Part IV - Capital Gains and Losses for Tax on Investment Income - Columns e - h

(e) Gross sales price	(f) Depreciation allowed (or allowable)	(g) Cost or other basis plus expense of sale	(h) Gain or (loss) (e) plus (f) minus (g)
39,807		35,394	4,413
15,173		14,413	760
9,090		8,986	104
5,531		5,468	63
23,125		14,194	8,931
7,722		5,548	2,174
6,589		6,616	-27
5,148		4,030	1,118
4,633		3,965	668
20,592		14,754	5,838
27,143		50,514	-23,371
13,486		23,970	-10,484
7,015		11,544	-4,529
6,372		16,305	-9,933
2,702		8,993	-6,291
2,025		4,018	-1,993
14,178		22,292	-8,114
2,388		1,358	1,030
20,772		12,822	7,950
7,354		5,905	1,449
26,221		16,165	10,056
10,279		11,352	-1,073
17,877		17,079	798
14,898		13,319	1,579
23,840		25,882	-2,042
23,651		24,190	-539
14,041		13,925	116
5,770		5,547	223
39,046		38,215	831
14,618		12,859	1,759

Form 990PF Part IV - Capital Gains and Losses for Tax on Investment Income - Columns i - l

Complete only for assets showing gain in column (h) and owned by the foundation on 12/31/69			(l) Gains (Col (h) gain minus col (k), but not less than -0-) or Losses (from col (h))
(i) FM V as of 12/31/69	(j) Adjusted basis as of 12/31/69	(k) Excess of col (i) over col (j), if any	
			4,413
			760
			104
			63
			8,931
			2,174
			-27
			1,118
			668
			5,838
			-23,371
			-10,484
			-4,529
			-9,933
			-6,291
			-1,993
			-8,114
			1,030
			7,950
			1,449
			10,056
			-1,073
			798
			1,579
			-2,042
			-539
			116
			223
			831
			1,759

Form 990PF Part IV - Capital Gains and Losses for Tax on Investment Income - Columns a - d

(a) List and describe the kind(s) of property sold (e g , real estate, 2-story brick warehouse, or common stock, 200 shs MLC Co)	(b) How acquired P—Purchase D—Donation	(c) Date acquired (mo , day, yr)	(d) Date sold (mo , day, yr)
JPMORGAN CHASE & CO	P	2007-10-15	2010-05-26
JPMORGAN CHASE & CO	P	2008-11-14	2010-05-26
JPMORGAN CHASE & CO	P	2009-05-04	2010-05-26
APPLE COMPUTER INC COM	P	2009-05-04	2010-05-26
BOEING COMPANY	P	2008-10-14	2010-05-26
"EOG RESOURCES, INC"	P	2008-03-20	2010-05-26
"EOG RESOURCES, INC"	P	2008-09-18	2010-05-26
"EOG RESOURCES, INC"	P	2008-10-29	2010-05-26
GENERAL MILLS INC	P	2008-12-15	2010-05-26
GENERAL MILLS INC	P	2008-12-15	2010-05-26
PHILIP MORRIS INTERNATIONAL IN	P	2004-08-23	2010-05-26
PHILIP MORRIS INTERNATIONAL IN	P	2004-07-02	2010-05-26
STATE STREET CORP	P	2009-04-24	2010-05-26
EVEREST RE GROUP LTD	P	2008-04-22	2010-05-26
EVEREST RE GROUP LTD	P	2008-04-24	2010-05-26
EVEREST RE GROUP LTD	P	2007-06-07	2010-05-26
EVEREST RE GROUP LTD	P	2009-01-21	2010-05-26
PRUDENTIAL FINL INC	P	2008-04-24	2010-05-26
PRUDENTIAL FINL INC	P	2008-03-13	2010-05-26
PRUDENTIAL FINL INC	P	2007-07-31	2010-05-26
STAPLES INC	P	2009-04-24	2010-05-26
SLM CORP	P	2008-03-11	2010-05-26
SLM CORP	P	2008-08-22	2010-05-26
INVESCO LIMITED	P	2008-03-20	2010-05-26
INVESCO LIMITED	P	2008-02-22	2010-05-26
INVESCO LIMITED	P	2008-07-18	2010-05-26
TRAVELERS COS INC	P	2008-07-11	2010-05-26
TRAVELERS COS INC	P	2009-01-21	2010-05-26
VIACOM INC NEW	P	2008-10-16	2010-05-26
DOW CHEMICAL CO	P	2009-05-08	2010-05-26

Form 990PF Part IV - Capital Gains and Losses for Tax on Investment Income - Columns e - h

(e) Gross sales price	(f) Depreciation allowed (or allowable)	(g) Cost or other basis plus expense of sale	(h) Gain or (loss) (e) plus (f) minus (g)
2,385		2,883	-498
11,656		10,978	678
10,233		8,993	1,240
17,938		9,345	8,593
14,976		10,647	4,329
3,701		4,083	-382
8,102		7,122	980
11,803		8,430	3,373
4,050		3,419	631
924		780	144
4,425		2,586	1,839
15,443		9,235	6,208
14,519		13,529	990
10,160		12,797	-2,637
8,708		10,966	-2,258
871		1,259	-388
12,700		12,075	625
7,996		10,493	-2,497
5,712		7,004	-1,292
2,685		4,298	-1,613
6,233		6,368	-135
2,305		3,582	-1,277
18,911		23,578	-4,667
8,822		11,493	-2,671
676		925	-249
17,456		21,305	-3,849
7,865		7,076	789
23,789		19,164	4,625
23,535		12,518	11,017
31,586		20,352	11,234

Form 990PF Part IV - Capital Gains and Losses for Tax on Investment Income - Columns i - l

Complete only for assets showing gain in column (h) and owned by the foundation on 12/31/69			(l) Gains (Col (h) gain minus col (k), but not less than -0-) or Losses (from col (h))
(i) F M V as of 12/31/69	(j) Adjusted basis as of 12/31/69	(k) Excess of col (i) over col (j), if any	
			-498
			678
			1,240
			8,593
			4,329
			-382
			980
			3,373
			631
			144
			1,839
			6,208
			990
			-2,637
			-2,258
			-388
			625
			-2,497
			-1,292
			-1,613
			-135
			-1,277
			-4,667
			-2,671
			-249
			-3,849
			789
			4,625
			11,017
			11,234

Form 990PF Part IV - Capital Gains and Losses for Tax on Investment Income - Columns a - d

(a) List and describe the kind(s) of property sold (e g , real estate, 2-story brick warehouse, or common stock, 200 shs MLC Co)	(b) How acquired P—Purchase D—Donation	(c) Date acquired (mo , day, yr)	(d) Date sold (mo , day, yr)
ENTERGY CORP NEW COM	P	2007-06-07	2010-05-26
BANK AMER CORP	P	2009-05-07	2010-05-26
AMERICAN ELECTRIC POWER CO INC	P	2009-04-07	2010-05-26
BIOGEN IDEC INC	P	2009-01-21	2010-05-26
GNMA POOL 002783 7 000% 7/20/29	P	1999-07-09	2010-05-26
AMAZON COM INC	P	2009-05-04	2010-06-01
PHILIP MORRIS INTERNATIONAL IN	P	2008-07-01	2010-06-01
FREEPORT-MCMORAN COPPER & GOLD INC	P	2008-12-10	2010-06-01
EXPRESS SCRIPTS INC COMMON STOCK	P	2009-05-04	2010-06-01
AFLAC INC	P	2009-05-08	2010-06-01
GOOGLE INC	P	2009-05-04	2010-06-01
INTEL CORP	P	2009-05-12	2010-06-01
INTEL CORP	P	2009-05-06	2010-06-01
OCCIDENTAL PETE CORP	P	2007-07-16	2010-06-01
APPLE COMPUTER INC COM	P	2009-05-04	2010-06-01
PHILIP MORRIS INTERNATIONAL IN	P	2009-02-05	2010-06-01
PHILIP MORRIS INTERNATIONAL IN	P	2008-10-10	2010-06-01
PHILIP MORRIS INTERNATIONAL IN	P	2008-10-02	2010-06-01
PHILIP MORRIS INTERNATIONAL IN	P	2008-02-20	2010-06-01
PHILIP MORRIS INTERNATIONAL IN	P	2009-01-06	2010-06-01
FREEPORT-MCMORAN COPPER & GOLD INC	P	2009-04-30	2010-06-01
JOHNSON & JOHNSON	P	2007-08-16	2010-06-09
CAPITAL ONE PRIME AU 4 940% 7/15/12	P	2007-02-08	2010-06-15
GNMA POOL 066599 11 500% 4/15/13	P	1985-06-10	2010-06-15
GNMA POOL 291635 10 000% 8/15/20	P	1990-10-18	2010-06-15
GNMA POOL 296654 10 000% 11/15/20	P	1990-10-18	2010-06-15
GNMA POOL 296654 10 000% 11/15/20	P	1992-02-15	2010-06-15
GNMA POOL 367466 8 000% 9/15/24	P	1994-08-18	2010-06-15
NATIONAL GRID PLC ADR	P	2001-01-01	2010-06-22
EMERSON ELECTRIC CO	P	2009-03-19	2010-07-01

Form 990PF Part IV - Capital Gains and Losses for Tax on Investment Income - Columns e - h

(e) Gross sales price	(f) Depreciation allowed (or allowable)	(g) Cost or other basis plus expense of sale	(h) Gain or (loss) (e) plus (f) minus (g)
42,026		59,670	-17,644
11,798		10,980	818
16,014		13,404	2,610
9,200		9,475	-275
5,165		5,056	109
376		244	132
16,702		18,564	-1,862
13,273		4,401	8,872
32,518		20,134	12,384
395		315	80
6,351		5,222	1,129
20,824		14,738	6,086
22,070		16,509	5,561
17,004		12,753	4,251
9,780		4,802	4,978
10,883		9,124	1,759
9,994		8,869	1,125
8,484		9,522	-1,038
6,174		7,054	-880
2,710		2,647	63
19,944		12,450	7,494
16,134		16,884	-750
1,944		1,934	10
1		1	0
8		8	0
8		8	0
1		1	0
74		73	1
417			417
22,855		14,807	8,048

Form 990PF Part IV - Capital Gains and Losses for Tax on Investment Income - Columns i - l

Complete only for assets showing gain in column (h) and owned by the foundation on 12/31/69			(l) Gains (Col (h) gain minus col (k), but not less than -0-) or Losses (from col (h))
(i) FM V as of 12/31/69	(j) Adjusted basis as of 12/31/69	(k) Excess of col (i) over col (j), if any	
			-17,644
			818
			2,610
			-275
			109
			132
			-1,862
			8,872
			12,384
			80
			1,129
			6,086
			5,561
			4,251
			4,978
			1,759
			1,125
			-1,038
			-880
			63
			7,494
			-750
			10
			0
			0
			0
			0
			1
			417
			8,048

Form 990PF Part IV - Capital Gains and Losses for Tax on Investment Income - Columns a - d

(a) List and describe the kind(s) of property sold (e g , real estate, 2-story brick warehouse, or common stock, 200 shs MLC Co)	(b) How acquired P—Purchase D—Donation	(c) Date acquired (mo , day, yr)	(d) Date sold (mo , day, yr)
T ROWE PRICE REAL ESTATE FD 122	P	2008-09-12	2010-07-02
DELAWARE POOLED TR INTL EQUITY 31	P	2003-12-22	2010-07-02
DELAWARE POOLED TR INTL EQUITY 31	P	2005-01-19	2010-07-02
VANGUARD INFLAT PROTECT SEC FD 119	P	2009-02-10	2010-07-02
EVERGREEN INTL BOND FUND-IN 4705	P	2008-06-26	2010-07-02
ARTIO INTERNATIONAL EQ FD II 1529	P	2007-08-31	2010-07-02
T ROWE PRICE REAL ESTATE FD 122	P	2008-05-06	2010-07-02
BANK OF NEW YORK MEL 4 950% 11/01/12	P	2008-12-08	2010-07-08
JPMORGAN CHASE & CO 4 750% 5/01/13	P	2009-03-17	2010-07-08
PEPSI BOTTLING GROUP 6 950% 3/15/14	P	2008-10-22	2010-07-08
UNITED TECHNOLOGIES 4 875% 5/01/15	P	2007-12-13	2010-07-08
DEERE & CO 6 950% 4/25/14	P	2006-02-24	2010-07-08
MARATHON OIL CORP 6 000% 10/01/17	P	2008-02-08	2010-07-08
PACIFIC GAS & ELECTR 4 800% 3/01/14	P	2007-07-25	2010-07-08
XTO ENERGY INC 6 500% 12/15/18	P	2008-08-06	2010-07-08
IBM CORPORATION 4 750% 11/29/12	P	2009-01-12	2010-07-08
EMERSON ELECTRIC 4 500% 5/01/13	P	2004-11-05	2010-07-08
NORTHROP GRUMMAN COR 7 125% 2/15/11	P	2007-07-25	2010-07-08
TARGET CORP 5 875% 3/01/12	P	2004-09-23	2010-07-08
BANK OF AMERICA CORP 5 375% 6/15/14	P	2004-11-16	2010-07-08
ABBOTT LABORATORIES 5 875% 5/15/16	P	2007-12-11	2010-07-08
GOLDMAN SACHS GROUP 5 150% 1/15/14	P	2004-09-28	2010-07-08
HOME DEPOT INC 5 400% 3/01/16	P	2008-03-25	2010-07-08
DEVON ENERGY CORPORA 5 625% 1/15/14	P	2009-01-14	2010-07-08
SBC COMMUNICATIONS 5 625% 6/15/16	P	2007-09-26	2010-07-08
CAPITAL ONE PRIME AU 4 940% 7/15/12	P	2007-02-08	2010-07-15
GNMA POOL 066599 11 500% 4/15/13	P	1985-06-10	2010-07-15
GNMA POOL 296654 10 000% 11/15/20	P	1992-02-15	2010-07-15
GNMA POOL 296654 10 000% 11/15/20	P	1990-10-18	2010-07-15
GNMA POOL 291635 10 000% 8/15/20	P	1990-10-18	2010-07-15

Form 990PF Part IV - Capital Gains and Losses for Tax on Investment Income - Columns e - h

(e) Gross sales price	(f) Depreciation allowed (or allowable)	(g) Cost or other basis plus expense of sale	(h) Gain or (loss) (e) plus (f) minus (g)
540,323		739,263	-198,940
255,157		350,000	-94,843
304,009		497,689	-193,680
868,861		800,000	68,861
381,645		400,000	-18,355
753,931		1,200,000	-446,069
532,450		789,420	-256,970
108,297		100,082	8,215
96,402		87,623	8,779
93,889		79,834	14,055
100,559		88,888	11,671
106,054		100,101	5,953
18,477		17,469	1,008
27,014		23,823	3,191
54,432		44,887	9,545
81,338		79,211	2,127
107,888		99,789	8,099
10,315		10,529	-214
16,158		16,454	-296
105,287		104,383	904
58,227		51,837	6,390
84,158		81,078	3,080
77,085		66,310	10,775
71,711		66,527	5,184
112,612		99,096	13,516
1,916		1,906	10
1		1	0
1		1	0
8		9	-1
8		8	0

Form 990PF Part IV - Capital Gains and Losses for Tax on Investment Income - Columns i - l

Complete only for assets showing gain in column (h) and owned by the foundation on 12/31/69			(l) Gains (Col (h) gain minus col (k), but not less than -0-) or Losses (from col (h))
(i) FM V as of 12/31/69	(j) Adjusted basis as of 12/31/69	(k) Excess of col (i) over col (j), if any	
			-198,940
			-94,843
			-193,680
			68,861
			-18,355
			-446,069
			-256,970
			8,215
			8,779
			14,055
			11,671
			5,953
			1,008
			3,191
			9,545
			2,127
			8,099
			-214
			-296
			904
			6,390
			3,080
			10,775
			5,184
			13,516
			10
			0
			0
			-1
			0

Form 990PF Part IV - Capital Gains and Losses for Tax on Investment Income - Columns a - d

(a) List and describe the kind(s) of property sold (e g , real estate, 2-story brick warehouse, or common stock, 200 shs MLC Co)	(b) How acquired P—Purchase D—Donation	(c) Date acquired (mo , day, yr)	(d) Date sold (mo , day, yr)
WAL MART STORES INC	P	2008-04-02	2010-07-30
Capital Gains Dividends	P		

Form 990PF Part IV - Capital Gains and Losses for Tax on Investment Income - Columns e - h

(e) Gross sales price	(f) Depreciation allowed (or allowable)	(g) Cost or other basis plus expense of sale	(h) Gain or (loss) (e) plus (f) minus (g)
3,407		3,651	-244
28,110			28,110


Form 990PF Part IV - Capital Gains and Losses for Tax on Investment Income - Columns i - l

Complete only for assets showing gain in column (h) and owned by the foundation on 12/31/69			(l) Gains (Col (h) gain minus col (k), but not less than -0-) or Losses (from col (h))
(i) F M V as of 12/31/69	(j) Adjusted basis as of 12/31/69	(k) Excess of col (i) over col (j), if any	
			-244
			28,110

Form 990PF Part XV Line 3 - Grants and Contributions Paid During the Year or Approved for Future Payment

Recipient	If recipient is an individual, show any relationship to any foundation manager or substantial contributor	Foundation status of recipient	Purpose of grant or contribution	Amount
Name and address (home or business)				
a Paid during the year				
AD COUNCIL OF ROCHESTER274 N GOODMAN STREET SUITE B269 ROCHESTER, NY 14607	NONE	PUBLIC CHARITY	EDUCATION	10,000
AL SIGL COMMUNITY OF AGENCIES1000 ELMWOOD AVENUE ROCHESTER, NY 14620	NONE	PUBLIC CHARITY	PUBLIC WELFARE	10,000
BOCA RATON COMMUNITY HOSPITAL745 MEADOWS ROAD BOCA RATON, FL 33486	NONE	PUBLIC CHARITY	MEDICAL	25,000
CHILDREN'S PLACE HOME SAFE 2840 SIXTH AVENUE SOUTH LAKE WORTH, FL 33461	NONE	PUBLIC CHARITY	PUBLIC WELFARE	185,000
DADE COMMUNITY FOUNDATION 200 SOUTH BISCAYNE BLVD SUITE 505 MIAMI, FL 33131	NONE	PUBLIC CHARITY	PUBLIC WELFARE	2,500
DAILY BREAD FOOD BANK426 CALAREMORE DRIVE WEST PALM BEACH, FL 33401	NONE	PUBLIC CHARITY	PUBLIC WELFARE	10,000
DEERFIELD ACADEMYP O BOX 87 DEERFIELD, MA 01342	NONE	PUBLIC CHARITY	EDUCATION	10,000
FOOD FOR THE POOR6401 LYONS ROAD COCONUT CREEK, FL 33073	NONE	PUBLIC CHARITY	PUBLIC WELFARE	40,000
FRIENDS OF ABUSED CHILDREN 222 LAKEVIEW AVENUE SUITE 160-209 WEST PALM BEACH, FL 33401	NONE	PUBLIC CHARITY	PUBLIC WELFARE	1,000
GEORGE EASTMAN HOUSE900 EAST AVENUE ROCHESTER, NY 14607	NONE	PUBLIC CHARITY	EDUCATION	84,550
IN THE PINES INC16101 HALF MILE ROAD BUILDING G DELRAY BEACH, FL 33446	NONE	PUBLIC CHARITY	PUBLIC WELFARE	5,000
JUNIOR LEAGUE OF BOCA RATON 261 NW 13TH STREET BOCA RATON, FL 33432	NONE	PUBLIC CHARITY	PUBLIC WELFARE	20,000
SALVATION ARMY2100 PALM BEACH LAKES BLVD WEST PALM BEACH, FL 33409	NONE	PUBLIC CHARITY	PUBLIC WELFARE	10,000
ST AMBROSE CATHOLIC CHURCH 380 SOUTH FEDERAL HIGHWAY DEERFIELD BEACH, FL 33441	NONE	PUBLIC CHARITY	PUBLIC WELFARE	10,000
THE LORD'S PLACE2808 NORTH AUSTRALIAN AVENUE WEST PALM BEACH, FL 33407	NONE	PUBLIC CHARITY	PUBLIC WELFARE	10,000
Total  3a				3,036,647

Form 990PF Part XV Line 3 - Grants and Contributions Paid During the Year or Approved for Future Payment

Recipient	If recipient is an individual, show any relationship to any foundation manager or substantial contributor	Foundation status of recipient	Purpose of grant or contribution	Amount
Name and address (home or business)				
a Paid during the year				
UM SYLVESTER COMPREHENSIVE CANCER CENTER1475 NW 12TH AVENUE MIAMI,FL 33136	NONE	PUBLIC CHARITY	MEDICAL	2,526,597
UNITED WAY OF PALM BEACH COUNTY2600 QUANTUM BLVD BOYNTON BEACH,FL 33426	NONE	PUBLIC CHARITY	PUBLIC WELFARE	50,000
UNIVERSITY OF MIAMI GLOBAL INSTITUTE - HAITIAN RELIEF1801 NW 9TH AVENUE SUITE 470 MIAMI,FL 33136	NONE	PUBLIC CHARITY	PUBLIC WELFARE	20,000
UNIVERSITY OF MIAMI1320 S DIXIE HIGHWAY CORAL GABLES,FL 33124	NONE	PUBLIC CHARITY	PUBLIC WELFARE	2,000
YOUTH AUTOMATIVE TRAINING CENTER399 SW MARTIN LUTHER KING JR AVE DEERFIELD BEACH,FL 33441	NONE	PUBLIC CHARITY	PUBLIC WELFARE	5,000
Total  3a				3,036,647

**TY 2009 Investments Corporate
Bonds Schedule**

Name: HARCOURT M &VIRGINIA W SYLVESTER FDN INC
CO WACHOVIA BANK NA
EIN: 59-2018824

Name of Bond	End of Year Book Value	End of Year Fair Market Value
FIXED INCOME OBLIGATIONS	4,242,912	4,406,255

**TY 2009 Investments Corporate
Stock Schedule**

Name: HARCOURT M &VIRGINIA W SYLVESTER FDN INC
CO WACHOVIA BANK NA
EIN: 59-2018824

Name of Stock	End of Year Book Value	End of Year Fair Market Value
EQUITIES AND MUTUAL FUNDS	18,655,779	19,532,176

TY 2009 Investments Government Obligations Schedule

Name: HARCOURT M &VIRGINIA W SYLVESTER FDN INC
CO WACHOVIA BANK NA

EIN: 59-2018824

**US Government Securities - End of
Year Book Value:**

3,009,228

**US Government Securities - End of
Year Fair Market Value:**

3,062,457

**State & Local Government
Securities - End of Year Book
Value:**

0

**State & Local Government
Securities - End of Year Fair
Market Value:**

0

TY 2009 Investments - Other Schedule

Name: HARCOURT M &VIRGINIA W SYLVESTER FDN INC
CO WACHOVIA BANK NA
EIN: 59-2018824

Category / Item	Listed at Cost or FMV	Book Value	End of Year Fair Market Value
MONEY MARKET FUNDS	AT COST	3,537,275	3,537,275

TY 2009 Legal Fees Schedule

Name: HARCOURT M &VIRGINIA W SYLVESTER FDN INC
CO WACHOVIA BANK NA

EIN: 59-2018824

Category	Amount	Net Investment Income	Adjusted Net Income	Disbursements for Charitable Purposes
LEGAL	40,737	0		0

TY 2009 Other Decreases Schedule

Name: HARCOURT M & VIRGINIA W SYLVESTER FDN INC
CO WACHOVIA BANK NA

EIN: 59-2018824

Description	Amount
PARTNERSHIP ACTIVITY NOT RECORDED ON BOOKS	223,468
BOOK OVER TAX GAIN - PARTNERSHIP INVESTMENTS	67,823
OTHER TIMING DIFFERENCES	51,160

TY 2009 Other Expenses Schedule**Name:** HARCOURT M &VIRGINIA W SYLVESTER FDN INC

CO WACHOVIA BANK NA

EIN: 59-2018824

Description	Revenue and Expenses per Books	Net Investment Income	Adjusted Net Income	Disbursements for Charitable Purposes
OFFICE EXPENSE	3,350	0		0
FILING FEES	107	0		0
POSTAGE AND DELIVERY	324	0		0
K-1 PORTFOLIO DEDUCTIONS	48,808	48,808		0
K-1 INVESTMENT INTEREST EXPENSE	4,802	4,802		0
K-1 OTHER EXPENSES	300	0		0

TY 2009 Other Income Schedule

Name: HARCOURT M &VIRGINIA W SYLVESTER FDN INC
CO WACHOVIA BANK NA

EIN: 59-2018824

Description	Revenue And Expenses Per Books	Net Investment Income	Adjusted Net Income
WACHOVIA BANK N A -OTHER INV INCOME	9,995	9,995	9,995
K-1 PORTFOLIO INCOME	401	401	401

TY 2009 Other Professional Fees Schedule

Name: HARCOURT M &VIRGINIA W SYLVESTER FDN INC
CO WACHOVIA BANK NA

EIN: 59-2018824

Category	Amount	Net Investment Income	Adjusted Net Income	Disbursements for Charitable Purposes
INVESTMENT MGMT FEES	101,313	101,313		0

TY 2009 Taxes Schedule

Name: HARCOURT M &VIRGINIA W SYLVESTER FDN INC
CO WACHOVIA BANK NA

EIN: 59-2018824

Category	Amount	Net Investment Income	Adjusted Net Income	Disbursements for Charitable Purposes
FEDERAL TAXES	6,005	0		0
FOREIGN TAX WITHHELD FROM DIVIDENDS	472	472		0
FOREIGN TAX WITHHELD FROM K-1	117	117		0