



See a Social Security Number? Say Something!  
Report Privacy Problems to <https://public.resource.org/privacy>  
Or call the IRS Identity Theft Hotline at 1-800-908-4490



Form **990**

**Return of Organization Exempt From Income Tax**  
 Under section 501(c), 527, or 4947(a)(1) of the Internal Revenue Code (except black lung benefit trust or private foundation)

OMB No 1545-0047

**2009**

**Open to Public Inspection**

Department of the Treasury  
Internal Revenue Service

The organization may have to use a copy of this return to satisfy state reporting requirements

**A For the 2009 calendar year, or tax year beginning** 8/1/2009, **and ending** 7/31/2010

**B** Check if applicable:  
 Address change  
 Name change  
 Initial return  
 Terminated  
 Amended return  
 Application pending

**C Name of organization** LOIS E WOMER FOUNDATION  
 Doing Business As  
 Number and street (or P O box if mail is not delivered to street address) Room/suite  
 P O Box 1525  
 City or town, state or country, and ZIP + 4  
 PENNINGTON NJ 08534-1525

**D Employer identification number** 26-1674673  
**E Telephone number** (609)274-6968

**G Gross receipts \$** 2,315,744

**F Name and address of principal officer**  
 MLTC 1300 MERRILL LYNCH DR, PENNINGTON, NJ 08534

**H(a)** Is this a group return for affiliates?  Yes  No  
**H(b)** Are all affiliates included?  Yes  No  
 If "No," attach a list (see instructions)

**I Tax-exempt status**  501(c) ( 3 ) ◀ (insert no)  4947(a)(1) or  527

**J Website:** ▶ N/A **H(c) Group exemption number** ▶

**K Form of organization**  Corporation  Trust  Association  Other ▶ **L Year of formation** 2008 **M State of legal domicile** NY

**Part I Summary**

Activities & Governance	1	Briefly describe the organization's mission or most significant activities	THE FOUNDATION OPERATES EXCLUSIVELY FOR CHARITABLE, SCIENTIFIC AND/OR EDUCATIONAL PURPOSES, SPECIFICALLY FOR THE BENEFIT OF PRIMARILY PRIMATE INC, THE ELEPHANT SANCTUARY, AND BASICALLY BATS - WILDLIFE CONSERVATION SOCIETY, INC	
	2	Check this box <input type="checkbox"/> if the organization discontinued its operations or disposed of more than 25% of its net assets		
	3	Number of voting members of the governing body (Part VI, line 1a)	3	0
	4	Number of independent voting members of the governing body (Part VI, line 1b)	4	0
	5	Total number of employees (Part V, line 2a)	5	0
	6	Total number of volunteers (estimate if necessary)	6	
	7a	Total gross unrelated business revenue from Part VIII, column (C), line 12	7a	0
b	Net unrelated business taxable income from Form 990-T, line 34	7b	0	
Revenue	8	Contributions and grants (Part VIII, line 1h)	Prior Year	Current Year
	9	Program service revenue (Part VIII, line 2g)	3,673,732	335,049
	10	Investment income (Part VIII, column (A), lines 4, and 7d)		0
	11	Other revenue (Part VIII, column (A), lines 5, 6d, 8c, 9e, 10c, and 11e)	-506,694	151,515
	12	Total revenue—add lines 8 through 11 (must equal Part VIII, column (A), line 12)	3,167,038	486,564
Expenses	13	Grants and similar amounts paid (Part IX, column (A), lines 1-3)	16,259	45,988
	14	Benefits paid to or for members (Part IX, column (A), line 4)		0
	15	Salaries, other compensation, employee benefits (Part IX, column (A), lines 5-10)		0
	16a	Professional fundraising fees (Part IX, column (A), line 11a)		0
	b	Total fundraising expenses (Part IX, column (D), line 25) ▶		0
	17	Other expenses (Part IX, column (A), lines 11a-11d, 11f-24f)	6,884	46,574
	18	Total expenses Add lines 13-17 (must equal Part IX, column (A), line 25)	23,143	92,562
19	Revenue less expenses Subtract line 18 from line 12	3,143,895	394,002	
Net Assets or Fund Balances	20	Total assets (Part X, line 16)	Beginning of Current Year	End of Year
	21	Total liabilities (Part X, line 26)	3,680,111	4,067,485
	22	Net assets or fund balances Subtract line 21 from line 20	0	0

**Part II Signature Block**

Under penalties of perjury, I declare that I have examined this return, including accompanying schedules and statements, and to the best of my knowledge and belief, it is true, correct, and complete Declaration of preparer (other than officer) is based on all information of which preparer has any knowledge

**Sign Here**

Signature of officer: *Richard D.ileo* Date: 10/18/2010

RICHARD DILEO TRUSTEE  
Type or print name and title

**Paid Preparer's Use Only**

Preparer's signature: *[Signature]* Date: 12/1/2010 Check if self-employed:  Preparer's identifying number (see instructions): P00364310

Firm's name (or yours if self-employed), address, and ZIP + 4: PRICEWATERHOUSECOOPERS LLP, 600 GRANT STREET, PITTSBURGH, PA 15219 EIN: 13-4008324 Phone no: 609-274-6968

May the IRS discuss this return with the preparer shown above? (see instructions)  Yes  No

For Privacy Act and Paperwork Reduction Act Notice, see the separate instructions. (HTA)

Form 990 (2009)

*P 28E*

ENVELOPE  
POSTMARK DATE DEC 03 2010

SCANNED JAN 04 2011

**Part III Statement of Program Service Accomplishments**

1 Briefly describe the organization's mission  
THE FOUNDATION OPERATES EXCLUSIVELY FOR CHARITABLE, SCIENTIFIC AND/OR EDUCATION PURPOSES,  
SPECIFICALLY FOR THE BENEFIT OF PRIMARILY PRIMATES, INC, THE ELEPHANT SANCTUARY, AND BASICALLY BATS -  
WILDLIFE CONSERVATION SOCIETY, INC

2 Did the organization undertake any significant program services during the year which were not listed on the prior Form 990 or 990-EZ?  Yes  No  
If "Yes," describe these new services on Schedule O

3 Did the organization cease conducting, or make significant changes in how it conducts, any program services?  Yes  No  
If "Yes," describe these changes on Schedule O

4 Describe the exempt purpose achievements for each of the organization's three largest program services by expenses  
Section 501(c)(3) and 501(c)(4) organizations and section 4947(a)(1) trusts are required to report the amount of grants and allocations to others, the total expenses, and revenue, if any, for each program service reported

4a (Code ) (Expenses \$ 9,198 including grants of \$ 9,198 ) (Revenue \$ 0 )  
THE SOLE PURPOSE OF THIS TRUST IS TO SUPPORT THE BASICALLY BATS BY DISTRIBUTIONS OF NET INCOME

4b (Code ) (Expenses \$ 18,395 including grants of \$ 18,395 ) (Revenue \$ 0 )  
THE SOLE PURPOSE OF THIS TRUST IS TO SUPPORT THE ELEPHANT SANCTUARY BY DISTRIBUTIONS OF NET INCOME

4c (Code ) (Expenses \$ 18,395 including grants of \$ 18,395 ) (Revenue \$ 0 )  
THE SOLE PURPOSE OF THIS TRUST IS TO SUPPORT PRIMARILY PRIMATES BY DISTRIBUTIONS OF NET INCOME

4d Other program services (Describe in Schedule O )  
(Expenses \$ 0 including grants of \$ 0 ) (Revenue \$ 0 )

4e Total program service expenses ▶ 45,988

**Part IV Checklist of Required Schedules**

		Yes	No
1	Is the organization described in section 501(c)(3) or 4947(a)(1) (other than a private foundation)? <i>If "Yes," complete Schedule A</i>	X	
2	Is the organization required to complete Schedule B, Schedule of Contributors?		X
3	Did the organization engage in direct or indirect political campaign activities on behalf of or in opposition to candidates for public office? <i>If "Yes," complete Schedule C, Part I</i>		X
4	<b>Section 501(c)(3) organizations.</b> Did the organization engage in lobbying activities? <i>If "Yes," complete Schedule C, Part II</i>		X
5	<b>Section 501(c)(4), 501(c)(5), and 501(c)(6) organizations.</b> Is the organization subject to the section 6033(e) notice and reporting requirement and proxy tax? <i>If "Yes," complete Schedule C, Part III</i>		
6	Did the organization maintain any donor advised funds or any similar funds or accounts where donors have the right to provide advice on the distribution or investment of amounts in such funds or accounts? <i>If "Yes," complete Schedule D, Part I</i>		X
7	Did the organization receive or hold a conservation easement, including easements to preserve open space, the environment, historic land areas, or historic structures? <i>If "Yes," complete Schedule D, Part II</i>		X
8	Did the organization maintain collections of works of art, historical treasures, or other similar assets? <i>If "Yes," complete Schedule D, Part III</i>		X
9	Did the organization report an amount in Part X, line 21, serve as a custodian for amounts not listed in Part X, or provide credit counseling, debt management, credit repair, or debt negotiation services? <i>If "Yes," complete Schedule D, Part IV</i>		X
10	Did the organization, directly or through a related organization, hold assets in term, permanent, or quasi-endowments? <i>If "Yes," complete Schedule D, Part V</i>		X
11	Is the organization's answer to any of the following questions "Yes"? <i>If so, complete Schedule D, Parts VI, VII, VIII, IX, or X as applicable</i>	X	
	• Did the organization report an amount for land, buildings, and equipment in Part X, line 10? <i>If "Yes," complete Schedule D, Part VI</i>		
	• Did the organization report an amount for investments—other securities in Part X, line 12 that is 5% or more of its total assets reported in Part X, line 16? <i>If "Yes," complete Schedule D, Part VII</i>		
	• Did the organization report an amount for investments—program related in Part X, line 13 that is 5% or more of its total assets reported in Part X, line 16? <i>If "Yes," complete Schedule D, Part VIII</i>		
	• Did the organization report an amount for other assets in Part X, line 15 that is 5% or more of its total assets reported in Part X, line 16? <i>If "Yes," complete Schedule D, Part IX</i>		
	• Did the organization report an amount for other liabilities in Part X, line 25? <i>If "Yes," complete Schedule D, Part X</i>		
	• Did the organization's separate or consolidated financial statements for the tax year include a footnote that addresses the organization's liability for uncertain tax positions under FIN 48? <i>If "Yes," complete Schedule D, Part X</i>		
12	Did the organization obtain separate, independent audited financial statements for the tax year? <i>If "Yes," complete Schedule D, Parts XI, XII, and XIII</i>		X
12A	Was the organization included in consolidated, independent audited financial statements for the tax year? <i>If "Yes," completing Schedule D, Parts XI, XII, and XIII is optional</i>		
		Yes	No
			X
13	Is the organization a school described in section 170(b)(1)(A)(ii)? <i>If "Yes," complete Schedule E</i>		X
14a	Did the organization maintain an office, employees, or agents outside of the United States?		
14b	Did the organization have aggregate revenues or expenses of more than \$10,000 from grantmaking, fundraising, business, and program service activities outside the United States? <i>If "Yes," complete Schedule F, Part I</i>		X
15	Did the organization report on Part IX, column (A), line 3, more than \$5,000 of grants or assistance to any organization or entity located outside the United States? <i>If "Yes," complete Schedule F, Part II</i>		X
16	Did the organization report on Part IX, column (A), line 3, more than \$5,000 of aggregate grants or assistance to individuals located outside the United States? <i>If "Yes," complete Schedule F, Part III</i>		X
17	Did the organization report a total of more than \$15,000 of expenses for professional fundraising services on Part IX, column (A), lines 6 and 11e? <i>If "Yes," complete Schedule G, Part I</i>		X
18	Did the organization report more than \$15,000 total of fundraising event gross income and contributions on Part VIII, lines 1c and 8a? <i>If "Yes," complete Schedule G, Part II</i>		X
19	Did the organization report more than \$15,000 of gross income from gaming activities on Part VIII, line 9a? <i>If "Yes," complete Schedule G, Part III</i>		X
20	Did the organization operate one or more hospitals? <i>If "Yes," complete Schedule H</i>		X

**Part IV Checklist of Required Schedules (continued)**

	Yes	No
<b>21</b> Did the organization report more than \$5,000 of grants and other assistance to governments and organizations in the United States on Part IX, column (A), line 1? <i>If "Yes," complete Schedule I, Parts I and II</i>	X	
<b>22</b> Did the organization report more than \$5,000 of grants and other assistance to individuals in the United States on Part IX, column (A), line 2? <i>If "Yes," complete Schedule I, Parts I and III</i>		X
<b>23</b> Did the organization answer "Yes" to Part VII, Section A, line 3, 4, or 5 about compensation of the organization's current and former officers, directors, trustees, key employees, and highest compensated employees? <i>If "Yes," complete Schedule J</i>		X
<b>24a</b> Did the organization have a tax-exempt bond issue with an outstanding principal amount of more than \$100,000 as of the last day of the year, that was issued after December 31, 2002? <i>If "Yes," answer lines 24b through 24d and complete Schedule K. If "No," go to line 25</i>		X
<b>24b</b> Did the organization invest any proceeds of tax-exempt bonds beyond a temporary period exception?		
<b>24c</b> Did the organization maintain an escrow account other than a refunding escrow at any time during the year to defease any tax-exempt bonds?		
<b>24d</b> Did the organization act as an "on behalf of" issuer for bonds outstanding at any time during the year?		
<b>25a</b> <b>Section 501(c)(3) and 501(c)(4) organizations.</b> Did the organization engage in an excess benefit transaction with a disqualified person during the year? <i>If "Yes," complete Schedule L, Part I</i>		X
<b>25b</b> Is the organization aware that it engaged in an excess benefit transaction with a disqualified person in a prior year, and that the transaction has not been reported on any of the organization's prior Forms 990 or 990-EZ? <i>If "Yes," complete Schedule L, Part I</i>		X
<b>26</b> Was a loan to or by a current or former officer, director, trustee, key employee, highly compensated employee, or disqualified person outstanding as of the end of the organization's tax year? <i>If "Yes," complete Schedule L, Part II</i>		X
<b>27</b> Did the organization provide a grant or other assistance to an officer, director, trustee, key employee, substantial contributor, or a grant selection committee member, or to a person related to such an individual? <i>If "Yes," complete Schedule L, Part III</i>		X
<b>28</b> Was the organization a party to a business transaction with one of the following parties (see Schedule L, Part IV instructions for applicable filing thresholds, conditions, and exceptions)		
<b>28a</b> A current or former officer, director, trustee, or key employee? <i>If "Yes," complete Schedule L, Part IV</i>		X
<b>28b</b> A family member of a current or former officer, director, trustee, or key employee? <i>If "Yes," complete Schedule L, Part IV</i>		X
<b>28c</b> An entity of which a current or former officer, director, trustee, or key employee of the organization (or a family member) was an officer, director, trustee, or direct or indirect owner? <i>If "Yes," complete Schedule L, Part IV</i>		X
<b>29</b> Did the organization receive more than \$25,000 in non-cash contributions? <i>If "Yes," complete Schedule M</i>		X
<b>30</b> Did the organization receive contributions of art, historical treasures, or other similar assets, or qualified conservation contributions? <i>If "Yes," complete Schedule M</i>		X
<b>31</b> Did the organization liquidate, terminate, or dissolve and cease operations? <i>If "Yes," complete Schedule N, Part I</i>		X
<b>32</b> Did the organization sell, exchange, dispose of, or transfer more than 25% of its net assets? <i>If "Yes," complete Schedule N, Part II</i>		X
<b>33</b> Did the organization own 100% of an entity disregarded as separate from the organization under Regulations sections 301.7701-2 and 301.7701-3? <i>If "Yes," complete Schedule R, Part I</i>		X
<b>34</b> Was the organization related to any tax-exempt or taxable entity? <i>If "Yes," complete Schedule R, Parts II, III, IV, and V, line 1</i>		X
<b>35</b> Is any related organization a controlled entity within the meaning of section 512(b)(13)? <i>If "Yes," complete Schedule R, Part V, line 2</i>		X
<b>36</b> <b>Section 501(c)(3) organizations.</b> Did the organization make any transfers to an exempt non-charitable related organization? <i>If "Yes," complete Schedule R, Part V, line 2</i>		X
<b>37</b> Did the organization conduct more than 5% of its activities through an entity that is not a related organization and that is treated as a partnership for federal income tax purposes? <i>If "Yes," complete Schedule R, Part VI</i>		X
<b>38</b> Did the organization complete Schedule O and provide explanations in Schedule O for Part VI, lines 11 and 19? <b>Note.</b> All Form 990 filers are required to complete Schedule O	X	

**Part V Statements Regarding Other IRS Filings and Tax Compliance**

		Yes	No
1a	Enter the number reported in Box 3 of Form 1096, Annual Summary and Transmittal of U S Information Returns Enter -0- if not applicable		
	<b>1a</b>	0	
b	Enter the number of Forms W-2G included in line 1a Enter -0- if not applicable		
	<b>1b</b>	0	
c	Did the organization comply with backup withholding rules for reportable payments to vendors and reportable gaming (gambling) winnings to prize winners?		
	<b>1c</b>		
2a	Enter the number of employees reported on Form W-3, Transmittal of Wage and Tax Statements, filed for the calendar year ending with or within the year covered by this return		
	<b>2a</b>	0	
b	If at least one is reported on line 2a, did the organization file all required federal employment tax returns? <b>Note.</b> If the sum of lines 1a and 2a is greater than 250, you may be required to <i>e-file</i> this return (see instructions)		
	<b>2b</b>		
3a	Did the organization have unrelated business gross income of \$1,000 or more during the year covered by this return?		X
	<b>3a</b>		
b	If "Yes," has it filed a Form 990-T for this year? <i>If "No," provide an explanation in Schedule O</i>		
	<b>3b</b>		
4a	At any time during the calendar year, did the organization have an interest in, or a signature or other authority over, a financial account in a foreign country (such as a bank account, securities account, or other financial account)?		X
	<b>4a</b>		
b	If "Yes," enter the name of the foreign country ▶ ..... See the instructions for exceptions and filing requirements for Form TD F 90-22 1, Report of Foreign Bank and Financial Accounts		
	<b>4b</b>		
5a	Was the organization a party to a prohibited tax shelter transaction at any time during the tax year?		X
	<b>5a</b>		
b	Did any taxable party notify the organization that it was or is a party to a prohibited tax shelter transaction?		X
	<b>5b</b>		
c	If "Yes" to line 5a or 5b, did the organization file Form 8886-T, Disclosure by Tax-Exempt Entity Regarding Prohibited Tax Shelter Transaction?		
	<b>5c</b>		
6a	Does the organization have annual gross receipts that are normally greater than \$100,000, and did the organization solicit any contributions that were not tax deductible?		X
	<b>6a</b>		
b	If "Yes," did the organization include with every solicitation an express statement that such contributions or gifts were not tax deductible?		
	<b>6b</b>		
7	<b>Organizations that may receive deductible contributions under section 170(c).</b>		
a	Did the organization receive a payment in excess of \$75 made partly as a contribution and partly for goods and services provided to the payor?		X
	<b>7a</b>		
b	If "Yes," did the organization notify the donor of the value of the goods or services provided?		
	<b>7b</b>		
c	Did the organization sell, exchange, or otherwise dispose of tangible personal property for which it was required to file Form 8282?		X
	<b>7c</b>		
d	If "Yes," indicate the number of Forms 8282 filed during the year		
	<b>7d</b>		
e	Did the organization, during the year, receive any funds, directly or indirectly, to pay premiums on a personal benefit contract?		X
	<b>7e</b>		
f	Did the organization, during the year, pay premiums, directly or indirectly, on a personal benefit contract?		X
	<b>7f</b>		
g	For all contributions of qualified intellectual property, did the organization file Form 8899 as required?		
	<b>7g</b>		
h	For contributions of cars, boats, airplanes, and other vehicles, did the organization file a Form 1098-C as required?		
	<b>7h</b>		
8	<b>Sponsoring organizations maintaining donor advised funds and section 509(a)(3) supporting organizations.</b> Did the supporting organization, or a donor advised fund maintained by a sponsoring organization, have excess business holdings at any time during the year?		X
	<b>8</b>		
9	<b>Sponsoring organizations maintaining donor advised funds.</b>		
a	Did the organization make any taxable distributions under section 4966?		X
	<b>9a</b>		
b	Did the organization make a distribution to a donor, donor advisor, or related person?		X
	<b>9b</b>		
10	<b>Section 501(c)(7) organizations.</b> Enter		
a	Initiation fees and capital contributions included on Part VIII, line 12		
	<b>10a</b>		
b	Gross receipts, included on Form 990, Part VIII, line 12, for public use of club facilities		
	<b>10b</b>		
11	<b>Section 501(c)(12) organizations.</b> Enter		
a	Gross income from members or shareholders		
	<b>11a</b>		
b	Gross income from other sources (Do not net amounts due or paid to other sources against amounts due or received from them)		
	<b>11b</b>		
12a	<b>Section 4947(a)(1) non-exempt charitable trusts.</b> Is the organization filing Form 990 in lieu of Form 1041?		X
	<b>12a</b>		
b	If "Yes," enter the amount of tax-exempt interest received or accrued during the year		
	<b>12b</b>		

**Part VI Governance, Management, and Disclosure** For each "Yes" response to lines 2 through 7b below, and for a "No" response to line 8a, 8b, or 10b below, describe the circumstances, processes, or changes in Schedule O See instructions

**Section A. Governing Body and Management**

		Yes	No
1a	Enter the number of voting members of the governing body		
1b	Enter the number of voting members that are independent		
2	Did any officer, director, trustee, or key employee have a family relationship or a business relationship with any other officer, director, trustee, or key employee?		X
3	Did the organization delegate control over management duties customarily performed by or under the direct supervision of officers, directors or trustees, or key employees to a management company or other person?		X
4	Did the organization make any significant changes to its organizational documents since the prior Form 990 was filed?		X
5	Did the organization become aware during the year of a material diversion of the organization's assets?		X
6	Does the organization have members or stockholders?		X
7a	Does the organization have members, stockholders, or other persons who may elect one or more members of the governing body?		X
7b	Are any decisions of the governing body subject to approval by members, stockholders, or other persons?		X
8	Did the organization contemporaneously document the meetings held or written actions undertaken during the year by the following		
8a	a The governing body?	X	
8b	b Each committee with authority to act on behalf of the governing body?	X	
9a	Is there any officer, director, trustee, or key employee listed in Part VII, Section A, who cannot be reached at the organization's mailing address? If "Yes," provide the names and addresses in Schedule O		X

**Section B. Policies** (This Section B requests information about policies not required by the Internal Revenue Code)

		Yes	No
10a	Does the organization have local chapters, branches, or affiliates?		X
10b	b If "Yes," does the organization have written policies and procedures governing the activities of such chapters, affiliates, and branches to ensure their operations are consistent with those of the organization?		
11	Has the organization provided a copy of this Form 990 to all members of its governing body before filing the form?	X	
12a	11A Describe in Schedule O the process, if any, used by the organization to review this Form 990		X
12b	12a Does the organization have a written conflict of interest policy? If "No," go to line 13		X
12c	b Are officers, directors or trustees, and key employees required to disclose annually interests that could give rise to conflicts?		X
13	c Does the organization regularly and consistently monitor and enforce compliance with the policy? If "Yes," describe in Schedule O how this is done		X
14	13 Does the organization have a written whistleblower policy?		X
15a	14 Does the organization have a written document retention and destruction policy?		X
15b	15 Did the process for determining compensation of the following persons include a review and approval by independent persons, comparability data, and contemporaneous substantiation of the deliberation and decision?		
16a	a The organization's CEO, Executive Director, or top management official		X
16b	b Other officers or key employees of the organization		X
	If "Yes" to line 15a or 15b, describe the process in Schedule O (See instructions)		
16a	16a Did the organization invest in, contribute assets to, or participate in a joint venture or similar arrangement with a taxable entity during the year?		X
16b	b If "Yes," has the organization adopted a written policy or procedure requiring the organization to evaluate its participation in joint venture arrangements under applicable federal tax law, and taken steps to safeguard the organization's exempt status with respect to such arrangements?		

**Section C. Disclosure**

- 17 List the states with which a copy of this Form 990 is required to be filed  NY
- 18 Section 6104 requires an organization to make its Forms 1023 (or 1024 if applicable), 990, and 990-T (501(c)(3)s only) available for public inspection. Indicate how you make these available. Check all that apply  
 Own website  Another's website  Upon request
- 19 Describe in Schedule O whether (and if so, how), the organization makes its governing documents, conflict of interest policy, and financial statements available to the public
- 20 State the name, physical address, and telephone number of the person who possesses the books and records of the organization  MLTC, A DIVISION OF BANK OF AMERICA, N.A.  
 1300 MERRILL LYNCH DRIVE, PENNINGTON, NJ 08534





<b>Part VIII Statement of Revenue</b>		(A) Total revenue	(B) Related or exempt function revenue	(C) Unrelated business revenue	(D) Revenue excluded from tax under sections 512, 513, or 514	
<b>Contributions, gifts, grants and other similar amounts</b>	<b>1a</b> Federated campaigns	<b>1a</b> 0				
	<b>b</b> Membership dues	<b>1b</b> 0				
	<b>c</b> Fundraising events	<b>1c</b> 0				
	<b>d</b> Related organizations	<b>1d</b> 0				
	<b>e</b> Government grants (contributions)	<b>1e</b> 0				
	<b>f</b> All other contributions, gifts, grants, and similar amounts not included above	<b>1f</b> 335,049				
	<b>g</b> Noncash contributions included in lines 1a-1f \$	0				
	<b>h Total.</b> Add lines 1a-1f	▶ 335,049				
	<b>Program Service Revenue</b>	<b>2a</b> _____	<b>Business Code</b>	0		
<b>b</b> _____			0			
<b>c</b> _____			0			
<b>d</b> _____			0			
<b>e</b> _____			0			
<b>f</b> All other program service revenue			0			
<b>g Total.</b> Add lines 2a-2f		▶ 0				
<b>Other Revenue</b>	<b>3</b> Investment income (including dividends, interest, and other similar amounts)	▶ 94,147				
	<b>4</b> Income from investment of tax-exempt bond proceeds	▶ 0				
	<b>5</b> Royalties	▶ 0				
	<b>6a</b> Gross Rents	(i) Real				
		(ii) Personal				
		<b>b</b> Less rental expenses				
		<b>c</b> Rental income or (loss)	0	0		
	<b>d</b> Net rental income or (loss)	▶ 0				
	<b>7a</b> Gross amount from sales of assets other than inventory	(i) Securities	1,886,548	(ii) Other	0	
		<b>b</b> Less cost or other basis and sales expenses	1,829,180	0		
		<b>c</b> Gain or (loss)	57,368	0		
		<b>d</b> Net gain or (loss)	▶ 57,368			
	<b>8a</b> Gross income from fundraising events (not including \$ _____ of contributions reported on line 1c) See Part IV, line 18	<b>a</b>	0			
		<b>b</b> Less direct expenses	0			
		<b>c</b> Net income or (loss) from fundraising events	▶ 0			
	<b>9a</b> Gross income from gaming activities See Part IV, line 19	<b>a</b>	0			
		<b>b</b> Less direct expenses	0			
		<b>c</b> Net income or (loss) from gaming activities	▶ 0			
	<b>10a</b> Gross sales of inventory, less returns and allowances	<b>a</b>	0			
		<b>b</b> Less cost of goods sold	0			
<b>c</b> Net income or (loss) from sales of inventory		▶ 0				
<b>Miscellaneous Revenue</b>		<b>Business Code</b>				
<b>11a</b> _____		0				
	<b>b</b> _____	0				
	<b>c</b> _____	0				
	<b>d</b> All other revenue	0				
	<b>e Total.</b> Add lines 11a-11d	▶ 0				
<b>12 Total revenue.</b> See instructions	▶ 486,564	0	0	0		

**Part IX Statement of Functional Expenses**

Section 501(c)(3) and 501(c)(4) organizations must complete all columns.

All other organizations must complete column (A) but are not required to complete columns (B), (C), and (D).

<i>Do not include amounts reported on lines 6b, 7b, 8b, 9b, and 10b of Part VIII.</i>	(A) Total expenses	(B) Program service expenses	(C) Management and general expenses	(D) Fundraising expenses
1 Grants and other assistance to governments and organizations in the U S See Part IV, line 21	45,988	45,988		
2 Grants and other assistance to individuals in the U S See Part IV, line 22	0			
3 Grants and other assistance to governments, organizations, and individuals outside the U S See Part IV, lines 15 and 16	0			
4 Benefits paid to or for members	0			
5 Compensation of current officers, directors, trustees, and key employees	0			
6 Compensation not included above, to disqualified persons (as defined under section 4958(f)(1)) and persons described in section 4958(c)(3)(B)	0			
7 Other salaries and wages	0			
8 Pension plan contributions (include section 401(k) and section 403(b) employer contributions)	0			
9 Other employee benefits	0			
10 Payroll taxes	0			
11 Fees for services (non-employees)				
a Management	0			
b Legal	0			
c Accounting	0			
d Lobbying	0			
e Professional fundraising services See Part IV, line 17	0			
f Investment management fees	0			
g Other	0			
12 Advertising and promotion	0			
13 Office expenses	0			
14 Information technology	0			
15 Royalties	0			
16 Occupancy	0			
17 Travel	0			
18 Payments of travel or entertainment expenses for any federal, state, or local public officials	0			
19 Conferences, conventions, and meetings	0			
20 Interest	0			
21 Payments to affiliates	0			
22 Depreciation, depletion, and amortization	0	0	0	0
23 Insurance	0			
24 Other expenses Itemize expenses not covered above (Expenses grouped together and labeled miscellaneous may not exceed 5% of total expenses shown on line 25 below )				
a MERRILL LYNCH TRUSTEE FEES	46,574	0	46,574	0
b -----	0			
c -----	0			
d -----	0			
e -----	0			
f All other expenses	0			
<b>25 Total functional expenses. Add lines 1 through 24f</b>	<b>92,562</b>	<b>45,988</b>	<b>46,574</b>	<b>0</b>
26 <b>Joint costs.</b> Check here <input type="checkbox"/> if following SOP 98-2 Complete this line only if the organization reported in column (B) joint costs from a combined educational campaign and fundraising solicitation				

<b>Part X Balance Sheet</b>		(A) Beginning of year		(B) End of year	
<b>Assets</b>	1 Cash—non-interest-bearing	533	1	1	
	2 Savings and temporary cash investments	65,182	2	179,660	
	3 Pledges and grants receivable, net	0	3	0	
	4 Accounts receivable, net	0	4	0	
	5 Receivables from current and former officers, directors, trustees, key employees, and highest compensated employees Complete Part II of Schedule L			5	
	6 Receivables from other disqualified persons (as defined under section 4958(f)(1)) and persons described in section 4958(c)(3)(B) Complete Part II of Schedule L			6	
	7 Notes and loans receivable, net	0	7	0	
	8 Inventories for sale or use			8	0
	9 Prepaid expenses and deferred charges			9	0
	10a Land, buildings, and equipment cost or other basis Complete Part VI of Schedule D	0			
	10b Less accumulated depreciation	0	0	10c	0
	11 Investments—publicly traded securities	3,505,539	11		3,883,878
	12 Investments—other securities See Part IV, line 11	0	12		0
	13 Investments—program-related See Part IV, line 11	0	13		0
	14 Intangible assets	0	14		0
	15 Other assets See Part IV, line 11	108,857	15		3,946
16 <b>Total assets.</b> Add lines 1 through 15 (must equal line 34)	3,680,111	16		4,067,485	
<b>Liabilities</b>	17 Accounts payable and accrued expenses		17	0	
	18 Grants payable		18		
	19 Deferred revenue		19	0	
	20 Tax-exempt bond liabilities		20		
	21 Escrow or custodial account liability Complete Part IV of Schedule D		21		
	22 Payables to current and former officers, directors, trustees, key employees, highest compensated employees, and disqualified persons Complete Part II of Schedule L		22		
	23 Secured mortgages and notes payable to unrelated third parties	0	23		0
	24 Unsecured notes and loans payable to unrelated third parties	0	24		0
	25 Other liabilities Complete Part X of Schedule D	0	25		0
	26 <b>Total liabilities.</b> Add lines 17 through 25	0	26		0
<b>Net Assets or Fund Balances</b>	<b>Organizations that follow SFAS 117, check here <input type="checkbox"/> and complete lines 27 through 29, and lines 33 and 34.</b>				
	27 Unrestricted net assets		27		
	28 Temporarily restricted net assets		28		
	29 Permanently restricted net assets		29		
	<b>Organizations that do not follow SFAS 117, check here <input checked="" type="checkbox"/> and complete lines 30 through 34.</b>				
	30 Capital stock or trust principal, or current funds	3,680,111	30		4,067,485
	31 Paid-in or capital surplus, or land, building, or equipment fund		31		
	32 Retained earnings, endowment, accumulated income, or other funds		32		
33 Total net assets or fund balances	3,680,111	33		4,067,485	
34 Total liabilities and net assets/fund balances	3,680,111	34		4,067,485	

**Part XI Financial Statements and Reporting**

- 1 Accounting method used to prepare the Form 990  Cash  Accrual  Other \_\_\_\_\_  
 If the organization changed its method of accounting from a prior year or checked "Other," explain in Schedule O
- 2a Were the organization's financial statements compiled or reviewed by an independent accountant?
- b Were the organization's financial statements audited by an independent accountant?
- c If "Yes" to line 2a or 2b, does the organization have a committee that assumes responsibility for oversight of the audit, review, or compilation of its financial statements and selection of an independent accountant?  
 If the organization changed either its oversight process or selection process during the tax year, explain in Schedule O
- d If "Yes" to line 2a or 2b, check a box below to indicate whether the financial statements for the year were issued on a consolidated basis, separate basis, or both  
 Separate basis  Consolidated basis  Both consolidated and separate basis
- 3a As a result of a federal award, was the organization required to undergo an audit or audits as set forth in the Single Audit Act and OMB Circular A-133?
- b If "Yes," did the organization undergo the required audit or audits? If the organization did not undergo the required audit or audits, explain why in Schedule O and describe any steps taken to undergo such audits

	Yes	No
<b>2a</b>		X
<b>2b</b>		X
<b>2c</b>		
<b>3a</b>		X
<b>3b</b>		

**SCHEDULE A**  
**(Form 990 or 990-EZ)**

**Public Charity Status and Public Support**

OMB No 1545-0047

**2009**

**Open to Public Inspection**

Complete if the organization is a section 501(c)(3) organization or a section 4947(a)(1) nonexempt charitable trust.

▶ Attach to Form 990 or Form 990-EZ. ▶ See separate instructions.

Department of the Treasury  
Internal Revenue Service

Name of the organization  
**LOIS E WOMER FOUNDATION**

Employer identification number  
**26-1674673**

**Part I Reason for Public Charity Status** (All organizations must complete this part ) See instructions

The organization is not a private foundation because it is (For lines 1 through 11, check only one box )

- 1  A church, convention of churches, or association of churches described in **section 170(b)(1)(A)(i)**.
- 2  A school described in **section 170(b)(1)(A)(ii)**. (Attach Schedule E )
- 3  A hospital or a cooperative hospital service organization described in **section 170(b)(1)(A)(iii)**.
- 4  A medical research organization operated in conjunction with a hospital described in **section 170(b)(1)(A)(iii)**. Enter the hospital's name, city, and state .....
- 5  An organization operated for the benefit of a college or university owned or operated by a governmental unit described in **section 170(b)(1)(A)(iv)**. (Complete Part II )
- 6  A federal, state, or local government or governmental unit described in **section 170(b)(1)(A)(v)**.
- 7  An organization that normally receives a substantial part of its support from a governmental unit or from the general public described in **section 170(b)(1)(A)(vi)**. (Complete Part II )
- 8  A community trust described in **section 170(b)(1)(A)(vi)**. (Complete Part II )
- 9  An organization that normally receives (1) more than 33 1/3 % of its support from contributions, membership fees, and gross receipts from activities related to its exempt functions—subject to certain exceptions, and (2) no more than 33 1/3 % of its support from gross investment income and unrelated business taxable income (less section 511 tax) from businesses acquired by the organization after June 30, 1975 See **section 509(a)(2)**. (Complete Part III )
- 10  An organization organized and operated exclusively to test for public safety See **section 509(a)(4)**.
- 11  An organization organized and operated exclusively for the benefit of, to perform the functions of, or to carry out the purposes of one or more publicly supported organizations described in section 509(a)(1) or section 509(a)(2) See **section 509(a)(3)**. Check the box that describes the type of supporting organization and complete lines 11e through 11h
  - a  Type I      b  Type II      c  Type III—Functionally integrated      d  Type III—Other
- e  By checking this box, I certify that the organization is not controlled directly or indirectly by one or more disqualified persons other than foundation managers and other than one or more publicly supported organizations described in section 509(a)(1) or section 509(a)(2)
- f If the organization received a written determination from the IRS that it is a Type I, Type II, or Type III supporting organization, check this box
- g Since August 17, 2006, has the organization accepted any gift or contribution from any of the following persons?
  - (i) A person who directly or indirectly controls, either alone or together with persons described in (ii) and (iii) below, the governing body of the supported organization? 

	Yes	No
<b>11g(i)</b>		X
<b>11g(ii)</b>		X
<b>11g(iii)</b>		X
  - (ii) A family member of a person described in (i) above?
  - (iii) A 35% controlled entity of a person described in (i) or (ii) above?

**h Provide the following information about the supported organization(s)**

(i) Name of supported organization	(ii) EIN	(iii) Type of organization (described on lines 1–9 above or IRC section (see instructions))	(iv) Is the organization in col (i) listed in your governing document?		(v) Did you notify the organization in col (i) of your support?		(vi) Is the organization in col (i) organized in the U S ?		(vii) Amount of support
			Yes	No	Yes	No	Yes	No	
BASICALLY BATS	58-2143928	11D	X		X		X		9,198
THE ELEPHANT SAND	62-1587327	11D	X		X		X		18,395
PRIMARILY PRIMATE	74-2164756	11D	X		X		X		18,395
									0
									0
<b>Total</b>									<b>45,988</b>

**Part II Support Schedule for Organizations Described in Sections 170(b)(1)(A)(iv) and 170(b)(1)(A)(vi)**  
 (Complete only if you checked the box on line 5, 7, or 8 of Part I.)

**Section A. Public Support**

Calendar year (or fiscal year beginning in) ▶	(a) 2005	(b) 2006	(c) 2007	(d) 2008	(e) 2009	(f) Total
1 Gifts, grants, contributions, and membership fees received (Do not include any "unusual grants")	0	0	0	0	0	0
2 Tax revenues levied for the organization's benefit and either paid to or expended on its behalf	0	0	0	0	0	0
3 The value of services or facilities furnished by a governmental unit to the organization without charge	0	0	0	0	0	0
4 <b>Total.</b> Add lines 1 through 3	0	0	0	0	0	0
5 The portion of total contributions by each person (other than a governmental unit or publicly supported organization) included on line 1 that exceeds 2% of the amount shown on line 11, column (f)						
6 <b>Public support.</b> Subtract line 5 from line 4						0

**Section B. Total Support**

Calendar year (or fiscal year beginning in) ▶	(a) 2005	(b) 2006	(c) 2007	(d) 2008	(e) 2009	(f) Total
7 Amounts from line 4	0	0	0	0	0	0
8 Gross income from interest, dividends, payments received on securities loans, rents, royalties and income from similar sources	0	0	0	0	0	0
9 Net income from unrelated business activities, whether or not the business is regularly carried on	0	0	0	0	0	0
10 Other income Do not include gain or loss from the sale of capital assets (Explain in Part IV)	0	0	0	0	0	0
11 <b>Total support.</b> Add lines 7 through 10						0
12 Gross receipts from related activities, etc (see instructions)					12	
13 <b>First five years.</b> If the Form 990 is for the organization's first, second, third, fourth, or fifth tax year as a section 501(c)(3) organization, check this box and <b>stop here</b> ▶ <input type="checkbox"/>						

**Section C. Computation of Public Support Percentage**

14 Public support percentage for 2009 (line 6, column (f) divided by line 11, column (f))	14	0 00%
15 Public support percentage from 2008 Schedule A, Part II, line 14	15	0 00%
16a <b>33 1/3% support test-2009.</b> If the organization did not check the box on line 13, and line 14 is 33 1/3% or more, check this box and <b>stop here.</b> The organization qualifies as a publicly supported organization ▶ <input type="checkbox"/>		
b <b>33 1/3% support test-2008.</b> If the organization did not check a box on line 13 or 16a, and line 15 is 33 1/3% or more, check this box and <b>stop here.</b> The organization qualifies as a publicly supported organization ▶ <input type="checkbox"/>		
17a <b>10%-facts-and-circumstances test-2009.</b> If the organization did not check a box on line 13, 16a, or 16b, and line 14 is 10% or more, and if the organization meets the "facts-and-circumstances" test, check this box and <b>stop here.</b> Explain in Part IV how the organization meets the "facts-and-circumstances" test The organization qualifies as a publicly supported organization ▶ <input type="checkbox"/>		
b <b>10%-facts-and-circumstances test-2008.</b> If the organization did not check a box on line 13, 16a, 16b, or 17a, and line 15 is 10% or more, and if the organization meets the "facts-and-circumstances" test, check this box and <b>stop here.</b> Explain in Part IV how the organization meets the "facts-and-circumstances" test The organization qualifies as a publicly supported organization ▶ <input type="checkbox"/>		
18 <b>Private foundation.</b> If the organization did not check a box on line 13, 16a, 16b, 17a, or 17b, check this box and see instructions ▶ <input type="checkbox"/>		

**Part III Support Schedule for Organizations Described in Section 509(a)(2)**  
(Complete only if you checked the box on line 9 of Part I)

**Section A. Public Support**

Calendar year (or fiscal year beginning in) ▶	(a) 2005	(b) 2006	(c) 2007	(d) 2008	(e) 2009	(f) Total
<b>1</b> Gifts, grants, contributions, and membership fees received (Do not include any "unusual grants")						0
<b>2</b> Gross receipts from admissions, merchandise sold or services performed, or facilities furnished in any activity that is related to the organization's tax-exempt purpose						0
<b>3</b> Gross receipts from activities that are not an unrelated trade or business under section 513						0
<b>4</b> Tax revenues levied for the organization's benefit and either paid to or expended on its behalf						0
<b>5</b> The value of services or facilities furnished by a governmental unit to the organization without charge						0
<b>6 Total.</b> Add lines 1 through 5	0	0	0	0	0	0
<b>7a</b> Amounts included on lines 1, 2, and 3 received from disqualified persons						0
<b>b</b> Amounts included on lines 2 and 3 received from other than disqualified persons that exceed the greater of \$5,000 or 1% of the amount on line 13 for the year						0
<b>c</b> Add lines 7a and 7b	0	0	0	0	0	0
<b>8 Public support</b> (Subtract line 7c from line 6)						0

**Section B. Total Support**

Calendar year (or fiscal year beginning in) ▶	(a) 2005	(b) 2006	(c) 2007	(d) 2008	(e) 2009	(f) Total
<b>9</b> Amounts from line 6	0	0	0	0	0	0
<b>10a</b> Gross income from interest, dividends, payments received on securities loans, rents, royalties and income from similar sources						0
<b>b</b> Unrelated business taxable income (less section 511 taxes) from businesses acquired after June 30, 1975						0
<b>c</b> Add lines 10a and 10b	0	0	0	0	0	0
<b>11</b> Net income from unrelated business activities not included in line 10b, whether or not the business is regularly carried on						0
<b>12</b> Other income Do not include gain or loss from the sale of capital assets (Explain in Part IV)						0
<b>13 Total support.</b> (Add lines 9, 10c, 11, and 12)	0	0	0	0	0	0

**14 First five years.** If the Form 990 is for the organization's first, second, third, fourth, or fifth tax year as a section 501(c)(3) organization, check this box and **stop here**

**Section C. Computation of Public Support Percentage**

<b>15</b> Public support percentage for 2009 (line 8, column (f) divided by line 13, column (f))	<b>15</b>	0.00%
<b>16</b> Public support percentage from 2008 Schedule A, Part III, line 15	<b>16</b>	0.00%

**Section D. Computation of Investment Income Percentage**

<b>17</b> Investment income percentage for 2009 (line 10c, column (f) divided by line 13, column (f))	<b>17</b>	0.00%
<b>18</b> Investment income percentage from 2008 Schedule A, Part III, line 17	<b>18</b>	0.00%

**19a 33 1/3% support tests—2009.** If the organization did not check the box on line 14, and line 15 is more than 33 1/3% and line 17 is not more than 33 1/3%, check this box and **stop here.** The organization qualifies as a publicly supported organization

**b 33 1/3% support tests—2008.** If the organization did not check a box on line 14 or line 19a, and line 16 is more than 33 1/3% and line 18 is not more than 33 1/3%, check this box and **stop here.** The organization qualifies as a publicly supported organization

**20 Private foundation.** If the organization did not check a box on line 14, 19a, or 19b, check this box and see instructions



**SCHEDULE D  
(Form 990)**

Department of the Treasury  
Internal Revenue Service

**Supplemental Financial Statements**

- ▶ Complete if the organization answered "Yes," to Form 990, Part IV, line 6, 7, 8, 9, 10, 11, or 12.
- ▶ Attach to Form 990. ▶ See separate instructions.

OMB No 1545-0047

**2009**

**Open to Public Inspection**

Name of the organization <b>LOIS E WOMER FOUNDATION</b>	Employer identification number <b>26-1674673</b>
--	---

**Part I Organizations Maintaining Donor Advised Funds or Other Similar Funds or Accounts.** Complete if the organization answered "Yes" to Form 990, Part IV, line 6

	(a) Donor advised funds	(b) Funds and other accounts
1 Total number at end of year		
2 Aggregate contributions to (during year)		
3 Aggregate grants from (during year)		
4 Aggregate value at end of year		
5 Did the organization inform all donors and donor advisors in writing that the assets held in donor advised funds are the organization's property, subject to the organization's exclusive legal control? <span style="float: right;"><input type="checkbox"/> Yes <input type="checkbox"/> No</span>		
6 Did the organization inform all grantees, donors, and donor advisors in writing that grant funds can be used only for charitable purposes and not for the benefit of the donor or donor advisor, or for any other purpose conferring impermissible private benefit? <span style="float: right;"><input type="checkbox"/> Yes <input type="checkbox"/> No</span>		

**Part II Conservation Easements.** Complete if the organization answered "Yes" to Form 990, Part IV, line 7

- 1 Purpose(s) of conservation easements held by the organization (check all that apply)
 

<input type="checkbox"/> Preservation of land for public use (e.g., recreation or pleasure)	<input type="checkbox"/> Preservation of an historically important land area
<input type="checkbox"/> Protection of natural habitat	<input type="checkbox"/> Preservation of a certified historic structure
<input type="checkbox"/> Preservation of open space	
- 2 Complete lines 2a through 2d if the organization held a qualified conservation contribution in the form of a conservation easement on the last day of the tax year
 

	Held at the End of the Tax Year
a Total number of conservation easements	2a
b Total acreage restricted by conservation easements	2b
c Number of conservation easements on a certified historic structure included in (a)	2c
d Number of conservation easements included in (c) acquired after 8/17/06	2d
- 3 Number of conservation easements modified, transferred, released, extinguished, or terminated by the organization during the tax year ▶ .....
- 4 Number of states where property subject to conservation easement is located ▶ .....
- 5 Does the organization have a written policy regarding the periodic monitoring, inspection, handling of violations, and enforcement of the conservation easements it holds?  Yes  No
- 6 Staff and volunteer hours devoted to monitoring, inspecting, and enforcing conservation easements during the year ▶ .....
- 7 Amount of expenses incurred in monitoring, inspecting, and enforcing conservation easements during the year ▶ \$ .....
- 8 Does each conservation easement reported on line 2(d) above satisfy the requirements of section 170(h)(4)(B)(i) and section 170(h)(4)(B)(ii)?  Yes  No
- 9 In Part XIV, describe how the organization reports conservation easements in its revenue and expense statement, and balance sheet, and include, if applicable, the text of the footnote to the organization's financial statements that describes the organization's accounting for conservation easements

**Part III Organizations Maintaining Collections of Art, Historical Treasures, or Other Similar Assets.**

Complete if the organization answered "Yes" to Form 990, Part IV, line 8

- 1a If the organization elected, as permitted under SFAS 116, not to report in its revenue statement and balance sheet works of art, historical treasures, or other similar assets held for public exhibition, education, or research in furtherance of public service, provide, in Part XIV, the text of the footnote to its financial statements that describes these items
- b If the organization elected, as permitted under SFAS 116, to report in its revenue statement and balance sheet works of art, historical treasures, or other similar assets held for public exhibition, education, or research in furtherance of public service, provide the following amounts relating to these items
 

(i) Revenues included in Form 990, Part VIII, line 1	▶ \$ .....
(ii) Assets included in Form 990, Part X	▶ \$ .....
- 2 If the organization received or held works of art, historical treasures, or other similar assets for financial gain, provide the following amounts required to be reported under SFAS 116 relating to these items
 

a Revenues included in Form 990, Part VIII, line 1	▶ \$ .....
b Assets included in Form 990, Part X	▶ \$ .....

LOIS E WOMER FOUNDATION

26-1674673

Schedule D (Form 990) 2009

Page 2

**Part III Organizations Maintaining Collections of Art, Historical Treasures, or Other Similar Assets (continued)**

3 Using the organization's acquisition, accession, and other records, check any of the following that are a significant use of its collection items (check all that apply)

- a  Public exhibition
- b  Scholarly research
- c  Preservation for future generations
- d  Loan or exchange programs
- e  Other .....

4 Provide a description of the organization's collections and explain how they further the organization's exempt purpose in Part XIV

5 During the year, did the organization solicit or receive donations of art, historical treasures, or other similar assets to be sold to raise funds rather than to be maintained as part of the organization's collection?  Yes  No

**Part IV Escrow and Custodial Arrangements. Complete if the organization answered "Yes" to Form 990, Part IV, line 9, or reported an amount on Form 990, Part X, line 21**

1a Is the organization an agent, trustee, custodian or other intermediary for contributions or other assets not included on Form 990, Part X?  Yes  No

b If "Yes," explain the arrangement in Part XIV and complete the following table

	Amount
1c	
1d	
1e	
1f	0

- c Beginning balance
- d Additions during the year
- e Distributions during the year
- f Ending balance

2a Did the organization include an amount on Form 990, Part X, line 21?  Yes  No

b If "Yes," explain the arrangement in Part XIV

**Part V Endowment Funds. Complete if the organization answered "Yes" to Form 990, Part IV, line 10**

	(a) Current year	(b) Prior year	(c) Two years back	(d) Three years back	(e) Four years back
1a Beginning of year balance					
b Contributions					
c Net investment earnings, gains, and losses					
d Grants or scholarships					
e Other expenditures for facilities and programs					
f Administrative expenses					
g End of year balance	0	0			

2 Provide the estimated percentage of the year end balance held as

- a Board designated or quasi-endowment  .....%
- b Permanent endowment  .....%
- c Term endowment  .....%

3a Are there endowment funds not in the possession of the organization that are held and administered for the organization by

- (i) unrelated organizations
- (ii) related organizations

	Yes	No
3a(i)		
3a(ii)		
3b		

b If "Yes" to 3a(ii), are the related organizations listed as required on Schedule R?

4 Describe in Part XIV the intended uses of the organization's endowment funds

**Part VI Investments—Land, Buildings, and Equipment. See Form 990, Part X, line 10**

Description of investment	(a) Cost or other basis (investment)	(b) Cost or other basis (other)	(c) Accumulated depreciation	(d) Book value
1a Land	0	0		0
b Buildings	0	0	0	0
c Leasehold improvements	0	0	0	0
d Equipment	0	0	0	0
e Other	0	0	0	0
<b>Total. Add lines 1a through 1e (Column (d) must equal Form 990, Part X, column (B), line 10(c))</b>				0















TOTAL MERRILL

Primary Account: 546-14502

MERRILL LYNCH TRUST COMPANY,  
A DIVISION OF BANK OF AMERICA, N.A.  
CO-TRUSTEE OF THE  
LOIS E WOMER FOUNDATION  
TUA 8/31/1999 AS AMENDED  
M RONAN & P FERAL CO-TRUSTEES

# YOUR MERRILL LYNCH REPORT

July 01, 2010 - July 30, 2010

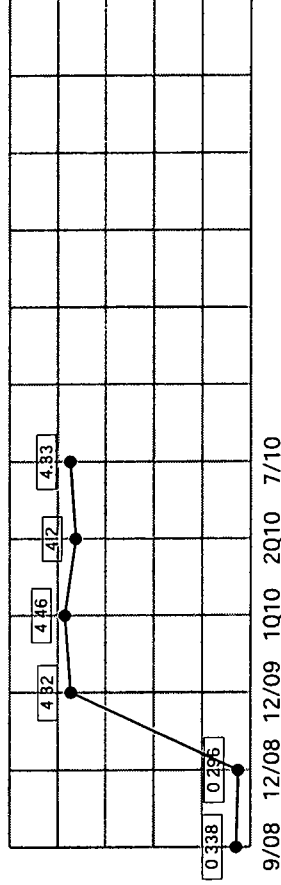
## PORTFOLIO SUMMARY

	July 30	June 30	Month Change
<b>Net Portfolio Value</b>	<b>\$4,331,228.33</b>	<b>\$4,201,374.62</b>	<b>\$129,853.71 ▲</b>
Your assets	\$4,331,228.33	\$4,201,374.62	\$129,853.71 ▲
Your liabilities			
Your Net Cash Flow (Inflows/Outflows)	(\$4,191.98)	(\$4,200.69)	
Securities You Transferred In/Out			
<b>Subtotal Net Contributions</b>	<b>(\$4,191.98)</b>	<b>(\$4,200.69)</b>	
Your Dividends/Interest Income	\$6,631.44	\$15,473.08	
Your Market Change	\$127,414.25	(\$128,087.77)	
<b>Subtotal Investment Earnings</b>	<b>\$134,045.69</b>	<b>(\$112,614.69)</b>	

**Need Investment Guidance?**  
**Call Your Financial Advisor**

**Your Financial Advisor:**  
FREDERICK G MACEACHRON  
717 5TH AVE 7TH FL  
NEW YORK NY 10022  
fred\_maceachron@ml.com  
(800) 999-6371

Net Portfolio Value (in millions), 2008-2010



## NEW WEBCAST: PREPARING FOR HIGHER TAXES

An increase in tax rates is virtually inevitable for 2011. To give you valuable insights into what changes are likely and things you may want to consider, visit [www.ml.com/webcast](http://www.ml.com/webcast) to watch Preparing For Higher Taxes, a new Merrill Lynch Webcast.

Merrill Lynch, Pierce, Fenner & Smith Incorporated (MLPF&S) is a registered broker-dealer, Member Securities Investor Protection Corporation (SIPC) and a wholly owned subsidiary of Bank of America Corporation. Investment products: **Are Not FDIC Insured** **Are Not Bank Guaranteed** **May Lose Value**

+

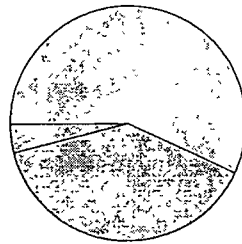
Primary Account: 546-14502

# YOUR PORTFOLIO REVIEW

July 01, 2010 - July 30, 2010

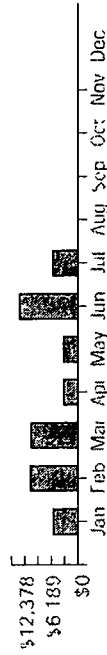
## ASSET ALLOCATION

Estimated Accrued Interest not included  
May not reflect all holdings



Equities  
 Fixed Income  
 Cash/Money Accounts  
**TOTAL 100%**

## CURRENT INCOME



	This Report	Year To Date
Tax-Exempt Interest	125.00	250.00
Taxable Interest	4,778.42	35,328.76
Tax-Exempt Dividends	-	310.62
Taxable Dividends	1,728.07	25,739.48
<b>Total</b>	<b>\$6,631.44</b>	<b>\$61,628.86</b>

**Your Estimated Annual Income \$117,369.83**

## BOND MATURITY SCHEDULE

Does not include Fixed Income Mutual Funds

Maturity Years	% of Total Bond Assets	Par Value	Estimated Market Value
<1	4%	59,000	60,507.45
1-2	9%	147,000	154,136.85
2-5	40%	629,000	671,859.51
5-10	35%	532,000	583,948.56
15-20	3%	48,000	55,247.20
20+	10%	160,000	163,427.13
<b>Total</b>	<b>100%</b>	<b>1,575,000</b>	<b>\$1,689,126.70</b>

## TOP FIVE PORTFOLIO HOLDINGS

Based on Estimated Market Value

	Current Value	% of Portfolio
BIF MONEY FUND	179,660.00	4.17%
U.S. TREASURY NOTE	154,136.85	3.57%
FEDERAL NATL MTG ASSOC	123,581.25	2.87%
FEDERAL HOME LN MTG CORP	102,233.04	2.37%
U.S. TREASURY NOTE	98,193.34	2.28%

+



TOTAL MERRILL

Account Number: 546-14502

MERRILL LYNCH TRUST COMPANY,  
A DIVISION OF BANK OF AMERICA, N.A.  
CO-TRUSTEE OF THE  
LOIS E WOMER FOUNDATION  
TUA 8/31/1999 AS AMENDED  
M RONAN & P FERAL CO-TRUSTEES

**Net Portfolio Value:** **\$4,331,228.33**

**Your Financial Advisor:**  
FREDERICK G MACEACHRON  
717 5TH AVE 7TH FL  
NEW YORK NY 10022  
fred\_maceachron@mfi.com  
(800) 999-6371

**Trust Officer:**  
JILL DAMATO  
609-274-2751

# TRUST MANAGEMENT ACCOUNT

Your Investment Manager - Private Investors / BlackRock Large Cap Core Bal

July 01, 2010 - July 30, 2010

## ASSETS

	July 30	June 30
Cash/Money Accounts	179,661.33	187,901.97
Fixed Income	1,689,126.70	1,677,429.46
Equities	2,443,559.68	2,317,784.50
Mutual Funds	-	-
Options	-	-
Other	-	-
Subtotal (Long Portfolio)	4,312,347.71	4,183,115.93
Estimated Accrued Interest	18,880.62	18,258.69
<b>TOTAL ASSETS</b>	<b>\$4,331,228.33</b>	<b>\$4,201,374.62</b>

## LIABILITIES

Debit Balance	-	-
Short Market Value	-	-
<b>NET PORTFOLIO VALUE</b>	<b>\$4,331,228.33</b>	<b>\$4,201,374.62</b>

## CASH FLOW

	This Statement	Year to Date
Opening Cash/Money Accounts	\$187,901.97	
<b>CREDITS</b>		
Funds Received	-	1,587.21
Electronic Transfers	-	-
Other Credits	-	1.12
Subtotal	-	1,588.33
<b>DEBITS</b>		
Electronic Transfers	-	-
Other Debits	-	-
ML Trust Fees	(4,191.98)	(29,547.69)
Non ML Trust Fees	-	(5,167.67)
Bill Payment	-	-
Subtotal	(\$4,191.98)	(\$34,715.36)
<b>Net Cash Flow</b>	<b>(\$4,191.98)</b>	<b>(\$33,127.03)</b>
Dividends/Interest Income	6,631.44	61,628.86
Security Purchases/Debits	(157,371.20)	(1,042,406.08)
Security Sales/Credits	146,691.10	1,033,521.11
<b>Closing Cash/Money Accounts</b>	<b>\$179,661.33</b>	
Securities You Transferred In/Out	-	-

Merrill Lynch, Pierce, Fenner & Smith Incorporated (MLPF&S) is a registered broker-dealer, Member Securities Investor Protection Corporation (SIPC) and a wholly owned subsidiary of Bank of America Corporation. Investment products: **Are Not FDIC Insured** **Are Not Bank Guaranteed** **May Lose Value**

+

LOIS E WOMER FOUNDATION

Account Number: 546-14502

July 01, 2010 - July 30, 2010

**YOUR TRUST MANAGEMENT ACCOUNT STATEMENT OF PRINCIPAL INVESTMENTS**

CASH/MONEY ACCOUNTS	Description	Quantity	Total Cost Basis	Estimated Market Price	Estimated Market Value	Unrealized Gain/(Loss)	Estimated Accrued Interest	Estimated Annual Income	Est. Annual Yield%
	CASH	0.09	0.09		.09				
	BIF MONEY FUND	147,033.00	147,033.00	1.0000	147,033.00			74	.05
	<b>TOTAL</b>		147,033.09		147,033.09			74	.05

GOVERNMENT AND AGENCY SECURITIES <sup>1</sup>	Description	Quantity	Acquired	Adjusted/Total Cost Basis	Estimated Market Price	Estimated Market Value	Unrealized Gain/(Loss)	Estimated Accrued Interest	Estimated Annual Income	Est. Annual Yield%
✓	U.S. TREASURY NOTE NOTES 05 000% FEB 15 2011 CUSIP: 912827614	51,000	07/22/09	52,185.70	102.5550	52,303.05	117.35	1,162.29	2,550	4.87
✓	U.S. TREASURY NOTE ORIGINAL UNIT/TOTAL COST 106 6136/54,372.94	8,000	11/04/09	8,195.50	102.5550	8,204.40	8.90	182.32	400	4.87
✓	U.S. TREASURY NOTE ORIGINAL UNIT/TOTAL COST 105 6800/8,454.40	59,000		60,381.20		60,507.45	126.25	1,344.61	2,950	4.87
	Subtotal			10,046.49	104.8550	10,485.50	439.01	227.90	500	4.76
✓	U.S. TREASURY NOTE 05 000% AUG 15 2011 CUSIP: 9128277B2	118,000	08/10/07	122,980.11	104.8550	123,728.90	748.79	2,689.23	5,900	4.76
✓	U.S. TREASURY NOTE ORIGINAL UNIT/TOTAL COST 101 6719/10 167 19	19,000	07/22/09	19,842.15	104.8550	19,922.45	80.30	433.01	950	4.76
✓	U.S. TREASURY NOTE ORIGINAL UNIT/TOTAL COST 107 4807/20,421.35	147,000	11/04/09	152,868.75		154,136.85	1,268.10	3,350.14	7,350	4.76
	Subtotal			50,363.90	112.3440	52,801.68	2,437.78	477.34	2,292	4.33
✓	FEDERAL HOME LN MTG CORP NOTES 04 875% NOV 15 2013 CUSIP: 313444UK8	47,000	05/29/09	33,435.66	112.3440	34,826.64	1,390.98	314.84	1,512	4.33
✓	FEDERAL HOME LN MTG CORP ORIGINAL UNIT/TOTAL COST 109 5295/51,418.91	31,000	07/22/09	11,914.69	112.3440	12,357.84	443.15	111.72	537	4.33
✓	FEDERAL HOME LN MTG CORP ORIGINAL UNIT/TOTAL COST 110 1491/34 146 24	11,000	11/04/09							
✓	FEDERAL HOME LN MTG CORP ORIGINAL UNIT/TOTAL COST 110 0625/12,106.88									

+



TOTAL MERRILL

LOIS E WOMER FOUNDATION

Account Number: 546-14502

YOUR TRUST MANAGEMENT ACCOUNT STATEMENT OF PRINCIPAL INVESTMENTS

July 01, 2010 - July 30, 2010

Table with columns: Description, Acquired, Quantity, Adjusted/Total Cost Basis, Estimated Market Price, Estimated Market Value, Unrealized Gain/(Loss), Estimated Annual Interest, Estimated Current Yield%. Rows include Government and Agency Securities, Federal Home LN MTG Corp, Federal Natl MTG Assoc, U.S. Treasury Note, and U.S. Treasury Note.

+

001

3266

5 of 32

LOIS E WOMER FOUNDATION

Account Number: 546-14502

**YOUR TRUST MANAGEMENT ACCOUNT STATEMENT OF PRINCIPAL INVESTMENTS**

July 01, 2010 - July 30, 2010

GOVERNMENT AND AGENCY SECURITIES <sup>1</sup> (continued)	Quantity	Adjusted/Total Cost Basis	Estimated Market Price	Estimated Market Value	Unrealized Gain/(Loss)	Accrued Interest	Estimated Annual Income	Current Yield%
Δ FEDERAL NATL MTG ASSOC ORIGINAL UNIT/TOTAL COST 11/04/09 111 9912/8,959.30 ✓	8,000	8,878.59 ✓	118.2810	9,462.48	583.89	57.33	430	4.54
Δ FEDERAL NATL MTG ASSOC ORIGINAL UNIT/TOTAL COST: 110 6600/2,213.20 ✓	2,000	2,204.85 ✓	118.2810	2,365.62	160.77	14.33	108	4.54
Subtotal	75,000	82,440.00		88,710.75	6,270.75	537.49	4,033	4.54
U.S. TREASURY NOTE 3.625% FEB 15 2020 CUSIP: 912828MP2	56,000	55,761.78 ✓	106.1480	59,442.88	3,681.10	925.28	2,030	3.41
U.S. TREASURY NOTE 3.500% MAY 15 2020 CUSIP 912828ND8	65,000	66,357.18 ✓	105.0160	68,260.40	1,903.22	469.84	2,275	3.33
U.S. TRSY INFLATION NOTE 2.0% JAN 15 2026 INFL ADJ PRIN 3.297 CUSIP 912810FS2	3,000	3,085.39 ✓	104.7110	3,452.95	367.56	2.45	66	1.91
U.S. TRSY INFLATION NOTE INFL ADJ PRIN 42.868	39,000	41,244.13 ✓	104.7110	44,888.35	3,644.22	31.79	858	1.91
U.S. TRSY INFLATION NOTE INFL ADJ PRIN 6.595	6,000	6,671.93 ✓	104.7110	6,905.90	233.97	4.89	132	1.91
Subtotal	48,000	51,001.45		55,247.20	4,245.75	39.13	1,056	1.91
U.S. TREASURY BOND 4.500% FEB 15 2036 CUSIP 912810FT0	32,000	32,426.43 ✓	109.6410	35,085.12	2,658.69	656.35	1,440	4.10
U.S. TREASURY BOND ORIGINAL UNIT/TOTAL COST: 101 0472/21,219.93 ✓	21,000	21,215.31 ✓	109.6410	23,024.61	1,809.30	430.73	945	4.10
U.S. TREASURY BOND ORIGINAL UNIT/TOTAL COST 101 6488/8,131.91 ✓	8,000	8,129.89 ✓	109.6410	8,771.28	641.39	164.09	360	4.10

+



TOTAL MERRILL

LOIS E WOMER FOUNDATION

Account Number: 546-14502

# YOUR TRUST MANAGEMENT ACCOUNT STATEMENT OF PRINCIPAL INVESTMENTS

July 01, 2010 - July 30, 2010

GOVERNMENT AND AGENCY SECURITIES <sup>1</sup> (continued)	Acquired	Quantity	Adjusted/Total Cost Basis	Estimated Market Price	Estimated Market Value	Unrealized Gain/(Loss)	Accrued Interest	Estimated Annual Income	Current Yield%
U.S. TREASURY BOND	03/30/10	4,000	3,875.64	109.6410	4,385.64	510.00	82.04	180	4.10
Subtotal		65,000	65,647.27		71,266.65	5,619.38	1,333.21	2,925	4.10
U.S. TREASURY BOND	02/24/09	4,000	4,050.40	91.8280	3,673.12	(377.28)	63.81	140	3.81
3.500% FEB 15 2039 CUSIP 912810QA9									
ORIGINAL UNIT/TOTAL COST	101 2970/4,051 88								
U.S. TREASURY BOND	07/22/09	45,000	38,063.85	91.8280	41,322.60	3,258.75	717.89	1,575	3.81
U.S. TREASURY BOND	11/04/09	7,000	5,953.04	91.8280	6,427.96	474.92	111.67	245	3.81
U.S. TREASURY BOND	03/30/10	3,000	2,406.57	91.8280	2,754.84	348.27	47.86	105	3.81
Subtotal		59,000	50,473.86		54,178.52	3,704.66	941.23	2,065	3.81
U.S. TREASURY BOND	06/11/10	31,000	32,058.68	106.7810	33,102.11	1,043.43	280.09	1,357	4.09
4 375% NOV 15 2039 CUSIP 912810QD3									
ORIGINAL UNIT/TOTAL COST	103 4722/32,060 91								
<b>TOTAL</b>		<b>907,000</b>	<b>927,284.03</b>		<b>968,860.44</b>	<b>41,576.41</b>	<b>11,525.19</b>	<b>36,078</b>	<b>3.72</b>

CORPORATE BONDS	Acquired	Quantity	Adjusted/Total Cost Basis	Estimated Market Price	Estimated Market Value	Unrealized Gain/(Loss)	Accrued Interest	Estimated Annual Income	Current Yield%
IBM CORP	07/13/07	5,000	4,807.10	109.1220	5,456.10	649.00	40.24	238	4.35
GLB 04 750% NOV 29 2012									
MOODY'S A1 S&P A- CUSIP 459200BA8									
IBM CORP	06/09/09	32,000	33,257.06	109.1220	34,919.04	1,661.98	257.56	1,520	4.35
ORIGINAL UNIT/TOTAL COST	105 7390/33,836.48								
IBM CORP	07/22/09	22,000	23,278.95	109.1220	24,006.84	727.85	177.07	1,045	4.35
ORIGINAL UNIT/TOTAL COST	108 2440/23,813.68								
IBM CORP	11/05/09	8,000	8,546.60	109.1220	8,729.76	183.16	64.39	380	4.35
ORIGINAL UNIT/TOTAL COST	108 8890/8,711 12								
Subtotal		67,000	69,889.75		73,111.74	3,221.99	539.26	3,183	4.35

+

001

3266

7 of 32

LOIS E WOMER FOUNDATION

Account Number: 546-14502

**YOUR TRUST MANAGEMENT ACCOUNT STATEMENT OF PRINCIPAL INVESTMENTS**

July 01, 2010 - July 30, 2010

CORPORATE BONDS (continued)	Description	Acquired	Quantity	Adjusted/Total Cost Basis	Estimated Market Price	Estimated Market Value	Unrealized Gain/(Loss)	Estimated Accrued Interest	Estimated Current Annual Income	Current Yield%	
✓	Δ CITIGROUP FUNDING INC	08/06/09	58,000	58,051.97	103.2820	59,903.56	1,851.59	181.25	1,305	2.17	
	FDIC TLCP GUARANTEED 02 250% DEC 10 2012										
	MOODY'S AAA S&P AAA CUSIP: 17313YAJ0										
	ORIGINAL UNIT/TOTAL COST: 100 1258/58,072 97										
✓	Δ CITIGROUP FUNDING INC	11/05/09	6,000	6,068.87	103.2820	6,196.92	128.05	18.75	135	2.17	
	ORIGINAL UNIT/TOTAL COST 101 4880/6,080 28										
✓	Δ CITIGROUP FUNDING INC	03/30/10	3,000	3,041.97	103.2820	3,098.46	56.49	9.38	68	2.17	
	ORIGINAL UNIT/TOTAL COST 101 5840/3,047.52										
	Subtotal										
✓	Δ GENERAL ELEC CAP CORP	01/11/10	67,000	67,162.81	102.2920	69,198.94	2,036.13	209.38	1,508	2.17	
	GLB 02.800% JAN 08 2013										
	MOODY'S A2 S&P AA+ CUSIP 36962G4H4										
	ORIGINAL UNIT/TOTAL COST 100 1160/6,101 12										
	Subtotal										
	JPMORGAN CHASE & CO	10/16/07	7,000	6,813.66	108.6020	7,602.14	788.48	134.53	359	4.71	
	SUBORDINATED GLB 05 125% SEP 15 2014										
	MOODY'S A1 S&P A CUSIP 46625HBV1										
✓	Δ JPMORGAN CHASE & CO	06/04/09	29,000	29,000.22	108.6020	31,494.58	2,494.36	557.34	1,487	4.71	
	ORIGINAL UNIT/TOTAL COST 100 0010/29,000.29										
✓	Δ JPMORGAN CHASE & CO	07/22/09	23,000	23,450.91	108.6020	24,978.46	1,527.55	442.03	1,179	4.71	
	ORIGINAL UNIT/TOTAL COST 102 3890/23,549.47										
✓	Δ JPMORGAN CHASE & CO	11/05/09	9,000	9,430.15	108.6020	9,774.18	344.03	172.97	462	4.71	
	ORIGINAL UNIT/TOTAL COST: 105 5390/9,498.51										
	Subtotal										
	CREDIT SUISSE FB USA INC	11/01/07	5,000	4,844.00	108.8900	5,444.50	600.50	10.16	244	4.47	
	COMPANY GUARNT GLB 04 875% JAN 15 2015										
	MOODY'S A1 S&P A1 CUSIP 22541LAR4										
✓	Δ CREDIT SUISSE FB USA INC	06/04/09	24,000	24,219.29	108.8900	26,133.60	1,914.31	48.75	1,170	4.47	
	ORIGINAL UNIT/TOTAL COST 101 1210/24,269.04										

+

001

3266

8 of 32



TOTAL MERRILL

LOIS E WOMER FOUNDATION

Account Number: 546-14502

YOUR TRUST MANAGEMENT ACCOUNT STATEMENT OF PRINCIPAL INVESTMENTS

July 01, 2010 - July 30, 2010

Table with columns: Description, Acquired, Quantity, Adjusted/Total Cost Basis, Estimated Market Price, Estimated Market Value, Unrealized Gain/(Loss), Estimated Accrued Interest, Estimated Current Annual Income, Yield%. Rows include Corporate Bonds (CREDIT SUISSE FB USA INC, GOLDMAN SACHS GROUP INC, AT&T INC) and Subtotals.

+

LOIS E WOMER FOUNDATION

Account Number: 546-14502

**YOUR TRUST MANAGEMENT ACCOUNT STATEMENT OF PRINCIPAL INVESTMENTS**

July 01, 2010 - July 30, 2010

CORPORATE BONDS (continued) Description	Acquired	Quantity	Adjusted/Total Cost Basis	Estimated Market Price	Estimated Market Value	Unrealized Gain/(Loss)	Accrued Interest	Estimated Annual Income	Estimated Current Yield%
PEPSICO INC SENIOR NOTES 05.000% JUN 01 2018 MOODY'S AA3 S&P A- CUSIP. 713448BH0	11/25/08	5,000	4,648.00	111.5310	5,576.55	928.55	40.97	250	4.48
Δ PEPSICO INC ORIGINAL UNIT/TOTAL COST 103.3460/28,936.88	06/03/09	28,000	28,837.47	111.5310	31,228.68	2,391.21	229.44	1,400	4.48
Δ PEPSICO INC ORIGINAL UNIT/TOTAL COST 105.9750/21,195.00	07/22/09	20,000	21,079.40	111.5310	22,306.20	1,226.80	163.89	1,000	4.48
Δ PEPSICO INC ORIGINAL UNIT/TOTAL COST 106.1420/8,491.36V	11/05/09	8,000	8,456.30	111.5310	8,922.48	466.18	65.56	400	4.48
Δ PEPSICO INC ORIGINAL UNIT/TOTAL COST 105.6410/3,169.23	03/30/10	3,000	3,163.60	111.5310	3,345.93	182.33	24.58	150	4.48
Subtotal		64,000	66,184.77		71,379.84	5,195.07	524.44	3,200	4.48
CISCO SYSTEMS INC GLB 04.950% FEB 15 2019 MOODY'S: A1 S&P A+ CUSIP 17275RAE2	02/24/09	4,000	3,927.20	111.1580	4,446.32	519.12	90.75	198	4.45
Δ CISCO SYSTEMS INC ORIGINAL UNIT/TOTAL COST 101.6410/30,492.30	06/03/09	30,000	30,444.76	111.1580	33,347.40	2,902.64	680.63	1,485	4.45
Δ CISCO SYSTEMS INC ORIGINAL UNIT/TOTAL COST 103.3890/21,711.69	07/22/09	21,000	21,649.90	111.1580	23,343.18	1,693.28	476.44	1,040	4.45
Δ CISCO SYSTEMS INC ORIGINAL UNIT/TOTAL COST 104.6530/9,418.77	11/05/09	9,000	9,391.75	111.1580	10,004.22	612.47	204.19	446	4.45
Δ CISCO SYSTEMS INC ORIGINAL UNIT/TOTAL COST 104.0990/3,122.97	03/30/10	3,000	3,119.28	111.1580	3,334.74	215.46	68.06	149	4.45
Subtotal		67,000	68,532.89		74,475.86	5,942.97	1,520.07	3,318	4.45
SHELL INTERNATIONAL FIN COMPANY GUARNTI CLB 04.300% SEP 22 2019 MOODY'S: A1 S&P... CUSIP 822582AJ1	09/17/09	58,000	57,701.88	105.1090	60,963.22	3,261.34	886.76	2,494	4.09
SHELL INTERNATIONAL FIN	11/05/09	7,000	6,982.99	105.1090	7,357.63	374.64	107.02	301	4.09

+

001

3266

10 of 32



TOTAL MERRILL

LOIS E WOMER FOUNDATION

Account Number: 546-14502

# YOUR TRUST MANAGEMENT ACCOUNT STATEMENT OF PRINCIPAL INVESTMENTS

July 01, 2010 - July 30, 2010

CORPORATE BONDS (continued) Description	Acquired	Quantity	Adjusted/Total Cost Basis	Estimated Market Price	Estimated Market Value	Unrealized Gain/(Loss)	Estimated Accrued Interest	Estimated Annual Income	Current Yield%
SHELL INTERNATIONAL FIN	03/30/10	3,000	2,956.17	105.1090	3,153.27	197.10	45.87	129	4.09
Subtotal		68,000	67,641.04		71,474.12	3,833.08	1,039.65	2,924	4.09
<b>TOTAL</b>		663,000	672,808.53		715,386.41	42,577.88	7,335.29	29,756	4.16
MUNICIPAL BONDS									
Description	Acquired	Quantity	Adjusted/Total Cost Basis	Estimated Market Price	Estimated Market Value	Unrealized Gain/(Loss)	Estimated Accrued Interest	Estimated Annual Income	Current Yield%
PUERTO RICO COMWLTB PUB	04/24/09	5,000	3,946.05	97.5970	4,879.85	933.80	20.14	250	5.12
IMPI SER A OID OC103 05.000%JUL01 33									
MOODY'S A3 S&P BBB- CUSIP: 74514LPT8									
<b>TOTAL</b>		5,000	3,946.05		4,879.85	933.80	20.14	250	5.12

## PLEASE REFER TO NOTES BELOW FOR INFORMATION REGARDING CREDIT RATINGS.

EQUITIES Description	Symbol	Acquired	Quantity	Unit Cost Basis	Total Cost Basis	Estimated Market Price	Estimated Market Value	Unrealized Gain/(Loss)	Estimated Annual Income	Current Yield%
ACE LIMITED	ACE	07/21/09	90	44.5101	4,005.91	53.0800	4,777.20	771.29	119	2.48
		11/04/09	37	51.6200	1,909.94	53.0800	1,963.96	54.02	49	2.48
		06/29/10	476	51.9189	24,713.40	53.0800	25,266.08	552.68	629	2.48
Subtotal			603		30,629.25		32,007.24	1,377.99	797	2.48
AETNA INC NEW	AET	07/31/07	19	49.3426	937.51	27.8500	529.15	(408.36)	1	.14
		02/12/08	6	50.6600	303.96	27.8500	167.10	(136.86)	1	.14
		04/03/08	2	42.4900	84.98	27.8500	55.70	(29.28)	1	.14
		10/16/08	4	29.0700	116.28	27.8500	111.40	(4.88)	1	.14
		05/07/09	208	26.9200	5,599.36	27.8500	5,792.80	193.44	9	.14
		05/14/09	231	26.6800	6,163.08	27.8500	6,433.35	270.27	10	.14
		07/21/09	329	24.4100	8,030.89	27.8500	9,162.65	1,131.76	14	.14
Subtotal			799		21,236.06		22,252.15	1,016.09	37	.14

+

001

3266

11 of 32

LOIS E WOMER FOUNDATION

Account Number: 546-14502

**YOUR TRUST MANAGEMENT ACCOUNT STATEMENT OF PRINCIPAL INVESTMENTS**

July 01, 2010 - July 30, 2010

EQUITIES (continued) Description	Symbol	Acquired	Quantity	Unit Cost Basis	Total Cost Basis	Estimated Market Price	Estimated Market Value	Unrealized Gain/(Loss)	Annual Income	Estimated Current Yield%
AMGEN INC COM PV \$0.0001	AMGN	05/07/09	127	47.9100	6,084.58	54.5300	6,925.31	840.73		
		05/14/09	212	48.0975	10,196.69	54.5300	11,560.36	1,363.67		
		07/21/09	255	58.6100	14,945.55	54.5300	13,905.15	(1,040.40)		
		11/04/09	50	52.5300	2,626.50	54.5300	2,726.50	100.00		
<i>Subtotal</i>			644		33,853.32		35,117.32	1,264.00		
APPLE INC	AAPL	05/03/10	100	266.4837	26,648.37	257.2500	25,725.00	(923.37)		
AT&T INC	T	02/20/07	434	37.5500	16,296.71	25.9400	11,257.96	(5,038.75)	730	6.47
		07/21/09	284	24.5500	6,972.20	25.9400	7,366.96	394.76	478	6.47
		11/04/09	50	25.8700	1,293.50	25.9400	1,297.00	3.50	84	6.47
<i>Subtotal</i>			768		24,562.41		19,921.92	(4,640.49)	1,292	6.47
BMC SOFTWARE INC	BMC	05/07/09	69	33.9900	2,345.31	35.5800	2,455.02	109.71		
		07/21/09	273	33.6900	9,197.37	35.5800	9,713.34	515.97		
		08/18/09	306	34.8384	10,660.58	35.5800	10,887.48	226.90		
		11/04/09	82	37.2000	3,050.40	35.5800	2,917.56	(132.84)		
<i>Subtotal</i>			730		25,253.66		25,973.40	719.74		
CA INC	CA	10/31/07	59	26.4571	1,560.97	19.5600	1,154.04	(406.93)	10	.81
		02/12/08	8	24.5800	196.64	19.5600	156.48	(40.16)	2	.81
		10/16/08	13	14.8000	192.40	19.5600	254.28	61.88	3	.81
		05/07/09	1,293	17.2690	22,328.82	19.5600	25,291.08	2,962.26	207	.81
		07/21/09	975	18.5400	18,076.50	19.5600	19,071.00	994.50	156	.81
		11/04/09	160	21.2581	3,401.30	19.5600	3,129.60	(271.70)	26	.81
<i>Subtotal</i>			2,508		45,756.63		49,056.48	3,299.85	404	.81
CAPITAL ONE FINL	COF	03/31/10	671	41.6664	27,958.22	42.3300	28,403.43	445.21	135	.47
		04/08/10	708	43.3254	30,674.45	42.3300	29,969.64	(704.81)	142	.47
<i>Subtotal</i>			1,379		58,632.67		58,373.07	(259.60)	277	.47
CARDINAL HEALTH INC OHIO	CAH	03/02/10	1,153	35.4218	40,841.34	32.2700	37,207.31	(3,634.03)	900	2.41
		04/06/10	383	36.3000	13,902.90	32.2700	12,359.41	(1,543.49)	299	2.41
<i>Subtotal</i>			1,536		54,744.24		49,566.72	(5,177.52)	1,199	2.41

+

001

3266

12 of 32



TOTAL MERRILL

LOIS E WOMER FOUNDATION

Account Number: 546-14502

YOUR TRUST MANAGEMENT ACCOUNT STATEMENT OF PRINCIPAL INVESTMENTS

July 01, 2010 - July 30, 2010

Table with columns: EQUITIES (continued) Description, Symbol, Acquired, Quantity, Unit Cost-Basis, Total Cost Basis, Estimated Market Price, Estimated Market Value, Unrealized Gain/(Loss) Annual Income, Estimated Current Yield%

+

001

3266

13 of 32

LOIS E WOMER FOUNDATION

Account Number: 546-14502

**YOUR TRUST MANAGEMENT ACCOUNT STATEMENT OF PRINCIPAL INVESTMENTS**

July 01, 2010 - July 30, 2010

EQUITIES (continued) Description	Symbol	Acquired	Quantity	Unit Cost Basis	Total Cost Basis	Estimated Market Price	Estimated Market Value	Unrealized Gain/(Loss)	Annual Income	Current Yield%
DARDEN RESTAURANTS INC	DRI	05/14/09	5	34,5400	172.70	41.8900	209.45	36.75	7	3.05
		06/15/09	200	33.7003	6,740.06	41.8900	8,378.00	1,637.94	256	3.05
		07/21/09	365	33.3844	12,185.34	41.8900	15,289.85	3,104.51	468	3.05
		11/04/09	22	32.0900	705.98	41.8900	921.58	215.60	29	3.05
<b>Subtotal</b>			<b>592</b>		<b>19,804.08</b>		<b>24,798.88</b>	<b>4,994.80</b>	<b>760</b>	<b>3.05</b>
DOVER CORP	DOV	05/15/08	5	53.6600	268.30	47.9700	239.85	(28.45)	6	2.16
		05/30/08	30	54.1053	1,623.16	47.9700	1,439.10	(184.06)	32	2.16
		10/16/08	7	30.0300	210.21	47.9700	335.79	125.58	8	2.16
		05/07/09	144	32.7100	4,710.24	47.9700	6,907.68	2,197.44	150	2.16
		05/14/09	268	31.0600	8,324.08	47.9700	12,855.96	4,531.88	279	2.16
		07/21/09	325	34.9400	11,355.50	47.9700	15,590.25	4,234.75	338	2.16
		11/04/09	42	39.3500	1,652.70	47.9700	2,014.74	362.04	44	2.16
<b>Subtotal</b>			<b>821</b>		<b>28,144.19</b>		<b>39,383.37</b>	<b>11,239.18</b>	<b>857</b>	<b>2.16</b>
DR PEPPER SNAPPLE GROUP INC	DPS	07/14/10	671	39.3670	26,415.26	37.5500	25,196.05	(1,219.21)	671	2.66
		07/20/10	336	39.3630	13,225.97	37.5500	12,616.80	(609.17)	336	2.66
		07/26/10	338	40.1234	13,561.71	37.5500	12,691.90	(869.81)	338	2.66
<b>Subtotal</b>			<b>1,345</b>		<b>53,202.94</b>		<b>50,504.75</b>	<b>(2,698.19)</b>	<b>1,345</b>	<b>2.66</b>
EATON CORP	ETN	02/10/10	447	63.7040	28,475.69	78.4600	35,071.62	6,595.93	1,038	2.95
		04/05/10	175	77.2584	13,520.22	78.4600	13,730.50	210.28	406	2.95
<b>Subtotal</b>			<b>622</b>		<b>41,995.91</b>		<b>48,802.12</b>	<b>6,806.21</b>	<b>1,444</b>	<b>2.95</b>
EXXON MOBIL CORP COM	XOM	07/21/09	610	70.0200	42,712.20	59.6800	36,404.80	(6,307.40)	1,074	2.94
		11/04/09	66	71.7500	4,735.50	59.6800	3,938.88	(796.62)	117	2.94
<b>Subtotal</b>			<b>676</b>		<b>47,447.70</b>		<b>40,343.68</b>	<b>(7,104.02)</b>	<b>1,191</b>	<b>2.94</b>
FLOWERVE CORP	FLS	09/11/09	240	95.8342	23,000.23	99.1600	23,798.40	798.17	279	1.16
		11/04/09	16	99.9000	1,598.40	99.1600	1,586.56	(11.84)	19	1.16
<b>Subtotal</b>			<b>256</b>		<b>24,598.63</b>		<b>25,384.96</b>	<b>786.33</b>	<b>298</b>	<b>1.16</b>

+



TOTAL MERRILL

LOIS E WOMER FOUNDATION

Account Number: 546-14502

YOUR TRUST MANAGEMENT ACCOUNT STATEMENT OF PRINCIPAL INVESTMENTS

July 01, 2010 - July 30, 2010

Table with columns: Description, Symbol, Acquired, Quantity, Unit Cost Basis, Total Cost Basis, Estimated Market Price, Estimated Market Value, Unrealized Gain/(Loss), Estimated Current Annual Income, and Yield%. Rows include FOREST LABS INC, FREEPRT-MCMRAN CPR & GLD, FRONTIER COMMUNICATIONS CORP, GAP INC DELAWARE, and HEWLETT PACKARD CO DEL.

+

001

3266

15 of 32

LOIS E WOMER FOUNDATION

Account Number: 546-14502

**YOUR TRUST MANAGEMENT ACCOUNT STATEMENT OF PRINCIPAL INVESTMENTS**

July 01, 2010 - July 30, 2010

<b>EQUITIES (continued)</b>	<b>Description</b>	<b>Symbol</b>	<b>Acquired</b>	<b>Quantity</b>	<b>Unit Cost Basis</b>	<b>Total Cost Basis</b>	<b>Estimated Market Price</b>	<b>Estimated Market Value</b>	<b>Unrealized Gain/(Loss)</b>	<b>Annual Income</b>	<b>Estimated Current Yield%</b>
	HONEYWELL INTL INC DEL	HON	10/16/07	13	61.1807	795.35	42.8600	557.18	(238.17)	16	2.82
			02/12/08	7	58.1300	406.91	42.8600	300.02	(106.89)	9	2.82
			10/16/08	4	29.8300	119.32	42.8600	171.44	52.12	5	2.82
			05/07/09	148	33.3400	4,934.32	42.8600	6,343.28	1,408.96	180	2.82
			05/14/09	227	31.8800	7,236.76	42.8600	9,729.22	2,492.46	275	2.82
			07/21/09	274	33.2800	9,118.72	42.8600	11,743.64	2,624.92	332	2.82
			11/04/09	35	36.9100	1,291.85	42.8600	1,500.10	208.25	43	2.82
	<b>Subtotal</b>			<b>708</b>		<b>23,903.23</b>		<b>30,344.88</b>	<b>6,441.65</b>	<b>860</b>	<b>2.82</b>
	INTL BUSINESS MACHINES	IBM	05/07/09	146	102.9700	15,033.63	128.4000	18,746.40	3,712.77	380	2.02
	CORP IBM		05/14/09	21	101.5800	2,133.18	128.4000	2,696.40	563.22	55	2.02
			05/26/09	49	105.3269	5,161.02	128.4000	6,291.60	1,130.58	128	2.02
			07/21/09	277	116.1555	32,175.10	128.4000	35,566.80	3,391.70	721	2.02
			11/04/09	38	122.1700	4,642.46	128.4000	4,879.20	236.74	99	2.02
	<b>Subtotal</b>			<b>531</b>		<b>59,145.39</b>		<b>68,180.40</b>	<b>9,035.01</b>	<b>1,383</b>	<b>2.02</b>
	INTL PAPER CO	IP	09/10/07	62	34.5800	2,143.96	24.2000	1,500.40	(643.56)	31	2.06
			02/12/08	3	33.4700	100.41	24.2000	72.60	(27.81)	2	2.06
			04/03/08	2	28.8000	57.60	24.2000	48.40	(9.20)	1	2.06
			10/16/08	6	16.7100	100.26	24.2000	145.20	44.94	3	2.06
			05/07/09	587	13.3700	7,848.19	24.2000	14,205.40	6,357.21	294	2.06
			07/21/09	399	17.5500	7,002.45	24.2000	9,655.80	2,653.35	200	2.06
			11/04/09	138	23.4900	3,241.62	24.2000	3,339.60	97.98	69	2.06
			03/01/10	505	23.9850	12,112.43	24.2000	12,221.00	108.57	253	2.06
			05/25/10	679	20.8869	14,182.27	24.2000	16,431.80	2,249.53	340	2.06
	<b>Subtotal</b>			<b>2,381</b>		<b>46,789.19</b>		<b>57,620.20</b>	<b>10,831.01</b>	<b>1,193</b>	<b>2.06</b>

+



TOTAL MERRILL

LOIS E WOMER FOUNDATION

Account Number: 546-14502

YOUR TRUST MANAGEMENT ACCOUNT STATEMENT OF PRINCIPAL INVESTMENTS

July 01, 2010 - July 30, 2010

Table with columns: EQUITIES (continued) Description, Symbol, Acquired, Quantity, Unit Cost Basis, Total Cost Basis, Estimated Market Price, Estimated Market Value, Unrealized Gain/(Loss) Annual Income, Estimated Current Yield%. Rows include JOHNSON AND JOHNSON COM, KROGER CO, L-3 COMMUNCTNS HLDGS, LAUDER ESTEE COS INC A, LIMITED BRANDS INC.

+

001

3266

17 of 32

LOIS E WOMER FOUNDATION

Account Number: 546-14502

**YOUR TRUST MANAGEMENT ACCOUNT STATEMENT OF PRINCIPAL INVESTMENTS**

July 01, 2010 - July 30, 2010

EQUITIES (continued) Description	Symbol	Acquired	Quantity	Unit Cost Basis	Total Cost Basis	Estimated Market Price	Estimated Market Value	Unrealized Gain/(Loss) Annual	Estimated Current Annual Income	Yield%
LOCKHEED MARTIN CORP	LMT	10/16/08	3	87.8100	263.43	75.1500	225.45	(37.98)	8	3.35
		05/07/09	82	80.1200	6,569.84	75.1500	6,162.30	(407.54)	207	3.35
		05/14/09	122	80.9700	9,878.34	75.1500	9,168.30	(710.04)	308	3.35
		07/21/09	182	74.7100	13,597.22	75.1500	13,677.30	80.08	459	3.35
<i>Subtotal</i>			389		30,308.83		29,233.35	(1,075.48)	982	3.35
MARATHON OIL CORP	MRO	07/08/09	429	28.4779	12,217.03	33.4500	14,350.05	2,133.02	429	2.98
		07/21/09	286	31.0200	8,871.72	33.4500	9,566.70	694.98	286	2.98
		11/04/09	46	33.0200	1,518.92	33.4500	1,538.70	19.78	46	2.98
<i>Subtotal</i>			761		22,607.67		25,455.45	2,847.78	761	2.98
MCKESSON CORPORATION COM	MCK	03/09/09	17	39.1670	665.84	62.8200	1,067.94	402.10	13	1.14
		05/07/09	154	39.5600	6,092.24	62.8200	9,674.28	3,582.04	111	1.14
		05/14/09	278	39.5200	10,986.56	62.8200	17,463.96	6,477.40	201	1.14
		07/21/09	316	45.8005	14,472.96	62.8200	19,851.12	5,378.16	228	1.14
		11/04/09	42	61.3200	2,575.44	62.8200	2,638.44	63.00	31	1.14
<i>Subtotal</i>			807		34,793.04		50,695.74	15,902.70	584	1.14
MEDCO HEALTH SOLUTIONS I	MHS	07/21/09	238	47.7700	11,369.26	48.0000	11,424.00	54.74		
		08/17/09	254	54.4822	13,838.48	48.0000	12,192.00	(1,646.48)		
		11/04/09	76	59.3600	4,511.36	48.0000	3,648.00	(863.36)		
<i>Subtotal</i>			568		29,719.10		27,264.00	(2,455.10)		
MICROSOFT CORP	MSFT	02/20/07	486	28.6700	13,933.62	25.8100	12,543.66	(1,389.96)	253	2.01
		05/14/09	16	20.0200	320.32	25.8100	412.96	92.64	9	2.01
		07/21/09	360	24.7900	8,924.40	25.8100	9,291.60	367.20	188	2.01
		11/04/09	45	28.3500	1,275.75	25.8100	1,161.45	(114.30)	24	2.01
		11/09/09	732	28.8649	21,129.11	25.8100	18,892.92	(2,236.19)	381	2.01
		11/16/09	816	29.6860	24,223.78	25.8100	21,060.96	(3,162.82)	425	2.01
		01/05/10	650	31.0700	20,195.50	25.8100	16,776.50	(3,419.00)	338	2.01
		01/12/10	501	30.3693	15,215.02	25.8100	12,930.81	(2,284.21)	261	2.01
<i>Subtotal</i>			3,606		105,217.50		93,070.86	(12,146.64)	1,879	2.01
NABORS INDUSTRIES LTD	NBR	11/25/09	1,415	21.1290	29,897.54	18.4100	26,050.15	(3,847.39)		

+



TOTAL MERRILL

LOIS E WOMER FOUNDATION

Account Number: 546-14502

YOUR TRUST MANAGEMENT ACCOUNT STATEMENT OF PRINCIPAL INVESTMENTS

July 01, 2010 - July 30, 2010

EQUITIES (continued) Description	Symbol	Acquired	Quantity	Unit Cost Basis	Total Cost Basis	Estimated Market Price	Estimated Market Value	Unrealized Gain/(Loss)	Annual Income	Current Yield%
† NORTHROP GRUMMAN CORP	NOC	08/05/09 11/04/09	931 45	46.6412 51.0500	43,423.05 2,297.25	58.6400 58.6400	54,593.84 2,638.80	11,170.79 341.55	1,751 85	3.20 3.20
<i>Subtotal</i>			976		45,720.30		57,232.64	11,512.34	1,836	3.20
NRG ENERGY INC	NRG	05/07/09 05/14/09 07/21/09	379 35 304	19.3600 20.2000 24.8199	7,337.44 707.00 7,545.25	22.6800 22.6800 22.6800	8,595.72 793.80 6,894.72	1,258.28 86.80 (650.53)		
		08/11/09 11/04/09	624 52	28.8371 24.0600	17,994.41 1,251.12	22.6800 22.6800	14,152.32 1,179.36	(3,842.09) (71.76)		
<i>Subtotal</i>			1,394		34,835.22		31,615.92	(3,219.30)		
OCCIDENTAL PETE CORP CAL	OXY	07/13/07 02/12/08 10/16/08	1 8 5	63.3300 69.0500 42.4300	63.33 552.40 212.15	77.9300 77.9300 77.9300	77.93 623.44 389.65	14.60 71.04 177.50	2 13 8	1.95 1.95 1.95
		05/07/09 05/14/09 07/21/09 11/04/09	114 184 219 27	62.7000 61.6000 69.6790 81.1300	7,147.80 11,334.40 15,259.72 2,190.51	77.9300 77.9300 77.9300 77.9300	8,884.02 14,339.12 17,066.67 2,104.11	1,736.22 3,004.72 1,806.95 (86.40)	174 280 333 42	1.95 1.95 1.95 1.95
<i>Subtotal</i>			558		36,760.31		43,484.94	6,724.63	852	1.95
PRUDENTIAL FINANCIAL INC	PRU	05/24/10 Q 05/07/09	460 976	55.7381 4.7400	25,639.57 4,626.25	57.2900 5.6600	26,353.40 5,524.16	713.83 897.91	323 313	1.22 5.65
QWEST COMM INTL INC COM		05/14/09 06/09/09 07/21/09 11/04/09	216 443 3,953 576	4.3700 4.0200 4.1100 3.6400	943.92 1,780.86 16,246.83 2,096.64	5.6600 5.6600 5.6600 5.6600	1,222.56 2,507.38 22,373.98 3,260.16	278.64 726.52 6,127.15 1,163.52	70 142 1,265 185	5.65 5.65 5.65 5.65
<i>Subtotal</i>			6,164		25,694.50		34,888.24	9,193.74	1,975	5.65

+

001

3266

19 of 32

LOIS E WOMER FOUNDATION

Account Number: 546-14502

**YOUR TRUST MANAGEMENT ACCOUNT STATEMENT OF PRINCIPAL INVESTMENTS**

July 01, 2010 - July 30, 2010

EQUITIES (continued) Description	Symbol	Acquired	Quantity	Unit Cost Basis	Total Cost Basis	Estimated Market Price	Estimated Market Value	Unrealized Gain/(Loss)	Annual Income	Estimated Current Yield%
RAYTHEON CO DELAWARE NEW	RTN	10/16/07	21	64.7000	1,358.70	46.2700	971.67	(387.03)	32	3.24
		02/12/08	2	66.5800	133.16	46.2700	92.54	(40.62)	3	3.24
		10/16/08	6	45.1900	271.14	46.2700	277.62	6.48	9	3.24
		05/07/09	228	47.3000	10,784.40	46.2700	10,549.56	(234.84)	342	3.24
		05/12/09	274	47.8200	13,102.68	46.2700	12,677.98	(424.70)	411	3.24
		05/14/09	78	46.7500	3,646.50	46.2700	3,609.06	(37.44)	117	3.24
		07/21/09	433	44.6200	19,320.46	46.2700	20,034.91	714.45	650	3.24
		11/04/09	38	46.7800	1,777.64	46.2700	1,758.26	(19.38)	57	3.24
<b>Subtotal</b>			<b>1,080</b>		<b>50,394.68</b>		<b>49,971.60</b>	<b>(423.08)</b>	<b>1,621</b>	<b>3.24</b>
ROSS STORES INC COM	ROST	05/07/09	232	37.0100	8,586.33	52.6600	12,217.12	3,630.79	149	1.21
		05/12/09	315	35.6800	11,239.20	52.6600	16,587.90	5,348.70	202	1.21
		05/14/09	50	35.8100	1,790.50	52.6600	2,633.00	842.50	32	1.21
		07/21/09	457	43.2412	19,761.23	52.6600	24,065.62	4,304.39	293	1.21
		11/04/09	38	45.5900	1,732.42	52.6600	2,001.08	268.66	25	1.21
<b>Subtotal</b>			<b>1,092</b>		<b>43,109.68</b>		<b>57,504.72</b>	<b>14,395.04</b>	<b>701</b>	<b>1.21</b>
SAFEWAY INC NEW	SWY	02/12/08	6	31.5100	189.06	20.5400	123.24	(65.82)	3	2.33
		10/16/08	10	21.4400	214.40	20.5400	205.40	(9.00)	5	2.33
		05/07/09	215	19.9400	4,287.10	20.5400	4,416.10	129.00	104	2.33
		05/12/09	277	19.3100	5,348.87	20.5400	5,689.58	340.71	133	2.33
		05/14/09	67	19.6200	1,314.54	20.5400	1,376.18	61.64	33	2.33
		07/21/09	418	19.8600	8,301.48	20.5400	8,585.72	284.24	201	2.33
		11/04/09	64	22.6600	1,450.24	20.5400	1,314.56	(135.68)	31	2.33
<b>Subtotal</b>			<b>1,057</b>		<b>21,105.69</b>		<b>21,710.78</b>	<b>605.09</b>	<b>510</b>	<b>2.33</b>
SARA LEE CORP COM	SLE	06/23/10	2,027	14.7759	29,950.95	14.7900	29,979.33	28.38	892	2.97
SYSCO CORPORATION	SY	05/12/09	383	23.4200	8,969.86	30.9700	11,861.51	2,891.65	383	3.22
		05/14/09	112	22.8700	2,561.44	30.9700	3,468.64	907.20	112	3.22
		07/21/09	386	23.1500	8,935.90	30.9700	11,954.42	3,018.52	386	3.22
		11/04/09	43	26.8200	1,153.26	30.9700	1,331.71	178.45	43	3.22
<b>Subtotal</b>			<b>924</b>		<b>21,620.46</b>		<b>28,616.28</b>	<b>6,995.82</b>	<b>924</b>	<b>3.22</b>

+



TOTAL MERRILL

LOIS E WOMER FOUNDATION

Account Number: 546-14502

YOUR TRUST MANAGEMENT ACCOUNT STATEMENT OF PRINCIPAL INVESTMENTS

July 01, 2010 - July 30, 2010

Table with columns: EQUITIES (continued) Description, Symbol, Acquired, Quantity, Unit Cost Basis, Total Cost Basis, Estimated Market Price, Estimated Market Value, Unrealized Gain/(Loss)/Annual, Estimated Current Yield%. Rows include TARGET CORP COM, TEXAS INSTRUMENTS, TJX COS INC NEW, TRAVELERS COS INC, UNUM GROUP, and VERIZON COMMUNICATNS COM.

+

LOIS E WOMER FOUNDATION

Account Number: 546-14502

**YOUR TRUST MANAGEMENT ACCOUNT STATEMENT OF PRINCIPAL INVESTMENTS**

July 01, 2010 - July 30, 2010

<b>EQUITIES (continued)</b> <i>Description</i>	<b>Symbol</b>	<b>Acquired</b>	<b>Quantity</b>	<b>Unit Cost Basis</b>	<b>Total Cost Basis</b>	<b>Estimated Market Price</b>	<b>Estimated Market Value</b>	<b>Unrealized Gain/(Loss)</b>	<b>Annual Estimated Income</b>	<b>Current Yield%</b>
WAL-MART STORES INC	WMT	10/16/08	1	51.8900	51.89	51.1900	51.19	(0.70)	2	2.36
		05/07/09	140	50.0600	7,008.40	51.1900	7,166.60	158.20	170	2.36
		05/12/09	93	50.9400	4,737.42	51.1900	4,760.67	23.25	113	2.36
		05/14/09	44	49.0500	2,158.20	51.1900	2,252.36	94.16	54	2.36
		07/21/09	196	48.6700	9,539.32	51.1900	10,033.24	493.92	238	2.36
		11/04/09	28	50.7400	1,420.72	51.1900	1,433.32	12.60	34	2.36
<i>Subtotal</i>			502	24,915.95	24,915.95		<b>25,697.38</b>	781.43	<b>611</b>	2.36
WALGREEN CO	WAG	06/01/10	783	32.4206	25,385.33	28.5500	22,354.65	(3,030.68)	549	2.45
		06/15/10	782	29.9881	23,450.77	28.5500	22,326.10	(1,124.67)	548	2.45
<i>Subtotal</i>			1,565	48,836.10	48,836.10		<b>44,680.75</b>	(4,155.35)	<b>1,097</b>	2.45
WELLPOINT INC	WLP	10/16/07	16	78.4406	1,255.05	50.7200	811.52	(443.53)		
		02/12/08	4	75.9600	303.84	50.7200	202.88	(100.96)		
		10/16/08	3	39.0600	117.18	50.7200	152.16	34.98		
		10/27/08	20	40.6720	813.44	50.7200	1,014.40	200.96		
		05/07/09	158	48.4200	7,650.36	50.7200	8,013.76	363.40		
		05/14/09	272	46.6800	12,696.96	50.7200	13,795.84	1,098.88		
		07/21/09	308	49.2102	15,156.77	50.7200	15,621.76	464.99		
		11/04/09	12	50.8600	610.32	50.7200	608.64	(1.68)		
<i>Subtotal</i>			793	38,603.92	38,603.92		<b>40,220.96</b>	1,617.04		
WSTN DIGITAL CORP DEL	WDC	05/07/09	591	23.4200	13,841.23	26.3900	15,596.49	1,755.26		
		07/21/09	618	29.0500	17,952.90	26.3900	16,309.02	(1,643.88)		
		11/04/09	49	35.3200	1,730.68	26.3900	1,293.11	(437.57)		
<i>Subtotal</i>			1,258	33,524.81	33,524.81		<b>33,198.62</b>	(326.19)		

+

001

3266

22 of 32



TOTAL MERRILL

LOIS E WOMER FOUNDATION

Account Number: 546-14502

### YOUR TRUST MANAGEMENT ACCOUNT STATEMENT OF PRINCIPAL INVESTMENTS

July 01, 2010 - July 30, 2010

Equities (continued) Description	Symbol	Acquired	Quantity	Unit Cost Basis	Total Cost Basis	Estimated Market Price	Estimated Market Value	Unrealized Gain/(Loss)	Annual Income	Estimated Current Yield%
XILINX INC	XLNX	08/13/08	26	27,2950	709.67	27,9200	725.92	16.25	17	2.29
		10/16/08	9	19,9800	179.82	27,9200	251.28	71.46	6	2.29
		05/07/09	586	19,5100	11,432.86	27,9200	16,361.12	4,928.26	376	2.29
		07/21/09	455	20,0812	9,136.95	27,9200	12,703.60	3,566.65	292	2.29
		11/04/09	51	21,9578	1,119.85	27,9200	1,423.92	304.07	33	2.29
Subtotal			1,127		22,579.15		31,465.84	8,886.69	724	2.29
<b>TOTAL</b>					2,283,785.50		2,443,559.68	159,774.18	51,196	2.10
<b>TOTAL PRINCIPAL INVESTMENTS</b>					4,034,857.20		4,279,719.47	244,862.27	117,354	2.74

#### Notes

- Δ Debt instruments purchased at a premium show amortization
  - θ Debt instruments purchased at a discount show accretion
  - 1 Some agency securities are not backed by the full faith and credit of the United States government.
  - \*\*\* Rating currently unavailable or not rated/unrated as provided by Rating Agency or recognized industry wide third party vendor source.
- For Credit Ratings: S&P and Moody's provide credit ratings on the credit quality of certain bonds and preferred stocks. For a credit enhanced security, Moody's and S&P publish and provide third party vendors the higher of the rating on the credit enhancer (guarantor) or the stand alone rating on the underlying security.

### YOUR TRUST MANAGEMENT ACCOUNT STATEMENT OF INCOME INVESTMENTS

CASH/MONEY ACCOUNTS Description	Quantity	Total Cost Basis	Estimated Market Price	Estimated Market Value	Estimated Annual Income	Est. Annual Yield%
CASH	1.24	1.24	1.24	1.24		
BIF MONEY FUND	32,627.00	32,627.00	1.0000	32,627.00	16	.05
<b>TOTAL</b>		32,628.24		32,628.24	16	.05
<b>TOTAL INCOME INVESTMENTS</b>		32,628.24		32,628.24	16	.05

+

001

3266

23 of 32

LOIS E WOMER FOUNDATION

Account Number: 546-14502

**YOUR TRUST MANAGEMENT ACCOUNT STATEMENT OF INCOME INVESTMENTS**

July 01, 2010 - July 30, 2010

LONG PORTFOLIO	Adjusted/Total Cost Basis	Estimated Market Value	Unrealized Gain/(Loss)	Estimated Accrued Interest	Estimated Annual Income	Current Yield%
<b>TOTAL PRINCIPAL/INCOME INVESTMENTS</b>	4,067,485.44	4,312,347.71	244,862.27	18,880.62	117,370	2.72

**YOUR TRUST MANAGEMENT ACCOUNT TRANSACTIONS**

DIVIDENDS/INTEREST INCOME TRANSACTIONS		Description	Income Cash	Principal Cash	Income Year To Date
07/01	Non Rept Int	PUERTO RICO COMWLTH PUB IMPT SER A OID	125.00		
		OCT03 05.000%JUL01 33			
		INTEREST CREDIT			
		PAY DATE 07/01/2010			
07/08	Subtotal (Tax-Exempt Interest)	GENERAL ELEC CAP CORP GLB	125.00		250.00
	Interest Credit	02.800% JAN 08 2013	938.00		
		INTEREST CREDIT			
		PAY DATE 07/08/2010			
07/15	Interest Credit	CREDIT SUISSSE FB USA INC COMPANY GUARNT GLB	1,413.75		
		04.875% JAN 15 2015			
		INTEREST CREDIT			
		PAY DATE 07/15/2010			
07/15	Interest Credit	GOLDMAN SACHS GROUP INC GLB	1,899.25		
		05.350% JAN 15 2016			
		INTEREST CREDIT			
		PAY DATE 07/15/2010			
07/15	Interest Credit	U.S. TRSY INFLATION NOTE 2.0% JAN 15 2026	527.42		

+

001

3266

24 of 32