



See a Social Security Number? Say Something!
Report Privacy Problems to <https://public.resource.org/privacy>
Or call the IRS Identity Theft Hotline at 1-800-908-4490



**Return of Private Foundation
or Section 4947(a)(1) Nonexempt Charitable Trust
Treated as a Private Foundation**

Note. The foundation may be able to use a copy of this return to satisfy state reporting requirements

2009

For calendar year 2009, or tax year beginning **July 1**, 2009, and ending **June 30**, 20 **10**

G Check all that apply: Initial return Initial return of a former public charity Final return
 Amended return Address change Name change

Use the IRS label. Otherwise, print or type. See Specific Instructions.	Name of foundation SERVCO FOUNDATION	A Employer identification number 99-0248256
	Number and street (or P O box number if mail is not delivered to street address) Room/suite P. O. BOX 2788	B Telephone number (see page 10 of the instructions) 808-564-1331
	City or town, state, and ZIP code HONOLULU, HAWAII 96803	C If exemption application is pending, check here <input type="checkbox"/> D 1. Foreign organizations, check here <input type="checkbox"/> 2. Foreign organizations meeting the 85% test, check here and attach computation <input type="checkbox"/>
H Check type of organization: <input checked="" type="checkbox"/> Section 501(c)(3) exempt private foundation <input type="checkbox"/> Section 4947(a)(1) nonexempt charitable trust <input type="checkbox"/> Other taxable private foundation		E If private foundation status was terminated under section 507(b)(1)(A), check here <input type="checkbox"/> F If the foundation is in a 60-month termination under section 507(b)(1)(B), check here <input type="checkbox"/>
I Fair market value of all assets at end of year (from Part II, col. (c), line 16) \$ 5,196,890	J Accounting method: <input type="checkbox"/> Cash <input checked="" type="checkbox"/> Accrual <input type="checkbox"/> Other (specify) _____ (Part I, column (d) must be on cash basis.)	

Part I Analysis of Revenue and Expenses (The total of amounts in columns (b), (c), and (d) may not necessarily equal the amounts in column (a) (see page 11 of the instructions).)		(a) Revenue and expenses per books	(b) Net investment income	(c) Adjusted net income	(d) Disbursements for charitable purposes (cash basis only)
Revenue	1 Contributions, gifts, grants, etc., received (attach schedule)				
	2 Check <input checked="" type="checkbox"/> if the foundation is not required to attach Sch. B				
	3 Interest on savings and temporary cash investments				
	4 Dividends and interest from securities	90,191	90,191		
	5a Gross rents				
	b Net rental income or (loss)				
	6a Net gain or (loss) from sale of assets not on line 10	377,492			
	b Gross sales price for all assets on line 6a				
	7 Capital gain net income (from Part IV, line 2)		377,492		
	8 Net short-term capital gain				
	9 Income modifications				
	10a Gross sales less returns and allowances				
b Less: Cost of goods sold					
c Gross profit or (loss) (attach schedule)					
11 Other income (attach schedule) <i>STMT 1</i>	(14,738)	(14,738)			
12 Total. Add lines 1 through 11	452,945	452,945			
Operating and Administrative Expenses	13 Compensation of officers, directors, trustees, etc.				
	14 Other employee salaries and wages				
	15 Pension plans, employee benefits				
	16a Legal fees (attach schedule)				
	b Accounting fees (attach schedule)				
	c Other professional fees (attach schedule) <i>STMT 1</i>	37,929	37,929		
	17 Interest	7,975	7,975		
	18 Taxes (attach schedule) (see page 14 of the instructions) <i>STMT 1</i>	2,541	5,439		
	19 Depreciation (attach schedule) and depletion				
	20 Occupancy				
	21 Travel, conferences, and meetings				
	22 Printing and publications	330			330
	23 Other expenses (attach schedule) <i>STMT 1</i>	642			642
	24 Total operating and administrative expenses. Add lines 13 through 23	49,417	51,343		972
	25 Contributions, gifts, grants paid	293,895			293,895
26 Total expenses and disbursements. Add lines 24 and 25	343,312	51,343		294,867	
27 Subtract line 26 from line 12:					
a Excess of revenue over expenses and disbursements	109,633				
b Net investment income (if negative, enter -0-)		401,602			
c Adjusted net income (if negative, enter -0-)					

SCANNED MAY 18 2011

IRS-OSC

1514

Part II Balance Sheets		Attached schedules and amounts in the description column should be for end-of-year amounts only. (See instructions.)			
		Beginning of year	End of year		
		(a) Book Value	(b) Book Value	(c) Fair Market Value	
Assets	1	Cash—non-interest-bearing	62,893	52,893	52,893
	2	Savings and temporary cash investments	87,028	109,545	109,545
	3	Accounts receivable ▶ Less: allowance for doubtful accounts ▶			
	4	Pledges receivable ▶ Less: allowance for doubtful accounts ▶			
	5	Grants receivable			
	6	Receivables due from officers, directors, trustees, and other disqualified persons (attach schedule) (see page 16 of the instructions)			
	7	Other notes and loans receivable (attach schedule) ▶ Less: allowance for doubtful accounts ▶			
	8	Inventories for sale or use			
	9	Prepaid expenses and deferred charges			
	10a	Investments—U.S. and state government obligations (attach schedule)			
	b	Investments—corporate stock (attach schedule) <i>SFMT 2</i>	4,531,864	4,578,710	5,034,452
	c	Investments—corporate bonds (attach schedule)			
	11	Investments—land, buildings, and equipment: basis ▶ Less: accumulated depreciation (attach schedule) ▶			
	12	Investments—mortgage loans			
	13	Investments—other (attach schedule)			
	14	Land, buildings, and equipment: basis ▶ Less: accumulated depreciation (attach schedule) ▶			
15	Other assets (describe ▶)				
16	Total assets (to be completed by all filers—see the instructions. Also, see page 1, item I)	4,681,785	4,741,148	5,196,890	
Liabilities	17	Accounts payable and accrued expenses			
	18	Grants payable			
	19	Deferred revenue			
	20	Loans from officers, directors, trustees, and other disqualified persons			
	21	Mortgages and other notes payable (attach schedule)			
	22	Other liabilities (describe ▶)			
23	Total liabilities (add lines 17 through 22)				
Net Assets or Fund Balances	Foundations that follow SFAS 117, check here ▶ <input type="checkbox"/>				
	and complete lines 24 through 26 and lines 30 and 31.				
	24	Unrestricted			
	25	Temporarily restricted			
	26	Permanently restricted			
	Foundations that do not follow SFAS 117, check here ▶ <input checked="" type="checkbox"/>				
	and complete lines 27 through 31.				
	27	Capital stock, trust principal, or current funds	2,725,907	2,725,907	
28	Paid-in or capital surplus, or land, bldg., and equipment fund				
29	Retained earnings, accumulated income, endowment, or other funds	1,955,878	2,015,241		
30	Total net assets or fund balances (see page 17 of the instructions)	4,681,785	4,741,148		
31	Total liabilities and net assets/fund balances (see page 17 of the instructions)	4,681,785	4,741,148		

Part III Analysis of Changes in Net Assets or Fund Balances

1	Total net assets or fund balances at beginning of year—Part II, column (a), line 30 (must agree with end-of-year figure reported on prior year's return)	1	4,681,785
2	Enter amount from Part I, line 27a	2	109,633
3	Other increases not included in line 2 (itemize) ▶	3	
4	Add lines 1, 2, and 3	4	4,791,418
5	Decreases not included in line 2 (itemize) ▶ <i>Adjustment to unrealized gain (loss)</i>	5	(50,270)
6	Total net assets or fund balances at end of year (line 4 minus line 5)—Part II, column (b), line 30	6	4,741,148

Part IV Capital Gains and Losses for Tax on Investment Income

(a) List and describe the kind(s) of property sold (e.g., real estate, 2-story brick warehouse, or common stock, 200 shs MLC Co.)		(b) How acquired P—Purchase D—Donation	(c) Date acquired (mo., day, yr.)	(d) Date sold (mo., day, yr.)
1a SEE STATEMENT 3		P		
b				
c				
d				
e				
(e) Gross sales price	(f) Depreciation allowed (or allowable)	(g) Cost or other basis plus expense of sale	(h) Gain or (loss) (e) plus (f) minus (g)	
a			377,492	
b				
c				
d				
e				
Complete only for assets showing gain in column (h) and owned by the foundation on 12/31/69			(i) Gains (Col. (h) gain minus col. (k), but not less than -0-) or Losses (from col. (h))	
(i) F.M.V. as of 12/31/69	(j) Adjusted basis as of 12/31/69	(k) Excess of col. (i) over col. (j), if any		
a				
b				
c				
d				
e				
2	Capital gain net income or (net capital loss) { If gain, also enter in Part I, line 7 If (loss), enter -0- in Part I, line 7 }		2	377,492
3	Net short-term capital gain or (loss) as defined in sections 1222(5) and (6): If gain, also enter in Part I, line 8, column (c) (see pages 13 and 17 of the instructions). If (loss), enter -0- in Part I, line 8		3	

Part V Qualification Under Section 4940(e) for Reduced Tax on Net Investment Income

(For optional use by domestic private foundations subject to the section 4940(a) tax on net investment income.)

If section 4940(d)(2) applies, leave this part blank.

Was the foundation liable for the section 4942 tax on the distributable amount of any year in the base period? Yes No
If "Yes," the foundation does not qualify under section 4940(e). Do not complete this part.

1 Enter the appropriate amount in each column for each year; see page 18 of the instructions before making any entries.

(a) Base period years Calendar year (or tax year beginning in)	(b) Adjusted qualifying distributions	(c) Net value of noncharitable-use assets	(d) Distribution ratio (col. (b) divided by col. (c))
2008	326,884	5,203,527	.0628
2007	458,048	7,705,423	.0594
2006	333,578	7,617,591	.0438
2005	462,561	6,817,480	.0678
2004	385,476	6,149,835	.0627

2	Total of line 1, column (d)	2	.2965
3	Average distribution ratio for the 5-year base period—divide the total on line 2 by 5, or by the number of years the foundation has been in existence if less than 5 years	3	.0593
4	Enter the net value of noncharitable-use assets for 2009 from Part X, line 5	4	5,477,392
5	Multiply line 4 by line 3	5	324,809
6	Enter 1% of net investment income (1% of Part I, line 27b)	6	4,016
7	Add lines 5 and 6	7	328,825
8	Enter qualifying distributions from Part XII, line 4 If line 8 is equal to or greater than line 7, check the box in Part VI, line 1b, and complete that part using a 1% tax rate. See the Part VI instructions on page 18.	8	294,867

Part VI Excise Tax Based on Investment Income (Section 4940(a), 4940(b), 4940(e), or 4948—see page 18 of the instructions)

1a	Exempt operating foundations described in section 4940(d)(2), check here <input type="checkbox"/> and enter "N/A" on line 1. Date of ruling or determination letter: _____ (attach copy of letter if necessary—see instructions)		
b	Domestic foundations that meet the section 4940(e) requirements in Part V, check here <input type="checkbox"/> and enter 1% of Part I, line 27b	1	8,032
c	All other domestic foundations enter 2% of line 27b. Exempt foreign organizations enter 4% of Part I, line 12, col. (b)		
2	Tax under section 511 (domestic section 4947(a)(1) trusts and taxable foundations only. Others enter -0-)	2	
3	Add lines 1 and 2	3	8,032
4	Subtitle A (income) tax (domestic section 4947(a)(1) trusts and taxable foundations only. Others enter -0-)	4	
5	Tax based on investment income. Subtract line 4 from line 3. If zero or less, enter -0-	5	8,032
6	Credits/Payments:		
a	2009 estimated tax payments and 2008 overpayment credited to 2009	6a	10,357
b	Exempt foreign organizations—tax withheld at source	6b	
c	Tax paid with application for extension of time to file (Form 8868)	6c	2,500
d	Backup withholding erroneously withheld	6d	
7	Total credits and payments. Add lines 6a through 6d	7	12,857
8	Enter any penalty for underpayment of estimated tax. Check here <input type="checkbox"/> if Form 2220 is attached	8	
9	Tax due. If the total of lines 5 and 8 is more than line 7, enter amount owed	9	
10	Overpayment. If line 7 is more than the total of lines 5 and 8, enter the amount overpaid	10	4,825
11	Enter the amount of line 10 to be: Credited to 2010 estimated tax 4,825 Refunded	11	NONE

Part VII-A Statements Regarding Activities

	Yes	No
1a During the tax year, did the foundation attempt to influence any national, state, or local legislation or did it participate or intervene in any political campaign?		✓
b Did it spend more than \$100 during the year (either directly or indirectly) for political purposes (see page 19 of the instructions for definition)? <i>If the answer is "Yes" to 1a or 1b, attach a detailed description of the activities and copies of any materials published or distributed by the foundation in connection with the activities.</i>		✓
c Did the foundation file Form 1120-POL for this year?		✓
d Enter the amount (if any) of tax on political expenditures (section 4955) imposed during the year: (1) On the foundation. ▶ \$ <u>NONE</u> (2) On foundation managers. ▶ \$ <u>NONE</u>		
e Enter the reimbursement (if any) paid by the foundation during the year for political expenditure tax imposed on foundation managers. ▶ \$ <u>NONE</u>		
2 Has the foundation engaged in any activities that have not previously been reported to the IRS? <i>If "Yes," attach a detailed description of the activities.</i>		✓
3 Has the foundation made any changes, not previously reported to the IRS, in its governing instrument, articles of incorporation, or bylaws, or other similar instruments? <i>If "Yes," attach a conformed copy of the changes.</i>		✓
4a Did the foundation have unrelated business gross income of \$1,000 or more during the year?		✓
b If "Yes," has it filed a tax return on Form 990-T for this year?		N/A
5 Was there a liquidation, termination, dissolution, or substantial contraction during the year? <i>If "Yes," attach the statement required by General Instruction T.</i>		✓
6 Are the requirements of section 508(e) (relating to sections 4941 through 4945) satisfied either: • By language in the governing instrument, or • By state legislation that effectively amends the governing instrument so that no mandatory directions that conflict with the state law remain in the governing instrument?	✓	
7 Did the foundation have at least \$5,000 in assets at any time during the year? <i>If "Yes," complete Part II, col. (c), and Part XV</i>	✓	
8a Enter the states to which the foundation reports or with which it is registered (see page 19 of the instructions) ▶ <u>HAWAII</u>		
b If the answer is "Yes" to line 7, has the foundation furnished a copy of Form 990-PF to the Attorney General (or designate) of each state as required by <i>General Instruction G</i> ? <i>If "No," attach explanation</i>	✓	
9 Is the foundation claiming status as a private operating foundation within the meaning of section 4942(j)(3) or 4942(j)(5) for calendar year 2009 or the taxable year beginning in 2009 (see instructions for Part XIV on page 27)? <i>If "Yes," complete Part XIV</i>		✓
10 Did any persons become substantial contributors during the tax year? <i>If "Yes," attach a schedule listing their names and addresses</i>		✓

Part VII-A Statements Regarding Activities (continued)

11	At any time during the year, did the foundation, directly or indirectly, own a controlled entity within the meaning of section 512(b)(13)? If "Yes," attach schedule (see page 20 of the instructions)	11		✓
12	Did the foundation acquire a direct or indirect interest in any applicable insurance contract before August 17, 2008?	12		✓
13	Did the foundation comply with the public inspection requirements for its annual returns and exemption application? Website address ▶ N/A	13	✓	
14	The books are in care of ▶ JEFFREY A. BELL Telephone no. ▶ 808-564-1331 Located at ▶ P. O. BOX 2788 ZIP+4 ▶ 96803-2788			
15	Section 4947(a)(1) nonexempt charitable trusts filing Form 990-PF in lieu of Form 1041—Check here. ▶ <input type="checkbox"/> and enter the amount of tax-exempt interest received or accrued during the year ▶ 15 N/A			

Part VII-B Statements Regarding Activities for Which Form 4720 May Be Required

File Form 4720 if any item is checked in the "Yes" column, unless an exception applies.

		Yes	No
1a	During the year did the foundation (either directly or indirectly):		
(1)	Engage in the sale or exchange, or leasing of property with a disqualified person? <input type="checkbox"/> Yes <input checked="" type="checkbox"/> No		
(2)	Borrow money from, lend money to, or otherwise extend credit to (or accept it from) a disqualified person? <input type="checkbox"/> Yes <input checked="" type="checkbox"/> No		
(3)	Furnish goods, services, or facilities to (or accept them from) a disqualified person? <input type="checkbox"/> Yes <input checked="" type="checkbox"/> No		
(4)	Pay compensation to, or pay or reimburse the expenses of, a disqualified person? <input type="checkbox"/> Yes <input checked="" type="checkbox"/> No		
(5)	Transfer any income or assets to a disqualified person (or make any of either available for the benefit or use of a disqualified person)? <input type="checkbox"/> Yes <input checked="" type="checkbox"/> No		
(6)	Agree to pay money or property to a government official? (Exception. Check "No" if the foundation agreed to make a grant to or to employ the official for a period after termination of government service, if terminating within 90 days.) <input type="checkbox"/> Yes <input checked="" type="checkbox"/> No		
b	If any answer is "Yes" to 1a(1)–(6), did any of the acts fail to qualify under the exceptions described in Regulations section 53.4941(d)-3 or in a current notice regarding disaster assistance (see page 20 of the instructions)? <input type="checkbox"/> Organizations relying on a current notice regarding disaster assistance check here ▶ <input type="checkbox"/>	1b	N/A
c	Did the foundation engage in a prior year in any of the acts described in 1a, other than excepted acts, that were not corrected before the first day of the tax year beginning in 2009?	1c	✓
2	Taxes on failure to distribute income (section 4942) (does not apply for years the foundation was a private operating foundation defined in section 4942(j)(3) or 4942(j)(5)):		
a	At the end of tax year 2009, did the foundation have any undistributed income (lines 6d and 6e, Part XIII) for tax year(s) beginning before 2009? <input type="checkbox"/> Yes <input checked="" type="checkbox"/> No If "Yes," list the years ▶ 20____, 20____, 20____, 20____		
b	Are there any years listed in 2a for which the foundation is not applying the provisions of section 4942(a)(2) (relating to incorrect valuation of assets) to the year's undistributed income? (If applying section 4942(a)(2) to all years listed, answer "No" and attach statement—see page 20 of the instructions.)	2b	N/A
c	If the provisions of section 4942(a)(2) are being applied to any of the years listed in 2a, list the years here. ▶ 20____, 20____, 20____, 20____		
3a	Did the foundation hold more than a 2% direct or indirect interest in any business enterprise at any time during the year? <input type="checkbox"/> Yes <input checked="" type="checkbox"/> No		
b	If "Yes," did it have excess business holdings in 2009 as a result of (1) any purchase by the foundation or disqualified persons after May 26, 1969; (2) the lapse of the 5-year period (or longer period approved by the Commissioner under section 4943(c)(7)) to dispose of holdings acquired by gift or bequest; or (3) the lapse of the 10-, 15-, or 20-year first phase holding period? (Use Schedule C, Form 4720, to determine if the foundation had excess business holdings in 2009.)	3b	N/A
4a	Did the foundation invest during the year any amount in a manner that would jeopardize its charitable purposes?	4a	✓
b	Did the foundation make any investment in a prior year (but after December 31, 1969) that could jeopardize its charitable purpose that had not been removed from jeopardy before the first day of the tax year beginning in 2009?	4b	✓

Part VII-B Statements Regarding Activities for Which Form 4720 May Be Required (continued)

- 5a During the year did the foundation pay or incur any amount to:
- (1) Carry on propaganda, or otherwise attempt to influence legislation (section 4945(e))? Yes No
 - (2) Influence the outcome of any specific public election (see section 4955); or to carry on, directly or indirectly, any voter registration drive? Yes No
 - (3) Provide a grant to an individual for travel, study, or other similar purposes? Yes No
 - (4) Provide a grant to an organization other than a charitable, etc., organization described in section 509(a)(1), (2), or (3), or section 4940(d)(2)? (see page 22 of the instructions) Yes No
 - (5) Provide for any purpose other than religious, charitable, scientific, literary, or educational purposes, or for the prevention of cruelty to children or animals? Yes No
- b If any answer is "Yes" to 5a(1)–(5), did any of the transactions fail to qualify under the exceptions described in Regulations section 53.4945 or in a current notice regarding disaster assistance (see page 22 of the instructions)? Organizations relying on a current notice regarding disaster assistance check here
- c If the answer is "Yes" to question 5a(4), does the foundation claim exemption from the tax because it maintained expenditure responsibility for the grant? Yes No
If "Yes," attach the statement required by Regulations section 53.4945–5(d).
- 6a Did the foundation, during the year, receive any funds, directly or indirectly, to pay premiums on a personal benefit contract? Yes No
- b Did the foundation, during the year, pay premiums, directly or indirectly, on a personal benefit contract? Yes No
If "Yes" to 6b, file Form 8870.
- 7a At any time during the tax year, was the foundation a party to a prohibited tax shelter transaction? Yes No
- b If yes, did the foundation receive any proceeds or have any net income attributable to the transaction? Yes No

5b	N/A
6b	✓
7b	N/A

Part VIII Information About Officers, Directors, Trustees, Foundation Managers, Highly Paid Employees, and Contractors

1 List all officers, directors, trustees, foundation managers and their compensation (see page 22 of the instructions).

(a) Name and address	(b) Title, and average hours per week devoted to position	(c) Compensation (If not paid, enter -0-)	(d) Contributions to employee benefit plans and deferred compensation	(e) Expense account, other allowances
SEE STATEMENT 4	< 1 HR / WEEK	-0-	-0-	-0-

2 Compensation of five highest-paid employees (other than those included on line 1—see page 23 of the instructions). If none, enter "NONE."

(a) Name and address of each employee paid more than \$50,000	(b) Title, and average hours per week devoted to position	(c) Compensation	(d) Contributions to employee benefit plans and deferred compensation	(e) Expense account, other allowances
NONE				

Total number of other employees paid over \$50,000

Part VIII Information About Officers, Directors, Trustees, Foundation Managers, Highly Paid Employees, and Contractors *(continued)*

3 Five highest-paid independent contractors for professional services (see page 23 of the instructions). If none, enter "NONE."

(a) Name and address of each person paid more than \$50,000	(b) Type of service	(c) Compensation
NONE		
Total number of others receiving over \$50,000 for professional services		

Part IX-A Summary of Direct Charitable Activities

List the foundation's four largest direct charitable activities during the tax year. Include relevant statistical information such as the number of organizations and other beneficiaries served, conferences convened, research papers produced, etc.

Expenses
1 NONE
2
3
4

Part IX-B Summary of Program-Related Investments (see page 24 of the instructions)

Describe the two largest program-related investments made by the foundation during the tax year on lines 1 and 2.

Amount
1 NONE
2
All other program-related investments See page 24 of the instructions.
3
Total. Add lines 1 through 3

Part X Minimum Investment Return (All domestic foundations must complete this part. Foreign foundations, see page 24 of the instructions.)

1	Fair market value of assets not used (or held for use) directly in carrying out charitable, etc., purposes:		
a	Average monthly fair market value of securities	1a	5,396,562
b	Average of monthly cash balances	1b	164,242
c	Fair market value of all other assets (see page 24 of the instructions)	1c	
d	Total (add lines 1a, b, and c)	1d	5,560,804
e	Reduction claimed for blockage or other factors reported on lines 1a and 1c (attach detailed explanation)	1e	
2	Acquisition indebtedness applicable to line 1 assets	2	
3	Subtract line 2 from line 1d	3	5,560,804
4	Cash deemed held for charitable activities. Enter 1 1/2% of line 3 (for greater amount, see page 25 of the instructions)	4	83,412
5	Net value of noncharitable-use assets. Subtract line 4 from line 3. Enter here and on Part V, line 4	5	5,477,392
6	Minimum investment return. Enter 5% of line 5	6	273,870

Part XI Distributable Amount (see page 25 of the instructions) (Section 4942(j)(3) and (j)(5) private operating foundations and certain foreign organizations check here and do not complete this part.)

1	Minimum investment return from Part X, line 6	1	273,870
2a	Tax on investment income for 2009 from Part VI, line 5	2a	8,032
b	Income tax for 2009. (This does not include the tax from Part VI.)	2b	
c	Add lines 2a and 2b	2c	8,032
3	Distributable amount before adjustments. Subtract line 2c from line 1	3	265,838
4	Recoveries of amounts treated as qualifying distributions	4	
5	Add lines 3 and 4	5	265,838
6	Deduction from distributable amount (see page 25 of the instructions)	6	
7	Distributable amount as adjusted. Subtract line 6 from line 5. Enter here and on Part XIII, line 1	7	265,838

Part XII Qualifying Distributions (see page 25 of the instructions)

1	Amounts paid (including administrative expenses) to accomplish charitable, etc., purposes:		
a	Expenses, contributions, gifts, etc.—total from Part I, column (d), line 26	1a	294,867
b	Program-related investments—total from Part IX-B	1b	
2	Amounts paid to acquire assets used (or held for use) directly in carrying out charitable, etc., purposes	2	
3	Amounts set aside for specific charitable projects that satisfy the:		
a	Suitability test (prior IRS approval required)	3a	
b	Cash distribution test (attach the required schedule)	3b	
4	Qualifying distributions. Add lines 1a through 3b. Enter here and on Part V, line 8, and Part XIII, line 4	4	294,867
5	Foundations that qualify under section 4940(e) for the reduced rate of tax on net investment income. Enter 1% of Part I, line 27b (see page 26 of the instructions)	5	
6	Adjusted qualifying distributions. Subtract line 5 from line 4	6	294,867

Note. The amount on line 6 will be used in Part V, column (b), in subsequent years when calculating whether the foundation qualifies for the section 4940(e) reduction of tax in those years.

Part XIII Undistributed Income (see page 26 of the instructions)

	(a) Corpus	(b) Years prior to 2008	(c) 2008	(d) 2009
1 Distributable amount for 2009 from Part XI, line 7				265,838
2 Undistributed income, if any, as of the end of 2009:				
a Enter amount for 2008 only			0	
b Total for prior years: 20____, 20____, 20____		0		
3 Excess distributions carryover, if any, to 2009:				
a From 2004				
b From 2005	51,808			
c From 2006				
d From 2007	82,357			
e From 2008	67,994			
f Total of lines 3a through e	202,159			
4 Qualifying distributions for 2009 from Part XII, line 4: ▶ \$ <u>294,867</u>				
a Applied to 2008, but not more than line 2a			0	
b Applied to undistributed income of prior years (Election required—see page 26 of the instructions)		0		
c Treated as distributions out of corpus (Election required—see page 26 of the instructions)				
d Applied to 2009 distributable amount				265,838
e Remaining amount distributed out of corpus	29,029			
5 Excess distributions carryover applied to 2009 (If an amount appears in column (d), the same amount must be shown in column (a).)	0			0
6 Enter the net total of each column as indicated below:				
a Corpus. Add lines 3f, 4c, and 4e. Subtract line 5	231,188			
b Prior years' undistributed income. Subtract line 4b from line 2b		0		
c Enter the amount of prior years' undistributed income for which a notice of deficiency has been issued, or on which the section 4942(a) tax has been previously assessed		0		
d Subtract line 6c from line 6b. Taxable amount—see page 27 of the instructions		0		
e Undistributed income for 2008. Subtract line 4a from line 2a. Taxable amount—see page 27 of the instructions			0	
f Undistributed income for 2009. Subtract lines 4d and 5 from line 1. This amount must be distributed in 2010				0
7 Amounts treated as distributions out of corpus to satisfy requirements imposed by section 170(b)(1)(F) or 4942(g)(3) (see page 27 of the instructions)	0			
8 Excess distributions carryover from 2004 not applied on line 5 or line 7 (see page 27 of the instructions)	0			
9 Excess distributions carryover to 2010. Subtract lines 7 and 8 from line 6a	231,188			
10 Analysis of line 9:				
a Excess from 2005	51,808			
b Excess from 2006				
c Excess from 2007	82,357			
d Excess from 2008	67,994			
e Excess from 2009	29,029			

Part XIV Private Operating Foundations (see page 27 of the instructions and Part VII-A, question 9)

- 1a** If the foundation has received a ruling or determination letter that it is a private operating foundation, and the ruling is effective for 2009, enter the date of the ruling ▶
- b** Check box to indicate whether the foundation is a private operating foundation described in section 4942(j)(3) or 4942(j)(5)

	Tax year	Prior 3 years			(e) Total
	(a) 2009	(b) 2008	(c) 2007	(d) 2006	
2a Enter the lesser of the adjusted net income from Part I or the minimum investment return from Part X for each year listed					
b 85% of line 2a					
c Qualifying distributions from Part XII, line 4 for each year listed					
d Amounts included in line 2c not used directly for active conduct of exempt activities					
e Qualifying distributions made directly for active conduct of exempt activities. Subtract line 2d from line 2c					
3 Complete 3a, b, or c for the alternative test relied upon:					
a "Assets" alternative test—enter:					
(1) Value of all assets					
(2) Value of assets qualifying under section 4942(j)(3)(B)(i)					
b "Endowment" alternative test—enter 2/3 of minimum investment return shown in Part X, line 6 for each year listed					
c "Support" alternative test—enter:					
(1) Total support other than gross investment income (interest, dividends, rents, payments on securities loans (section 512(a)(5)), or royalties)					
(2) Support from general public and 5 or more exempt organizations as provided in section 4942(j)(3)(B)(iii)					
(3) Largest amount of support from an exempt organization					
(4) Gross investment income					

Part XV Supplementary Information (Complete this part only if the foundation had \$5,000 or more in assets at any time during the year—see page 28 of the instructions.)

- 1 Information Regarding Foundation Managers:**
- a** List any managers of the foundation who have contributed more than 2% of the total contributions received by the foundation before the close of any tax year (but only if they have contributed more than \$5,000). (See section 507(d)(2).)
- NONE
- b** List any managers of the foundation who own 10% or more of the stock of a corporation (or an equally large portion of the ownership of a partnership or other entity) of which the foundation has a 10% or greater interest.
- NONE
- 2 Information Regarding Contribution, Grant, Gift, Loan, Scholarship, etc., Programs:** **SEE ATTACHMENT**
- Check here if the foundation only makes contributions to preselected charitable organizations and does not accept unsolicited requests for funds. If the foundation makes gifts, grants, etc. (see page 28 of the instructions) to individuals or organizations under other conditions, complete items 2a, b, c, and d.
- a** The name, address, and telephone number of the person to whom applications should be addressed:
-
- b** The form in which applications should be submitted and information and materials they should include:
-
- c** Any submission deadlines:
-
- d** Any restrictions or limitations on awards, such as by geographical areas, charitable fields, kinds of institutions, or other factors:

Part XV Supplementary Information (continued)

3 Grants and Contributions Paid During the Year or Approved for Future Payment

Recipient Name and address (home or business)	If recipient is an individual, show any relationship to any foundation manager or substantial contributor	Foundation status of recipient	Purpose of grant or contribution	Amount
<p><i>a Paid during the year</i></p> <p style="text-align: center;">SEE STATEMENT 5</p>				293,895
<p>Total ▶ 3a</p>				293,895
<p><i>b Approved for future payment</i></p> <p style="text-align: center;">NONE</p>				
<p>Total ▶ 3b</p>				0

SERVCO FOUNDATION

FYE 06/30/10

STATEMENT 1

	REVENUE & EXPENSE PER BOOKS COL (a)	ALLOC NET INV INCOME COL (b)	ALLOC CHARITABLE PURPOSE COL (d)
--	--	---------------------------------------	---

FORM 990-PF, PART I, LINE 11 OTHER INCOME

LANGDON STREET CAPITAL, LP

(14,738)

(14,738)

0

TOTAL

(14,738)

(14,738)

FORM 990-PF, PART I, LINE 16C, OTHER PROFESSIONAL FEES

INVESTMENT COUNSELOR

37,929

37,929

0

TOTAL

37,929

37,929

FORM 990-PF, PART I, LINE 18 TAXES

FEDERAL EXCISE TAX
OTHER TAXES

(2,898)
5,439

0
5,439

0

TOTAL

2,541

5,439

FORM 990-PF, PART I, LINE 23 OTHER EXPENSES

SUPPLIES

642

642

TOTAL

642

0

642

SERVCO FOUNDATION
 STATEMENT 2
 I.D. #99-0248256
 FYE 06/30/10

FORM 990-PF, PART II, LINE 10b INVESTMENTS IN CORPORATE STOCK

	Merrill Lynch	6/30/2009			Merrill Lynch PAGE NO.	All Accounts transferred in Jan 2010 to Fidelity	# OF SHARES	6/30/2010		FIDELITY PAGE NO.
		BOOK VALUE	MARKET VALUE	BOOK VALUE				MARKET VALUE		
	20M-04032	Various	599,337	441,823	P 67 OF 103	646-064742	Various	455,189	407,723	P 33 OF 49
	20M-04028	Various	390,477	419,500	P. 11 OF 103	646-064734	Various	501,625	490,057	P 26 OF 49
	20M-04029	Various	414,680	477,318	P. 22 OF 103	646-064750	Various	378,760	358,768	P 42 OF 49
	20M-04034	Various	396,501	388,469	P 95 OF 103	676-208612	Various	442,366	363,816	P 16 OF 49
	20M-04030	Various	386,578	371,631	P. 35 OF 103	676-208639	Various	433,107	425,628	P. 6 OF 49
	20M-04033	Various	461,814	472,047	P. 83 OF 103	676-208620	Various	358,133	434,865	P 22 OF 49
Total			2,649,387	2,570,788				2,569,180	2,480,857	
Langdon Street Capital LP			1,390,352	1,317,982				1,517,405	1,562,145	
March International Investments, Ltd.			492,125	990,726				492,125	991,450	
Total			4,531,864	4,879,496				4,578,710	5,034,452	



JP Morgan Intl Core

Account Number: 20M-04032

TOTAL MERRILL*

YOUR EMA ASSETS

May 30, 2009 - June 30, 2009

EQUITIES (continued)		Symbol	Acquired	Quantity	Unit		Total	Estimated	Estimated	Unrealized	Estimated	Current
Description	ADR				Cost Basis	Cost Basis						
WOLSELEY PLC	ADR	WOSCY	01/17/07	465	23,7220	1,9900	11,030	1,9900	925.35	(10,105)	155	3.87
			06/05/09	870	1,7608	1,9900	1,531	1,9900	1,731.30	199	150	3.33
				1,335			12,562		2,656.65	(9,906)	29	3.33
Subtotal							6,877	17,4400	4,011.20	(2,865)	205	3.33
WOLTERS KLUWR NV SPN ADR		WTKWY	01/17/07	230	29,9000	33,2600	9,857	33,2600	4,490.10	(5,366)	150	3.33
WPP PLC ADR		WPPGY	01/17/07	135	73,0151	33,2600	902	33,2600	864.76	(37)	27	3.33
			06/08/09	26	34,7188	33,2600	831	33,2600	798.24	(33)	27	3.33
			06/09/09	24	34,6500		11,591		6,153.10	(5,436)	205	3.33
Subtotal							3,355	17,6600	2,825.60	(530)	127	4.47
ZURICH FINL SVCS SPN ADR		ZFSYI	12/20/05	160	20,9747	17,6600	3,523	17,6600	2,295.80	(1,227)	103	4.47
			01/11/07	130	27,1000	17,6600	2,484	17,6600	1,589.40	(894)	71	4.47
			01/17/07	90	27,6000		9,362		6,710.80	(2,651)	301	4.47
Subtotal							599,337		441,822.72	(157,480)	16,302	3.69
TOTAL												

LONG PORTFOLIO		Adjusted/Total	Estimated	Unrealized	Estimated	Current
Date	Description					
		606,682	449,167.39	(157,480)	16,331	3.64
TOTAL						

YOUR EMA TRANSACTIONS

DIVIDENDS/INTEREST INCOME TRANSACTIONS		Quantity	Description	Income	Year To Date
Date	Transaction Type				
06/30	Bank Interest		BANK DEPOSIT INTEREST	1.25	
	Income Total		ML Bank Deposit Program	3.00	
	Subtotal (Taxable Interest)		BG GROUP PLC SPON ADR	4.25	28.76
06/01	* Rpt Fgn Div		HOLDING 80.0000	41.49	
			PAY DATE 06/01/2009		



Santa Barbara LCG

Account Number: 20M-04028

TOTAL MERRILL*

YOUR EMA ASSETS

May 30, 2009 - June 30, 2009

Equities (continued) Description	Symbol	Acquired	Quantity	Unit Cost Basis	Total Cost Basis	Estimated Market Price	Estimated Market Value	Unrealized Gain/(Loss)	Estimated Annual Income	Current Yield%
TEVA PHARMACTCL INDS ADR	TEVA	01/22/09	190	42.5098	8,076	49.3400	9,374.60	1,297	82	.86
UNITED TECHS CORP COM	UTX	01/22/09	80	48.6772	3,894	51.9600	4,156.80	262	123	2.96
RIAN MEDICAL SYS INC	VAR	01/22/09	300	34.3790	10,313	35.1400	10,542.00	228	317	4.11
WASTE MANAGEMENT INC NEW	WMI	01/22/09	273	32.3700	8,837	28.1600	7,687.68	(1,149)	684	
WATERS CORP	WAT	05/13/09	97	44.4183	4,308	51.4700	4,992.59	684	27	.24
WESTERN UN CO	WU	01/22/09	670	13.8399	9,272	16.4000	10,988.00	1,715	179	2.62
XEROX CORP	XRX	01/22/09	1,050	7.5381	7,915	6.4800	6,804.00	(1,111)	175	1.31
XTO ENERGY INC	XTO	01/22/09	350	34.4584	12,060	38.1400	13,349.00	1,288	6,686	1.59
TOTAL					390,477		419,500.18	29,017		

LONG PORTFOLIO

Adjusted/Total Cost Basis	Estimated Market Value	Unrealized Gain/(Loss)	Estimated Accrued Interest	Estimated Annual Income	Current Yield%
399,513	428,536.03	29,017		6,721	1.57
TOTAL					

YOUR EMA TRANSACTIONS

Date	Transaction Type	Quantity	Description	Income	Year To Date
06/30	Bank Interest		BANK DEPOSIT INTEREST	1.17	
	Income Total		ML Bank Deposit Program	5.00	
	Subtotal (Taxable Interest)			6.17	63.72
06/01	* Dividend		INTEL CORP	88.20	
			HOLDING 630.0000		
06/02	* Rpt Fgn Div		PAY DATE 06/01/2009	17.10	
			BUNGE LIMITED		
			HOLDING 90.0000		
			PAY DATE 06/02/2009		

Janus LCG

Account Number: 20M-04029

YOUR EMA ASSETS

May 30, 2009 - June 30, 2009

EQUITIES (continued) Description	Symbol	Acquired	Quantity	Unit Cost Basis	Total Cost Basis	Estimated Market Price	Estimated Market Value	Unrealized Gain/(Loss)	Estimated Annual Income	Current Yield%
UNITEDHEALTH GROUP INC	UNH	01/28/09	371	30.0000	11,130	24.9800	9,267.58	(1,862)	11	.12
VALE SA	VALE	01/28/09	551	15.0000	8,265	17.6300	9,714.13	1,449	157	1.61
ERTEX PHARMCTLS INC	VRTX	02/19/09	119	33.3715	3,971	35.9700	4,280.43	309		
TOTAL					414,680		477,317.55	62,630	2,911	.61


LONG PORTFOLIO

	Adjusted/Total Cost Basis	Estimated Market Value	Unrealized Gain/(Loss)	Estimated Accrued Interest	Estimated Annual Income	Current Yield%
TOTAL	429,507	492,144.42	62,630		2,970	.60

YOUR EMA TRANSACTIONS

DIVIDENDS/INTEREST INCOME TRANSACTIONS

Date	Transaction Type	Quantity	Description	Income	Year To Date	Income
06/30	Bank Interest		BANK DEPOSIT INTEREST	1.10		
	Income Total		ML Bank Deposit Program	4.00		
5/02	* Rpt Fgn Div		BUNGE LIMITED	5.10		56.20
			HOLDING 133.0000	25.27		
06/03	* Dividend		PAY DATE 06/02/2009			
			UNITED PARCEL SVC CL B	54.00		
			HOLDING 120.0000			
06/08	* Rpt Fgn Div		PAY DATE 06/03/2009			
			BAE SYS PLC SPN ADR	197.86		
			HOLDING 347.0000			
06/25	* Dividend		PAY DATE 06/08/2009			
			CME GROUP INC	42.55		
			HOLDING 37.0000			
			PAY DATE 06/25/2009			




Eagle Asset LC Core

Account Number: 20M-04034

YOUR EMA ASSETS

May 30, 2009 - June 30, 2009

EQUITIES (continued)		Symbol	Acquired	Quantity	Unit Cost Basis	Total Cost Basis	Estimated Market Price	Estimated Market Value	Unrealized Gain/(Loss)	Estimated Annual Income	Current Yield%		
MERCK&CO INC		MRK	01/12/09	295	28.6695	8,457	27.9600	8,248.20	(209)	448	5.43		
PEPSICO INC		PEP	01/12/09	260	51.6900	13,439	54.9600	14,289.60	850	468	3.27		
PG&E CORP		PCG	01/12/09	205	38.5445	7,901	38.4400	7,880.20	(21)	344	4.37		
			02/10/09	125	37.2336	4,654	38.4400	4,805.00	150	210	4.37		
	Subtotal			330		12,555		12,685.20	129	554	4.37		
PPG INDUSTRIES INC SHS		PRG	01/12/09	200	42.8899	8,577	43.9000	8,780.00	202	424	4.82		
PROCTER & GAMBLE CO		PG	01/12/09	275	59.8100	16,447	51.1000	14,052.50	(2,395)	484	3.44		
REGAL ENTMT GROUP CL A		RGC	01/12/09	625	10.1000	6,312	13.2900	8,306.25	1,993	450	5.41		
SIMON PROPERTY GROUP DEL REIT		SPG	01/12/09	100	45.6092	4,560	51.4300	5,143.00	582	240	4.66		
			03/20/09	2	33.9400	67	51.4300	102.86	34	5	4.66		
	Subtotal			102		4,628		5,245.86	616	245	4.66		
SYSCO CORPORATION		SY	01/12/09	550	23.7063	13,038	22.4800	12,364.00	(674)	528	4.27		
UGI CORP-NEW		UGI	01/12/09	525	24.0299	12,615	25.4900	13,382.25	766	420	3.13		
US BANCORP (NEW)		USB	01/12/09	490	22.3895	10,970	17.9200	8,780.80	(2,190)	98	1.11		
VERIZON COMMUNICATNS COM		VZ	01/12/09	365	32.0980	11,715	30.7300	11,216.45	(499)	672	5.98		
WELLS FARGO & CO NEW DEL		WFC	01/12/09	590	25.0095	14,755	24.2600	14,313.40	(442)	118	.82		
WYETH		WYE	01/12/09	325	37.5300	12,197	45.3900	14,751.75	2,554	390	2.64		
3M COMPANY		MMM	01/12/09	205	57.3345	11,753	60.1000	12,320.50	566	418	3.39		
	TOTAL					396,501		388,468.59	(8,027)	15,267	3.93		
LONG PORTFOLIO				Adjusted/Total Cost Basis	424,837	Estimated Market Value	416,804.56	Unrealized Gain/(Loss)	(8,027)	Estimated Annual Income	15,378	Current Yield%	3.69
TOTAL													



MFS Intl Growth

Account Number: 20M-04030

YOUR EMA ASSETS

May 30, 2009 - June 30, 2009

Equities (continued) Description	Symbol	Acquired	Quantity	Unit Cost Basis	Total Cost Basis	Estimated Market Price	Estimated Market Value	Unrealized Gain/(Loss)	Estimated Annual Income	Current Yield%
SWISS REINS SPNSD ADR	SWCEY	01/06/09	104	46.9000	4,877	33.1500	3,447.60	(1,430)	7	.20
		05/12/09	47	34.9685	1,643	33.1500	1,558.05	(85)	3	.20
Subtotal			151		6,521		5,005.65	(1,515)	10	.20
LAN S MANUFCTRING ADR	TSM	05/02/08	369	11.1272	4,105	9.4100	3,472.29	(633)	98	2.79
TESCO PLC SPNRD ADR	TSCDY	01/06/09	202	16.1000	3,252	17.4200	3,518.84	266	149	2.28
TNT N V ADR	TNTTY	01/06/09	334	20.7168	6,919	19.5000	6,513.00	(406)	619	4.69
TOTAL S.A. SP ADR	TOT	01/06/09	243	56.2041	13,657	54.2300	13,177.89	(479)	79	4.69
		04/16/09	31	47.4606	1,471	54.2300	1,681.13	209	698	4.69
Subtotal			274		15,128		14,859.02	(270)		
UBS AG	UBS	01/06/09	282	14.3585	4,049	12.2100	3,443.22	(605)	249	5.84
VODAFONE GROUP PLC NEW	VOD	07/09/03	218	22.6300	4,933	19.4900	4,248.82	(684)	211	5.84
		01/11/07	185	29.0500	5,374	19.4900	3,605.65	(1,768)	459	5.84
Subtotal			403		10,307		7,854.47	(2,452)	257	3.33
WPP PLC ADR	WPPGY	01/06/09	232	30.7599	7,136	33.2600	7,716.32	580	12,289	3.31
TOTAL					386,578		371,631.38	(14,940)		

LONG PORTFOLIO	Adjusted/Total Cost Basis	Estimated Market Value	Unrealized Gain/(Loss)	Estimated Accrued Interest	Estimated Annual Income	Current Yield%
TOTAL	400,468	385,521.81	(14,940)		12,344	3.20

YOUR EMA TRANSACTIONS

DIVIDENDS/INTEREST INCOME TRANSACTIONS			Income
Date	Transaction Type	Quantity	Year To Date
06/30	Bank Interest		.61
	Income Total		4.00
	Subtotal (Taxable Interest)		4.61
			23.21





Mixed Sources
FSC
www.fsc.org

Lazard Intl Value

Account Number: 20M-04033

YOUR EMA ASSETS

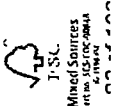
May 30, 2009 - June 30, 2009

EQUITIES (continued) Description	Symbol	Acquired	Quantity	Unit Cost Basis	Total Cost Basis	Estimated Market Price	Estimated Market Value	Unrealized Gain/(Loss)	Estimated Annual Income	Current Yield%
TURKCELL ILETISIM ADR	TKC	05/16/08	13	19.4769	253	13.8600	180.18	(73)	10	5.68
		06/24/08	48	15.9237	764	13.8600	665.28	(99)	38	5.68
		07/01/08	64	14.1129	903	13.8600	887.04	(16)	50	5.68
		07/02/08	280	14.6792	4,110	13.8600	3,880.80	(229)	221	5.68
		08/13/08	52	17.3480	902	13.8600	720.72	(181)	41	5.68
		09/19/08	58	15.6900	910	13.8600	803.88	(106)	46	5.68
Subtotal			515		7,843		7,137.90	(704)	406	5.68
UNILEVER PLC NEW ADR	UL	01/08/09	499	23.9316	11,941	23.5000	11,726.50	(215)	469	3.99
VODAFONE GROUP PLC NEW	VOD	01/08/09	582	21.2591	12,372	19.4900	11,343.18	(1,029)	663	5.84
ZURICH FINL SVCS SPN ADR	ZFSV	01/08/09	690	21.7000	14,973	17.6600	12,185.40	(2,787)	546	4.47
		03/16/09	230	12.9369	2,975	17.6600	4,061.80	1,086	182	4.47
		04/30/09	69	18.6817	1,289	17.6600	1,218.54	(70)	55	4.47
Subtotal			989		19,237		17,465.74	(1,771)	782	4.47
TOTAL					461,814		472,047.31	10,233	18,070	3.83

LONG PORTFOLIO	Adjusted/Total Cost Basis	Estimated Market Value	Unrealized Gain/(Loss)	Estimated Accrued Interest	Estimated Annual Income	Current Yield%
TOTAL	475,332	485,565.46	10,233		18,124	3.73

YOUR EMA TRANSACTIONS

DIVIDENDS/INTEREST INCOME TRANSACTIONS	Date	Transaction Type	Quantity	Description	Income	Year To Date
	06/30	Bank Interest		BANK DEPOSIT INTEREST	.50	
		Income Total		ML Bank Deposit Program	9.00	
		Subtotal (Taxable Interest)		BG GROUP PLC SPON ADR	9.50	52.90
	06/01	* Rpt Fgn Div		HOLDING 99.0000	51.34	
				PAY DATE 06/01/2009		





Investment Report

June 1, 2010 - June 30, 2010

Brokerage 646-064742 SERVCO FOUNDATION

Separate Account Manager: CKW FINANCIAL GROUP, LLC - TBH MANAGED ACCOUNT

Holdings (Symbol as of June 30, 2010)	Quantity June 30, 2010	Price per Unit June 30, 2010	Total Cost Basis	Total Value June 1, 2010	Total Value June 30, 2010
ROCHE HOLDINGS AG SPN ADR EACH REP	267,000	34.567	11,269.65	9,186.93	9,229.38
0.25 GENUSSCHEI(BNY) (RHHBY)	597,000	5.830	4,863.94	3,844.88	3,480.51
SANDRIDGE ENERGY INC COM (SD)	224,000	21.100	4,496.55		4,726.40
TALECRIS BIOTHERAPEUTICS					
HOLDINGS COM USD 0.01 (TLOR)	195,000	49.050	9,070.46	10,151.70	9,564.75
THERMO FISHER SCIENTIFIC INC (TMO)	193,000	68.570	15,468.54	13,961.62	13,234.01
TOYOTA MOTOR CORP ADR EACH REP 2 ORD					
NPV LVLIII(SPON) (TM)					
TRANSATLANTIC HLDGS (TRH)	218,000	47.980	10,838.55	10,252.54	10,455.28
US BANCORP DEL COM NEW (USB)	442,000	22.950	11,106.94	10,590.32	9,878.70
UNITED STATES STEEL CORP (X)	189,000	38.550	9,620.83	7,411.97	7,285.95
VARIAN MEDICAL SYS INC (VAR)	113,000	52.280	4,277.72	5,660.17	5,907.64
VISA INC COM CL A (V)	64,000	70.750	4,674.34	4,637.44	4,528.00
Core Account					
CASH	16,423.610	1.000	not applicable	13,509.72	16,423.61
Total Market Value			455,188.87		\$424,146.06
				LESS CASH	< 16,423.61 >
				END EQ	407,722.45

All positions held in cash account unless indicated otherwise
I - Third-party provided

Transaction Details

(for holdings with activity this period)

Settlement Date	Security	Description	Quantity	Price per Unit	Cost Basis of Close	Transaction Amount
4/12	ACE LIMITED ORD CHF31.88	Dividend received				\$91.76
4/12	ACE LIMITED ORD CHF31.88	Adj return of capital				-91.76
6/01	CONOCOPHILLIPS	Dividend received				113.85
6/01	ENERGY CORP NEW	Dividend received				154.38



Investment Report

June 1, 2010 - June 30, 2010

Brokerage 646-064750 SERVCO FOUNDATION Separate Account Manager: CKW FINANCIAL GROUP, LLC - TBH MANAGED ACCOUNT

Holdings (Symbol) as of June 30, 2010	Quantity June 30, 2010	Price per Unit June 30, 2010	Total Cost Basis	Total Value June 1, 2010	Total Value June 30, 2010
SWISS REINSURANCE COMPANY ADR-EACH	85,000	41.462	4,186.25	3,464.77	3,524.27
REPR 1 ORD CHF0.10 (SWCEY)					
SYMRISE AG UNSP ADR EACH REPR.1 ORD (SYIEY)	180,000	20.700	3,097.56	6,100.50	3,726.00
TNT NV SPONS ADR EACH REP-1 ORD NLG1 (TNTTY)	157,000	25.454	3,252.54	3,984.34	3,996.27
TAIWAN SEMICONDUCTOR MANUFACTURING ADS EACH CNV INTO 5 ORD TWD10 (TSM)	757,000	9.760	8,115.71	7,380.75	7,388.32
TECK RESOURCES LIMITED CLASS B SUB	124,000	29.580	4,199.15	4,218.48	3,667.92
VTG COM NPV ISIN #CA8787422044 SEDOL #2879327 (TKK)					
TESCO ADR EACH REPR 3 ORD (JPM) (TSCDY)	281,000	17.058	4,679.20	3,338.69	4,793.29
TOKIO MARINE HOLDINGS INC ADR EACH REP 1 ORD SHS NPV (TKOMY)	143,000	26.717	3,874.29	3,888.82	3,820.55
TOMKINS ADR-EACH REPR 4 ORD SHS GBPO.05 (TKS)	405,000	13.330	4,113.43	5,670.00	5,398.65
TOTAL ADR EACH REP 1 ORD SHS EUR10 (TOT)	183,000	44.640	9,672.62	6,994.50	8,169.12
VIRGIN MEDIA INC COM (VMED)	111,000	16.690	2,113.36	1,793.76	1,852.59
VODAFONE GROUP SPON ADR REP 10 ORD USD0.11428571 (VOD)	380,000	20.670	9,802.46	9,527.40	7,854.60
WPP PLC ADR EACH REPR 5 ORD SHS GBPO.10 (WPPGY)	176,000	46.810	5,413.76	8,268.48	8,238.56
WESTPAC BANKING CORPORATION ADR-EACH REPR 5 ORD NPV (WBK)	37,000	88.580	3,951.60	3,634.51	3,277.46
ZURICH FINANCIAL SERVICES AG SPON ADR 10 REP 1 ORD CHF10 (ZFSVY)	242,000	22.210	5,420.43	4,948.90	5,374.82
Core Account					
CASH	7,142.240	1,000	not applicable	10,080.90	7,142.24

Total Market Value

All positions held in cash account unless indicated otherwise
t - Third-party provided

378,759.86

Less CASH
\$365,910.07
7,142.24
358,767.83



Investment Report

June 1, 2010 - June 30, 2010

Brokerage 676-208612 SERVCO FOUNDATION

Separate Account Manager: CKW FINANCIAL GROUP, LLC - TBH MANAGED ACCOUNT

Holdings (Symbol) as of June 30, 2010	Quantity June 30, 2010	Price per Unit June 30, 2010	Total Cost Basis	Total Value June 31, 2010	Total Value June 30, 2010
VODAFONE GROUP SPON ADR REP 10 ORD	510,000	20.670	10,870.11	10,251.00	10,541.70
USD0.11428571 (VOD)					
VOLKSWAGEN AG ADR EACH REP 1/5 NON.V	115,000	17.778	2,212.19	1,982.60	2,044.47
PRF NPV(MGT) (VLKPY)					
WPP PLC ADR EACH REPR 5 ORD SHS	95,000	46.810	5,019.98	4,463.10	4,446.95
GBP0.10 (WPPGY)					
WOLTERS KLUWERS ADR-CNV INTO 1 ORD	255,000	19.323	6,762.67	4,727.70	4,927.36
EUR0.12 (WTKWY)					
XSTRATA PLC ADR EACH REPR 0 20 ORD	640,000	2.653	2,162.11	1,879.04	1,697.92
USD0.50 (XSRAY)					
ZURICH FINANCIAL SERVICES AG SPON ADR	305,000	22.210	7,789.85	6,237.25	6,774.05
10 REP 1 ORD CHF10 (ZFSVY)					
Core Account:					
CASH	16,691,590	1,000	not applicable	15,219.94	16,691.59
Total Market Value			442,365.82	END CASH	\$380,507.44
<i>All positions held in cash account unless indicated otherwise.</i>					
<i>t - Third-party provided</i>					

Transaction Details (for holdings with activity this period)

Settlement Date	Security	Description	Quantity	Price per Unit	Transaction Amount
6/01	XSTRATA PLC ADR EACH REPR 0.20 ORD USD0.50	Foreign tax paid			-\$4.51
6/01	XSTRATA PLC ADR EACH REPR 0.20 ORD USD0.50	Dividend received			12.88
6/01	XSTRATA PLC ADR EACH REPR 0.20 ORD USD0.50	Fee charged			-1.61
6/02	GDF SUEZ SPON ADR EACH REPR 1 ORD	Foreign tax paid			-14.70



Investment Report

June 1, 2010 - June 30, 2010

Brokerage 676-208639 SERVCO FOUNDATION Separate Account Manager: CKW FINANCIAL GROUP, LLC - TBH MANAGED ACCOUNT

Holdings (Symbol) as of June 30, 2010	Quantity June 30, 2010	Price per Unit June 30, 2010	Total Cost Basis	Total Value June 1, 2010	Total Value June 30, 2010
SUN HUNG KAI PROPERTIES LTD SPND	351,000	13.792	4,376.49	4,674.96	4,840.99
ADR EACH REPR 1 ORD HKD (SUHJY)	959,000	9.760	10,126.58	9,350.25	9,359.84
TAIWAN SEMICONDUCTOR MANUFACTURING ADS EACH CNV INTO 5 ORD TWD10 (TSM)	367,000	17.058	6,033.48	6,552.41	6,260.28
TESCO ADR EACH REPR 3 ORD (JPM) (TSCDY)	235,000	44.640	13,184.55	10,958.05	10,490.40
TOTAL ADR EACH REP 1 ORD SHS EUR10 (TOT)	703,000	7.503	6,844.63	5,676.72	5,274.60
TULLOW OIL PLC SPON ADR EACH REPR 1/2 SHS (TUWOY)	265,000	12.980	4,087.41	5,985.12	3,499.70
TURKCELL ILETISIM HIZMET ADS EACH REPR 2.5 TRADABLE SHS TRY1 (TKC)	1,561,000	4.200	7,092.93	3,432.02	6,556.20
TURKIYE GARANTI BANKASI ADS.EACH 1 REPR 1 ORD TRY1 LVL1 (TKGBY)	328,000	26.730	7,849.58	8,869.12	8,767.44
UNILEVER PLC ADS-EA REPR 1 ORD GPB0.03111 (UL)	169,000	24.350	4,689.14	4,595.11	4,115.15
VALE S.A. SPONS ADR REPR 1 COM NPV (VALE) MORRISON(WM) SUPERMA KETS UNSP ADR EACH REPR 5 ORD (MRWSY)	221,000	19.850	5,199.77	4,238.78	4,386.85
XSTRATA PLC ADR EACH REPR 0 20 ORD USD0.50 (XSRAY)	2,032,000	2.653	7,100.61	4,583.09	5,390.89
YAHOO JAPAN CORPORATION ADR EACH REPR 0 33333 SHS (YAHOY)	57,000	134.156	7,181.22	6,668.60	7,646.89
ZURICH FINANCIAL SERVICES AG SPON ADR 10 REP 1 ORD CHF10 (ZFSVY)	336,000	22.210	5,067.43	6,871.20	7,462.56
Core Account					
CASH	19,072.020	1.000	not applicable	21,374.09	19,072.02
Total Market Value			433,107.04	CASH	\$444,699.84
All positions held in cash account unless indicated otherwise.					< 19,072.02 >
t - Third-party provided					425,627.02

Transaction Details (for holdings with activity this period)



Investment Report

June 1, 2010 - June 30, 2010

Brokerage 676-208620 - SERVCO FOUNDATION
 Separate Account Manager: CKW FINANCIAL GROUP, LLC - TBH MANAGED ACCOUNT

Holdings (Symbol) as of June 30, 2010	Quantity June 30, 2010	Price per Unit June 30, 2010	Total Cost Basis	Total Value June 1, 2010	Total Value June 30, 2010
Other					
AMB PPTY CORP (AMB)	240,000	23.710	6,647.69	6,223.20	5,690.40
AVALONBAY COMMUNITIES INC (AVB)	65,000	93.370	4,251.23	6,373.90	6,069.05
BOSTON PPTYS INC (BXP)	90,000	71.340	4,549.32	6,901.20	6,420.60
HCP INC COM (HCP)	200,000	32.250	4,460.01	6,372.00	6,450.00
SIMON PPTY GRP INC (SPG)	102,000	80.750	4,628.80	8,673.06	8,236.50
Core Account					
CASH	35,862.190	1,000	not applicable	40,917.68	35,862.19
Total Market Value			358,133.36	LESS: CASH	\$470,727.49
					< 358,621.19 >
				ENDEQ	4,349,653.30

All positions held in cash account unless indicated otherwise.
 t - Third-party provided

Transaction Details (for holdings with activity this period)

Settlement Date	Security	Description	Quantity	Price per Unit	Cost Basis of Cbse	Transaction Amount
6/01	CONOCOPHILLIPS	Dividend received				\$134.75
6/01	PFIZER INC	Dividend received				118.26
6/09	GENERAL MILLS INC	Distribution	250,000			0.00
6/10	CHEVRON CORP NEW	Dividend received				144.00
6/10	EMERSON ELECTRIC CO	Dividend received				120.60
6/10	EXXON MOBIL CORP	Dividend received				92.84
6/10	HONEYWELL INTL INC	Dividend received				81.37
6/10	NORFOLK SOUTHERN CRP	Dividend received				54.40
6/10	UNITED TECHNOLOGIES CORP	Dividend received				92.23
6/11	DU PONT E I DE NEMOURS & CO	Dividend received				149.24
6/11	PPG INDUSTRIES	Dividend received				108.00



JP Morgan Intl Core

Account Number: 20M-04032

TOTAL MERRILL*

YOUR EMA TRANSACTIONS

December 01, 2009 - December 31, 2009

SECURITY TRANSACTIONS (continued)

Date	Description	Transaction Type	Quantity	Unit Price	Debit	Credit	Accrued Interest Earned/(Paid)
12/23	ING GROEP ADS RTS	Exchange	-1			2.34	
	NON-TRANSFERABLE PAY DATE 12/23/2009						
	Subtotal (Other Security Transactions)				2,707.02	199.45	
	TOTAL				2,707.02	199.45	

REALIZED GAINS/(LOSSES)

Description	Quantity	Acquired Date	Liquidation Date	Sales Price	Cost Basis	This Statement	Gains/(Losses)*	Year to Date
Subtotal (Long-Term)						-0-	AF13	(63,145.26)
Subtotal (Short-Term)						-0-	AF12	(12,576.57)
TOTAL								(75,721.83)

* - Excludes transactions for which we have insufficient data

The capital gains and losses shown above may not reflect all transactions which must be reported on your 2009 tax return. These reportable transactions will appear on your January statement.

CASH/OTHER TRANSACTIONS

Date	Transaction Type	Quantity	Description	Debit	Credit
12/03	Fgn Div Tax		HONDA MOTOR ADR NEW	1.47	F
			NON-RECLAIMABLE TAX		
			PAY DATE 12/03/2009		
12/03	CertIF fee		HONDA MOTOR ADR NEW	.23	C
12/04	CertIF fee		DEPOSITORY BANK SVCE FEE	6.80	C
			AXA - SPONS ADR		
			DEPOSITORY BANK SVCE FEE		
12/04	Fgn Div Tax		TEVA PHARMACTCL INDS ADR	3.76	F
			NON-RECLAIMABLE TAX		
			PAY DATE 12/04/2009		

+

Santa Barbara LCG

Account Number: 20M-04028

24-Hour Assistance: (800) MERRILL
Access Code: 19-206-04028

YOUR EMA TRANSACTIONS

December 01, 2009 - December 31, 2009


DIVIDENDS/INTEREST INCOME TRANSACTIONS (continued)				Income	Income
Date	Transaction Type	Quantity	Description	Year To Date	Year To Date
	Subtotal (Taxable Dividends)			901.86	AF52 6,848.33
NET TOTAL				906.01	6,937.66

SECURITY TRANSACTIONS							Accrued Interest
Date	Description	Transaction Type	Quantity	Unit Price	Debit	Credit	Earned/(Paid)
12/22	AKAMAI TECHNOLOGIES INC CUS NO 00971T101	Purchase	184	25.3279	4,660.33		
12/22	E M C CORPORATION MASS CUS NO 268648102	Purchase	278	16.8538	4,685.36		
Subtotal (Purchases)					9,345.69		
TOTAL					9,345.69		

REALIZED GAINS/(LOSSES)					Gains/(Losses)*	
Description	Quantity	Acquired Date	Liquidation Date	Sales Price	This Statement	Year to Date
Subtotal (Long-Term)						(93,670.28)
Subtotal (Short-Term)						(138,584.84)
TOTAL						(232,255.12)

* - Excludes transactions for which we have insufficient data

The capital gains and losses shown above may not reflect all transactions which must be reported on your 2009 tax return. These reportable transactions will appear on your January statement.





Janus LCG

Account Number: 20M-04029

TOTAL MERRILL*

YOUR EMA TRANSACTIONS

December 01, 2009 - December 31, 2009

REALIZED GAINS/(LOSSES) (continued)

Description	Quantity	Acquired Date	Liquidation Date	Sales Price	Cost Basis	This Statement	Gains/(Losses) * Year to Date
CVS CAREMARK CORP	90.0000	01/28/09	12/17/09	2,805.71	2,518.65	287.06	
Subtotal (Short-Term)						3,489.08	AF-71 1,549.89
TOTAL				20,200.51	16,711.43	3,489.08	(224,651.79)

* - Excludes transactions for which we have insufficient data

The capital gains and losses shown above may not reflect all transactions which must be reported on your 2009 tax return. These reportable transactions will appear on your January statement.

CASH/OTHER TRANSACTIONS

Date	Transaction Type	Quantity	Description	Debit	Credit
12/07	CertIF fee		BAE SYS PLC SPN ADR	6.94 C	
			DEPOSITORY BANK SVCE FEE		
12/07	Fgn Div Tax		PETROLEO BRAS VTG SPD ADR	11.22 F	
			NON-RECLAIMABLE TAX		
			PAY DATE 12/07/2009		
			REFUND/ADJUSTMENT		
12/29	Journal Entry		PETROLEO BRAS SA ADR	5.04 F	
12/29	Fgn Div Tax		NON-RECLAIMABLE TAX		
			PAY DATE 12/29/2009		
12/29	Fgn Div Tax		PETROLEO BRAS VTG SPD ADR	7.36 F	
			NON-RECLAIMABLE TAX		
			PAY DATE 12/29/2009		
Subtotal (Other Debits/Credits)				30.56	205.46
NET TOTAL					174.90

C = < 198,527
F = 2362



Eagle Asset LC Core

Account Number: 20M-04034

TOTAL MERRILL*

YOUR EMA TRANSACTIONS

December 01, 2009 - December 31, 2009

Description	Quantity	Acquired Date	Liquidation Date	Sales Price	Cost Basis	Gains/(Losses) *	
						This Statement	Year to Date
Subtotal (Long-Term)						(49,020.39)	(49,020.39)
Subtotal (Short-Term)						(13,728.93)	(13,728.93)
TOTAL						(62,749.32)	(62,749.32)

* - Excludes transactions for which we have insufficient data

The capital gains and losses shown above may not reflect all transactions which must be reported on your 2009 tax return. These reportable transactions will appear on your January statement.

CASH/OTHER TRANSACTIONS

Date	Transaction Type	Quantity	Description	Debit	Credit
12/29	Journal Entry		REFUND/ADJUSTMENT	169.62	169.62
	Subtotal (Other Debits/Credits)			169.62	169.62
	NET TOTAL			169.62	169.62

YOUR EMA MONEY ACCOUNT TRANSACTIONS

Date	Description	Withdrawals	Deposits	Date	Description	Withdrawals	Deposits
12/01	ML BANK DEPOSIT PROGRAM		1.00	12/15	ML BANK DEPOSIT PROGRAM		257.00
12/02	ML BANK DEPOSIT PROGRAM		228.00	12/16	ML BANK DEPOSIT PROGRAM		505.00
12/08	ML BANK DEPOSIT PROGRAM		206.00	12/18	ML BANK DEPOSIT PROGRAM		285.00
12/09	ML BANK DEPOSIT PROGRAM		137.00	12/22	ML BANK DEPOSIT PROGRAM		61.00
12/11	ML BANK DEPOSIT PROGRAM		451.00	12/30	ML BANK DEPOSIT PROGRAM		170.00
12/14	ML BANK DEPOSIT PROGRAM		108.00				
	NET TOTAL						2,409.00

MFS Intl Growth

Account Number: 20M-04030

24-Hour Assistance: (800) MERRILL
Access Code: 19-206-04030

YOUR EMA TRANSACTIONS

December 01, 2009 - December 31, 2009

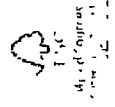
Description	Quantity	Acquired Date	Liquidation Date	Sales Price	Cost Basis	This Statement	Gains/(Losses) * Year to Date
<i>Subtotal (Long-Term)</i>							
ARM HLDGS PLC SPD ADR	533.0000	03/13/09	12/11/09	4,306.16	2,364.92	1,941.24	(144,536.67)
ARM HLDGS PLC SPD ADR	157.0000	03/13/09	12/14/09	1,293.92	696.62	597.30	
DAIWA SECS GROUP INC ADR	55.0000	10/28/09	12/10/09	2,914.39	2,845.01	69.38	
DAIWA SECS GROUP INC ADR	23.0000	10/29/09	12/10/09	1,218.75	1,226.61	(7.86)	
HSBC HLDG PLC SP ADR	33.0000	04/08/09	11/30/09	1,947.50	1,065.19	882.31	
ITAU UNIBANCO BANCO HOLD	213.0000	04/16/09	12/21/09	4,634.91	2,517.29	2,117.62	
ROGERS COMMUNICATIONS B	142.0000	01/06/09	12/18/09	4,061.80	4,262.85	(201.05)	
SUN HG KAI PPTY SPSD ADR	295.0000	08/27/09	12/01/09	4,341.42	4,271.81	69.61	
<i>Subtotal (Short-Term)</i>							
TOTAL				24,718.85	19,250.30	5,468.55	(151,872.02)

* - Excludes transactions for which we have insufficient data

The capital gains and losses shown above may not reflect all transactions which must be reported on your 2009 tax return. These reportable transactions will appear on your January statement.

CASH/OTHER TRANSACTIONS

Date	Transaction Type	Quantity	Description	Debit	Credit
12/07	Fgn Div Tax		PETRLEO BRAS VTG SPD ADR NON-RECLAIMABLE TAX PAY DATE 12/07/2009	6.87 F	
12/08	Fgn Div Tax		KAO CORP SPD ADR NON-RECLAIMABLE TAX PAY DATE 12/08/2009	4.73 F	
12/08	CertIF fee		KAO CORP SPD ADR DEPOSITORY BANK SVCE FEE	.42 C	
12/08	Fgn Div Tax		TOTAL S.A. SP ADR NON-RECLAIMABLE TAX PAY DATE 12/08/2009	51.37 F	



+

Account Number: 20M-04033

24-Hour Assistance: (800) MERRILL
Access Code: 19-206-04033

December 01, 2009 - December 31, 2009

Lazard Intl Value

YOUR EMA TRANSACTIONS

SECURITY TRANSACTIONS (continued)

Date	Description	Transaction Type	Quantity	Unit Price	Debit	Credit	Accrued Interest Earned/(Paid)
12/18	PRUDENTIAL PLC ADR	Sale	-95	19.8108		1,881.98	
	CUS NO 74435K204						
12/18	ZURICH FINL SVCS SPN ADR	Sale	-104	20.9154		2,175.14	
	CUS NO 98982M107						
	Subtotal (Sales)						
12/18	LLOYDS BANKING GROUP PLC ADR HOLDING 2361.0000	Prin Payment				19,385.76	
	RECORD DATE: 11/25/2009 PAY DATE 12/18/2009					3,420.15	
	Subtotal (Other Security Transactions)						
	TOTAL				11,704.30	22,805.91	



REALIZED GAINS/(LOSSES)

Description	Quantity	Acquired Date	Liquidation Date	Sales Price	Cost Basis	This Statement	Gains/(Losses) * Year to Date
Subtotal (Long-Term)							AE 117 (205,698.31)
ALLIANZ SE SPD ADR	238.0000	01/08/09	12/04/09	2,970.78	2,189.03	781.75	0R
ANHEUSER-BUSCH INBEV ADR	23.0000	07/06/09	12/11/09	1,197.80	859.88	337.92	
PRUDENTIAL PLC ADR	531.0000	01/08/09	12/04/09	11,160.06	6,334.36	4,825.70	
PRUDENTIAL PLC ADR	95.0000	01/08/09	12/15/09	1,881.98	1,133.27	748.71	
ZURICH FINL SVCS SPN ADR	104.0000	01/08/09	12/15/09	2,175.14	2,256.80	(81.66)	
Subtotal (Short-Term)						6,612.42	AF 116 (196,632.07)
TOTAL				19,385.76	12,773.34	6,612.42	(402,330.38)

* - Excludes transactions for which we have insufficient data

The capital gains and losses shown above may not reflect all transactions which must be reported on your 2009 tax return. These reportable transactions will appear on your January statement.

+



YOUR EMA TRANSACTIONS

May 30, 2009 - June 30, 2009

REALIZED GAINS/(LOSSES)

Description	Quantity	Acquired Date	Liquidation Date	Sales Price	Cost Basis	This Statement	Gains/(Losses) * Year to Date
NEWS CORP CL B	280.0000	01/17/07	06/08/09	3,235.34	6,630.40	(3,395.06)	
PETREO BRAS VTG SPD ADR	15.0000	01/17/07	06/08/09	651.72	345.49	306.23	
Subtotal (Long-Term)						(3,088.83)	(45,032.96)
Subtotal (Short-Term)							(12,795.64)
TOTAL				3,887.06	6,975.89	(3,088.83)	(57,828.60)

* - Excludes transactions for which we have insufficient data

CASH/OTHER TRANSACTIONS

Date	Transaction Type	Quantity	Description	Debit	Credit
06/01	Fgn Div Tax		REED ELSEVIER N V	21.94	
			NON-RECLAIMABLE TAX		
			PAY DATE 06/01/2009		
06/01	Fgn Div Tax		SANOFI AVENTIS SPON ADR	38.36	
			NON-RECLAIMABLE TAX		
			PAY DATE 05/29/2009		
06/01	Fgn Div Tax		SANOFI AVENTIS SPON ADR	33.07	
			RECLAIMABLE TAX		
			PAY DATE 05/29/2009		
06/03	Fgn Div Tax		TEVA PHARMACTCL INDS ADR	3.61	
			NON-RECLAIMABLE TAX		
			PAY DATE 06/03/2009		
06/04	Fgn Div Tax		GDF SUEZ ADR	11.54	
			NON-RECLAIMABLE TAX		
			PAY DATE 06/04/2009		
06/04	Fgn Div Tax		GDF SUEZ ADR	7.69	
			RECLAIMABLE TAX		
			PAY DATE 06/04/2009		
06/04	Certif fee		DEPOSITORY BANK SVCE FEE	1.84	





Santa Barbara LCG

Account Number: 20M-04028

TOTAL MERRILL*

YOUR EMA TRANSACTIONS

May 30, 2009 - June 30, 2009

SECURITY TRANSACTIONS (continued) TRANSACTIONS CONDUCTED PER YOUR CONSULTS CLIENT AGREEMENT

Settlement Date	Trade Date	Description	Transaction Type	Quantity	Unit Price	Debit	Credit	Accrued Interest Earned/(Paid)
06/24	06/19	FLIR SYSTEMS INC EXECUTED 100% AGENCY PRICE SHOWN IS AVERAGE PRICE. DETAILS REGARDING ACTUAL PRICES, REMUNERATION AND THE CAPACITY IN WHICH ML ACTED ARE AVAILABLE UPON REQUEST. WE MAKE A MKT IN ISSUE ML ACTED AS AGENT CUS NO 302445101 SEC NO 276L4 PRINCIPAL 4313.254	Purchase	188	22.9428	4,313.25		
		<i>Subtotal (Purchases)</i>				19,910.43		
06/08	06/03	RAYTHEON CO DELAWARE NEW EXECUTED 100% AGENCY PRICE SHOWN IS AVERAGE PRICE. DETAILS REGARDING ACTUAL PRICES, REMUNERATION AND THE CAPACITY IN WHICH ML ACTED ARE AVAILABLE UPON REQUEST. ML ACTED AS AGENT CUS NO 755111507 SEC NO 64AP3 PRINCIPAL 3988.763 TRN FEE 0.110	Sale	-89	44.8175		3,988.65	
		<i>Subtotal (Sales)</i>					3,988.65	
TOTAL						19,910.43	3,988.65	

REALIZED GAINS/(LOSSES)

Description	Quantity	Acquired Date	Liquidation Date	Sales Price	Cost Basis	This Statement	Gains/(Losses) * Year to Date
<i>Subtotal (Long-Term)</i>							
RAYTHEON CO DELAWARE NEW	89.0000	01/22/09	06/03/09	3,988.65	4,567.12	(578.47)	(93,188.93)
<i>Subtotal (Short-Term)</i>						(578.47) ✓	(148,738.78)
TOTAL				3,988.65	4,567.12	(578.47)	(241,927.71)

* - Excludes transactions for which we have insufficient data

Janus LCG

Account Number: 20M-04029

YOUR EMA TRANSACTIONS

May 30, 2009 - June 30, 2009

SECURITY TRANSACTIONS (continued) TRANSACTIONS CONDUCTED PER YOUR CONSULTS CLIENT AGREEMENT

Settlement Date	Trade Date	Description	Transaction Type	Quantity	Unit Price	Debit	Credit	Accrued Interest Earned/(Paid)	
							9,962.56		
TOTAL							13,637.43	9,962.56	

REALIZED GAINS/(LOSSES)

Description	Quantity	Acquired Date	Liquidation Date	Sales Price	Cost Basis	This Statement	Gains/(Losses) * Year to Date	
<i>Subtotal (Long-Term)</i>								
RESEARCH IN MOTION LTD	9.0000	01/28/09	06/12/09	749.70	503.53	246.17	(226,658.78)	
RESEARCH IN MOTION LTD	32.0000	01/28/09	06/12/09	2,655.97	1,790.35	865.62		
RESEARCH IN MOTION LTD	9.0000	01/28/09	06/12/09	746.98	503.53	243.45		
RESEARCH IN MOTION LTD	70.0000	01/28/09	06/16/09	5,809.91	3,916.41	1,893.50		
<i>Subtotal (Short-Term)</i>								
							3,248.74	
TOTAL							3,248.74	(261,193.92)

* - Excludes transactions for which we have insufficient data

CASH/OTHER TRANSACTIONS

Date	Transaction Type	Quantity	Description	Debit	Credit
06/08	Certif fee		BAE SYS PLC SPN ADR	6.94	
			DEPOSITORY BANK SVCE FEE	6.94	
<i>Subtotal (Other Debits/Credits)</i>				6.94	X
NET TOTAL				6.94	X



Eagle Asset LC Core

Account Number: 20M-04034

YOUR EMA TRANSACTIONS

May 30, 2009 - June 30, 2009

Description	Quantity	Acquired Date	Liquidation Date	Sales Price	Cost Basis	This Statement	Gains/(Losses) * Year to Date
<i>Subtotal (Long-Term)</i>							(49,020.39)
VORNADO REALTY TRUST COM	70.0000	01/12/09	06/04/09	3,489.30	3,776.96	(287.66)	
VORNADO REALTY TRUST COM	1.0000	03/17/09	06/04/09	49.85	32.07	17.78	
<i>Subtotal (Short-Term)</i>						(269.88)	(18,062.60)
TOTAL				3,539.15	3,809.03	(269.88)	(67,082.99)

* - Excludes transactions for which we have insufficient data

YOUR EMA MONEY ACCOUNT TRANSACTIONS

Date	Description	Withdrawals	Deposits	Date	Description	Withdrawals	Deposits
06/01	ML Bank Deposit Program		1.00	06/15	ML Bank Deposit Program		362.00
06/02	ML Bank Deposit Program		242.00	06/17	ML Bank Deposit Program		113.00
06/09	ML Bank Deposit Program	506.00		06/18	ML Bank Deposit Program		67.00
06/10	ML Bank Deposit Program		140.00	06/23	ML Bank Deposit Program		88.00
06/11	ML Bank Deposit Program		350.00	06/26	ML Bank Deposit Program		181.00
NET TOTAL							1,038.00



MFS Intl Growth

Account Number: 20M-04030

YOUR EMA TRANSACTIONS


May 30, 2009 - June 30, 2009

REALIZED GAINS/(LOSSES)(continued)

Description	Quantity	Acquired Date	Liquidation Date	Sales Price	Cost Basis	This Statement	Gains/(Losses) * Year to Date
PETRELO BRAS VTG SPD ADR	15.0000	01/06/09	06/09/09	648.28	420.24	228.04	
ROYAL KPN NV SP ADR	59.0000	05/04/09	06/09/09	766.98	726.79	40.19	
RECKITT BENCKISER GR ADR	42.0000	02/02/09	06/09/09	370.43	318.86	51.57	
REED ELSEVIER P L C	10.0000	05/11/09	06/09/09	307.08	329.03	(21.95)	
RICOH CO LTD NEW ADR	38.0000	01/14/09	06/03/09	2,638.33	2,464.98	173.35	
RICOH CO LTD NEW ADR	6.0000	01/14/09	06/09/09	420.28	389.20	31.08	
ROGERS COMMUNICATIONS B	15.0000	01/06/09	06/09/09	438.28	450.30	(12.02)	
SAP AKGSLTT SPONSORD ADR	6.0000	01/06/09	06/09/09	257.33	216.38	40.95	
SUMITOMO MITSU FINL ADR	219.0000	01/06/09	06/09/09	921.96	981.11	(59.15)	
SWISS REINS SPNSD ADR	16.0000	01/06/09	06/09/09	575.18	750.39	(175.21)	
SIEMENS AG ADR	17.0000	09/15/08	06/09/09	1,278.19	1,633.62	(355.43)	
SMITH-NPHW PLC SPADR NEW	4.0000	02/02/09	06/09/09	155.69	138.56	17.13	
TOTAL S.A. SP ADR	24.0000	01/06/09	06/09/09	1,403.00	1,348.89	54.11	
TESCO PLC SPNRD ADR	16.0000	01/06/09	06/09/09	282.39	257.60	24.79	
TNT NV ADR	17.0000	01/06/09	06/09/09	330.64	352.18	(21.54)	
UBS AG	28.0000	01/06/09	06/09/09	388.35	402.03	(13.68)	
WPP PLC ADR	22.0000	01/06/09	06/09/09	770.42	676.71	93.71	
Subtotal (Short-Term)				49,820.10	48,848.50	971.60	(22,093.39)
TOTAL						971.60	(166,366.13)

* - Excludes transactions for which we have insufficient data

COR - Reflects a correction entry.





Lazard Intl Value

Account Number: 20M-04033

TOTAL MERRILL*

YOUR EMA TRANSACTIONS

May 30, 2009 - June 30, 2009

**SECURITY TRANSACTIONS (continued)
TRANSACTIONS CONDUCTED PER YOUR CONSULTS CLIENT AGREEMENT**

Settlement Date	Trade Date	Description	Transaction Type	Quantity	Unit Price	Debit	Credit	Accrued Interest Earned/(Paid)
06/30	06/25	BAE SYS PLC SPN ADR	Sale	-190	22.4993		4,274.76	
EXECUTED 100% AGENCY PRICE SHOWN IS AVERAGE PRICE. DETAILS REGARDING ACTUAL PRICES, REMUNERATION AND THE CAPACITY IN WHICH ML ACTED ARE AVAILABLE UPON REQUEST. WE MAKE A MKT IN ISSUE ML ACTED AS AGENT CUS NO 05523R107 SEC NO 081M7 PRINCIPAL 4274.874 TRN FEE 0.110								
Subtotal (Sales)						6,980.09		
TOTAL						32,721.80	6,980.09	

REALIZED GAINS/(LOSSES)

Description	Quantity	Acquired Date	Liquidation Date	Sales Price	Cost Basis	This Statement	Gains/(Losses) * Year to Date
Subtotal (Long-Term)							(205,688.33)
BAE SYS PLC SPN ADR	190.0000	01/08/09	06/25/09	4,274.76	4,531.49	(256.73)	
TOTAL S.A. SP ADR	50.0000	01/08/09	06/17/09	2,705.33	2,799.25	(93.92)	
Subtotal (Short-Term)						(350.65)	(215,000.02)
TOTAL				6,980.09	7,330.74	(350.65)	(420,688.35)

* - Excludes transactions for which we have insufficient data



Investment Report

June 1, 2010 - June 30, 2010

Brokerage 646-064742 - SERVCO FOUNDATION

Separate Account Manager: CKW FINANCIAL GROUP, LLC - TBH MANAGED ACCOUNT

Starting in October 2010, U.S. mail delivery of trade confirmations for all brokerage and mutual fund trades made on the same day in accounts within the same statement household will be sent in one consolidated mailing, rather than individual mailings. If you have any questions or want to opt out of all consolidated mailings, please call 800-544-6666. 550971.1.0

Account Summary

Beginning value as of Jun 1	\$448,790.58
Other Tax Withheld	-20.95
Transaction costs, loads and fees	-420.08
Change in investment value	-24,203.49
Ending value as of Jun 30	\$424,146.06

Income Summary

Taxable	\$1,332.90	This Period	Year to Date
Dividends	0.41		\$3,074.71
Interest	-91.76		2.25
Return of capital	\$1,241.55		0.00
Total	\$3,076.96		\$3,076.96

Realized Gain/Loss from Sales

Short-term gain	\$3,237.14	This Period	Year to Date
Short-term loss	-579.84		\$28,941.94
St disallowed loss	0.00		-7,158.92
Net short	2,657.30		315.95
Long-term gain	\$0.00		22,098.97 (A)
Long-term loss	0.00		\$76,247.21
Net long	-0.00		-7,247.20
			69,000.01 (A)

This may not reflect all of your gains/losses because of incomplete cost basis.

$$\Sigma(A) = 91,099.08$$

Holdings (Symbol) as of June 30, 2010

Stocks	Quantity	Price per Unit	Total Cost Basis	Total Value	Total Value
	June 30, 2010	June 30, 2010	June 1, 2010	June 1, 2010	June 30, 2010
AMDOCS LTD ORD GBP0.01 (DOX)	382,000	\$26.850	\$10,946.55	\$10,887.00	\$10,256.70
ACE LIMITED ORD CHF31.88 (ACE)	296,000	51.480	14,530.69	14,551.36	15,238.08
TRANSOCEAN LIMITED COM CHF:15 (RIG)	238,000	46.330	20,212.58	13,511.26	11,026.54
AT&T INC COM(T)	347,000	24.190	8,820.50	8,432.10	8,393.93
ADOBE SYS INC (ADBE)	276,000	26.430	9,014.25		7,294.68
ANSYS INC (ANSS)	104,000	40.570	4,366.43	8,177.51	4,219.28
ARENA RESOURCES INC (ARD)	67,000	31.900	2,455.38	2,202.96	2,137.30
BOEING CO (BA)	142,000	62.750	8,725.83	9,113.56	8,910.50
CHINA MOBILE LTD SPON ADR REP 5 ORD	224,000	49.410	10,753.32	10,431.68	11,067.84
HK00 10 (CHL)					



Investment Report

June 1, 2010 - June 30, 2010

Brokerage 676-208620 SERVCO FOUNDATION Separate Account Manager: CKW FINANCIAL GROUP, LLC - TBH MANAGED ACCOUNT

Description	Amount	Balance	Description	Amount	Balance
Beginning		\$40,917.68	Core account income	1.21	
Securities bought	-\$14,645.58		Income	2,179.14	
Securities sold	7,409.74		Ending		\$35,862.19

Daily Additions and Subtractions Cash @ \$1 per share (the following is provided to you in accordance with industry regulations)

Date	Amount	Balance	Date	Amount	Balance
6/01	\$253.01	\$41,170.69	6/18	7,409.74	50,128.46
6/10	585.44	41,756.13	6/21	-14,387.48	35,740.98
6/11	257.24	42,013.37	6/30	121.21	35,862.19

Brokerage 646-064734 SERVCO FOUNDATION Separate Account Manager: CKW FINANCIAL GROUP, LLC - TBH MANAGED ACCOUNT

Starting in October 2010, U.S. mail delivery of trade confirmations for all brokerage and mutual fund trades made on the same day in accounts within the same statement household will be sent in one consolidated mailing, rather than individual mailings. If you have any questions or want to opt out of all consolidated mailings, please call 800-544-6666, 550971.1.0

Income Summary

	This Period	Year to Date
Beginning value as of Jun 1	\$527,232.17	
Other Tax Withheld	-1.47	
Transaction costs, loads and fees	-0.29	
Change in investment value	-22,915.57	
Ending value as of Jun 30	\$504,314.84	

Realized Gain/Loss from Sales

	This Period	Year to Date
Short-term gain	\$1,211.06	\$27,735.66
Short-term loss	-232.92	-2,562.22
Net short	978.14	25,173.44 (b)
Long-term gain	\$836.37	\$59,636.84
Long-term loss	-563.04	-2,526.58
Net long	273.33	57,110.26 (b)

(b) = 82,283.70



Investment Report

June 1, 2010 - June 30, 2010

Brokerage 646-064750 SERVCO FOUNDATION

Separate Account Manager: CKW FINANCIAL GROUP, LLC - TBH MANAGED ACCOUNT

Starting in October 2010, U.S. mail delivery of trade confirmations for all brokerage and mutual fund trades made on the same day in accounts within the same statement household will be sent in one consolidated mailing, rather than individual mailings. If you have any questions or want to opt out of all consolidated mailings, please call 800-544-6666. 550971.1.0

Account Summary

Beginning value as of Jun 1	\$368,657.03
Other Tax Withheld	-434.15
Transaction costs; loads and fees	-55.82
Change in investment value	-2,256.99
Ending value as of Jun 30	\$365,910.07

Income Summary

	This Period	Year to Date
Taxable Dividends	\$2,332.36	\$6,864.67
Interest	0.20	1.86
Total	\$2,332.56	\$6,866.53

Realized Gain/Loss from Sales

	This Period	Year to Date
Short-term gain	\$392.82	\$8,677.27
Short-term loss	0.00	-2,691.93
Net short	392.82	5,985.34 (C)
Long-term gain	\$0.00	\$11,162.08
Long-term loss	-777.11	-9,216.01
Lt. disallowed loss	0.00	596.85
Net long	-777.11	2,542.92 (C)
		8,528.26

Holdings (Symbol) as of June 30, 2010

Stocks	Quantity June 30, 2010	Price per Unit June 30, 2010	Total Cost Basis June 1, 2010	Total Value June 30, 2010
AIR LIQUIDE(L) ADR-EACH CNV INTO 1/5 EUR11 (AIQY)	334,000	\$20.446	\$6,819,571	\$6,828.96
AKZO NOBEL NV ADR EACH PER 1 EUR2(MGT) (AKZOY)	172,000	52.677	7,592.09	9,060.44
BG GROUP ADR REP 5 ORD GBP0.10 (BRGY)	47,000	75.254	4,244.10	3,536.93
BHP BILLITON PLC SPONS ADR EACH REP 2 ORD USD0 50 (BBL)	132,000	51.440	5,703.07	6,790.08
BNP PARIBAS ADR EACH REPR 1/2 ORD LVL (SPON) (BNPCY)	277,000	27.419	10,476.46	7,595.06
BANCO SANTANDER BRASIL S A ADR	481,000	10.330	6,323.22	4,988.73
REPSTG 1 UNIT (BSBR)	271,000	15.890	4,492.64	4,306.19
BARCLAYS ADR-EACH CV INTO 4 ORD STK	125,000	56.223	7,548.34	7,027.87
GBP0.25(JPM) (BCS)	223,000	16.375	3,559.08	3,651.62
BAYER AG SPON ADR-EACH REPR 1 ORD NPV (BAYRY)				
BAYERISCHE MOTOREN WERKE AG ADR EACH REPR 0.33333 SHS (BAMXY)				

Your Advisor is an independent organization and is not affiliated with Fidelity Investments. Fidelity does not endorse or recommend any particular investment.



Investment Report

June 1, 2010 - June 30, 2010

Brokerage 676-208639 SERVCO FOUNDATION Separate Account Manager: CKW FINANCIAL GROUP, LLC - TBH MANAGED ACCOUNT

Daily Additions and Subtractions Cash @ \$1 per share (the following is provided to you in accordance with industry regulations)

Date	Amount	Balance	Date	Amount	Balance
6/01	\$13.12	\$21,387.21	6/11	72.15	9,955.71
6/03	-5,500.09	15,887.12	6/14	5,706.10	15,661.81
6/04	384.58	16,271.70	6/15	-807.34	14,854.47
6/08	-6,885.05	9,586.65	6/16	178.39	15,032.86
6/09	165.65	9,752.30	6/17	4,402.26	19,435.12
6/10	131.26	9,883.56	6/18	5,158.78	24,593.90
			6/21	-1,783.38	22,810.52
			6/22	244.70	23,055.22
			6/24	-2,257.53	20,797.69
			6/29	-1,924.24	18,873.45
			6/30	198.57	19,072.02

Brokerage 676-208612 SERVCO FOUNDATION Separate Account Manager: CKW FINANCIAL GROUP, LLC - TBH MANAGED ACCOUNT

Starting in October 2010, U.S. mail delivery of trade confirmations for all brokerage and mutual fund trades made on the same day in accounts within the same statement household will be sent in one consolidated mailing, rather than individual mailings. If you have any questions or want to opt out of all consolidated mailings, please call 800-544-6666. 550971.1.0

Account Summary

Beginning value as of Jun 1	\$388,744.00
Other Tax Withheld	-340.52
Transaction costs, loads and fees	-13.83
Change in investment value	-7,882.21
Ending value as of Jun 30	\$380,507.44

Income Summary

	This Period	Year to Date
Taxable	\$1,825.52	\$7,576.41
Dividends	0.48	2.26
Interest	\$1,826.00	\$7,578.67
Total		

Realized Gain/Loss from Sales

	This Period	Year to Date
Short-term gain	\$0.00	\$1,595.19
Short-term loss	0.00	-170.83
Net short	0.00	1,424.36 (d)
Long-term gain	\$0.00	\$16,477.56
Long-term loss	0.00	-38,943.62
Net long	0.00	-22,466.06 (d)
Total Value		(21,041.70)
Total Cost Basis		Total Value
June 1, 2010		June 30, 2010

Holdings (Symbol) as of June 30, 2010

Stocks	Quantity	Price per Unit	Total Value
ABB LTD ADR EACH REPR 1 CHF2.50(SPON) (ABB)	435,000	\$17.280	\$7,516.80
ALLIANZ SE ADR EACH REP 1/10 ORD SH (AZSEY)	385,000	9.998	3,849.23



Investment Report

June 1, 2010 - June 30, 2010

Brokers 676-208639 SERVCO FOUNDATION

Separate Account Manager: CKW FINANCIAL GROUP, LLC - TBH MANAGED ACCOUNT

Starting in October 2010, U.S. mail delivery of trade confirmations for all brokerage and mutual fund trades made on the same day in accounts within the same statement household will be sent in one consolidated mailing, rather than individual mailings. If you have any questions or want to opt out of all consolidated mailings, please call 800-544-6666. 550971.1.0

Account Summary

Beginning value as of Jun 1	\$445,583.01
Other Tax Withheld	-621.75
Transaction costs, loads and fees	-40.13
Change in investment value	-221.29
Ending value as of Jun 30	\$444,699.84

Income Summary

	This Period	Year to Date
Taxable		
Dividends	\$3,597.71	\$8,580.84
Interest	0.52	3.15
Total	\$3,598.23	\$8,583.99

Realized Gain/Loss from Sales

	This Period	Year to Date
Short-term gain	\$669.01	\$10,558.32
Short-term loss	-3,853.61	-16,056.64
Net short	-3,184.60	-5,498.32 (e)
Long-term gain	\$689.18	\$16,162.24
Long-term loss	-24.64	-1,287.10
Lt disallowed loss	0.00	65.85
Net long	664.54	14,940.99 (e)
	Σ (e)	9,442.67
	Total Value June 1, 2010	Total Value June 30, 2010

Holdings (Symbol) as of June 30, 2010

	Quantity	Price per Unit	Total Cost Basis	Total Value	Year to Date
	June 30, 2010	June 30, 2010	June 1, 2010	June 1, 2010	June 30, 2010
Stocks					
UBS AG CHF0.10 (UBS)	654,000	\$13.220	\$11,198.57	\$8,717.82	\$8,645.88
ANHEUSER-BUSCH INBEV ADR EAH REP 1 ORD NPV (BUD)	252,000	48.010	11,742.54	12,073.32	12,098.52
ASSA ABLOY SPON ADR EA REPR 0.50 ORD SHS (ASAZY)	440,000	10.100	3,987.94	4,430.80	4,444.00
BAE SYSTEMS SPON ADR EA REP 4 ORD GBP 0.025(MGN JP) (BAESY)	246,000	18.761	5,857.35	4,591.09	4,615.20
BG GROUP ADR REP 5 ORD GBP0 10 (BRGYY)	91,000	75.254	6,893.26	6,979.97	6,848.11
BNP PARIBAS ADR EACH REPR 1/2 ORD LVL (SPON) (BNPQY)	287,000	27.419	8,214.67	8,311.80	7,869.25
BANCO DO BRASIL SA SPONS ADR EA REPR 1 ORD SHS (BDORY)	460,000	13.864	6,944.86		6,377.44
BANCO SANTANDER SA ADR EACH 1 REPR 1 ORD EURO.50 (STD)	609,000	10.500	6,959.32	6,181.35	6,394.50
BARCLAYS ADR-EACH CV INTO 4 ORD STK	566,000	15.890	6,655.61	9,972.92	8,993.74
GBP0.25(JPM) (BCS)					
BHP BILLITON LIMITED ADR EACH REP 2 ORD NPV(MGT) (BHP)	178,000	61.990	10,434.98	6,808.20	11,034.22



Investment Report

June 1, 2010 - June 30, 2010

Brokerage 676-208612 SERVCO FOUNDATION
 Separate Account Manager: CKW FINANCIAL GROUP, LLC - TBH MANAGED ACCOUNT

Daily Additions and Subtractions Cash @ \$1 per share (the following is provided to you in accordance with industry regulations)

Date	Amount	Balance	Date	Amount	Balance
6/01	\$6.76	\$15,226.70	6/09	145.42	15,643.26
6/02	42.67	15,269.37	6/11	71.32	15,714.58
6/04	208.66	15,478.03	6/14	222.67	15,937.25
6/08	19.81	15,497.84	6/15	260.66	16,197.91
			6/16	65.06	16,262.97
			6/22	229.07	16,492.04
			6/28	23.10	16,515.14
			6/30	176.45	16,691.59

Brokerage 676-208620 SERVCO FOUNDATION
 Separate Account Manager: CKW FINANCIAL GROUP, LLC - TBH MANAGED ACCOUNT

Starting in October 2010, U.S. mail delivery of trade confirmations for all brokerage and mutual fund trades made on the same day in accounts within the same statement household will be sent in one consolidated mailing, rather than individual mailings. If you have any questions or want to opt out of all consolidated mailings, please call 800-544-6666. 550971.1.0

Account Summary

Beginning value as of Jun 1	\$491,605.84
Transaction costs, loads and fees	-0.13
Change in investment value	-20,878.22
Ending value as of Jun 30	\$470,727.49

Income Summary

	This Period	Year to Date
Taxable	\$2,179.14	\$6,675.79
Dividends	1.21	4.61
Interest	\$2,180.35	\$6,680.40
Total		

Realized Gain/Loss from Sales

	This Period	Year to Date
Short-term gain	\$0.00	\$99.91
Short-term loss	0.00	-184.62
Net short	0.00	-84.71 (f)
Long-term gain	\$0.00	\$7,968.90
Long-term loss	-8,624.06	-8,624.06
Net long	-8,624.06	-655.16 (f)
Σ (f) =	Total Value	Total Value
	June 1, 2010	June 30, 2010
		(739.87)

Holdings (Symbol) as of June 30, 2010

Stocks	Quantity	Price per Unit	Total Cost Basis	Total Value
	June 30, 2010	June 30, 2010	June 1, 2010	June 30, 2010
COOPER INDUSTRIES PLC (IE) COM USD0.01 (CBE)	237,000	\$44.000	\$6,986.41f	\$11,131.89
AT&T INC COM (T)	480,000	24.190	12,738.25f	11,664.00
ABBOTT LABORATORIES (ABT)	337,000	46.780	15,413.03f	12,222.92
				15,764.86





Investment Report

June 1, 2010 - June 30, 2010

Income Summary

	This Period	Year to Date
Taxable	\$12,268.54	\$35,879.76
Return of capital	-91.76	0.00
Total	\$12,176.78	\$35,879.76

Your Portfolio Details

Brokerage 646-063959 SERVCO FOUNDATION

Starting in October 2010, U.S. mail delivery of trade confirmations for all brokerage and mutual fund trades made on the same day in accounts within the same statement household will be sent in one consolidated mailing, rather than individual mailings. If you have any questions or want to opt out of all consolidated mailings, please call 800-544-6666. 550971.1.0

Account Summary

Beginning value as of Jun 1	\$0.50
Change in investment value	0.00
Ending value as of Jun 30	\$0.50

Income Summary

	This Period	Year to Date
Taxable	\$0.00	\$0.59
Interest	\$0.00	\$0.00

Realized Gain/Loss from Sales

	This Period	Year to Date
Short-term gain	\$0.00	\$2,550.97 (g)
Long-term gain	\$0.00	\$1,137.40 (g)
Total	\$0.00	\$3,688.37

Holdings (Symbol) as of June 30, 2010

Core Account	Quantity	Price per Unit	Total Value
CASH	June 30, 2010	June 30, 2010	June 1, 2010
	0.500	\$1.000	\$0.50

Core Account - Cash

Description	Amount	Balance	Description	Amount	Balance
Beginning		\$0.50	Ending		\$0.50

FORM 990-PF, PART VIII, LIST OF OFFICERS, DIRECTORS, TRUSTEES, FOUNDATION MANAGERS, AND THEIR COMPENSATION

MARK H. FUKUNAGA
P. O. BOX 2788
HONOLULU, HI 96803
CHAIRMAN, DIRECTOR AND MEMBER

ERIC S. FUKUNAGA
P. O. BOX 2788
HONOLULU, HI 96803
PRESIDENT, DIRECTOR AND MEMBER

PATRICK D. CHING
P. O. BOX 2788
HONOLULU, HI 96803
VICE-PRESIDENT AND DIRECTOR

GLENN K INOUYE
P. O. BOX 2788
HONOLULU, HI 96803
VICE-PRESIDENT AND DIRECTOR

BRIAN HORIKAMI
P. O. BOX 2788
HONOLULU, HI 96803
VICE-PRESIDENT AND DIRECTOR

JEFFREY A. BELL
P. O. BOX 2788
HONOLULU, HI 96803
TREASURER AND DIRECTOR

SANDRA C.H. WONG
P. O. BOX 2788
HONOLULU, HI 96803
SECRETARY

SERVCO FOUNDATION
Schedule of Contributions
Tax year July 1, 2009 to June 30, 2010

Organization	Address	Amount
Adult Friends for Youth	3375 Koapaka Street, Ste B290 Honolulu, HI 96819	\$ 2,500
Aloha Council, Boy Scouts of America	42 Puuwa Road Honolulu, HI 96817	\$ 9,000
Aloha United Way	200 N Vineyard Blvd., Suite 700 Honolulu, HI 96817	\$ 40,500
American Diabetes Association	875 Waimanu Street, Ste. 601 Honolulu, HI 96813	\$ 525
American Heart Association	677 Ala Moana Blvd Ste , 600 Honolulu, HI 96813	\$ 3,500
Big Brothers Big Sisters of Honolulu	418 Kuwili Street, Suite 106 Honolulu, HI 96817	\$ 5,000
Bishop Museum	1525 Bernice Street Honolulu, HI 96817	\$ 10,000
Boys & Girls Club of Hawaii	1523 Kalakaua Ave , Ste 202 Honolulu, HI 96826	\$ 3,000
Chaminade University	3140 Waiialae Avenue Honolulu, Hawaii 96816	\$ 2,000
Child & Family Services	91-1841 Fort Weaver Road Ewa Beach, HI 96706	\$ 2,500
Contemporary Museum	2411 Makiki Heights Drive Honolulu, HI 96822	\$ 1,000
Crown Prince Akihito Scholarship Foundation	P.O Box 1412 Honolulu, HI 96806	\$ 7,500
Diamond Head Theatre	520 Makapuu Avenue Honolulu, HI 96816	\$ 5,000
Domestic Violence Action Center	P.O. Box 3198 Honolulu, HI 96801	\$ 3,500
Foundation for the Asia-Pacific Center for Security Studies	999 Bishop Street, Suite 1900 Honolulu, HI 96813	\$ 1,000
Girl Scouts of Hawaii	420 Wylie Street Honolulu, HI 96817	\$ 6,000
Hawaii Foodbank	2611 Kilihau Street Honolulu, HI 96819	\$ 2,500
Hawaii HomeOwnership Center	1259 Aala Street, #201 Honolulu, HI 96817	\$ 650
Hawaii International Film Festival	680 Iwilei Road, Suite 300 Honolulu, HI 96817	\$ 7,500
Hawaii Island United Way Fund, Inc.	142 Kino'ole Street, Suite A Hilo, HI 96720	\$ 1,000
Hawaii Youth Symphony	1110 University Avenue Suite 200	\$ 1,000
HCEE (Hawaii Council on Economic Education)	1136 Union Mall, Suite 310 Honolulu, HI 96813	\$ 4,000
Historic Hawai'i Foundation	680 Iwilei Road, Suite 690 Honolulu, HI 96817	\$ 3,000
Japan-America Society of Hawaii	P.O Box 1412 Honolulu, HI 96806	\$ 5,900
Japanese American National Museum	369 East First Street Los Angeles, California 90012	\$ 5,000
Japanese Cultural Center of Hawaii	2454 S Beretania Street Honolulu, HI 96826	\$ 2,000
Junior Achievement of Hawaii	1136 Union Mall, Ste , 310 Honolulu, HI 96813	\$ 5,000
Kapiolani Community College	4303 Diamond Head Rd Honolulu, HI 96816	\$ 3,000
Kauai United Way	P O Box 1087 Lihue, HI 96766	\$ 5,000
Kaunakapili Church	766 N King Street Honolulu, HI 96817	\$ 10,000
Maryknoll School	1526 Alexander Street Honolulu, HI 96822	\$ 500
Mau'i United Way	270 Ho'okahi Street, Suite 301 Wailuku, HI 96793	\$ 5,000
Mental Health America of Hawaii	1124 Fort Street Mall, Suite 205 Honolulu, HI 96813	\$ 1,500
Moanalua Gardens Foundation	1352 Pineapple Place Honolulu, HI 96819	\$ 1,000

SERVCO FOUNDATION
Schedule of Contributions
Tax year July 1, 2009 to June 30, 2010

Organization	Address	Amount
Muscular Dystrophy Association of Hawaii	1221 Kapiolani Blvd # 220 Honolulu, HI 96814	\$ 1,800
National Multiple Sclerosis Society of Hawaii	418 Kuwili Street, Suite 105 Honolulu, HI 96817	\$ 2,500
OIAAF	c/o Radford High School 4361 Salt Lake Blvd	\$ 2,500
Pacific and Asian Affairs Council	1601 East-West Road, 4th Floor Honolulu, HI 96848	\$ 2,000
Pacific Whale Foundation	300 Ma'alaea Road, Suite 211 Wailuku, HI 96793	\$ 1,000
Palolo Chinese Home Dynasty Invitational	2459 Tenth Ave. Honolulu, HI 96816	\$ 5,000
PATCH	650 Iwilei Road, Ste 205 Honolulu, HI 96817	\$ 1,000
Prevent Child Abuse Hawaii	1575 S. Beretania St , Suite 206 Honolulu, HI 96826	\$ 10,000
Public Schools of Hawaii Foundation	P.O. Box 4148 Honolulu, HI 96812	\$ 3,500
REHAB Foundation	226 N Kuakini Street Honolulu, HI 96817	\$ 3,000
Ronald McDonald House Charities of Hawaii	1970 Judd Hillside Rd Honolulu, HI 96822	\$ 5,000
Saint Louis School	3142 Waiialae Avenue Honolulu, HI 96816	\$ 1,500
Special Olympics Hawaii	P O. Box 3295 Honolulu, HI 96801	\$ 6,000
The 200 Club	P O Box 4221 Honolulu, HI 96812-4221	\$ 220
The Actors Group	P O Box 37759 Honolulu, HI 96837	\$ 1,000
The Deputies	c/o Jerome Andrade 3462 Ala Hinalo St.	\$ 300
The Nature Conservancy	923 Nu'uuanu Avenue Honolulu, HI 96817	\$ 1,500
The Queens Medical Center	1301 Punchbowl Street Honolulu, HI 96813	\$ 3,500
The Toddler Program	3509 Paho Avenue Honolulu, HI 96816	\$ 2,500
UH Foundation - Dan & Maggie Inouye Fund	P O Box 11270 Honolulu, HI 96828	\$ 10,000
University of Hawaii Foundation	2404 Maile Way, Room C202 Honolulu, HI 96822	\$ 1,500
Variety School of Hawaii	710 Palekaua Street Honolulu, HI 96816	\$ 1,000
Waikiki Aquarium	2777 Kalakaua Avenue Honolulu, HI 96815	\$ 2,500
YMCA Camp Erdman	69-385 Farrington Hwy. Waiialua, HI 96786	\$ 1,000
YMCA Nuuanu	1441 Pali Highway Honolulu, HI 96813	\$ 5,000
YMCA of Honolulu, Nuuanu Branch	1441 Pali Highway Honolulu, HI 96813	\$ 5,000
	TOTAL CONTRIBUTIONS	\$ 245,895

SERVCO FOUNDATION
Schedule of Scholarship Recipients
Tax Year July 1, 2009 to June 30, 2010

Name	Address	College	Amount
Jacob Washofsky	825 Alahaki Street Kailua, HI 96734	George Washington University	\$ 4,000
Jayrald Rabago	95-1005 Kuauli Street #149 Mililani, HI 96789	University of Hawaii at Manoa	\$ 4,000
John Paolo Soriano	94-028 Punanane Place Mililani, HI 96789	University of Hawaii at Manoa	\$ 4,000
Lauren Ono	94-811 Nolupe Street Waipahu, HI 96797	University of Hawaii at Manoa	\$ 4,000
Leon Chan	1170 Nuuanu Ave Apt. 604 Honolulu, HI 96817	Illinois Institue of Technology	\$ 4,000
Lori Walker	98 Kapiolani Street Hilo, HI 96720	University of Hawaii at Manoa	\$ 4,000
Melody Le	1731 19th Avenue Honolulu, HI 96816	University of Hawaii at Manoa	\$ 4,000
Rae Okawa	126 Westbourne Lane #4 Ithaca, NY 14850	Cornell University	\$ 4,000
Ryan Hironaka	94-669 Noheaiki Place Waipahu, HI 96797	University of Hawaii at Manoa	\$ 4,000
Tiffany Chang	5551 Lemonmint Lane Prescott, AZ 86305	St. Louis University	\$ 4,000
Traci Mo	1556 Melehu Drive Honolulu, HI 96818	Pacific University	\$ 4,000
Triton Peltier	1333 Haku Place Honolulu, HI 96819	George Washington University	\$ 4,000
		TOTAL SCHOLARSHIPS	\$ 48,000
		TOTAL CONTRIBUTIONS & SCHOLARSHIPS FOR FYE 6/30/10	\$ 293,895



Servco Foundation

ANNUAL UNDERGRADUATE SCHOLARSHIPS For Spouses and Dependents of Employees of Servco Pacific Inc.

1. PURPOSE

The Servco Foundation scholarships are awarded to encourage the spouses and children of Servco Pacific Inc employees to pursue higher education at any accredited college or university. Students already enrolled in college are also considered.

2. AMOUNT & NUMBER OF SCHOLARSHIPS

Scholarships in the amount of \$4,000 are awarded for one academic school year and may be re-applied for annually.

3. QUALIFICATIONS & BASIS OF SELECTION

- A. The applicant must impress fellow students, members of the faculty and members of the community as an individual deserving of an opportunity to begin or continue higher education and must have demonstrated personal attitudes and the scholastic aptitude needed to achieve educational goals.
- B. The applicant must have demonstrated leadership and responsibility through participation in school activities and community service.
- C. The applicant's standing in his or her class will be considered, and a cumulative grade point average (GPA) for his or her high school career of at least 3.0 is highly desirable.
- D. The applicant's parent or spouse must be an employee of Servco Pacific Inc.
- E. The applicant must show a desire and the ability to further his or her education as a means of attaining and sustaining a career and to ultimately serve and contribute to the welfare and development of Hawaii and the greater Pacific Region.
- F. The applicant's need for financial assistance will be taken into consideration. The Selection Committee may require submission of the student's Free Application for Federal Student Aid (FAFSA) Student Aid Report.
- G. Current recipients may apply to have their scholarships renewed. To maintain scholarship eligibility, the recipient must make academic progress towards his or her degree by successfully completing a full-time course load each year aid is received.
- H. The Selection Committee is comprised of external, impartial members.

4 APPLICATION DETAILS & DEADLINE

Applications must be postmarked by **March 1** to qualify for consideration by the Scholarship Selection Committee. The following materials **must** be submitted

- The four-page Application Form (filled in completely and accurately)
- The student's FAFSA Student Aid Report **or** a statement indicating that the applicant is not requesting financial aid.
- An official school transcript including cumulative grade point average and class standing as of the end of the first semester of the current school year. The school may submit the transcript directly to the Foundation. For college students, *an official high school transcript **and** a college transcript are required*
- College entrance test scores (preferably SAT), if available
- At least two letters of recommendation from the student's high school principal, teacher, counselor, college professor or other business or professional person who has first hand knowledge of the student's performance in the classroom, or in a full or part-time paid or voluntary position in the community. Letters from relatives will not be accepted

Please send all information to **Scholarship Selection Committee**
Servco Foundation
P.O. Box 2788
Honolulu, HI 96803

5 REVIEW AND INTERVIEW

After thorough review and assessment of all applications received, the Committee will select its semi-finalists. Those candidates selected as semi-finalists will be contacted for an interview with members of the Scholarship Selection Committee to determine scholarship finalists. The Committee has the option of interviewing all applicants if deemed appropriate. Students scheduled for interviews will be asked to submit their photographs for identification purposes.

6. SELECTIONS FINAL

The selections made by the Scholarship Selection Committee are final.

7 ESTIMATED TIMETABLE

Early March	Applications are received, processed and reviewed for completeness. Completed applications are distributed to Scholarship Selection Committee members for review.
Mid-to-late-March	Semi-finalists are selected and are scheduled for interviews.
Early April	Scholarship interviews are held.
Late April	Scholarship awardees are contacted before the end of April.

8. QUESTIONS?

Please call (808) 564-1386 (Sandy), or e-mail sandyw@servco.com

ANNUAL UNDERGRADUATE SCHOLARSHIPS

For Spouses and Children of Servco Pacific Inc. Employees

I. GENERAL APPLICATION INFORMATION

Name _____

Mailing Address _____

Home Telephone Number _____ Cell Phone Number _____

Email Address (required) _____

Servco Pacific Inc. Employee:

Name _____ Relationship to Applicant _____

Employed at _____ Position _____

School Currently Attending _____ City/State _____ Years _____

Previous High School (if applicable) _____ City/State _____ Years _____

College(s) applied to _____

First Choice College _____

Anticipated Major/Degree _____ Planned Completion Date _____

Career Objectives (Include geographical areas, industry or profession, and highest position you aspire to) _____

Other Scholarships (and dollar amounts) applied for _____

Names and positions of those you have asked to write letters of recommendation on your behalf We recommend that you seek at least four recommendations Please be sure that at least two letters are received prior to the deadline. Letters from relatives will not be accepted

(Optional): Are there circumstances that may have had an effect on your academic performance or ability to participate in activities? Please explain.

Financial Analysis: (Enter appropriate data as submitted on your Federal Student Aid Report)

	FIRST CHOICE SCHOOL	SECOND CHOICE SCHOOL	THIRD CHOICE SCHOOL
NAME OF SCHOOL			
ESTIMATED COSTS			
Annual Tuition and Fees			
Room/Board (if applicable)			
Books/Supplies			
Personal Expenses (including inter-island or inter-state transportation, if applicable)			
Total Annual Cost			
Less EXPECTED FAMILY CONTRIBUTION (from FAFSA SAR)			
Less. SCHOLARSHIPS AND GRANTS (If known)			
FINANCIAL AID NEEDED (Total Cost less Expected Family Contribution, Scholarships and Grants.)			

II. SCHOLARSHIP APPLICANT'S ACTIVITIES RECORD (Submission of information regarding your race, gender, religion, national origin, or other class is optional)

A School and Community Activities

- 1 List your school activities such as student government, athletic teams, music and art activities, special interest clubs, honors and awards, etc (Indicate grade level or year for each activity and any offices held)

- 2 List your community activities such as community organizations, athletic teams, music and art activities, honors and awards, etc. (Indicate grade level or year for each activity and any offices held)

- B. Employment Record: (for the past four years)
(Indicate company, type of job, period of work and monthly hours)

III. SCHOLARSHIP APPLICANT'S PERSONAL STATEMENTS

- A State your career and educational objectives and "game plan" for reaching your goals



SERVCO FOUNDATION

B. What is the most important thing that you have learned in the past year?

C. Express your own views about the challenges and key issues facing our society today

I certify that all of the information I have provided in this application is complete and accurate

SIGNED _____

DATE _____

TO ALL APPLICANTS:

The Scholarship Selection Committee appreciates detailed and relevant information. The Committee also reserves the right to reject incomplete applications.

Your Free Application for Federal Student Aid (FAFSA) Student Aid Report must be submitted with this application. If you have not applied for financial aid, please include a statement indicating that financial aid is not being requested.

If the Scholarship Selection Committee selects you as a semi-finalist, you will be asked to participate in an interview in Honolulu, either in person or by telephone, at the discretion of the Committee. The committee will also request a photograph for identification purposes.