




See a Social Security Number? Say Something!
Report Privacy Problems to <https://public.resource.org/privacy>
Or call the IRS Identity Theft Hotline at 1-800-908-4490



Form 990  Department of the Treasury Internal Revenue Service	Return of Organization Exempt From Income Tax Under section 501(c), 527, or 4947(a)(1) of the Internal Revenue Code (except black lung benefit trust or private foundation)	OMB No 1545-0047 2009
	▶ The organization may have to use a copy of this return to satisfy state reporting requirements	Open to Public Inspection

A For the 2009 calendar year, or tax year beginning 07-01-2009 and ending 06-30-2010											
B Check if applicable <input type="checkbox"/> Address change <input type="checkbox"/> Name change <input type="checkbox"/> Initial return <input type="checkbox"/> Terminated <input type="checkbox"/> Amended return <input type="checkbox"/> Application pending		Please use IRS label or print or type. See Specific Instructions.				C Name of organization RESOURCES FOR COMMUNITY DEVELOPMENT				D Employer identification number 94-2952466	
						Doing Business As				E Telephone number (510) 841-4410	
						Number and street (or P O box if mail is not delivered to street address) 2220 OXFORD STREET		Room/suite		G Gross receipts \$ 4,062,319	
						City or town, state or country, and ZIP + 4 BERKELEY, CA 94704					
		F Name and address of principal officer STUART STOLLER C/O 2220 OXFORD STREET BERKELEY, CA 94704				H(a) Is this a group return for affiliates? <input type="checkbox"/> Yes <input checked="" type="checkbox"/> No					
						H(b) Are all affiliates included? <input type="checkbox"/> Yes <input checked="" type="checkbox"/> No If "No," attach a list (see instructions)					
						H(c) Group exemption number ▶					
I Tax-exempt status <input checked="" type="checkbox"/> 501(c) (3) ◀ (insert no) <input type="checkbox"/> 4947(a)(1) or <input type="checkbox"/> 527											
J Website: ▶ N/A											
K Form of organization <input type="checkbox"/> Corporation <input type="checkbox"/> Trust <input type="checkbox"/> Association <input type="checkbox"/> Other ▶						L Year of formation 1984		M State of legal domicile CA			

Part I		Summary		
Activities & Governance	1	Briefly describe the organization's mission or most significant activities Resources for Community Development creates and preserves affordable housing for people with the fewest options, to build community and enrich lives		
	2	Check this box <input checked="" type="checkbox"/> if the organization discontinued its operations or disposed of more than 25% of its net assets		
	3	Number of voting members of the governing body (Part VI, line 1a)	3 1	
	4	Number of independent voting members of the governing body (Part VI, line 1b)	4 1	
	5	Total number of employees (Part V, line 2a)	5 2	
	6	Total number of volunteers (estimate if necessary)	6 8	
	7a	Total gross unrelated business revenue from Part VIII, column (C), line 12	7a -32,51	
	b	Net unrelated business taxable income from Form 990-T, line 34	7b -32,51	
Revenue	8	Contributions and grants (Part VIII, line 1h)	Prior Year 2,117,717	Current Year 1,239,715
	9	Program service revenue (Part VIII, line 2g)	5,244,924	2,805,206
	10	Investment income (Part VIII, column (A), lines 3, 4, and 7d)	157,264	12,778
	11	Other revenue (Part VIII, column (A), lines 5, 6d, 8c, 9c, 10c, and 11e)	329,689	-8,444
	12	Total revenue—add lines 8 through 11 (must equal Part VIII, column (A), line 12)	7,849,594	4,049,255
	Expenses	13	Grants and similar amounts paid (Part IX, column (A), lines 1–3)	28,868,689
14		Benefits paid to or for members (Part IX, column (A), line 4)		0
15		Salaries, other compensation, employee benefits (Part IX, column (A), lines 5–10)	28,868,689	1,992,558
16a		Professional fundraising fees (Part IX, column (A), line 11e)		752
b		Total fundraising expenses (Part IX, column (D), line 25) <u>220,217</u>		
17		Other expenses (Part IX, column (A), lines 11a–11d, 11f–24f)	32,657,293	2,560,196
18		Total expenses Add lines 13–17 (must equal Part IX, column (A), line 25)	90,394,671	4,335,341
19		Revenue less expenses Subtract line 18 from line 12	-82,545,077	-286,086
Net Assets or Fund Balances				Beginning of Current Year
	20	Total assets (Part X, line 16)	32,657,293	34,309,316
	21	Total liabilities (Part X, line 26)	28,275,525	30,213,634
	22	Net assets or fund balances Subtract line 21 from line 20	4,381,768	4,095,682

Part II		Signature Block		
Sign Here	Under penalties of perjury, I declare that I have examined this return, including accompanying schedules and statements, and to the best of my knowledge and belief, it is true, correct, and complete Declaration of preparer (other than officer) is based on all information of which preparer has any knowledge			
	***** Signature of officer		2011-05-16 Date	
	KATTYE GILES Director Type or print name and title			
Paid Preparer's Use Only	Preparer's signature ▶ RANDOLPH J ROSSO CPA	Date	Check if self-employed ▶ <input type="checkbox"/>	Preparer's identifying number (see instructions)
	Firm's name (or yours if self-employed), address, and ZIP + 4 ▶ J VITUCCI FINANCIAL SERVICES INC 303 Arlington Ave Suite B3 Kensington, CA 94707	EIN ▶		Phone no ▶ (510) 526-2220

Part III

Statement of Program Service Accomplishments

1

Briefly describe the organization's mission

Resources for Community Development creates and preserves affordable housing for people with the fewest options, to build community and enrich lives

2

Did the organization undertake any significant program services during the year which were not listed on the prior Form 990 or 990-EZ?

Yes

✓

No

If "Yes," describe these new services on Schedule O

3

Did the organization cease conducting, or make significant changes in how it conducts, any program services?

Yes

✓

No

If "Yes," describe these changes on Schedule O

4

Describe the exempt purpose achievements for each of the organization's three largest program services by expenses

Section 501(c)(3) and 501(c)(4) organizations and section 4947(a)(1) trusts are required to report the amount of grants and allocations to others, the total expenses, and revenue, if any, for each program service reported

4a

(Code) (Expenses \$ 2,128,744 including grants of \$) (Revenue \$)

Asset Management maintains RCD's portfolio of 44 properties. The department's objectives fall into two categories, operational and financial. Operational goals include maintaining projects in safe, habitable and rentable conditions, passing inspections and meeting all regulatory requirements, maintaining tenant satisfaction, and facilitating RCD's Resident Services team's efforts to provide required services. Financial goals include maintaining positive cash flow, maintaining sufficient liquidity to cover each properties' operations, avoiding build-up of delinquent rent, and preserving healthy reserves and managing its use for general operations and contingencies. In addition to managing RCD's housing portfolio, the department oversees a third-party property management company that advances our goals through the management of daily activities at our properties.

4b

(Code) (Expenses \$ 803,303 including grants of \$) (Revenue \$)

Resident Services Program addresses the many challenges that vulnerable populations face in retaining their housing and moving forward socially and economically. We provide individual case management through social services partnerships and service referrals as well as coordination of onsite service programs for residents. The goal of these support services is to assist residents in maintaining and enhancing self-sufficiency while building community. Staff has established relationships with local community-based service agencies to provide residents with case management, counseling, job training and placement, and health services. In addition we provide tenant leadership development, after school programs for youth, computer training, and educational workshops, in addition to recreational and social activities.

4c

(Code) (Expenses \$ 654,965 including grants of \$) (Revenue \$)

Housing development. RCD has a strong record in residential development, with a wide range of types of affordable housing in our portfolio. These include single room occupancy units, multi-family apartments from studio to 4-bedroom, group homes for people with disabilities, senior housing, and universally accessible units for people disabilities. We use both public and private financing sources to build and operate our developments. We receive allocations of Low Income Housing tax credits and are experienced in the use of funding sources targeted for special needs and formerly homeless populations. Our portfolio includes more supportive housing than any other developer in Alameda County and we continue to include a component of special needs units in our new multi-family developments. RCD is also a leader in using green building construction methods and materials in our properties.

4d

Other program services (Describe in Schedule O)

(Expenses \$ including grants of \$) (Revenue \$)














4e

Total program service expenses \$ 3,587,012

Form 990 (2009)









Part IV

Checklist of Required Schedules

		Yes	No				
1	Is the organization described in section 501(c)(3) or 4947(a)(1) (other than a private foundation)? If "Yes," complete Schedule A 	1	Yes				
2	Is the organization required to complete Schedule B, Schedule of Contributors? 	2	Yes				
3	Did the organization engage in direct or indirect political campaign activities on behalf of or in opposition to candidates for public office? If "Yes," complete Schedule C, Part I	3	No				
4	Section 501(c)(3) organizations. Did the organization engage in lobbying activities? If "Yes," complete Schedule C, Part II	4	No				
5	Section 501(c)(4), 501(c)(5), and 501(c)(6) organizations. Is the organization subject to the section 6033(e) notice and reporting requirement and proxy tax? If "Yes," complete Schedule C, Part III	5	No				
6	Did the organization maintain any donor advised funds or any similar funds or accounts where donors have the right to provide advice on the distribution or investment of amounts in such funds or accounts? If "Yes," complete Schedule D, Part I 	6	No				
7	Did the organization receive or hold a conservation easement, including easements to preserve open space, the environment, historic land areas or historic structures? If "Yes," complete Schedule D, Part II 	7	No				
8	Did the organization maintain collections of works of art, historical treasures, or other similar assets? If "Yes," complete Schedule D, Part III 	8	No				
9	Did the organization report an amount in Part X, line 21, serve as a custodian for amounts not listed in Part X, or provide credit counseling, debt management, credit repair, or debt negotiation services? If "Yes," complete Schedule D, Part IV 	9	No				
10	Did the organization, directly or through a related organization, hold assets in term, permanent, or quasi-endowments? If "Yes," complete Schedule D, Part V 	10	No				
11	Is the organization's answer to any of the following questions "Yes"? If so, complete Schedule D, Parts VI, VII, VIII, IX, or X as applicable. 	11	Yes				
	• Did the organization report an amount for land, buildings, and equipment in Part X, line 10? If "Yes," complete Schedule D, Part VI.						
	• Did the organization report an amount for investments—other securities in Part X, line 12 that is 5% or more of its total assets reported in Part X, line 16? If "Yes," complete Schedule D, Part VII.						
	• Did the organization report an amount for investments—program related in Part X, line 13 that is 5% or more of its total assets reported in Part X, line 16? If "Yes," complete Schedule D, Part VIII.						
	• Did the organization report an amount for other assets in Part X, line 15 that is 5% or more of its total assets reported in Part X, line 16? If "Yes," complete Schedule D, Part IX.						
	• Did the organization report an amount for other liabilities in Part X, line 25? If "Yes," complete Schedule D, Part X.						
	• Did the organization's separate or consolidated financial statements for the tax year include a footnote that addresses the organization's liability for uncertain tax positions under FIN 48? If "Yes," complete Schedule D, Part X.						
12	Did the organization obtain separate, independent audited financial statements for the tax year? If "Yes," complete Schedule D, Parts XI, XII, and XIII 	12	Yes				
12A	Was the organization included in consolidated, independent audited financial statements for the tax year? <table><tr><td>Yes</td><td>No</td></tr><tr><td>12A</td><td>Yes</td></tr></table>	Yes	No	12A	Yes		
Yes	No						
12A	Yes						
	If "Yes," completing Schedule D, Parts XI, XII, and XIII is optional 						
13	Is the organization a school described in section 170(b)(1)(A)(ii)? If "Yes," complete Schedule E	13	No				
14a	Did the organization maintain an office, employees, or agents outside of the United States?	14a	No				
b	Did the organization have aggregate revenues or expenses of more than \$10,000 from grantmaking, fundraising, business, and program service activities outside the United States? If "Yes," complete Schedule F, Part I	14b	No				
15	Did the organization report on Part IX, column (A), line 3, more than \$5,000 of grants or assistance to any organization or entity located outside the U S ? If "Yes," complete Schedule F, Part II	15	No				
16	Did the organization report on Part IX, column (A), line 3, more than \$5,000 of aggregate grants or assistance to individuals located outside the U S ? If "Yes," complete Schedule F, Part III	16	No				
17	Did the organization report a total of more than \$15,000, of expenses for professional fundraising services on Part IX, column (A), lines 6 and 11e? If "Yes," complete Schedule G, Part I 	17	No				
18	Did the organization report more than \$15,000 total of fundraising event gross income and contributions on Part VIII, lines 1c and 8a? If "Yes," complete Schedule G, Part II 	18	Yes				
19	Did the organization report more than \$15,000 of gross income from gaming activities on Part VIII, line 9a? If "Yes," complete Schedule G, Part III 	19	No				
20	Did the organization operate one or more hospitals? If "Yes," complete Schedule H	20	No				

Part IV

Checklist of Required Schedules (continued)

21	Did the organization report more than \$5,000 of grants and other assistance to governments and organizations in the United States on Part IX, column (A), line 1? <i>If "Yes," complete Schedule I, Parts I and II</i>	21		No
22	Did the organization report more than \$5,000 of grants and other assistance to individuals in the United States on Part IX, column (A), line 2? <i>If "Yes," complete Schedule I, Parts I and III</i>	22		No
23	Did the organization answer "Yes" to Part VII, Section A, questions 3, 4, or 5, about compensation of the organization's current and former officers, directors, trustees, key employees, and highest compensated employees? <i>If "Yes," complete Schedule J</i>	23		No
24a	Did the organization have a tax-exempt bond issue with an outstanding principal amount of more than \$100,000 as of the last day of the year, that was issued after December 31, 2002? <i>If "Yes," answer questions 24b-24d and complete Schedule K. If "No," go to line 25</i>	24a		No
b	Did the organization invest any proceeds of tax-exempt bonds beyond a temporary period exception?	24b		No
c	Did the organization maintain an escrow account other than a refunding escrow at any time during the year to defease any tax-exempt bonds?	24c		No
d	Did the organization act as an "on behalf of" issuer for bonds outstanding at any time during the year?	24d		No
25a	Section 501(c)(3) and 501(c)(4) organizations. Did the organization engage in an excess benefit transaction with a disqualified person during the year? <i>If "Yes," complete Schedule L, Part I</i>	25a		No
b	Is the organization aware that it engaged in an excess benefit transaction with a disqualified person in a prior year, and that the transaction has not been reported on any of the organization's prior Forms 990 or 990-EZ? <i>If "Yes," complete Schedule L, Part I</i>	25b		No
26	Was a loan to or by a current or former officer, director, trustee, key employee, highly compensated employee, or disqualified person outstanding as of the end of the organization's tax year? <i>If "Yes," complete Schedule L, Part II</i>	26		No
27	Did the organization provide a grant or other assistance to an officer, director, trustee, key employee, substantial contributor, or a grant selection committee member, or to a person related to such an individual? <i>If "Yes," complete Schedule L, Part III</i>	27		No
28	Was the organization a party to a business transaction with one of the following parties? (see Schedule L, Part IV instructions for applicable filing thresholds, conditions, and exceptions)			
a	A current or former officer, director, trustee, or key employee? <i>If "Yes," complete Schedule L, Part IV</i>	28a		No
b	A family member of a current or former officer, director, trustee, or key employee? <i>If "Yes," complete Schedule L, Part IV</i>	28b		No
c	An entity of which a current or former officer, director, trustee, or key employee of the organization (or a family member) was an officer, director, trustee, or owner? <i>If "Yes," complete Schedule L, Part IV</i>	28c		No
29	Did the organization receive more than \$25,000 in non-cash contributions? <i>If "Yes," complete Schedule M</i> 	29		No
30	Did the organization receive contributions of art, historical treasures, or other similar assets, or qualified conservation contributions? <i>If "Yes," complete Schedule M</i> 	30	Yes	
31	Did the organization liquidate, terminate, or dissolve and cease operations? <i>If "Yes," complete Schedule N, Part I</i> 	31		No
32	Did the organization sell, exchange, dispose of, or transfer more than 25% of its net assets? <i>If "Yes," complete Schedule N, Part II</i>	32		No
33	Did the organization own 100% of an entity disregarded as separate from the organization under Regulations sections 301.7701-2 and 301.7701-3? <i>If "Yes," complete Schedule R, Part I</i> 	33	Yes	
34	Was the organization related to any tax-exempt or taxable entity? <i>If "Yes," complete Schedule R, Parts II, III, IV, and V, line 1</i> 	34	Yes	
35	Is any related organization a controlled entity within the meaning of section 512(b)(13)? <i>If "Yes," complete Schedule R, Part V, line 2</i> 	35	Yes	
36	Section 501(c)(3) organizations. Did the organization make any transfers to an exempt non-charitable related organization? <i>If "Yes," complete Schedule R, Part V, line 2</i> 	36		No
37	Did the organization conduct more than 5% of its activities through an entity that is not a related organization and that is treated as a partnership for federal income tax purposes? <i>If "Yes," complete Schedule R, Part VI</i> 	37		No
38	Did the organization complete Schedule O and provide explanations in Schedule O for Part VI, lines 11 and 19? Note. All Form 990 filers are required to complete Schedule O	38	Yes	

Part V

Statements Regarding Other IRS Filings and Tax Compliance

			Yes	No
1a	Enter the number reported in Box 3 of Form 1096, <i>Annual Summary and Transmittal of U.S. Information Returns</i> . Enter -0- if not applicable	1a55		
b	Enter the number of Forms W-2G included in line 1a. Enter -0- if not applicable	1b0		
c	Did the organization comply with backup withholding rules for reportable payments to vendors and reportable gaming (gambling) winnings to prize winners?	1c	Yes	
2a	Enter the number of employees reported on Form W-3, <i>Transmittal of Wage and Tax Statements</i> filed for the calendar year ending with or within the year covered by this return	2a28		
b	If at least one is reported on line 2a, did the organization file all required federal employment tax returns? Note: If the sum of lines 1a and 2a is greater than 250, you may be required to e-file this return (see instructions)	2b		
3a	Did the organization have unrelated business gross income of \$1,000 or more during the year covered by this return?	3a		No
b	If "Yes," has it filed a Form 990-T for this year? If "No," provide an explanation in Schedule O	3b		No
4a	At any time during the calendar year, did the organization have an interest in, or a signature or other authority over, a financial account in a foreign country (such as a bank account, securities account, or other financial account)?	4a		No
b	If "Yes," enter the name of the foreign country: <input type="text"/> See the instructions for exceptions and filing requirements for Form TD F 90-22.1, Report of Foreign Bank and Financial Accounts			
5a	Was the organization a party to a prohibited tax shelter transaction at any time during the tax year? . . .	5a		No
b	Did any taxable party notify the organization that it was or is a party to a prohibited tax shelter transaction?	5b		No
c	If "Yes" to line 5a or 5b, did the organization file Form 8886-T, Disclosure by Tax-Exempt Entity Regarding Prohibited Tax Shelter Transaction?	5c		No
6a	Does the organization have annual gross receipts that are normally greater than \$100,000, and did the organization solicit any contributions that were not tax deductible?	6a		No
b	If "Yes," did the organization include with every solicitation an express statement that such contributions or gifts were not tax deductible?	6b		No
7	Organizations that may receive deductible contributions under section 170(c).			
a	Did the organization receive a payment in excess of \$75 made partly as a contribution and partly for goods and services provided to the payor?	7a	Yes	
b	If "Yes," did the organization notify the donor of the value of the goods or services provided?	7b	Yes	
c	Did the organization sell, exchange, or otherwise dispose of tangible personal property for which it was required to file Form 8282?	7c		No
d	If "Yes," indicate the number of Forms 8282 filed during the year	7d0		
e	Did the organization, during the year, receive any funds, directly or indirectly, to pay premiums on a personal benefit contract?	7e		
f	Did the organization, during the year, pay premiums, directly or indirectly, on a personal benefit contract? . . .	7f		No
g	For all contributions of qualified intellectual property, did the organization file Form 8899 as required?	7g		No
h	For contributions of cars, boats, airplanes, and other vehicles, did the organization file a Form 1098-C as required?	7h		No
8	Sponsoring organizations maintaining donor advised funds and section 509(a)(3) supporting organizations. Did the supporting organization, or a donor advised fund maintained by a sponsoring organization, have excess business holdings at any time during the year?	8		No
9	Sponsoring organizations maintaining donor advised funds.			
a	Did the organization make any taxable distributions under section 4966?	9a		No
b	Did the organization make a distribution to a donor, donor advisor, or related person?	9b		No
10	Section 501(c)(7) organizations. Enter			
a	Initiation fees and capital contributions included on Part VIII, line 12	10a		
b	Gross receipts, included on Form 990, Part VIII, line 12, for public use of club facilities	10b		
11	Section 501(c)(12) organizations. Enter			
a	Gross income from members or shareholders	11a		
b	Gross income from other sources (Do not net amounts due or paid to other sources against amounts due or received from them)	11b		
12a	Section 4947(a)(1) non-exempt charitable trusts. Is the organization filing Form 990 in lieu of Form 1041?	12a		No
b	If "Yes," enter the amount of tax-exempt interest received or accrued during the year	12b		

Part VI

Governance, Management, and Disclosure

For each "Yes" response to lines 2 through 7b below, and for a "No" response to lines 8a, 8b, or 10b below, describe the circumstances, processes, or changes in Schedule O. See instructions.

Section A. Governing Body and Management

			Yes	No
1a	Enter the number of voting members of the governing body	1a	12	
b	Enter the number of voting members that are independent	1b	12	
2	Did any officer, director, trustee, or key employee have a family relationship or a business relationship with any other officer, director, trustee, or key employee?	2	Yes	
3	Did the organization delegate control over management duties customarily performed by or under the direct supervision of officers, directors or trustees, or key employees to a management company or other person?	3		No
4	Did the organization make any significant changes to its organizational documents since the prior Form 990 was filed?	4		No
5	Did the organization become aware during the year of a material diversion of the organization's assets?	5		No
6	Does the organization have members or stockholders?	6		No
7a	Does the organization have members, stockholders, or other persons who may elect one or more members of the governing body?	7a		No
b	Are any decisions of the governing body subject to approval by members, stockholders, or other persons?	7b		No
8	Did the organization contemporaneously document the meetings held or written actions undertaken during the year by the following			
a	The governing body?	8a	Yes	
b	Each committee with authority to act on behalf of the governing body?	8b	Yes	
9	Is there any officer, director, trustee, or key employee listed in Part VII, Section A, who cannot be reached at the organization's mailing address? If "Yes," provide the names and addresses in Schedule O	9		No

Section B. Policies

(This Section B requests information about policies not required by the Internal Revenue Code.)

			Yes	No
10a	Does the organization have local chapters, branches, or affiliates?	10a	Yes	
b	If "Yes," does the organization have written policies and procedures governing the activities of such chapters, affiliates, and branches to ensure their operations are consistent with those of the organization?	10b	Yes	
11	Has the organization provided a copy of this Form 990 to all members of its governing body before filing the form?	11	Yes	
11A	Describe in Schedule O the process, if any, used by the organization to review the Form 990			
12a	Does the organization have a written conflict of interest policy? If "No," go to line 13	12a	Yes	
b	Are officers, directors or trustees, and key employees required to disclose annually interests that could give rise to conflicts?	12b	Yes	
c	Does the organization regularly and consistently monitor and enforce compliance with the policy? If "Yes," describe in Schedule O how this is done	12c	Yes	
13	Does the organization have a written whistleblower policy?	13	Yes	
14	Does the organization have a written document retention and destruction policy?	14		No
15	Did the process for determining compensation of the following persons include a review and approval by independent persons, comparability data, and contemporaneous substantiation of the deliberation and decision?			
a	The organization's CEO, Executive Director, or top management official	15a	Yes	
b	Other officers or key employees of the organization	15b	Yes	
	If "Yes" to line a or b, describe the process in Schedule O (See instructions)			
16a	Did the organization invest in, contribute assets to, or participate in a joint venture or similar arrangement with a taxable entity during the year?	16a	Yes	
b	If "Yes," has the organization adopted a written policy or procedure requiring the organization to evaluate its participation in joint venture arrangements under applicable federal tax law, and taken steps to safeguard the organization's exempt status with respect to such arrangements?	16b	Yes	

Section C. Disclosure

17	List the States with which a copy of this Form 990 is required to be filed CA
18	Section 6104 requires an organization to make its Form 1023 (or 1024 if applicable), 990, and 990-T (501(c) (3)s only) available for public inspection. Indicate how you make these available. Check all that apply. <input type="checkbox"/> Own website <input checked="" type="checkbox"/> Another's website <input checked="" type="checkbox"/> Upon request
19	Describe in Schedule O whether (and if so, how), the organization makes its governing documents, conflict of interest policy, and financial statements available to the public. See Additional Data Table.
20	State the name, physical address, and telephone number of the person who possesses the books and records of the organization. CONTROLLER 2220 OXFORD STREET BERKELEY, CA 947041029 (510) 841-4410

Part VII

Compensation of Officers, Directors, Trustees, Key Employees, Highest Compensated Employees, and Independent Contractors

Section A. Officers, Directors, Trustees, Key Employees, and Highest Compensated Employees

1a Complete this table for all persons required to be listed Report compensation for the calendar year ending with or within the organization’s tax year Use Schedule J-2 if additional space is needed

- List all of the organization’s **current** officers, directors, trustees (whether individuals or organizations), regardless of amount of compensation, and **current** key employees Enter -0- in columns (D), (E), and (F) if no compensation was paid
- List all of the organization’s **current** key employees See instructions for definition of "key employee "
- List the organization’s five **current** highest compensated employees (other than an officer, director, trustee or key employee) who received reportable compensation (Box 5 of Form W-2 and/or Box 7 of Form 1099-MISC) of more than \$100,000 from the organization and any related organizations
- List all of the organization’s **former** officers, key employees, or highest compensated employees who received more than \$100,000 of reportable compensation from the organization and any related organizations
- List all of the organization’s **former directors or trustees** that received, in the capacity as a former director or trustee of the organization, more than \$10,000 of reportable compensation from the organization and any related organizations

List persons in the following order individual trustees or directors , institutional trustees , officers , key employees , highest compensated employees , and former such persons

☒ Check this box if the organization did not compensate any current or former officer, director, trustee or key employee

(A) Name and Title	(B) Average hours per week	(C) Position (check all that apply)						(D) Reportable compensation from the organization (W- 2/1099-MISC)	(E) Reportable compensation from related organizations (W- 2/1099- MISC)	(F) Estimated amount of other compensation from the organization and related organizations
		Individual trustee or director	Institutional Trustee	Officer	Key employee	Highest compensated employee	Former			
DAN SAWISLAK EXECUTIVE	40 00				X			113,804	0	6,259
PETER POON FINANCE DIRECTOR	40 00				X			68,882	0	3,788
JACQUE KELLER Director	25	X						0	0	0
BETTY BLACKMORE-GEE Director	25	X						0	0	0
KATHERINE FLEMING Director	25	X						0	0	0
ARTISE HARDY Director	25	X						0	0	0
BARBARA WADLEY Director	25	X						0	0	0
KATTYE GILES Director	25	X						0	0	0
BOB OXENBURGH Director	25	X						0	0	0
DIANNA GARRETT Director	25	X						0	0	0
RICK JUDD CFO	1 00			X				0	0	0
JULIETTE JACQUES Secretary	1 00			X				0	0	0
TRICE ROBERTS Vice President	1 00			X				0	0	0
STUART STOLLER President	1 00			X				0	0	0

1b	Total	182,686	10,047
----	-------	---------	--------

2 Total number of individuals (including but not limited to those listed above) who received more than \$100,000 in reportable compensation from the organization 1

		Yes	No
3	Did the organization list any former officer, director or trustee, key employee, or highest compensated employee on line 1a? <i>If "Yes," complete Schedule J for such individual</i>		No
4	For any individual listed on line 1a, is the sum of reportable compensation and other compensation from the organization and related organizations greater than \$150,000? <i>If "Yes," complete Schedule J for such individual</i>		No
5	Did any person listed on line 1a receive or accrue compensation from any unrelated organization for services rendered to the organization? <i>If "Yes," complete Schedule J for such person</i>		No

Section B. Independent Contractors

1 Complete this table for your five highest compensated independent contractors that received more than \$100,000 of compensation from the organization

(A) Name and business address	(B) Description of services	(C) Compensation
ANNE PHILIPS 2234 TENTH STREET BERKELEY, CA 94710	ARCHITECT	129,726

2 Total number of independent contractors (including but not limited to those listed above) who received more than \$100,000 in compensation from the organization 1

Part VIII

Statement of Revenue

				(A) Total revenue	(B) Related or exempt function revenue	(C) Unrelated business revenue	(D) Revenue excluded from tax under sections 512, 513, or 514	
Contributions, gifts, grants and other similar amounts	1a	Federated campaigns . . .	1a					
	b	Membership dues	1b					
	c	Fundraising events	1c	59,023				
	d	Related organizations	1d					
	e	Government grants (contributions)	1e	628,236				
	f	All other contributions, gifts, grants, and similar amounts not included above	1f	552,456				
	g	Noncash contributions included in lines 1a-1f \$ _____						
	h	Total. Add lines 1a-1f		1,239,715				
Program Service Revenue			Business Code					
	2a	LOSS FROM INVESTMENTS		-450	-450			
	b	INCIDENTAL EXEMPT INCOME		43,034	43,034			
	c	MANAGEMENT FEES RECEIVED		755,665	755,665			
	d	DEVELOPMENT CONTRACTS		816,823	816,823			
	e	RESIDENTIAL RENT		1,675,517	1,675,517			
	f	All other program service revenue		-485,383	-452,872	-32,511		
	g	Total. Add lines 2a-2f		2,805,206				
Other Revenue	3	Investment income (including dividends, interest and other similar amounts)		12,778			12,778	
	4	Income from investment of tax-exempt bond proceeds . . .		0				
	5	Royalties		0				
	6a	Gross Rents	(i) Real	(ii) Personal				
		b	Less rental expenses					
		c	Rental income or (loss)					
		d	Net rental income or (loss)		0			
	7a	Gross amount from sales of assets other than inventory	(i) Securities	(ii) Other				
		b	Less cost or other basis and sales expenses					
		c	Gain or (loss)					
		d	Net gain or (loss)		0			
	8a	Gross income from fundraising events (not including \$ 59,023 of contributions reported on line 1c) See Part IV, line 18						
		a	4,620					
		b	Less direct expenses	b	13,064			
	c	Net income or (loss) from fundraising events . . .		-8,444			-8,444	
	9a	Gross income from gaming activities See Part IV, line 19						
		a						
		b	Less direct expenses	b				
	c	Net income or (loss) from gaming activities . . .		0				
	10a	Gross sales of inventory, less returns and allowances						
a								
b		Less cost of goods sold	b					
c	Net income or (loss) from sales of inventory . . .		0					
Miscellaneous Revenue		Business Code						
11a								
b								
c								
d	All other revenue							
e	Total. Add lines 11a-11d		0					
12	Total revenue. See Instructions		4,049,255	2,837,717	-32,511	4,334		

Part IX Statement of Functional Expenses

Section 501(c)(3) and 501(c)(4) organizations must complete all columns.
All other organizations must complete column (A) but are not required to complete columns (B), (C), and (D).

Do not include amounts reported on lines 6b, 7b, 8b, 9b, and 10b of Part VIII.		(A) Total expenses	(B) Program service expenses	(C) Management and general expenses	(D) Fundraising expenses
1	Grants and other assistance to governments and organizations in the U S See Part IV, line 21	-218,165	-218,165		
2	Grants and other assistance to individuals in the U S See Part IV, line 22	0			
3	Grants and other assistance to governments, organizations, and individuals outside the U S See Part IV, lines 15 and 16	0			
4	Benefits paid to or for members	0			
5	Compensation of current officers, directors, trustees, and key employees	156,005	72,937	72,775	10,293
6	Compensation not included above, to disqualified persons (as defined under section 4958(f)(1)) and persons described in section 4958(c)(3)(B)	0			
7	Other salaries and wages	1,505,168	1,140,318	243,648	121,202
8	Pension plan contributions (include section 401(k) and section 403(b) employer contributions)	49,121	33,844	10,792	4,485
9	Other employee benefits	149,939	103,308	32,942	13,689
10	Payroll taxes	132,325	91,172	29,072	12,081
11	Fees for services (non-employees)				
a	Management	148,412	148,412		
b	Legal	20,294	18,258	1,438	598
c	Accounting	37,680	30,048	5,391	2,241
d	Lobbying	0			
e	Professional fundraising See Part IV, line 17	752			752
f	Investment management fees	0			
g	Other	0			
12	Advertising and promotion	8,744	8,744		
13	Office expenses	1,924	1,327	422	175
14	Information technology	24,893	17,151	5,469	2,273
15	Royalties	0			
16	Occupancy	354,888	244,518	77,969	32,401
17	Travel	12,269	8,777	2,467	1,025
18	Payments of travel or entertainment expenses for any federal, state, or local public officials	0			
19	Conferences, conventions, and meetings	0			
20	Interest	159,764	154,827	3,488	1,449
21	Payments to affiliates	0			
22	Depreciation, depletion, and amortization	332,258	330,457	1,272	529
23	Insurance	38,783	38,248	378	157
24	Other expenses Itemize expenses not covered above (Expenses grouped together and labeled miscellaneous may not exceed 5% of total expenses shown on line 25 below)				
a	SUPPORTIVE SERVICES	163,278	163,278		
b	UTILITIES	168,627	165,666	2,092	869
c	PROPERTY MANAGEMENT	199,663	199,663		
d	REPAIRS AND MAINTENANCE	231,499	231,461	27	11
e	DEFERRED INTEREST	266,360	266,360		
f	All other expenses	390,860	336,403	38,470	15,987
25	Total functional expenses. Add lines 1 through 24f	4,335,341	3,587,012	528,112	220,217
26	Joint costs. Check here <input type="checkbox"/> if following SOP 98-2 Complete this line only if the organization reported in column (B) joint costs from a combined educational campaign and fundraising solicitation				

Part X

Balance Sheet

						(A)		(B)
						Beginning of year		End of year
Assets	1	Cash—non-interest-bearing					1	1,173,343
	2	Savings and temporary cash investments				1,086,953	2	2,130,189
	3	Pledges and grants receivable, net					3	0
	4	Accounts receivable, net				342,649	4	442,447
	5	Receivables from current and former officers, directors, trustees, key employees, and highest compensated employees Complete Part II of Schedule L					5	0
	6	Receivables from other disqualified persons (as defined under section 4958(f)(1)) and persons described in section 4958(c)(3)(B) Complete Part II of Schedule L					6	0
	7	Notes and loans receivable, net				1,049,157	7	583,078
	8	Inventories for sale or use					8	0
	9	Prepaid expenses and deferred charges				297,280	9	169,158
	10a	Land, buildings, and equipment cost or other basis Complete Part VI of Schedule D	10a	14,824,925				
	b	Less accumulated depreciation	10b	4,595,846	10,469,797	10c	10,229,079	
	11	Investments—publicly traded securities				308,530	11	0
	12	Investments—other securities See Part IV, line 11					12	0
	13	Investments—program-related See Part IV, line 11					13	0
	14	Intangible assets					14	0
	15	Other assets See Part IV, line 11				19,102,927	15	19,582,022
	16	Total assets. Add lines 1 through 15 (must equal line 34)				32,657,293	16	34,309,316
Liabilities	17	Accounts payable and accrued expenses				502,537	17	810,374
	18	Grants payable					18	
	19	Deferred revenue				33,227	19	439,960
	20	Tax-exempt bond liabilities					20	
	21	Escrow or custodial account liability Complete Part IV of Schedule D					21	
	22	Payables to current and former officers, directors, trustees, key employees, highest compensated employees, and disqualified persons Complete Part II of Schedule L					22	
	23	Secured mortgages and notes payable to unrelated third parties				11,643,213	23	12,525,563
	24	Unsecured notes and loans payable to unrelated third parties					24	
	25	Other liabilities Complete Part X of Schedule D				16,096,548	25	16,437,737
	26	Total liabilities. Add lines 17 through 25				28,275,525	26	30,213,634
Net Assets or Fund Balances	Organizations that follow SFAS 117, check here <input checked="" type="checkbox"/> and complete lines 27 through 29, and lines 33 and 34.							
	27	Unrestricted net assets				4,227,378	27	3,984,825
	28	Temporarily restricted net assets				154,390	28	110,857
	29	Permanently restricted net assets					29	
	Organizations that do not follow SFAS 117, check here <input type="checkbox"/> and complete lines 30 through 34.							
	30	Capital stock or trust principal, or current funds					30	
	31	Paid-in or capital surplus, or land, building or equipment fund					31	
	32	Retained earnings, endowment, accumulated income, or other funds					32	
	33	Total net assets or fund balances				4,381,768	33	4,095,682
	34	Total liabilities and net assets/fund balances				32,657,293	34	34,309,316

Part XI **Financial Statements and Reporting**

	Yes	No
1 Accounting method used to prepare the Form 990 <input type="checkbox"/> Cash <input checked="" type="checkbox"/> Accrual <input type="checkbox"/> Other _____ If the organization changed its method of accounting from a prior year or checked "Other," explain in Schedule O		
2a Were the organization's financial statements compiled or reviewed by an independent accountant? . .	2a	No
b Were the organization's financial statements audited by an independent accountant? 	2b	Yes
c If "Yes," to 2a or 2b, does the organization have a committee that assumes responsibility for oversight of the audit, review, or compilation of its financial statements and selection of an independent accountant? If the organization changed either its oversight process or selection process during the tax year, explain in Schedule O . . .	2c	Yes
d If "Yes" to line 2a or 2b, check a box below to indicate whether the financial statements for the year were issued on a consolidated basis, separate basis, or both <input type="checkbox"/> Separate basis <input type="checkbox"/> Consolidated basis <input checked="" type="checkbox"/> Both consolidated and separated basis		
3a As a result of a federal award, was the organization required to undergo an audit or audits as set forth in the Single Audit Act and OMB Circular A-133? .	3a	Yes
b If "Yes," did the organization undergo the required audit or audits? If the organization did not undergo the required audit or audits, explain why in Schedule O and describe any steps taken to undergo such audits . .	3b	Yes

SCHEDULE A
(Form 990 or 990EZ)

Department of the Treasury
Internal Revenue Service

Public Charity Status and Public Support

Complete if the organization is a section 501(c)(3) organization or a section 4947(a)(1) nonexempt charitable trust.

▶ Attach to Form 990 or Form 990-EZ. ▶ See separate instructions.

OMB No 1545-0047

2009

Open to Public
Inspection

Name of the organization RESOURCES FOR COMMUNITY DEVELOPMENT	Employer identification number 94-2952466
---	--

Part I Reason for Public Charity Status (All organizations must complete this part.) See instructions

The organization is not a private foundation because it is (For lines 1 through 11, check only one box)

- 1

☐

A church, convention of churches, or association of churches **section 170(b)(1)(A)(i).**
- 2

☐

A school described in **section 170(b)(1)(A)(ii).** (Attach Schedule E)
- 3

☐

A hospital or a cooperative hospital service organization described in **section 170(b)(1)(A)(iii).**
- 4

☐

A medical research organization operated in conjunction with a hospital described in **section 170(b)(1)(A)(iii).** Enter the hospital's name, city, and state
- 5

☐

An organization operated for the benefit of a college or university owned or operated by a governmental unit described in **section 170(b)(1)(A)(iv).** (Complete Part II)
- 6

☐

A federal, state, or local government or governmental unit described in **section 170(b)(1)(A)(v).**
- 7

☒

An organization that normally receives a substantial part of its support from a governmental unit or from the general public described in **section 170(b)(1)(A)(vi)** (Complete Part II)
- 8

☐

A community trust described in **section 170(b)(1)(A)(vi)** (Complete Part II)
- 9

☐

An organization that normally receives (1) more than 33 1/3% of its support from contributions, membership fees, and gross receipts from activities related to its exempt functions—subject to certain exceptions, and (2) no more than 33 1/3% of its support from gross investment income and unrelated business taxable income (less section 511 tax) from businesses acquired by the organization after June 30, 1975 See **section 509(a)(2).** (Complete Part III)
- 10

☐

An organization organized and operated exclusively to test for public safety See**section 509(a)(4).**
- 11

☐

An organization organized and operated exclusively for the benefit of, to perform the functions of, or to carry out the purposes of one or more publicly supported organizations described in section 509(a)(1) or section 509(a)(2) See **section 509(a)(3).** Check the box that describes the type of supporting organization and complete lines 11e through 11h

a

☐

Type I

b

☐

Type II

c

☐

Type III - Functionally integrated

d

☐

Type III - Other

e

☐

By checking this box, I certify that the organization is not controlled directly or indirectly by one or more disqualified persons other than foundation managers and other than one or more publicly supported organizations described in section 509(a)(1) or section 509(a)(2)

f

☐

If the organization received a written determination from the IRS that it is a Type I, Type II or Type III supporting organization, check this box

g

☐

Since August 17, 2006, has the organization accepted any gift or contribution from any of the following persons?

(i)

a person who directly or indirectly controls, either alone or together with persons described in (ii) and (iii) below, the governing body of the the supported organization?

(ii)

a family member of a person described in (i) above?

(iii)

a 35% controlled entity of a person described in (i) or (ii) above?

h

☐

Provide the following information about the supported organization(s)

(i) Name of supported organization	(ii) EIN	(iii) Type of organization (described on lines 1- 9 above or IRC section (see instructions))	(iv) Is the organization in col (i) listed in your governing document?		(v) Did you notify the organization in col (i) of your support?		(vi) Is the organization in col (i) organized in the U S ?		(vii) Amount of support?
			Yes	No	Yes	No	Yes	No	
Total									

Part II

Support Schedule for Organizations Described in IRC 170(b)(1)(A)(iv) and 170(b)(1)(A)(vi)
(Complete only if you checked the box on line 5, 7, or 8 of Part I.)

Section A. Public Support

Calendar year (or fiscal year beginning in)	(a) 2005	(b) 2006	(c) 2007	(d) 2008	(e) 2009	(f) Total
1 Gifts, grants, contributions, and membership fees received (Do not include any "unusual grants.")	1,344,673	2,994,627	3,096,761	2,117,717	1,239,715	10,793,493
2 Tax revenues levied for the organization's benefit and either paid to or expended on its behalf						0
3 The value of services or facilities furnished by a governmental unit to the organization without charge						0
4 Total. Add lines 1 through 3	1,344,673	2,994,627	3,096,761	2,117,717	1,239,715	10,793,493
5 The portion of total contributions by each person (other than a governmental unit or publicly supported organization) included on line 1 that exceeds 2% of the amount shown on line 11, column (f)						2,052
6 Public Support. Subtract line 5 from line 4						10,791,441

Section B. Total Support

Calendar year (or fiscal year beginning in)	(a) 2005	(b) 2006	(c) 2007	(d) 2008	(e) 2009	(f) Total
7 Amounts from line 4	1,344,673	22,051	3,096,761	2,117,717	1,239,715	10,793,493
8 Gross income from interest, dividends, payments received on securities loans, rents, royalties and income from similar sources	21,024	22,051	30,230	17,817	12,778	103,900
9 Net income from unrelated business activities, whether or not the business is regularly carried on						0
10 Other income (Explain in Part IV) Do not include gain or loss from the sale of capital assets						0
11 Total support (Add lines 7 through 10)						10,897,393
12 Gross receipts from related activities, etc (See instructions)					12	21,895,676

13 First Five Years If the Form 990 is for the organization's first, second, third, fourth, or fifth tax year as a 501(c)(3) organization, check this box and stop here

☐

Section C. Computation of Public Support Percentage

14 Public Support Percentage for 2009 (line 6 column (f) divided by line 11 column (f))	14	99 030 %
15 Public Support Percentage for 2008 Schedule A, Part II, line 14	15	98 330 %

- 16a 33 1/3% support test—2009. If the organization did not check the box on line 13, and line 14 is 33 1/3% or more, check this box and stop here. The organization qualifies as a publicly supported organization
- ☒
- b 33 1/3% support test—2008. If the organization did not check the box on line 13 or 16a, and line 15 is 33 1/3% or more, check this box and stop here. The organization qualifies as a publicly supported organization
- ☒
- 17a 10%-facts-and-circumstances test—2009. If the organization did not check a box on line 13, 16a, or 16b and line 14 is 10% or more, and if the organization meets the "facts and circumstances" test, check this box and stop here. Explain in Part IV how the organization meets the "facts and circumstances" test The organization qualifies as a publicly supported organization
- ☒
- b 10%-facts-and-circumstances test—2008. If the organization did not check a box on line 13, 16a, 16b, or 17a and line 15 is 10% or more, and if the organization meets the "facts and circumstances" test, check this box and stop here. Explain in Part IV how the organization meets the "facts and circumstances" test The organization qualifies as a publicly supported organization
- ☒
- 18 Private Foundation If the organization did not check a box on line 13, 16a, 16b, 17a or 17b, check this box and see instructions
- ☒

Part IIISupport Schedule for Organizations Described in IRC 509(a)(2)
(Complete only if you checked the box on line 9 of Part I.)

Section A. Public Support

Calendar year (or fiscal year beginning in)	(a) 2005	(b) 2006	(c) 2007	(d) 2008	(e) 2009	(f) Total
1Gifts, grants, contributions, and membership fees received (Do not include any "unusual grants.")						
2Gross receipts from admissions, merchandise sold or services performed, or facilities furnished in any activity that is related to the organization's tax-exempt purpose						
3Gross receipts from activities that are not an unrelated trade or business under section 513						
4Tax revenues levied for the organization's benefit and either paid to or expended on its behalf						
5The value of services or facilities furnished by a governmental unit to the organization without charge						
6Total. Add lines 1 through 5						
7aAmounts included on lines 1, 2, and 3 received from disqualified persons						
bAmounts included on lines 2 and 3 received from other than disqualified persons that exceed the greater of \$5,000 or 1% of the amount on line 13 for the year						
cAdd lines 7a and 7b						
8Public Support (Subtract line 7c from line 6)						

Section B. Total Support

Calendar year (or fiscal year beginning in)	(a) 2005	(b) 2006	(c) 2007	(d) 2008	(e) 2009	(f) Total
9Amounts from line 6						
10aGross income from interest, dividends, payments received on securities loans, rents, royalties and income from similar sources						
bUnrelated business taxable income (less section 511 taxes) from businesses acquired after June 30, 1975						
cAdd lines 10a and 10b						
11Net income from unrelated business activities not included in line 10b, whether or not the business is regularly carried on						
12Other income. Do not include gain or loss from the sale of capital assets (Explain in Part IV.)						
13Total support (Add lines 9, 10c, 11 and 12.)						
14First Five Years If the Form 990 is for the organization's first, second, third, fourth, or fifth tax year as a 501(c)(3) organization, check this box and stop here						

Section C. Computation of Public Support Percentage

15Public Support Percentage for 2009 (line 8 column (f) divided by line 13 column (f))	15	
16Public support percentage from 2008 Schedule A, Part III, line 15	16	

Section D. Computation of Investment Income Percentage

17Investment income percentage for 2009 (line 10c column (f) divided by line 13 column (f))	17	
18Investment income percentage from 2008 Schedule A, Part III, line 17	18	
19a33 1/3% support tests—2009. If the organization did not check the box on line 14, and line 15 is more than 33 1/3% and line 17 is not more than 33 1/3%, check this box and stop here. The organization qualifies as a publicly supported organization		
b33 1/3% support tests—2008. If the organization did not check a box on line 14 or line 19a, and line 16 is more than 33 1/3% and line 18 is not more than 33 1/3%, check this box and stop here. The organization qualifies as a publicly supported organization		
20Private Foundation If the organization did not check a box on line 14, 19a or 19b, check this box and see instructions		

Part IV

Supplemental Information. Supplemental Information. Complete this part to provide the explanation required by Part II, line 10; Part II, line 17a or 17b; or Part III, line 12. Provide any other additional information. See instructions

Additional Data

Software ID:
Software Version:
EIN: 94-2952466
Name: RESOURCES FOR COMMUNITY DEVELOPMENT

Form 990, Part VIII - Statement of Revenue - 2a - 2g Program Service Revenue -

	Business Code	(A) Total Revenue	(B) Related or Exempt Function Revenue	(C) Unrelated Business Revenue	(D) Revenue Excluded from Tax under IRC 512, 513, or 514
LOSS FROM INVESTMENTS		-450	-450		
INCIDENTAL EXEMPT INCOME		43,034	43,034		
MANAGEMENT FEES RECEIVED		755,665	755,665		
DEVELOPMENT CONTRACTS		816,823	816,823		
RESIDENTIAL RENT		1,675,517	1,675,517		

Form 990, Part IX - Statement of Functional Expenses - 24a - 24e Other Expenses

<i>Do not include amounts reported on line 6b, 8b, 9b, and 10b of Part VIII.</i>	(A) Total expenses	(B) Program service expenses	(C) Management and general expenses	(D) Fundraising expenses
SUPPORTIVE SERVICES	163,278	163,278		
UTILITIES	168,627	165,666	2,092	869
PROPERTY MANAGEMENT	199,663	199,663		
REPAIRS AND MAINTENANCE	231,499	231,461	27	11
DEFERRED INTEREST	266,360	266,360		

SCHEDULE D
(Form 990)

Supplemental Financial Statements

► Complete if the organization answered "Yes," to Form 990, Part IV, line 6, 7, 8, 9, 10, 11, or 12.
► Attach to Form 990. ► See separate instructions.

OMB No 1545-0047

2009

Open to Public Inspection

Department of the Treasury
Internal Revenue Service

Name of the organization
RESOURCES FOR COMMUNITY DEVELOPMENT

Employer identification number
94-2952466

Part I Organizations Maintaining Donor Advised Funds or Other Similar Funds or Accounts. Complete if the organization answered "Yes" to Form 990, Part IV, line 6.

	(a) Donor advised funds	(b) Funds and other accounts
1	Total number at end of year	
2	Aggregate contributions to (during year)	
3	Aggregate grants from (during year)	
4	Aggregate value at end of year	
5	Did the organization inform all donors and donor advisors in writing that the assets held in donor advised funds are the organization's property, subject to the organization's exclusive legal control? <div><input type="checkbox"/> Yes <input type="checkbox"/> No</div>	
6	Did the organization inform all grantees, donors, and donor advisors in writing that grant funds may be used only for charitable purposes and not for the benefit of the donor or donor advisor, or for any other purpose conferring impermissible private benefit <div><input type="checkbox"/> Yes <input type="checkbox"/> No</div>	

Part II Conservation Easements. Complete if the organization answered "Yes" to Form 990, Part IV, line 7.

1

Purpose(s) of conservation easements held by the organization (check all that apply)

☐ Preservation of land for public use (e g , recreation or pleasure)

☐ Preservation of an historically importantly land area

☐ Protection of natural habitat

☐ Preservation of a certified historic structure

☐ Preservation of open space

2

Complete lines 2a–2d if the organization held a qualified conservation contribution in the form of a conservation easement on the last day of the tax year

	Held at the End of the Year
a	Total number of conservation easements
b	Total acreage restricted by conservation easements
c	Number of conservation easements on a certified historic structure included in (a)
d	Number of conservation easements included in (c) acquired after 8/17/06

3

Number of conservation easements modified, transferred, released, extinguished, or terminated by the organization during the taxable year ►_____

4

Number of states where property subject to conservation easement is located ►_____

5

Does the organization have a written policy regarding the periodic monitoring, inspection, handling of violations, and enforcement of the conservation easements it holds?

☐ Yes ☐ No

6

Staff and volunteer hours devoted to monitoring, inspecting and enforcing conservation easements during the year ►_____

7

Amount of expenses incurred in monitoring, inspecting, and enforcing conservation easements during the year ►\$ _____

8

Does each conservation easement reported on line 2(d) above satisfy the requirements of section 170(h)(4)(B)(i) and 170(h)(4)(B)(ii)?

☐ Yes ☐ No

9

In Part XIV, describe how the organization reports conservation easements in its revenue and expense statement, and balance sheet, and include, if applicable, the text of the footnote to the organization’s financial statements that describes the organization’s accounting for conservation easements

Part III Organizations Maintaining Collections of Art, Historical Treasures, or Other Similar Assets. Complete if the organization answered "Yes" to Form 990, Part IV, line 8.

1a

If the organization elected, as permitted under SFAS 116, not to report in its revenue statement and balance sheet works of art, historical treasures, or other similar assets held for public exhibition, education or research in furtherance of public service, provide, in Part XIV, the text of the footnote to its financial statements that describes these items

b

If the organization elected, as permitted under SFAS 116, to report in its revenue statement and balance sheet works of art, historical treasures, or other similar assets held for public exhibition, education, or research in furtherance of public service, provide the following amounts relating to these items

(i) Revenues included in Form 990, Part VIII, line 1

► \$ _____

(ii) Assets included in Form 990, Part X

► \$ _____

2

If the organization received or held works of art, historical treasures, or other similar assets for financial gain, provide the following amounts required to be reported under SFAS 116 relating to these items

a

Revenues included in Form 990, Part VIII, line 1

► \$ _____

b

Assets included in Form 990, Part X

► \$ _____

For Privacy Act and Paperwork Reduction Act Notice, see the Intructions for Form 990

Cat No 52283D

Schedule D (Form 990) 2009

Part III

Organizations Maintaining Collections of Art, Historical Treasures, or Other Similar Assets (continued)

3

Using the organization's accession and other records, check any of the following that are a significant use of its collection items (check all that apply)

a

☐

Public exhibition

b

☐

Scholarly research

c

☐

Preservation for future generations

d

☐

Loan or exchange programs

e

☐

Other

4

Provide a description of the organization's collections and explain how they further the organization's exempt purpose in Part XIV

5

During the year, did the organization solicit or receive donations of art, historical treasures or other similar assets to be sold to raise funds rather than to be maintained as part of the organization's collection?

☐ Yes

☐ No

Part IV

Escrow and Custodial Arrangements. Complete if the organization answered "Yes" to Form 990, Part IV, line 9, or reported an amount on Form 990, Part X, line 21.

1a

Is the organization an agent, trustee, custodian or other intermediary for contributions or other assets not included on Form 990, Part X?

☐ Yes

☐ No

b

If "Yes," explain the arrangement in Part XIV and complete the following table

c

Beginning balance

d

Additions during the year

e

Distributions during the year

f

Ending balance

	Amount
1c	
1d	
1e	
1f	

2a

Did the organization include an amount on Form 990, Part X, line 21?

☐ Yes

☐ No

b

If "Yes," explain the arrangement in Part XIV

Part V

Endowment Funds. Complete if the organization answered "Yes" to Form 990, Part IV, line 10.

	(a)Current Year	(b)Prior Year	(c)Two Years Back	(d)Three Years Back	(e)Four Years Back
1a	Beginning of year balance				
b	Contributions				
c	Investment earnings or losses				
d	Grants or scholarships				
e	Other expenditures for facilities and programs				
f	Administrative expenses				
g	End of year balance				

2

Provide the estimated percentage of the year end balance held as

a

Board designated or quasi-endowment ▶

b

Permanent endowment ▶

c

Term endowment ▶

3a

Are there endowment funds not in the possession of the organization that are held and administered for the organization by

(i)

unrelated organizations

(ii)

related organizations

b

If "Yes" to 3a(ii), are the related organizations listed as required on Schedule R?

	Yes	No
3a(i)		
3a(ii)		
3b		

4

Describe in Part XIV the intended uses of the organization's endowment funds

Part VI

Investments—Land, Buildings, and Equipment. See Form 990, Part X, line 10.

Description of investment	(a) Cost or other basis (investment)	(b)Cost or other basis (other)	(c) Accumulated depreciation	(d) Book value
1a Land		2,199,224		2,199,224
b Buildings		6,676,248	2,416,144	4,260,104
c Leasehold improvements		5,476,804	1,770,590	3,706,214
d Equipment		169,189	156,396	12,793
e Other		303,460	252,716	50,744
Total. Add lines 1a-1e (Column (d) should equal Form 990, Part X, column (B), line 10(c).) ▶				10,229,079

Part XI

Reconciliation of Change in Net Assets from Form 990 to Financial Statements

1	Total revenue (Form 990, Part VIII, column (A), line 12)	1	4,049,255
2	Total expenses (Form 990, Part IX, column (A), line 25)	2	4,335,341
3	Excess or (deficit) for the year Subtract line 2 from line 1	3	-286,086
4	Net unrealized gains (losses) on investments	4	
5	Donated services and use of facilities	5	
6	Investment expenses	6	
7	Prior period adjustments	7	
8	Other (Describe in Part XIV)	8	973
9	Total adjustments (net) Add lines 4 - 8	9	973
10	Excess or (deficit) for the year per financial statements Combine lines 3 and 9	10	-285,113

Part XII

Reconciliation of Revenue per Audited Financial Statements With Revenue per Return

1	Total revenue, gains, and other support per audited financial statements	1	4,062,319
2	Amounts included on line 1 but not on Form 990, Part VIII, line 12		
a	Net unrealized gains on investments	2a	
b	Donated services and use of facilities	2b	
c	Recoveries of prior year grants	2c	
d	Other (Describe in Part XIV)	2d	13,064
e	Add lines 2a through 2d	2e	13,064
3	Subtract line 2e from line 1	3	4,049,255
4	Amounts included on Form 990, Part VIII, line 12, but not on line 1:		
a	Investment expenses not included on Form 990, Part VIII, line 7b	4a	
b	Other (Describe in Part XIV)	4b	
c	Add lines 4a and 4b	4c	
5	Total Revenue Add lines 3 and 4c. (This should equal Form 990, Part I, line 12)	5	4,049,255

Part XIII

Reconciliation of Expenses per Audited Financial Statements With Expenses per Return

1	Total expenses and losses per audited financial statements	1	4,347,432
2	Amounts included on line 1 but not on Form 990, Part IX, line 25		
a	Donated services and use of facilities	2a	
b	Prior year adjustments	2b	
c	Other losses	2c	
d	Other (Describe in Part XIV)	2d	12,891
e	Add lines 2a through 2d	2e	12,891
3	Subtract line 2e from line 1	3	4,334,541
4	Amounts included on Form 990, Part IX, line 25, but not on line 1:		
a	Investment expenses not included on Form 990, Part VIII, line 7b	4a	
b	Other (Describe in Part XIV)	4b	800
c	Add lines 4a and 4b	4c	800
5	Total expenses Add lines 3 and 4c. (This should equal Form 990, Part I, line 18)	5	4,335,341

Part XIV

Supplemental Information

Complete this part to provide the descriptions required for Part II, lines 3, 5, and 9, Part III, lines 1a and 4, Part IV, lines 1b and 2b, Part V, line 4, Part X, Part XI, line 8, Part XII, lines 2d and 4b, and Part XIII, lines 2d and 4b. Also complete this part to provide any additional information.

Identifier	Return Reference	Explanation
Part XIII, Line 4b	Part XIII, Line 4b Other revenue amounts included on 990 but not included in F/S	CALIFORNIA LLC MINIMUM TAX \$800 CALIFORNIA GROSS RECEIPTS FEE \$0
Part XIII, Line 2d	Part XIII, Line 2d Other expenses and losses per audited F/S	F/S HAVE SPECIAL EVENT EXP AS EXP \$13064 FLOW THROUGH LOSS FROM LLC \$-173
Part XII, Line 2d	Part XII, Line 2d Other revenue amounts included in F/S but not included on form 990	F/S HAVE SPECIAL EVENT INCOME AT GROSS \$13064
Part XI, Line 8	Part XI, Line 8 Other Changes in Net Assets or Fund Balances	PASS THROUGH LOSS-FOX COURT LLC \$973

Additional Data

Software ID:

Software Version:

EIN: 94-2952466

Name: RESOURCES FOR COMMUNITY DEVELOPMENT

Form 990, Schedule D, Part IX, - Other Assets

(a) Description	(b) Book value
FOX COURT LLC REC- DUE FROM AFFILIATES	500
INVESTMENT IN LLC	-1,267,873
NOTE RECEIVABLE FROM FOX LP ON FOX LLC	395,000
ACCUMULATED LOSS IN LLC PSHIP INVEST	-11,031
INVESTMENT IN PSHIPS THRU FOX CT LLC	3,460,273
RECEIVABLE FROM AFFILIATES, LONG TERM	823,591
RECEIVABLE FROM AFFILIATES, SHORT TERM	2,119,847
INVESTMENT IN PARTNERSHIPS	11,981,003
RESTRICTED CASH (CURRENT & LONG TERM)	747,222
LOAN FEES, NET OF AMORTIZATION	85,451
DEVELOPMENT IN PROGRESS	1,248,039

OMB No. 1545-0047

Open to Public Inspection

94-2952466

Part II Fundraising Events. Complete if the organization answered "Yes" to Form 990, Part IV, line 18, or reported more than \$15,000 on Form 990-EZ, line 6a. List events with gross receipts greater than \$5,000.

Revenue			(a) Event #1	(b) Event #2	(c) Other Events	(d) Total Events
			ANNUAL FUND RAISING EVENT	WALKATHON		(Add col (a) through col (c))
			(event type)	(event type)	(total number)	
	1	Gross receipts	54,782	8,861		63,643
	2	Less Charitable contributions	50,162	8,861		59,023
3	Gross income (line 1 minus line 2)		4,620			4,620
Direct Expenses	4	Cash prizes				
	5	Non-cash prizes				
	6	Rent/facility costs				
	7	Food and beverages				
	8	Entertainment				
	9	Other direct expenses	10,697	2,367		13,064
	10	Direct expense summary Add lines 4 through 9 in column (d) ▶				13,064
	11	Net income summary Combine lines 3, column d, and line 10. ▶				-8,444

Part III Gaming. Complete if the organization answered "Yes" to Form 990, Part IV, line 19, or reported more than \$15,000 on Form 990-EZ, line 6a.

Revenue			(a) Bingo	(b) Pull tabs/Instant bingo/progressive bingo	(c) Other gaming	(d) Total gaming
						(Add col (a) through col (c))
1	Gross revenue					
Direct Expenses	2	Cash prizes				
	3	Non-cash prizes				
	4	Rent/facility costs				
	5	Other direct expenses				
	6	Volunteer labor	<input type="checkbox"/> Yes _____ % <input type="checkbox"/> No	<input type="checkbox"/> Yes _____ % <input type="checkbox"/> No	<input type="checkbox"/> Yes _____ % <input type="checkbox"/> No	
	7	Direct expense summary Add lines 2 through 5 in column (d) ▶				
	8	Net gaming income summary Combine lines 1, column d, and line 7 ▶				

		Yes	No
9	Enter the state(s) in which the organization operates gaming activities _____		
a	Is the organization licensed to operate gaming activities in each of these states?	9a	
b	If "No," Explain _____ _____		
10a	Were any of the organization's gaming licenses revoked, suspended or terminated during the tax year?	10a	
b	If "Yes," Explain _____ _____		
11	Does the organization operate gaming activities with nonmembers?	11	
12	Is the organization a grantor, beneficiary or trustee of a trust or a member of a partnership or other entity formed to administer charitable gaming?	12	

		Yes	No
13	Indicate the percentage of gaming activity operated in		
a	The organization's facility 13a		
b	An outside facility 13b		
14	Enter the name and address of the person who prepares the organization's gaming/special events books and records		
Name ► _____			
Address ► _____			
15a	Does the organization have a contract with a third party from whom the organization receives gaming revenue?	15a	
b	If "Yes," enter the amount of gaming revenue received by the organization ► \$ _____ and the amount of gaming revenue retained by the third party ► \$ _____		
c	If "Yes," enter name and address		
Name ► _____			
Address ► _____			
16	Gaming manager information		
Name ► _____			
Gaming manager compensation ► \$ _____			
Description of services provided ► _____			
<input type="checkbox"/> Director/officer <input type="checkbox"/> Employee <input type="checkbox"/> Independent contractor			
17	Mandatory distributions		
a	Is the organization required under state law to make charitable distributions from the gaming proceeds to retain the state gaming license?	17a	
b	Enter the amount of distributions required under state law distributed to other exempt organizations or spent in the organization's own exempt activities during the tax year ► \$ _____		

SCHEDULE M
(Form 990)

NonCash Contributions

OMB No 1545-0047

2009

Open to Public Inspection

►Complete if the organization answered "Yes" on Form 990, Part IV, lines 29 or 30.
► Attach to Form 990.

Name of the organization
RESOURCES FOR COMMUNITY DEVELOPMENT

Employer identification number
94-2952466

Part I

Types of Property

	(a) Check if applicable	(b) Number of Contributions	(c) Revenues reported on Form 990, Part VIII, line 1g	(d) Method of determining revenues
1 Art—Works of art	X	13		
2 Art—Historical treasures				
3 Art—Fractional interests				
4 Books and publications				
5 Clothing and household goods				
6 Cars and other vehicles				
7 Boats and planes				
8 Intellectual property				
9 Securities—Publicly traded				
10 Securities—Closely held stock				
11 Securities—Partnership, LLC, or trust interests				
12 Securities—Miscellaneous				
13 Qualified conservation contribution—Historic structures				
14 Qualified conservation contribution—Other				
15 Real estate—Residential				
16 Real estate—Commercial				
17 Real estate—Other				
18 Collectibles				
19 Food inventory				
20 Drugs and medical supplies				
21 Taxidermy				
22 Historical artifacts				
23 Scientific specimens				
24 Archeological artifacts				
MEALS/GIFT				
25 Other ► (CERT)	X	21		
26 Other ► ()				
27 Other ► ()				
28 Other ► ()				

29 Number of Forms 8283 received by the organization during the tax year for contributions for which the organization completed Form 8283, Part IV, Donee Acknowledgement29

30a During the year, did the organization receive by contribution any property reported in Part I, lines 1-28 that it must hold for at least three years from the date of the initial contribution, and which is not required to be used for exempt purposes for the entire holding period?

b If "Yes," describe the arrangement in Part II

31 Does the organization have a gift acceptance policy that requires the review of any non-standard contributions?

32a Does the organization hire or use third parties or related organizations to solicit, process, or sell non-cash contributions?

b If "Yes," describe in Part II

33 If the organization did not report revenues in column (c) for a type of property for which column (a) is checked, describe in Part II

Yes

No

No

No

No

For Privacy Act and Paperwork Reduction Act Notice, see the Instructions for Form 990.

Cat No 51227J

Schedule M (Form 990) 2009

Part II

Supplemental Information. Complete this part to provide the information required by Part I, lines 30b, 32b, and 33. Also complete this part for any additional information.

Identifier	Return Reference	Explanation
Part I, Line 33, Revenues Not Reported		No income was booked since the total value of \$8,000 was determined to be immaterial

Additional Data

Software ID:

Software Version:

EIN: 94-2952466

Name: RESOURCES FOR COMMUNITY DEVELOPMENT

efile GRAPHIC print - DO NOT PROCESS		As Filed Data -	DLN: 93493136067801
SCHEDULE O (Form 990)	Supplemental Information to Form 990 Complete to provide information for responses to specific questions on Form 990 or to provide any additional information. ▶ Attach to Form 990.		OMB No 1545-0047
			2009
			Open to Public Inspection
Name of the organization RESOURCES FOR COMMUNITY DEVELOPMENT		Employer identification number 94-2952466	

Identifier	Return Reference	Explanation
Form 990, Part VI, Line 19	Form 990, Part VI, Line 19 Other Organization Documents Publicly Available	RCD does not make its governing documents, conflict of interest policy and financial statements available to the general public We consider them to be internal documents

Identifier	Return Reference	Explanation
Form 990, Part VI, Line 15b	Form 990, Part VI, Line 15b Compensation Review and Approval Process for Officers and Key Employees	RCD has instituted a process to determine fair compensation for its CEO and Key Employees as follows The CEO has an annual evaluation meeting with the Executive Committee of the Board of Directors At this meeting, potential adjustments to the CEO's salary are discussed The CEO provides the Committee with information on salaries for comparable positions The Executive Committee makes a determination regarding the appropriateness of the proposed salary based on the comparables and independent research it may undertake The Executive Committee is also provided with the proposed salary and information on salaries for comparable positions for Key Employees Based on the information provided and independent research, the Executive Committee also makes a determination on the appropriateness of the salary of the Key Employees

Identifier	Return Reference	Explanation
Form 990, Part VI, Line 12c	Form 990, Part VI, Line 12c Explanation of Monitoring and Enforcement of Conflicts	All board members, officers and key employees are required to complete an annual questionnaire which asks them to disclose if they, their family members, any entity where they or their family member owned more than 35% or any for profit entity where they or their family member owned more than 5% engaged in any business transactions over \$10,000 with RCD or any of its related entities It also asks whether they had a family or business relationship with any other board member or key employee RCD's bylaws and Personnel Handbook govern how actual or apparent conflicts of interests that may impact the organization's staff or Board of Directors are handled Staff are to avoid even the appearance of a conflict of interest, and gifts and remunerative activity related to RCD duties are strictly limited The bylaws require that no member of the Board of Directors shall have any financial interest in an organization doing business with RCD without disclosure to the board At that point, the majority of the Board must vote on a finding that the organization could not obtain a more advantageous arrangement with reasonable effort, that the transaction is to the benefit of the organization, and it is at a fair and reasonable price

Identifier	Return Reference	Explanation
Form 990, Part VI, Line 11	Form 990, Part VI, Line 11 Form 990 Review Process	A draft of the Form 990 is reviewed by the Controller After any necessary corrections are made, an electronic copy is e-mailed to the board and the Executive Director A meeting of the audit committee of the board is called to review and approve the Form 990 Staff input is provided to answer questions and provide any additional information requested

Identifier	Return Reference	Explanation
Form 990, Part VI, Line 2	Form 990, Part VI, Line 2 Description of Business or Family Relationship of Officers, Directors, Et	Jacque Keller is contracted to provide landscape architecture services to SGPA Architecture--an entity in which President Stuart Stoller has a controlling interest

Identifier	Return Reference	Explanation
	Client Note2	NOTE 2 FORM 990, PART VI, LINE 16A All projects that RCD enters into must fall within our mission to develop and operate rent restricted affordable housing and be compatible with our tax exempt status All projects must be approved by the internal oversight committee and the board housing and finance committee Any joint venture that we enter into with a taxable entity would be governed by a partnership agreement to ensure that their operations are consistent with RCD's tax-exempt mission

Identifier	Return Reference	Explanation
	Client Note1	NOTE 1 POLICY RE FASB 116 & 117 Starting with fiscal year 6/30/95, organization Resources for Community Development (RCD) has elected to follow FASB 116 & 117 We have determined that under FASB 116 & 117 amounts paid by a governmental unit do not qualify as contributions but rather as exchange transactions, because the government is in the business of providing services to the general public That income is shown on the financial statements as government contracts rather than as contributions Therefore we have recorded these amounts as income when earned instead of when we received an unconditional promise to pay However, on Form 990 and Schedule A, in accordance with IRS regulations, we have classified as contributions amounts received from a governmental unit, since all funds received by RCD from the government are for the purpose of providing a service to the general public Furthermore, in order to keep the total income on the tax return consistent with the financial statements, we are not recognizing on the Form 990 the future income that FASB 116 would require This is consistent with the IRS position that reporting grants received in accordance with FASB 116 for 990 purposes is acceptable but not required Ref IRS 1995 Publication 557, Chapter 3, Page 28, Support from a governmental unit, 1995 Form 990 instructions, page 1, Changes to Note, and 11/14/96 conversation with Lynn Kaweck, IRS Exempt Organization Division, Washington office

SCHEDULE R
(Form 990)

Department of the Treasury
Internal Revenue Service

Related Organizations and Unrelated Partnerships

▶ Complete if the organization answered "Yes" to Form 990, Part IV, line 33, 34, 35, 36, or 37.
▶ Attach to Form 990. ▶ See separate instructions.

OMB No 1545-0047

2009

Open to Public Inspection

Name of the organization
RESOURCES FOR COMMUNITY DEVELOPMENT

Employer identification number
94-2952466

Part I Identification of Disregarded Entities (Complete if the organization answered "Yes" on Form 990, Part IV, line 33.)

(a) Name, address, and EIN of disregarded entity	(b) Primary activity	(c) Legal domicile (state or foreign country)	(d) Total income	(e) End-of-year assets	(f) Direct controlling entity
RCD COMMERCIAL LLC 2220 OXFORD STREET BERKELEY, CA 94704 95-2952466	COMMERCIAL RENTALS	CA			N/A
FOX COURTS LLC 2220 OXFORD STREET BERKELEY, CA 94704 94-2952466	LOW INCOME HOUSING	CA			N/A
AMBASSADOR HOMES LLC 2220 OXFORD STREET BERKELEY, CA 94704 94-2952466	LOW INCOME HOUSING	CA			N/A

Part II Identification of Related Tax-Exempt Organizations (Complete if the organization answered "Yes" on Form 990, Part IV, line 34 because it had one or more related tax-exempt organizations during the tax year.)

(a) Name, address, and EIN of related organization	(b) Primary activity	(c) Legal domicile (state or foreign country)	(d) Exempt Code section	(e) Public charity status (if section 501(c)(3))	(f) Direct controlling entity
See Additional Data Table					

Part III

Identification of Related Organizations Taxable as a Partnership (Complete if the organization answered "Yes" on Form 990, Part IV, line 34 because it had one or more related organizations treated as a partnership during the tax year.)

(a) Name, address, and EIN of related organization	(b) Primary activity	(c) Legal domicile (state or foreign country)	(d) Direct controlling entity	(e) Predominant income (related, unrelated, excluded from tax under sections 512- 514)	(f) Share of total income	(g) Share of end-of-year assets	(h) Disproportionate allocations?		(i) Code V—UBI amount in box 20 of Schedule K-1 (Form 1065)	(j) General or managing partner?	
							Yes	No		Yes	No
See Additional Data Table											

Part IV

Identification of Related Organizations Taxable as a Corporation or Trust (Complete if the organization answered "Yes" on Form 990, Part IV, line 34 because it had one or more related organizations treated as a corporation or trust during the tax year.)

(a) Name, address, and EIN of related organization	(b) Primary activity	(c) Legal domicile (state or foreign country)	(d) Direct controlling entity	(e) Type of entity (C corp, S corp, or trust)	(f) Share of total income	(g) Share of end-of-year assets	(h) Percentage ownership

Part V

Transactions With Related Organizations (Complete if the organization answered "Yes" on Form 990, Part IV, line 34, 35, or 36.)

Note. Complete line 1 if any entity is listed in Parts II, III or IV

1 During the tax year, did the organization engage in any of the following transactions with one or more related organizations listed in Parts II-IV?

a Receipt of (i) interest (ii) annuities (iii) royalties (iv) rent from a controlled entity

b Gift, grant, or capital contribution to other organization(s)

c Gift, grant, or capital contribution from other organization(s)

d Loans or loan guarantees to or for other organization(s)

e Loans or loan guarantees by other organization(s)

f Sale of assets to other organization(s)

g Purchase of assets from other organization(s)

h Exchange of assets

i Lease of facilities, equipment, or other assets to other organization(s)

j Lease of facilities, equipment, or other assets from other organization(s)

k Performance of services or membership or fundraising solicitations for other organization(s)

l Performance of services or membership or fundraising solicitations by other organization(s)

m Sharing of facilities, equipment, mailing lists, or other assets

n Sharing of paid employees

o Reimbursement paid to other organization for expenses

p Reimbursement paid by other organization for expenses

q Other transfer of cash or property to other organization(s)

r Other transfer of cash or property from other organization(s)

Yes

No

1a

No

1b

No

1c

Yes

1d

No

1e

No

1f

No

1g

No

1h

No

1i

No

1j

No

1k

Yes

1l

No

1m

No

1n

No

1o

No

1p

No

1q

No

1r

No

2 If the answer to any of the above is "Yes," see the instructions for information on who must complete this line, including covered relationships and transaction thresholds

(a) Name of other organization	(b) Transaction type(a-r)	(c) Amount involved
(1) See Additional Data Table		
(2)		
(3)		
(4)		
(5)		
(6)		

Schedule R (Form 990) 2009

Provide the following information for each entity taxed as a partnership through which the organization conducted more than five percent of its activities (measured by total assets or gross revenue) that was not a related organization. See instructions regarding exclusion for certain investment partnerships.

[illegible]

Software ID: 09000047

Software Version: 2009v1.7

EIN: 94-2952466

Name: RESOURCES FOR COMMUNITY DEVELOPMENT

Form 990, Schedule R, Part II - Identification of Related Tax-Exempt Organizations

(a) Name, address, and EIN of related organization	(b) Primary Activity	(c) Legal Domicile (State or Foreign Country)	(d) Exempt Code section	(e) Public charity status (if 501(c)(3))	(f) Direct Controlling Entity
VERNON STREET HOUSING INC 2220 OXFORD STREET BERKELEY, CA94704 94-3192548	LOW INCOME HOUSING	CA	501(c)(3)	7	N/A
U A HOUSING INC 2220 OXFORD STREET BERKELEY, CA94704 94-2574176	LOW INCOME HOUSING	CA	501(c)(3)	7	N/A
ROSEVINE INC 2220 OXFORD STREET BERKELEY, CA94704 68-0398093	LOW INCOME HOUSING	CA	501(c)(3)	7	N/A
JUBILEE SENIOR HOMES INC 2220 OXFORD STREET BERKELEY, CA94704 11-3666500	LOW INCOME HOUSING	CA	501(c)(3)	7	N/A
HARRISON HOTEL INC 2220 OXFORD STREET BERKELEY, CA94704 94-3199191	LOW INCOME HOUSING	CA	501(c)(3)	7	N/A
EASTMONT COURT 2220 OXFORD STREET BERKELEY, CA94704 80-0030637	LOW INCOME HOUSING	CA	501(c)(3)	7	N/A
DWIGHT WAY HOUSING INC 2220 OXFORD STREET BERKELEY, CA94704 94-3266037	LOW INCOME HOUSING	CA	501(c)(3)	7	N/A
DRACHMA INC 2220 OXFORD STREET BERKELEY, CA94704 02-0638493	LOW INCOME HOUSING	CA	501(c)(3)	7	N/A
BONIFACIO PLACE INC 2220 OXFORD STREET BERKELEY, CA94704 94-3332432	LOW INCOME HOUSING	CA	501(c)(3)	7	N/A
BAY BRIDGE CORPORATION 2220 OXFORD STREET BERKELEY, CA94704 94-3236429	LOW INCOME HOUSING	CA	501(c)(3)	7	N/A
ASPEN DRIVE HOUSING INC 2220 OXFORD STREET BERKELEY, CA94704 94-3247491	LOW INCOME HOUSING	CA	501(c)(3)	7	N/A
112 ALVES LANE INC 2220 OXFORD STREET BERKELEY, CA94704 68-0341940	LOW INCOME HOUSING	CA	501(c)(3)	7	N/A
ALVAREZ COURT INC 2220 OXFORD STREET BERKELEY, CA94704 94-3363372	LOW INCOME HOUSING	CA	501(c)(3)	7	N/A
ALL HOUSING INC 2220 OXFORD STREET BERKELEY, CA94704 94-2905995	LOW INCOME HOUSING	CA	501(c)(3)	9	N/A
3250 SACRAMENTO HOUSING INC 2220 OXFORD STREET BERKELEY, CA94704 94-3266005	LOW INCOME HOUSING	CA	501(c)(3)	7	N/A

Form 990, Schedule R, Part III - Identification of Related Organizations Taxable as a Partnership

(a) Name, address, and EIN of related organization	(b) Primary activity	(c) Legal Domicile (State or Foreign Country)	(d) Direct Controlling Entity	(e) Predominant income(related, unrelated, excluded from tax under sections 512-514)	(f) Share of total income (\$)	(g) Share of end-of-year assets (\$)	(h) Dispropportionate allocations?		(i) Code V-UBI amount on Box 20 of K-1 (\$)	(j) General or Managing Partner?	
							Yes	No		Yes	No
UA PARTNERSHIP 2220 OXFORD STREET BERKELEY, CA94704 94-2796738	LOW INC HSG	CA	N/A					No			No
SHINSEI GARDENS APARTMENTS LP 2220 OXFORD STREET BERKELEY, CA94704 26-1720210	LOW INC HSG	CA	N/A					No			No
LOS MEDANOS VILLAGE LP 2220 OXFORD STREET BERKELEY, CA94704 26-3061474	LOW INC HSG	CA	N/A					No			No
HARRISON HOTEL ASSOCIATES LP 2220 OXFORD STREET BERKELEY, CA94704 94-3192487	LOW INC HSG	CA	N/A					No			No
ARBORS PRESERVATION LP 2220 OXFORD STREET BERKELEY, CA94704 14-1949011	LOW INC HSG	CA	N/A					No			No
112 ALVES LANE PARTNERS 2220 OXFORD STREET BERKELEY, CA94704 94-3188939	LOW INC HSG	CA	N/A					No			No
OHLONE GARDENS LP 2220 OXFORD STREET BERKELEY, CA94704 26-4782465	LOW INC HSG	CA	N/A					No			No
FOX COURTS LP 2220 OXFORD STREET BERKELEY, CA94704 36-4608204	LOW INC HSG	CA	N/A		533,205	4,982,804		No		Yes	
VILLA VASCONCELLOS LP 2220 OXFORD STREET BERKELEY, CA94704 68-0619589	LOW INC HSG	CA	N/A		54,507	1,165,156		No		Yes	
THE BREAKERS AT BAYPORT 2220 OXFORD STREET BERKELEY, CA94704 34-1984284	LOW INC HSG	CA	N/A		43,732	695,960		No		Yes	
STANLEY AVE AFFORDABLE HOUSING LP 2220 OXFORD STREET BERKELEY, CA94704 94-3394154	LOW INC HSG	CA	N/A		13,912	410,185		No		Yes	
SEMINARY HAVENSCOURT LP 2220 OXFORD STREET BERKELEY, CA94704 94-3344121	LOW INC HSG	CA	N/A		-148	343,719		No		Yes	
PINECREST AFFORDABLE HOUSING LP 2220 OXFORD STREET BERKELEY, CA94704 94-3372487	LOW INC HSG	CA	N/A		4,990	7,086	Yes			Yes	
OXFORD PLAZA LP 2220 OXFORD STREET BERKELEY, CA94704 65-1234974	LOW INC HSG	CA	N/A		2,521,708	4,802,522		No		Yes	
NORTHGATE GRAND VIEW LP 2220 OXFORD STREET BERKELEY, CA94704 54-2063521	LOW INC HSG	CA	N/A		20,814	673,494		No		Yes	
LAUREL GARDEN PARTNERS 2220 OXFORD STREET BERKELEY, CA94704 03-0430400	LOW INC HSG	CA	N/A		22,487	505,514		No		Yes	
LAKESIDE APARTMENTS LP 2220 OXFORD STREET BERKELEY, CA94704 65-1203252	LOW INC HSG	CA	N/A		34,947	947,688		No		Yes	
HOUSING ALLIANCE LP 2220 OXFORD STREET BERKELEY, CA94704 37-1475625	LOW INC HSG	CA	N/A		16,380	52,386		No		Yes	
EAST 11TH LP 2220 OXFORD STREET BERKELEY, CA94704 26-2768382	LOW INC HSG	CA	N/A		19,040	3,374,999		No		Yes	
DRACHMA HOUSING LP 2220 OXFORD STREET BERKELEY, CA94704 52-2354939	LOW INC HSG	CA	N/A		-112	16,869		No		Yes	
CAMARA HOUSING ASSOCIATES LP 2220 OXFORD STREET BERKELEY, CA94704 94-3367767	LOW INC HSG	CA	N/A		-26	-213,895	Yes			Yes	
BELLA MONTE APARTMENTS LP 2220 OXFORD STREET BERKELEY, CA94704 06-1704423	LOW INC HSG	CA	N/A		32,954	684,524		No		Yes	
ALBANY CREEKSIDE APTS LP 2220 OXFORD STREET BERKELEY, CA94704 94-3305319	LOW INC HSG	CA	N/A		15,989	164,967		No		Yes	
ADELINE ST APARTMENTS LP 2220 OXFORD STREET BERKELEY, CA94704 94-3364098	LOW INC HSG	CA	N/A		9,757	28,534		No		Yes	

Form 990, Schedule R, Part V - Transactions With Related Organizations

(a) Name of other organization		(b) Transaction type(a-r)	(c) Amount Involved (\$)
(1)	SHINSEI GARDENS APARTMENTS LP	k	236,190
(2)	LOS MEDANOS VILLAGE LP	k	94,867
(3)	ARBORS PRESERVATION LP	k	212,295
(4)	FOX COURTS LP	k	190,716
(5)	VILLA VASCONCELLOS LP	k	56,555
(6)	THE BREAKERS AT BAYPORT	k	81,055
(7)	OXFORD PLAZA LP	k	143,426
(8)	EAST 11TH LP	k	105,136
(9)	112 ALVES LANE INC	c	218,338

NOTE 3

Part II, Line 42/Part IV, Line 57a
Depreciation Amortization

**Depreciation Detail - Ashby
Acquired 11/6/89**

		<u>LAND</u>	<u>BUILDING</u>
<u>LAND & BUILDING</u>			
Option	6,000		
Escrow	194,794		
	<u>200,794</u>		200,794
x 25% -> Land		50,198	<u>(50,198)</u>
			150,596
Landscaping		<u>500</u>	
Total Land		50,698	
Rehab			<u>11,770</u>
Total Building			162,366
Depreciation			
40 yr SL 1/12			
162,366 / 40 = 4,059 15/yr / 12 = 338 26/mo			

DATE			DEPRECIATION		
12/31/89	338 26 x 2 mo =	676 52			(676 52)
3/31/90	338 26 x 3 mo =	1,014 78			(1,691 30)
6/30/90	338 26 x 3 mo =	1,014 78			(2,706 08)
9/30/90	338 26 x 3 mo =	1,014 78			(3,720 86)
3/31/91	338 26 x 6 mo =	2,029 56			(5,750 42)
6/30/91	338 26 x 3 mo =	1,014 78			(6,765 20)
6/30/92	338 26 x 12 mo =	4,059 12			(10,824 32)
6/30/93	338 26 x 12 mo =	4,059 12			(14,883 44)
6/30/94	338 26 x 12 mo =	4,059 12			(18,942 56)
6/30/95	338 26 x 12 mo =	4,059 12			(23,001 68)
6/30/96	338 26 x 12 mo =	4,059 12			(27,060 80)
6/30/97	338 26 x 12 mo =	4,059 12			(31,119 92)
6/30/98	338 26 x 12 mo =	4,059 12			(35,179 04)
6/30/99	338 26 x 12 mo =	4,059 12			(39,238 16)
6/30/00	338 26 x 12 mo =	4,059 12			(43,297 28)
6/30/01	338 26 x 12 mo =	4,059 12			(47,356 40)
6/30/02	338 26 x 12 mo =	4,059 12			(51,415 52)
6/30/03	338 26 x 12 mo =	4,059 12			(55,474 64)
6/30/04	338 26 x 12 mo =	4,059 12			(59,533 76)
6/30/05	338 26 x 12 mo =	4,059 12			(63,592 88)
6/30/06	338 26 x 12 mo =	4,059 12			(67,652 00)
6/30/07	338 26 x 12 mo =	4,059 12			(71,711 12)
6/30/08	338 26 x 12 mo =	4,059 12			(75,770 24)
6/30/09	338 26 x 12 mo =	4,059 12			(79,829 36)
6/30/10	338 26 x 12 mo =	4,059 12			(83,888 48)

NOTE 3
Part II, Line 42/Part IV, Line 57a
Depreciation Amortization

BELAIR **ACQUIRED 5/20/94** **CONSTR COMPLETED 8/1/95**
DEPRECIATION & AMORTIZATION SCHEDULE
As of 6/30/10

<u>Date</u> <u>Acquired</u>	<u>Item</u>	<u>Basis</u>	<u>Method</u>	<u>Total</u> <u>Acc Depr</u> <u>at 6/30/09</u>	<u>Annual</u> <u>Depr Exp</u> <u>FY10</u>	<u>Total</u> <u>Acc Depr</u> <u>at 6/30/10</u>	<u>Prior Year</u> <u>Total</u> <u>Acc Depr</u> <u>at 6/30/09</u>	
<u>BUILDING</u>								
08/01/95	SUBTOTAL	767,664 53	SL-40Y	267,083 22	19,191 61	286,274 83	ok	267,083 22
Total Building Basis per G/L								
		<u>767,664 53</u>		<u>267,083 22</u>	<u>19,191 61</u>	<u>286,274 83</u>	ok	<u>267,083 22</u>
<u>BUILDING IMPROVEMENTS</u>								
08/01/95	SUBTOTAL	1,142,400 15	SL-40Y	397,460 06	28,560 00	426,020 06	ok	397,460 06
10/25/95	JSW Architects 7-8/95	287 36	SL-40Y	97 87	7 18	105 05	ok	97 87
12/31/95	NW Title 10/95	53 00	SL-40Y	18 07	1 33	19 40	ok	18 07
12/31/95	Adj Angotti Retainage	(600 00)	SL-40Y	(204 38)	(15 00)	(219 38)	ok	(204 38)
12/31/95	JSW Settlement	1,000 00	SL-40Y	340 63	25 00	365 63	ok	340 63
01/31/98	Sewer/Concrete	10,631 00	SL-40Y	3,023 21	265 78	3,288 99	ok	3,023 21
05/31/98	Roof	4,700 00	SL-40Y	1,307 19	117 50	1,424 69	ok	1,307 19
06/30/98	Roof	10,300 00	SL-40Y	2,864 69	257 50	3,122 19	ok	2,864 69
04/22/02	Security Gate	6,978 54	SL-40Y	1,243 04	174 46	1,417 50	ok	1,243 04
10/31/03	Barrett Plumbing	15,000 00	SL-40Y	2,109 38	375 00	2,484 38	ok	2,109 38
11/30/05	Roofing Work & Inst	17,765 00	SL-40Y	1,609 97	444 13	2,054 10	ok	1,609 97
01/31/08	Replace Floor Joist & Floor	5,960 00	SL-40Y	204 88	149 00	353 88	ok	204 88
Total Build Improvement Basis per G/L								
		<u>1,214,475 05</u>		<u>410,074 61</u>	<u>30,361 88</u>	<u>440,436 49</u>	ok	<u>410,074 61</u>
<u>ON-SITE IMPROVEMENTS</u>								
08/15/06	Concrete Walkway	3,500 00	SL-12Y	838 55	291 67	1,130 22	ok	838 55
Total On-Site Improvements								
		<u>3,500 00</u>		<u>838 55</u>	<u>291 67</u>	<u>1,130 22</u>	ok	<u>838 55</u>
<u>PERSONAL PROPERTY</u>								
08/01/95	SUBTOTAL	21,205 50	SL-7Y	21,205 50		21,205 50	ok	21,205 50
12/13/95	Maple Tree - Food Lockers	1,500 00	SL-7Y	1,500 00		1,500 00	ok	1,500 00
04/17/96	Discount Depot- Furniture	541 25	SL-7Y	541 25		541 25	ok	541 25
04/24/96	Maple Tree - Food Lockers	1,000 00	SL-7Y	1,000 00		1,000 00	ok	1,000 00
04/24/96	K Emanuel - Furniture	398 57	SL-7Y	398 57		398 57	ok	398 57
02/29/00	Computer	997 17	SL-7Y	997 17		997 17	ok	997 17
02/29/00	Computer	870 81	SL-7Y	870 81		870 81	ok	870 81
05/31/00	Boiler	5,875 00	SL-7Y	5,875 00		5,875 00	ok	5,875 00
02/27/01	Refridg 2/01	463 32	SL-7Y	463 32	0 00	463 32	ok	463 32
03/23/01	Refridg 3/01	488 32	SL-7Y	488 32	0 00	488 32	ok	488 32
06/25/01	Refridg 6/01	1,501 16	SL-7Y	1,501 16	0 00	1,501 16	ok	1,501 16
07/18/02	Appliances	1,376 94	SL-7Y	1,352 37	24 57	1,376 94	ok	1,352 37
08/28/02	Appliances	1,208 07	SL-7Y	1,186 49	21 58	1,208 07	ok	1,186 49
09/20/02	Carpet	3,159 75	SL-7Y	3,103 31	56 44	3,159 75	ok	3,103 31
11/01/02	Carpet	1,812 37	SL-7Y	1,715 28	97 09	1,812 37	ok	1,715 28
12/18/02	Carpet	1,956 41	SL-7Y	1,851 61	104 80	1,956 41	ok	1,851 61
11/26/03	Carpet	1,711 30	SL-7Y	1,375 15	244 47	1,619 62	ok	1,375 15
04/06/04	Carpet	3,188 54	SL-7Y	2,334 48	455 51	2,789 99	ok	2,334 48
04/06/04	Appliances	1,678 96	SL-7Y	1,229 23	239 85	1,469 08	ok	1,229 23
06/30/04	Appliances	1,992 06	SL-7Y	1,458 47	284 58	1,743 05	ok	1,458 47
02/05/05	Appliances	1,516 92	SL-7Y	948 06	216 70	1,164 76	ok	948 06
03/01/05	Circuit Breaker	1,725 00	SL-7Y	1,078 13	246 43	1,324 56	ok	1,078 13
12/31/06	Wall Furnace	1,575 00	SL-7Y	590 63	225 00	815 63	ok	590 63
03/01/09	Four Gas Wall Furnaces	4,800 00	SL-7Y	257 14	257 14	514 28	ok	257 14
Total Personal Property per G/L								
		<u>62,542 42</u>		<u>53,321 45</u>	<u>2,474 16</u>	<u>55,795 61</u>	ok	<u>53,321 45</u>
TOTAL DEPRECIATION								
		<u>2,048,182 00</u>		<u>731,317 83</u>	<u>52,319 32</u>	<u>783,637 15</u>	ok	<u>731,317 83</u>
<u>AMORTIZATION</u>								
<u>PERMANENT LOAN FEES</u>								
10/31/95	NW Title-CCRC Legal	6,484 25	SL-30Y	2,944 91	216 14	3,161 05	ok	2,944 91
10/31/95	NW Title-CCRC Escrow Fees	11,590 40	SL-30Y	5,263 99	386 35	5,650 34	ok	5,263 99
12/31/95	Goldfarb 10/95	636 00	SL-30Y	288 85	21 20	310 05	ok	288 85
05/27/10	AHP Title		SL-30Y				ok	
Total Permanent Loan Fees per G/L								
		<u>20,662 05</u>		<u>8,497 75</u>	<u>623 69</u>	<u>9,121 44</u>	ok	<u>8,497 75</u>
LAND DO NOT DEPRECIATE!								
		241,379 27						

Total	
35 units	100%
21,206	-
1,500	
541	
1,000	
399	
997	
871	
5,875	
463	
488	
1,501	
1,377	
1,208	
1,679	
1,992	
1,517	
1,725	
1,575	
4,800	
50,714 00	

NOTE 3

Part II, Line 42/Part IV, Line 57a
Depreciation Amortization

**CONCORD
DEPRECIATION & AMORTIZATION SCHEDULE
As of 6/30/10**

ACQUIRED 6/15/95

CONSTR COMPLETED 4/1/98

<u>Date</u> <u>Acquired</u>	<u>Item</u>	<u>Basis</u>	<u>Method</u>	<u>Total</u> <u>Acc Depr</u> <u>6/30/09</u>	<u>Annual</u> <u>Depr Exp</u> <u>FY10</u>	<u>Total</u> <u>Acc Depr</u> <u>6/30/10</u>		<u>Prior Year</u> <u>Total</u> <u>Acc Depr</u> <u>6/30/09</u>	
<u>BUILDING</u>									
4/1/98	SUBTOTAL	711,489 98	SL-40Y	197,883 18	17,787 25	215,670 43	ok	197,883 18	
4/8/98	Stinehour - Comem Stone	350 00	SL-40Y	97 34	8 75	106 09	ok	97 34	
4/22/98	D&H Construction#13 3/98 partial	20,042 00	SL-40Y	5,574 18	501 05	6,075 23	ok	5,574 18	
4/22/98	D&H Constr #13 3/98 Partial	1,000 00	SL-40Y	278 13	25 00	303 13	ok	278 13	
6/30/98	D & H Const 3/98 vandalism	400 00	SL-40Y	111 25	10 00	121 25	ok	111 25	
6/30/98	Jensen-Van Lienden 2/98	640 00	SL-40Y	178 00	16 00	194 00	ok	178 00	
6/30/98	JSW Architects 1/98	595 10	SL-40Y	165 52	14 88	180 40	ok	165 52	
6/30/98	JSW Architects 2/98	579 29	SL-40Y	161 11	14 48	175 59	ok	161 11	
6/30/98	Retainage Payable D&H #12	(46,972 00)	SL-40Y	(13,064 09)	(1,174 30)	(14,238 39)	ok	(13,064 09)	
6/30/98	JSW Architects 3/98	199 55	SL-40Y	55 50	4 99	60 49	ok	55 50	
Total Building Basis per G/L								191,440 12	
<u>PERSONAL PROPERTY</u>									
4/1/98	SUBTOTAL	7,603 06	SL-7Y	7,603 06	0 00	7,603 06	ok	7,603 06	
3/6/05	Replaced Vinyl	3,720 00	SL-7Y	2,125 72	531 43	2,657 15	ok	2,125 72	
3/6/05	Atlas Heating & Air Cond	9,526 00	SL-7Y	5,953 76	1,360 86	7,314 62	ok	5,953 76	
Total Personal Property per G/L								15,682 54	
TOTAL DEPRECIATION				207,122 66	19,100 39	226,223 05	ok	207,122 66	
LAND				246,729 22	DO NOT DEPRECIATE!				

RESOURCES FOR COMMUNITY DEVELOPMENT

FURNITURE, FIXTURES & EQUIPMENT

Date Acquired	User	Item	Basis	Method	Perf/Year	Perf/Qtr	Ending Date	Disposition Date	Jun-08	Jun-09	Jun-10	Jun-11	Jun-12	Jun-13	Jun-14	Jun-15	Total	Gain/Loss
10/28/98		Lucent-Phone System	8 196 48	SL-5Y	1 639 30	409 83	10/28/03		x	x	x						8 196 48	-
06/30/99	23-Donated/24-e	Computers #23 & 24	2 548 54	SL-5Y	509 71	127 43	06/29/04		x	x	x						2 548 54	-
04/26/00		Laser Printer 2	745 10	SL-5Y	149 02	37 26	04/26/05		x	x	x						745 10	-
04/26/00		Winter Link Install #25-27	1 013 59	SL-5Y	202 72	50 68	04/26/05		x	x	x						1 013 59	-
04/26/00	25-Conf/26-Chn-	Computers #25-27	4 181 09	SL-5Y	836 22	209 06	04/26/05		x	x	x						4 181 09	-
05/24/00	28-Libby/29-Qua	Computers #28-29	2 960 59	SL-5Y	592 12	148 03	05/24/05		x	x	x						2 960 59	-
05/24/00		Winter Link Install Pntr	684 98	SL-5Y	137 00	34 25	05/24/05		x	x	x						684 98	-
05/24/00		Laser Printer 2	300 18	SL-5Y	60 04	15 01	05/24/05		x	x	x						300 18	-
06/07/00		Winter Link Install #28-29	275 00	SL-5Y	55 00	13 75	06/07/05		x	x	x						275 00	-
08/10/00		Upgrade Voice Mail	7 522 45	SL-5Y	1 504 49	376 12	08/10/05		x	x	x						7 522 45	-
09/05/00		Davis & Henley Network Solutn	848 07	SL-5Y	169 61	42 40	09/05/05		x	x	x						848 07	-
09/06/00		Winter Link	672 64	SL-5Y	134 53	33 63	09/06/05		x	x	x						672 64	-
09/30/00		Kantor's Office Furniture	1 714 03	SL-5Y	342 81	85 70	09/30/05		x	x	x						1 714 03	-
09/30/00	30-Bran/31-Inter	Gateway-Computer #30-31 & 35	4 018 71	SL-5Y	803 74	200 94	09/30/05		x	x	x						4 018 71	-
10/18/00	Lisa	Gateway-Computer #32	1 317 92	SL-5Y	263 58	65 90	10/18/05		x	x	x						1 317 92	-
01/12/01		Winter Link-Upgrade Server/DSL	5 397 50	SL-5Y	1 079 50	269 88	01/12/06		x	x	x						5 397 50	-
01/16/01	Shauna	Gateway-Computer #33	1 305 30	SL-5Y	261 06	65 27	01/16/06		x	x	x						1 305 30	-
03/01/01	Extra	Winter Link-Upgrade Server #34/DS	11 550 64	SL-5Y	2 310 13	577 53	03/01/06		x	x	x						11 550 64	-
06/06/01		Gateway - Upgrade	1 044 37	SL-5Y	208 87	52 22	06/06/06		x	x	x						1 044 37	-
06/06/01		Vintage Business Solutions	3 250 00	SL-5Y	650 00	162 50	06/06/06		x	x	x						3 250 00	-
07/24/01		Alcatraz Shade Shop	1 098 84	SL-5Y	219 77	54 94	07/24/06		x	x	x						1 098 84	-
10/14/01		Printer	1 233 29	SL-5Y	246 66	61 67	10/14/06		x	x	x						1 233 29	-
11/06/01		Winterlink - set up Computers	750 00	SL-5Y	150 00	37 50	11/06/06		x	x	x						750 00	-
11/12/01	Acctg	Computers #36-39	6 553 44	SL-5Y	1 310 69	327 67	11/12/06		x	x	x						6 553 44	-
04/23/02		Vintage Business Solutions	312 40	SL-5Y	62 48	15 62	04/23/07		x	x	x						312 40	-
05/08/02		Vintage Business Solutions	4 740 04	SL-5Y	948 01	237 00	05/08/07		x	x	x						4 740 04	-
05/20/02		Winterlink	265 00	SL-5Y	53 00	13 25	05/20/07		x	x	x						265 00	-
05/31/02		Vintage Business Solutions	2 095 00	SL-5Y	419 00	104 75	05/31/07		x	x	x						2 095 00	-
05/31/02		Winterlink	515 00	SL-5Y	103 00	25 75	05/31/07		x	x	x						515 00	-
06/11/02		Vintage Business Solutions	720 00	SL-5Y	144 00	36 00	06/11/07		x	x	x						720 00	-
06/25/02		Vintage Business Solutions	3 657 75	SL-5Y	731 55	182 89	06/25/07		x	x	x						3 657 75	-
06/30/02		Vintage Business Solutions	2 010 25	SL-5Y	402 05	100 51	06/30/07		x	x	x						2 010 25	-
06/30/02	Nicole/Judy/Jam	Dell Computers #40-42	4 842 01	SL-5Y	968 40	242 10	06/30/07		x	x	x						4 842 01	-
11/30/02		Vintage Business Solutions	6 450 50	SL-5Y	1 290 10	322 53	11/30/07	645 04	x	x	x						6 450 50	-
05/31/03		Office Furniture	7 692 81	SL-5Y	1 538 56	384 64	05/31/08	769 29	x	x	x						7 692 81	-
04/22/03	Natalie/Carolyn	B Inwin - Computer #45-46	1 300 00	SL-5Y	260 00	65 00	04/22/08	130 00	x	x	x						1 300 00	-
04/30/03	Peter	Computer #47	1 066 52	SL-5Y	213 30	53 33	04/30/08	106 66	x	x	x						1 066 52	-
06/30/03		Vintage - ACCPAC Upgrade	3 998 52	SL-5Y	799 70	199 93	06/30/08	399 86	x	x	x						3 998 52	-
06/30/03		Credit Card Kantors Conf Table	1 162 50	SL-5Y	232 50	58 13	06/30/08	116 24	x	x	x						1 162 50	-
06/30/03		Credit card Norton Anti Virus	961 64	SL-5Y	192 33	48 08	06/30/08	96 16	x	x	x						961 64	-
11/05/03		Server RAM/Pntr	2 229 24	SL-5Y	445 85	111 46	11/05/08	445 85	222 92	x							2 229 24	-
07/31/04		Dell-New Server	8 471 56	SL-5Y	1 694 31	423 58	08/01/09	1 694 31	1 694 31	847 17	x						8 471 56	-
11/04/04		Server Projct	6 460 00	SL-5Y	1 292 00	323 00	11/05/09	1 292 00	1 292 00	646 00	x						6 460 00	-
09/04/04		Headsets	1 750 72	SL-5Y	350 14	87 54	09/05/09	350 14	350 14	175 09	x						1 750 72	-
02/16/05		Dell-harddrive for Manny & Kelly	2 160 59	SL-5Y	432 12	108 03	02/17/10	432 12	432 12	216 05	x						2 160 59	-
01/25/07	Carey Dan Adar	Dell-computers	1 545 04	SL-5Y	309 01	77 25	01/26/12	309 01	309 01	309 01	309 00		154 50				1 545 04	-
01/12/07	Lihbin/Shaua	Dell-computers	1 697 29	SL-5Y	339 46	84 87	01/13/12	339 46	339 46	339 46	339 45		169 73				1 697 29	-
04/23/07		Dell-computers	4 511 10	SL-5Y	902 22	225 56	04/23/12	902 22	902 22	902 22	902 22		451 11				4 511 10	-
08/30/07	Development	Donation software	3 415 84	SL-5Y	683 17	170 79	08/30/12	341 59	683 17	683 17	683 16		341 58				3 415 84	-
08/30/07	Dev Services A	Dell laptops	2 280 70	SL-5Y	456 14	114 04	08/30/12	228 07	456 14	456 14	456 14		228 07				2 280 70	-
12/25/08		Server	3 010 09	SL-5Y	602 02	150 51	12/26/13	-	301 01	602 02	602 02		602 02		301 00		3 010 09	-
08/20/09		Back up tape installation	2 304 75	SL-5Y	460 95	115 24	08/21/14	-	-	230 48	460 95		460 95		460 95	230 48	2 304 75	-
06/30/10		50 % Cabling	3 820 00	SL-5Y	764 00	191 00	07/01/15	-	-	382 00	764 00		764 00		764 00	382 00	3 820 00	-
			-		-	-		-	-	-	-		-		-	-	-	-
			154 629 61		30 925 94	7 731 55		8 598 02	6 982 50	5 788 80	4 516 94	3 741 62	2 396 62	1 525 95	612 48	154 629 61	154 629 61	-
		Cumulative						129 064 71	136 047 21	141 836 01	146 352 95	150 094 57	152 491 19	154 017 14	154 629 61			-

LEASEHOLD IMPROVEMENTS

06/27/01	2131 University	Straus Carpet	2 283 39	SL-5Y	456 68	114 17	06/27/06	02/28/03									-	(2 283 39)
02/28/03	2730 Telegraph	Van Meter Architects	23 668 00	SL-4Y	5 917 00	1 479 25	02/28/08										23 668 00	-
02/28/03	2730 Telegraph	JH Fitzmaurice - Construction	25 000 00	SL-4Y	6 250 00	1 562 50	02/28/08										25 000 00	-
02/28/03	2131 University	Straus Carpet	(2 283 39)															2 283 39

TOTAL LEASEHOLD IMPROVEMENTS

48 668 00 - 48 668 00 -

CUMULATIVE AMORTIZATION

48 668 00

NOTES

In the past we used the Mid-Month Convention
Starting in FY94 we use the Mid-Quarter Convention
Starting in FY01 we used Half Year Convention

NOTE 3
Part II, Line 42/Part IV, Line 57a
Depreciation Amortization

1133 HEARST ST, BERKELEY **ACQUIRED 11/1/94** **CONSTR COMPLETED 9/95**
DEPRECIATION & AMORTIZATION SCHEDULE
6/30/10

<u>Date</u> <u>Acquired</u>	<u>Item</u>	<u>Basis</u>	<u>Method</u>	<u>Total</u> <u>Acc Depr</u> <u>6/30/09</u>	<u>Annual</u> <u>Depr Exp</u> <u>FY10</u>	<u>Total</u> <u>Acc Depr</u> <u>6/30/10</u>	<u>Prior Year</u> <u>Total</u> <u>Acc Depr</u> <u>6/30/10</u>
<u>BUILDING</u>							
11/01/94	Purchase	992,453 59	SL-40Y	363,899 71	24,811 34	388,711 05	363,899 71
Total Building Basis per G/L							
		<u>992,453 59</u>		<u>363,899 71</u>	<u>24,811 34</u>	<u>388,711 05</u>	<u>363,899 71</u>
<u>BUILDING IMPROVEMENTS</u>							
06/30/95	Subtotal	179,389 94	SL-40Y	63,685 24	4,484 75	68,169 99	63,685 24
09/30/95	Subtotal	220,294 98	SL-40Y	76,414 80	5,507 37	81,922 17	76,414 80
10/18/95	JSW Architects 9/95	1,050 16	SL-40Y	357 69	26 25	383 94	357 69
03/31/96	Paint/Repair Windows	1,244 81	SL-40Y	416 23	31 12	447 35	416 23
04/30/96	Fence	7,704 02	SL-40Y	2,527 88	192 60	2,720 48	2,527 88
04/30/96	Windows	2,309 41	SL-40Y	757 79	57 74	815 53	757 79
04/30/96	Floor/Lighting	1,474 73	SL-40Y	483 90	36 87	520 77	483 90
05/31/96	Windows	1,739 05	SL-40Y	570 64	43 48	614 12	570 64
10/30/96	Quality Bay Constr-Seismic	1,392 00	SL-40Y	439 35	34 80	474 15	439 35
11/20/96	Quality Bay Constr-Seismic	6,960 00	SL-40Y	2,196 75	174 00	2,370 75	2,196 75
12/04/96	Quality Bay Constr-Seismic	5,568 00	SL-40Y	1,757 40	139 20	1,896 60	1,757 40
11/30/98	Alton-Floor/Tiles	1,300 00	SL-40Y	345 31	32 50	377 81	345 31
06/30/02	Upgrade Lighting/Mailboxes	16,417 81	SL-40Y	3,078 54	410 45	3,488 99	3,078 54
Total Build Improvement Basis per G/L							
		<u>446,844 91</u>		<u>153,031 52</u>	<u>11,171 13</u>	<u>164,202 65</u>	<u>153,031 52</u>
<u>ON-SITE IMPROVEMENTS</u>							
06/30/02	Tree Work/Sewer	8,300 00	SL-40Y	1,556 25	207 50	1,763 75	1,556 25
11/30/06	Paving of Driveway	17,000 00	SL-40Y	1,115 63	425 00	1,540 63	1,115 63
05/20/09	Storage Shed	3,259 00	SL-12Y	33 95	271 58	305 53	33 95
Total On-Site Improvements							
		<u>28,559 00</u>		<u>2,705 83</u>	<u>904 08</u>	<u>3,609 91</u>	<u>2,705 83</u>
<u>PERSONAL PROPERTY</u>							
11/01/94	Per Prop Tax Bill	6,400 00	SL-7Y	6,400 00	0 00	6,400 00	6,400 00
07/01/95	Alton - Fridge	935 65	SL-7Y	935 65	0 00	935 65	935 65
09/30/95	Alton - Smoke Detectors	1,808 02	SL-7Y	1,808 02	0 00	1,808 02	1,808 02
06/30/02	Gas heater replacement	2,040 00	SL-7Y	2,040 00	0 00	2,040 00	2,040 00
08/31/02	Floor heater major repair	6,332 50	SL-7Y	6,219 43	113 07	6,332 50	6,219 43
12/31/03	Furnace	2,549 00	SL-7Y	2,048 29	364 14	2,412 43	2,048 29
02/28/09	Furnace	3,225 00	SL-7Y	172 77	460 71	633 48	172 77
06/30/09	Water Heaters-Units 33,37,38)	4,972 45	SL-7Y	88 79	710 35	799 14	88 79
12/31/09	Water Heaters	4,905 75	SL-7Y	0 00	438 01	438 01	0 00
Total Personal Property per G/L							
		<u>33,168 37</u>		<u>19,712 95</u>	<u>2,086 28</u>	<u>21,799 23</u>	<u>19,712 95</u>
TOTAL DEPRECIATION							
		<u>1,501,025 87</u>		<u>539,350 01</u>	<u>38,972 83</u>	<u>578,322 84</u>	<u>539,350 01</u>
<u>AMORTIZATION</u>							
<u>PERMANENT LOAN FEES</u>							
Loan closed 10/31/95							
10/31/95	Subtotal Loan Fees - SAMCO	24,769 22	SL-30Y	11,249 35	825 64	12,074 99	11,249 35
Total Permanent Loan Fees per G/L							
		<u>24,769 22</u>		<u>11,249 35</u>	<u>825 64</u>	<u>12,074 99</u>	<u>11,249 35</u>
TOTAL AMORTIZATION							
		<u>24,769 22</u>		<u>11,249 35</u>	<u>825 64</u>	<u>12,074 99</u>	<u>11,249 35</u>
LAND DO NOT DEPRECIATE'							
		332,951 20					

		Units
Total	57-2086-17-1	
32	-	
100%	100%	
6,400	6,400	6,400 00
-	-	935 65
2,744	2,744	1,808 02
-	-	2,040 00
8,373	8,373	6,219 43
2,548	2,548	2,048 29
3,225	3,225	172 77
4,972	4,972	88 79
4,906	4,906	0 00
<u>33,168</u>	<u>33,168</u>	<u>19,712 95</u>
0		

NOTE 3
Part II, Line 42/Part IV, Line 57a
Depreciation Amortization

MLK **ACQUIRED: 9/30/91** **CONSTR COMPLETED: 3/92**
DEPRECIATION & AMORTIZATION SCHEDULE
As of 6/30/10

<u>Date</u> <u>Acquired</u>	<u>Item</u>	<u>Basis</u>	<u>Method</u>	<u>Total</u> <u>Acc. Depr</u> <u>6/30/09</u>	<u>Annual</u> <u>Depr Exp</u> <u>FY10</u>	<u>Total</u> <u>Acc. Depr</u> <u>6/30/10</u>		<u>Prior Year</u> <u>Total</u> <u>Acc. Depr</u> <u>at 6/30/09</u>
<u>BUILDING:</u>								
03/31/92	Building	185,722 80	SL-40Y	80,092 98	4,643 07	84,736 05	ok	80,092 98
Total Building Basis per G/L		<u>185,722 80</u>		<u>80,092 98</u>	<u>4,643 07</u>	<u>84,736 05</u>	ok	<u>80,092 98</u>
<u>BUILDING IMPROVEMENTS:</u>								
03/31/92	Subtotal	360,650 29	SL-40Y	155,530 25	9,016 26	164,546 51	ok	155,530 25
05/31/99	Ground Rod	1,087 50	SL-40Y	275 28	27 19	302 47	ok	275 28
10/07/08	Wheelchair ramp repair	1,900 00	SL-15Y	79 17	126 67	205 84	ok	79 17
Total Build Improvement Basis per G/L		<u>363,637 79</u>		<u>155,884 70</u>	<u>9,170 12</u>	<u>165,054 82</u>	ok	<u>155,884 70</u>
<u>PERSONAL PROPERTY:</u>								
03/31/92	Furniture & Appl	11,209 54	SL-7Y	11,209 54	0 00	11,209 54	ok	11,209 54
06/15/92	Refridgerator	1,261 30	SL-7Y	1,261 30	0 00	1,261 30	ok	1,261 30
10/08/92	Furniture II	1,191 26	SL-7Y	1,191 26	0 00	1,191 26	ok	1,191 26
12/05/03	Carpeting	2,083 08	SL-7Y	1,673 90	297 58	1,971 48	ok	1,673 90
01/31/07	Install 15 Smoke Alarms	3,375 00	SL-7Y	1,145 08	482 14	1,627 22	ok	1,145 08
Total Personal Property per G/L		<u>19,120 18</u>		<u>16,481 08</u>	<u>779 72</u>	<u>17,260 80</u>	ok	<u>16,481 08</u>
TOTAL DEPRECIATION		<u>568,480 77</u>		<u>252,458 76</u>	<u>14,592 91</u>	<u>267,051 67</u>	ok	<u>252,458 76</u>
LAND	DO NOT DEPRECIATE!	61,907 60					ok	

NOTE 3

Part II, Line 42/Part I, Line 574
Depreciation and Amortization

**REGENT
DEPRECIATION & AMORTIZATION SCHEDULE
as of 6/30/10**

ACQUIRED: 11/13/96

CONSTR COMPLETED: 9/1/97

<u>Date Acquired</u>	<u>Item</u>	<u>Basis</u>	<u>Method</u>	<u>Total Acc. Depr at 6/30/09</u>	<u>Annual Depr Exp FY10</u>	<u>Total Acc. Depr at 6/30/10</u>	
<u>BUILDING:</u>							
9/30/97	SUBTOTAL	222,307 91	SL-40Y	65,302 99	5,557 70	70,860 69	ok
Total Building Basis per G/L		<u>222,307 91</u>		<u>65,302 99</u>	<u>5,557 70</u>	<u>70,860 69</u>	ok
<u>IMPROVEMENTS</u>							
9/30/97	SUBTOTAL	201,245 52	SL-40Y	58,487 17	5,031 14	63,518 31	ok
10/8/97	Julia Ishimaru- Landscape	443 00	SL-40Y	128 77	11 08	139 85	ok
10/22/97	East Bay Municipal Utility	92 89	SL-40Y	26 99	2 32	29 31	ok
10/22/97	Pacific Gas & Electric	27 17	SL-40Y	7 90	0 68	8 58	ok
11/5/97	Super Glass	275 00	SL-40Y	79 94	6 88	86 82	ok
11/5/97	City of Berkeley-Reco Fee	15 00	SL-40Y	4 38	0 38	4 76	ok
11/5/97	Veteran's Center Reco Insp	45 00	SL-40Y	13 10	1 13	14 23	ok
12/3/97	Boss-Construction	3,450 00	SL-40Y	1,002 66	86 25	1,088 91	ok
12/31/97	City of Berkeley-Reco Fee	15 00	SL-40Y	4 38	0 38	4 76	ok
Total Improvements per G/L		<u>205,608 58</u>		<u>59,755 29</u>	<u>5,140 24</u>	<u>64,895 53</u>	ok
<u>PERSONAL PROPERTY:</u>							
9/30/97	SUBTOTAL	9,911 61	SL-7Y	9,911 61		9,911 61	ok
10/8/97	Vanessa Hawkins-Washer	69 53	SL-7Y	69 53		69 53	ok
10/8/97	Gorman & Son Furniture	948 82	SL-7Y	948 82		948 82	ok
10/22/97	All Aboard - Oakland	189 00	SL-7Y	189 00		189 00	ok
1/14/98	Computer	2,380 40	SL-7Y	2,380 40		2,380 40	ok
1/14/98	Fridge	1,060 52	SL-7Y	1,060 52		1,060 52	ok
Total Personal Property per G/L		<u>14,559 88</u>		<u>14,559 88</u>	<u>0 00</u>	<u>14,559 88</u>	ok
TOTAL DEPRECIATION		<u>442,476 37</u>		<u>139,618 16</u>	<u>10,697 94</u>	<u>150,316 10</u>	ok
LAND		<u>70,950 00</u>		DO NOT DEPRECIATE!			

NOTE 3Part II Line 42/Part IV Line 57a
Depreciation Amortization**RILEY APARTMENTS**
DEPRECIATION & AMORTIZATION SCHEDULE
As of 6/30/10**ACQUIRED 6/6/97****CONSTR COMPLETED 9/98**

<u>Date</u> <u>Acquired</u>	<u>Item</u>	<u>Basis</u>	<u>Method</u>	<u>Total</u> <u>Acc Depr</u> <u>6/30/09</u>	<u>Annual</u> <u>Depr Exp</u> <u>6/30/10</u>	<u>Total</u> <u>Acc Depr</u> <u>6/30/10</u>	<u>Prior Year</u> <u>Total</u> <u>Acc Depr</u> <u>at 6/30/09</u>
<u>BUILDING</u>							
06/06/97	Purchase	1,248,902 74	SL-40Y	378,573 71	31,222 58	409,796 29	378,573 71
Total Building Basis per G/L		<u>1,248,902 74</u>		<u>378,573 71</u>	<u>31,222 58</u>	<u>409,796 29</u>	<u>378,573 71</u>
<u>BUILDING IMPROVEMENTS</u>							
06/30/97	Various Improvements	15,447 04	SL-40Y	4,683 06	386 18	5,069 24	4,683 06
12/31/97	Various Improvements	22,657 03	SL-40Y	6,584 72	566 43	7,151 15	6,584 72
03/31/98	Various Improvements	16,842 51	SL-40Y	4,789 58	421 06	5,210 64	4,789 58
06/30/98	Various Improvements	403,030 74	SL-40Y	112,092 93	10,075 77	122,168 70	112,092 93
09/30/98	Various Improvements	251,164 00	SL-40Y	68,285 21	6,279 10	74,564 31	68,285 21
12/31/98	Various Improvements	31,701 62	SL-40Y	8,420 74	792 54	9,213 28	8,420 74
06/30/99	Eden - Screendoors	1,433 18	SL-40Y	362 78	35 83	398 61	362 78
09/30/99	Dolin Roofing	39,640 00	SL-40Y	9,786 13	991 00	10,777 13	9,786 13
10/31/99	Carpet 10/99	1,980 00	SL-40Y	476 44	49 50	525 94	476 44
10/31/99	Carpet 10/99	1,035 00	SL-40Y	249 07	25 88	274 95	249 07
10/31/99	Bathrooms 10/99	1,580 00	SL-40Y	380 19	39 50	419 69	380 19
11/30/99	Bathrooms 10/99	1,000 00	SL-40Y	240 63	25 00	265 63	240 63
04/30/00	Eden - 10/99	1,233 51	SL-40Y	281 40	30 84	312 24	281 40
08/28/00	Carpet 8/00	1,200 00	SL-40Y	255 00	30 00	285 00	255 00
10/20/00	Carpet 10/00	5,050 00	SL-40Y	1,073 13	126 25	1,199 38	1,073 13
11/14/00	Door 12/00	623 28	SL-40Y	132 44	15 58	148 02	132 44
01/30/01	Carpet 1/01	1,575 00	SL-40Y	334 71	39 38	374 09	334 71
02/08/01	APCO Paving	4,015 00	SL-40Y	853 21	100 38	953 59	853 21
06/30/02	Floor/Linoleum Replacements	5,625 00	SL-40Y	1,132 40	140 63	1,273 03	1,132 40
07/31/02	Floor/Linoleum Replacements	3,167 32	SL-40Y	544 37	79 18	623 55	544 37
09/10/02	Floor/Linoleum Replacements	4,857 63	SL-40Y	834 90	121 44	956 34	834 90
01/30/03	Floor/Linoleum Replacements	1,419 00	SL-40Y	226 17	35 48	261 65	226 17
03/03/03	Floor/Linoleum Replacements	4,637 50	SL-40Y	739 12	115 94	855 06	739 12
09/30/07	Vinyl/Wall Replacement	1,590 00	SL-40Y	74 53	39 75	114 28	74 53
03/31/08	Bath Kitch Renovation #8	2,280 00	SL-40Y	78 38	57 00	135 38	78 38
03/31/08	Bath Kitch Renovation #6	1,680 00	SL-40Y	57 75	42 00	99 75	57 75
08/31/09	Roof replace/dry rot repair	73,132 00	SL-40Y	0 00	1,599 76	1,599 76	0 00
Total Build Improvement Basis per G/L		<u>899,596 36</u>		<u>222,968 99</u>	<u>22,261 40</u>	<u>245,230 39</u>	<u>222,968 99</u>
<u>PERSONAL PROPERTY</u>							
07/31/97	Computer	2,178 22	SL-7Y	2,178 22	0 00	2,178 22	2,178 22
09/30/98	Eden Riley 9/98 Water Heater	4,083 63	SL-7Y	4,083 63	0 00	4,083 63	4,083 63
11/12/98	Whirlpool 4 Fridge/1 Range	1,940 30	SL-7Y	1,940 30	0 00	1,940 30	1,940 30
08/31/99	Computer Stolen	(2,178 22)	SL-7Y	(2,178 22)	0 00	(2,178 22)	(2,178 22)
08/31/99	Computer 8/99	1,356 38	SL-7Y	1,356 38	0 00	1,356 38	1,356 38
08/31/99	Printer 8/99	442 66	SL-7Y	442 66	0 00	442 66	442 66
11/30/99	Air Conditioners 11/99	5,205 74	SL-7Y	5,205 74	0 00	5,205 74	5,205 74
12/31/99	Fridges 12/99-2/00	1,466 89	SL-7Y	1,466 89	0 00	1,466 89	1,466 89
02/29/00	Ins Reimb Computer 2/00	(1,885 49)	SL-7Y	(1,885 49)	0 00	(1,885 49)	(1,885 49)
08/15/00	Fridge 8/00	544 02	SL-7Y	544 02	0 00	544 02	544 02
01/08/01	GE Appliance 1/01	1,963 21	SL-7Y	1,963 21	0 00	1,963 21	1,963 21
05/16/01	Appliances 5/00	537 44	SL-7Y	537 44	0 00	537 44	537 44
06/30/02	Appliances/Air Conditioners	8,334 68	SL-7Y	8,334 68	0 00	8,334 68	8,334 68
09/26/02	Appliances	1,906 89	SL-7Y	1,872 83	34 06	1,906 89	1,872 83
10/17/02	Appliances	3,511 71	SL-7Y	3,323 57	188 14	3,511 71	3,323 57
01/30/03	Appliances	4,968 00	SL-7Y	4,524 41	443 59	4,968 00	4,524 41
08/18/03	Carpet	1,712 76	SL-7Y	1,437 50	244 68	1,682 18	1,437 50
04/04/04	Air Conditioner	2,847 68	SL-7Y	2,084 90	406 81	2,491 71	2,084 90
04/09/04	Carpet	1,677 32	SL-7Y	1,228 05	239 62	1,467 67	1,228 05
08/03/04	Cabinets	2,450 00	SL-7Y	1,706 25	350 00	2,056 25	1,706 25
09/09/04	Carpet/Blinds	1,924 16	SL-7Y	1,340 04	274 88	1,614 92	1,340 04
10/31/05	Replace Bath/Kitch Floor	3,050 00	SL-7Y	1,579 45	435 71	2,015 16	1,579 45
04/30/06	Instl carpet inole	2,737 00	SL-7Y	1,221 88	391 00	1,612 88	1,221 88
01/31/07	New carpets #2 & #3 (New Ar	2,443 00	SL-7Y	828 88	349 00	1,177 88	828 88
02/28/07	Carpet & Pad (Metropolitan)	2,427 15	SL-7Y	823 51	346 74	1,170 25	823 51
03/31/07	Carpet & Pad (Metropolitan)	2,875 45	SL-7Y	975 60	410 78	1,386 38	975 60
06/30/07	Carpet & Pad (Metropolitan)	2,511 40	SL-7Y	762 39	358 77	1,121 16	762 39
10/31/07	GE Heater	1,563 77	SL-7Y	363 02	223 40	586 42	363 02
03/31/08	Vertical Blinds	1,880 00	SL-7Y	369 28	268 57	637 85	369 28
07/31/08	A/C	2,020 20	SL-7Y	252 53	288 60	541 13	252 53
03/31/09	Window Replacement	1,500 00	SL-7Y	80 36	214 29	294 65	80 36
Total Personal Property per G/L		<u>67,995 95</u>		<u>48,763 91</u>	<u>5,468 64</u>	<u>54,232 55</u>	<u>48,763 91</u>
TOTAL DEPRECIATION		<u>2,216,495 05</u>		<u>650,306 61</u>	<u>58,952 62</u>	<u>709,259 23</u>	<u>650,306 61</u>
<u>AMORTIZATION</u>							
<u>PERMANENT LOAN FEES</u>							
01/08/97	California Federal	2,000 00	SL-30Y	808 39	66 67	875 06	808 39
06/06/97	California Federal	22,200 00	SL-30Y	8,972 50	740 00	9,712 50	8,972 50
Total Permanent Loan Fees per G/L		<u>24,200 00</u>		<u>9,780 89</u>	<u>806 67</u>	<u>10,587 56</u>	<u>9,780 89</u>

LAND 413,750 00**DO NOT DEPRECIATE!**

Total	128-200-062-7	Units
48	100%	100%
-	-	-
6,024	6,024	-
-	-	-
-	-	-
-	-	-
-	-	-
7,130	7,130	-
-	-	-
2,501	2,501	-
-	-	-
-	-	-
13,753	13,753	-
-	-	-
4,968	4,968	-
-	-	-
-	-	-
2,848	2,848	-
-	-	-
-	-	-
-	-	-
-	-	-
1,564	1,564	-
1,880	1,880	-
2,020	2,020	-
1,500	1,500	-
(0)		
44,188	44,188	

CONSOLIDATED WITH RCD 3/6/2000
CONSTR COMPLETED: 5/1/1999
TENANTS RELOCATED: 12/31/97

CONSOLIDATED WITH RCD 3/6/2000
CONSTR COMPLETED: 5/1/1999
TENANTS RELOCATED: 12/31/97

[illegible]

NOTE 3

For 2012, the new rules for the 100-hour rule apply to the 2012 tax year.

**TRIANGLE COURT
DEPRECIATION & AMORTIZATION SCHEDULE
As of 6/30/10**

ACQUIRED 3/1/93

CONSTR COMPLETED 3/31/94

Date Acquired	Item	Basis	Method	Total Acc Depr 6/30/09	Annual Depr Exp 6/30/10	Total Acc Depr 6/30/10		Prior Year Total Acc Depr at 6/30/09
BUILDING								
3/31/94	SUBTOTAL	1,642,105.07	SL-40Y	626,052.58	41,052.63	667,105.21	ok	626,052.58
4/1/94	Constr incl Appliances	(25,185.00)	SL-40Y	(9,601.80)	(629.63)	(10,231.43)	ok	(9,601.80)
4/30/94	Sumitomo Interest	1,737.21	SL-40Y	662.31	43.43	705.74	ok	662.31
4/30/94	Sumitomo Late Fees	165.43	SL-40Y	63.09	4.14	67.23	ok	63.09
4/30/94	Sumitomo Late Fees Refund	(137.50)	SL-40Y	(52.43)	(3.44)	(55.87)	ok	(52.43)
4/30/94	Sumitomo Interest Escrow	4,997.64	SL-40Y	1,905.35	124.94	2,030.29	ok	1,905.35
4/30/94	Juan Flores Relocation	2,360.00	SL-40Y	899.75	59.00	958.75	ok	899.75
4/30/94	P G & E	1,000.00	SL-40Y	381.25	25.00	406.25	ok	381.25
5/1/94	SAMCO LoanFee > Perm Loan	(1,000.00)	SL-40Y	(381.25)	(25.00)	(406.25)	ok	(381.25)
5/11/94	Barbara Sanders	160.00	SL-40Y	61.00	4.00	65.00	ok	61.00
6/30/94	Adj 3/31/94 Interest	162.67	SL-40Y	62.03	4.07	66.10	ok	62.03
6/30/94	Consolidated Eng	(100.00)	SL-40Y	(38.13)	(2.50)	(40.63)	ok	(38.13)
6/30/94	Ross Recreation	800.00	SL-40Y	305.00	20.00	325.00	ok	305.00
8/23/94	Oliver & Co Chg order #7	19,536.00	SL-40Y	7,264.95	488.40	7,753.35	ok	7,264.95
9/14/94	The Ratcliff Architects	4,078.00	SL-40Y	1,516.51	101.95	1,618.46	ok	1,516.51
9/14/94	City of Emeryville	285.68	SL-40Y	106.23	7.14	113.37	ok	106.23
9/14/94	Ratcliff Architects	922.00	SL-40Y	342.87	23.05	365.92	ok	342.87
9/14/94	Oliver & Co refund	(21,154.00)	SL-40Y	(7,866.64)	(528.85)	(8,395.49)	ok	(7,866.64)
3/15/95	Lindquist Audit	2,500.00	SL-40Y	898.44	62.50	960.94	ok	898.44
Total Building Basis per G/L								
		1,633,233.20		622,581.11	40,830.83	663,411.94	ok	622,581.11
IMPROVEMENTS								
8/31/99	Carpet/Tile	8,009.64	SL-12Y	6,591.29	667.47	7,258.76	ok	6,591.29
9/30/99	Carpet	1,707.00	SL-12Y	1,404.72	142.25	1,546.97	ok	1,404.72
10/30/99	Carpet	6,911.64	SL-12Y	5,543.71	575.97	6,119.68	ok	5,543.71
9/30/02	Flooring	2,400.00	SL-12Y	1,375.00	200.00	1,575.00	ok	1,375.00
12/31/02	Flooring	1,223.00	SL-12Y	675.21	101.92	777.13	ok	675.21
4/30/07	Kitchen cabinet	1,900.00	SL-12Y	336.45	158.33	494.78	ok	336.45
5/20/08	Repair Bath wall, cabinets, vanity, faucet	6,800.00	SL-12Y	637.50	566.67	1,204.17	ok	637.50
5/20/08	Repair Bath wall, cabinets, vanity, faucet	3,576.00	SL-12Y	335.25	298.00	633.25	ok	335.25
5/31/09	Rehab Unit #14	2,600.00	SL-12Y	27.08	216.67	243.75	ok	27.08
Total Build Improvement Basis per G/L								
		35,127.28		16,926.21	2,927.28	19,853.49	ok	16,926.21
PERSONAL PROPERTY								
4/1/94	Appliances (Oliver)	25,185.00	SL-7Y	25,185.00	0.00	25,185.00	ok	25,185.00
4/30/94	Window Shades	3,880.00	SL-7Y	3,880.00	0.00	3,880.00	ok	3,880.00
12/31/03	Appliances (Refrigerator)	1,057.37	SL-7Y	849.65	151.05	1,000.70	ok	849.65
6/3/04	Carpet	1,660.28	SL-7Y	1,215.55	237.18	1,452.73	ok	1,215.55
11/5/04	Repair Bath room door, kitch, paint etc	3,430.00	SL-7Y	2,266.25	490.00	2,756.25	ok	2,266.25
11/5/04	Replace Water Heater	6,500.00	SL-7Y	3,830.35	928.57	4,758.92	ok	3,830.35
9/31/06	Carpet #2	1,728.00	SL-7Y	709.72	246.86	956.58	ok	709.72
8/31/09	Refrigerators and ranges	4,006.26	SL-7Y	0.00	500.78	500.78	ok	709.72
Total Personal Property per G/L								
		47,446.91		37,226.80	2,554.44	40,490.96	ok	37,936.52
TOTAL DEPRECIATION								
		1,715,807.39		676,734.12	46,312.55	723,756.39	ok	677,443.84
AMORTIZATION								
PERMANENT LOAN FEES								
PERMANENT LOAN CLOSED 5/1/94								
5/1/94		1,000.00	SL-20Y	758.31	50.00	808.31	ok	758.31
5/1/94	Completed	6,300.00	SL-20Y	4,777.50	315.00	5,092.50	ok	4,777.50
5/1/94		2,660.04	SL-20Y	2,017.19	133.00	2,150.19	ok	2,017.19
6/30/94		6,300.00	SL-20Y	4,725.00	315.00	5,040.00	ok	4,725.00
Total Permanent Loan Fees per G/L								
		16,260.04		12,278.00	813.00	13,091.00	ok	12,278.00
LAND								
12/10/07	Remove lead<soils (Alam Co grant)	518,981.20		DO NOT DEPRECIATE!				
		16,350.00		0.00				
Total Land								
		535,331.20						

RESOURCES FOR COMMUNITY DEVELOPMENT AND AFFILIATES
SUPPLEMENTARY INFORMATION FOR
RESOURCES FOR COMMUNITY DEVELOPMENT ONLY
YEARS ENDED JUNE 30, 2010 AND 2009

Note E – Notes Payable

Notes payable, as of June 30, 2010 and 2009, are secured by the property unless otherwise noted and consist of the following

	2010		2009	
	<i>Interest Payable</i>	<i>Principal</i>	<i>Interest Payable</i>	<i>Principal</i>
<u>45th Emeryville/Triangle Court</u>				
County of Alameda Housing and Community Development, for acquisition of property The loan terms were renegotiated on June 7, 2005. The loan accrues simple interest at 3% per annum and matures December 31, 2050. The agency forgave \$137,858 of interest accrued on the note from January 1993 through January 2003 in 2005 and deferred monthly payments of \$3,618 to January 1, 2020. Interest expense was \$15,588 for 2010 and 2009.	\$ 256,456	\$ 848,674	\$ 240,868	\$ 848,674
Citibank, principal and interest payments of \$4,312 are due monthly effective June 1, 2004. This is a variable rate loan and currently bears interest of 3.75% which will be in effect until the loan matures on May 1, 2014. Interest expense was \$7,816 and \$9,431 for 2010 and 2009, respectively.	588	188,221	725	232,015
<u>Ambassador</u>				
City of Emeryville (RDA) predevelopment loan, in the original amount of \$825,000, bears no interest. The loan matured in December 2010. The new terms are under negotiation.	-	377,843	-	-
<u>Erna P. Harris Court</u>				
City of Berkeley, principal is due July 31, 2013 with any unpaid interest which accrues at 6% per annum. Principal and interest payments may be deferred until the loan maturity date. Interest expense was \$35,694 for 2010 and 2009.	559,746	594,908	524,051	594,908

RESOURCES FOR COMMUNITY DEVELOPMENT AND AFFILIATES
SUPPLEMENTARY INFORMATION FOR
RESOURCES FOR COMMUNITY DEVELOPMENT ONLY
YEARS ENDED JUNE 30, 2010 AND 2009

	2010		2009	
	<i>Interest Payable</i>	<i>Principal</i>	<i>Interest Payable</i>	<i>Principal</i>
LISC Predevelopment loan, in the maximum amount of \$750,000, bearing interest of 6.825% per annum. Interest payments are due quarterly commencing on June 30, 2009. The loan originally matured on March 1, 2010, and was extended to August 2011. \$320,000 is convertible to a 10-year term loan with monthly payments of \$3,594 including interest of 6.254%. Interest cost capitalized was \$46,630 and \$17,024 for 2010 and 2009, respectively.	4,045	713,776	3,730	667,461
Department of Housing and Community Development for the California Housing Rehabilitation Program (CHRP), bears interest at 3% per annum, and matures May 19, 2049. Principal payments may be deferred until the loan maturity date. Interest payments are due annually in an amount determined by the department. Interest expense was \$33,300 for 2010 and 2009.	515,832	1,110,000	482,532	1,110,000
Affordable Housing Program (AHP) loan, bears no interest. The loan matures in 2020.	-	350,000	-	-
<u>Eldridge Gonaway</u> CEDA Housing and Community Development loan, in the maximum amount of \$35,000, bearing simple interest of 6% per annum. Payment of principal and accrued interest was due and payable on the earlier date of when the loan is refinanced or on September 17, 2010. Interest costs capitalized for 2010 and 2009 was \$827 and \$29, respectively.	856	12,121	29	5,632

RESOURCES FOR COMMUNITY DEVELOPMENT AND AFFILIATES
SUPPLEMENTARY INFORMATION FOR
RESOURCES FOR COMMUNITY DEVELOPMENT ONLY
YEARS ENDED JUNE 30, 2010 AND 2009

	2010		2009	
	<i>Interest Payable</i>	<i>Principal</i>	<i>Interest Payable</i>	<i>Principal</i>
<u><i>Hearst Apartments</i></u>				
City of Berkeley, for purchase and rehabilitation of property This loan accrues interest at 6% per annum Annual payments are due on October 15 in the amount of the lesser of 50% of the property's net cash flow or \$66,546, which applies first to interest and then principal Deferred payments shall be added to principal and be paid on the maturity date, August 30, 2024 Interest expense was and \$54,960 for 2010 and 2009	836,588	916,000	781,628	916,000
Citibank, in the original amount of \$956,000, bears interest that may be adjusted based on the bank's index, but may not exceed a maximum rate of 11 25% per annum, with monthly payments of principal and interest of \$5,793 which includes interest at the rate of 5 75% The loan matures on November 1, 2025 Interest expense was \$41,549 and \$43,108 for 2010 and 2009, respectively	3,401	709,694	3,534	737,529
<u><i>Martinez</i></u>				
Center for Creative Land Recycling (CCLR) loan, in the maximum amount of \$100,000, bearing interest of 2 69% The loan may be forgiven if the borrower, acting in good faith, fails to complete the project or proceed with development The loan matures on April 15, 2011 Interest costs capitalized was \$1,647 and \$1,075 for 2010 and 2009, respectively	2,722	64,587	-	61,222
CSH loan, in the maximum amount of \$25,000, bearing no interest The principal balance is due in December 2011 when the loan matures	-	25,000	-	-
County of Contra Costa (HOME) Loan, bearing interest at 3% The loan matures in December 2012 Interest cost capitalized was \$276 and \$-0- for 2010 and 2009, respectively	276	93,313	-	-

RESOURCES FOR COMMUNITY DEVELOPMENT AND AFFILIATES
SUPPLEMENTARY INFORMATION FOR
RESOURCES FOR COMMUNITY DEVELOPMENT ONLY
YEARS ENDED JUNE 30, 2010 AND 2009

	2010		2009	
	<i>Interest Payable</i>	<i>Principal</i>	<i>Interest Payable</i>	<i>Principal</i>
<u><i>Martin Luther King House</i></u>				
City of Berkeley for purchase and rehabilitation of the property The principal is due September 30, 2011, with any unpaid interest, which accrues at 6% per annum Interest payments were deferred until September 2001 and payable monthly to the extent of 50% net cash flow, as defined in the loan agreement Interest expense was \$7,688 for 2010 and 2009	144,173	128,126	136,485	128,126
City of Berkeley for purchase and rehabilitation of the property The principal is due September 30, 2011, with any unpaid interest, which accrues at 6% per annum Interest payments were deferred until September 2001 and payable monthly to the extent of 50% net cash flow, as defined in the loan agreement Interest expense was \$9,000 for 2010 and 2009	164,847	150,000	155,847	150,000
General Mortgage Acceptance Corporation (GMAC), for acquisition of property The loan was refinanced with Wells Fargo Bank in October 2006 with monthly installments of \$1,058, including interest at 8% and to be repaid in full by May 2026 Interest expense was \$9,257 and \$9,521 for 2010 and 2009, respectively	761	114,127	784	117,547
<u><i>Ohlone – Related-Party</i></u>				
City of El Cerrito Redevelopment Agency (RDA) predevelopment loan, in the original amount of \$100,000, bears simple interest at 3% Interest cost capitalized for 2009 was \$221 The outstanding loan balance and the corresponding predevelopment costs incurred were assigned to a related party in 2010	-	-	221	100,000

RESOURCES FOR COMMUNITY DEVELOPMENT AND AFFILIATES
SUPPLEMENTARY INFORMATION FOR
RESOURCES FOR COMMUNITY DEVELOPMENT ONLY
YEARS ENDED JUNE 30, 2010 AND 2009

	2010		2009	
	<i>Interest Payable</i>	<i>Principal</i>	<i>Interest Payable</i>	<i>Principal</i>
<u><i>Riley Court Apartments</i></u>				
City of Concord, for acquisition and rehabilitation of property The loan accrues interest at 3% Annual payments are due on May 1 in the amount of 50% of residual receipts prorated between this loan and the following loan payable to the County of Contra Costa The balance of interest and principal are due in 2052 Interest expense was \$32,940 for 2010 and 2009	429,658	1,098,000	396,718	1,098,000
County of Contra Costa, for acquisition of property The loan accrues interest at 3% Annual payments are due on May 1 in the amount of 50% of residual receipts prorated between this loan and the preceding loan payable to the City of Concord The balance of interest and principal are due in September 2053 Interest expense was \$10,260 for 2010 and 2009	133,780	342,000	123,520	342,000
Citibank, for rehabilitation of property This loan is payable in monthly installments of \$5,447 and \$6,143, including interest 5.43% and 7.42% in 2010 and 2009, respectively, and matures in January 2028 This is a variable rate loan for which the interest rate and amount of payment were adjusted in 2009 and are adjustable in 2010, based on the bank's index, plus a margin of 1.5% Interest expense was \$50,130 and \$49,808 for 2010 and 2009, respectively	3,488	717,894	3,434	738,528
<u><i>Santa Rosa</i></u>				
Center for Creative Land Recycling (CCLR) loan, in the maximum amount of \$30,000, bearing interest of 2% The loan may be forgiven if the borrower, acting in good faith, fails to complete the project or proceed with development The loan matures on February 5, 2012 Interest cost capitalized for 2010 and 2009 was \$572 and \$50, respectively	623	28,576	-	28,626

RESOURCES FOR COMMUNITY DEVELOPMENT AND AFFILIATES
SUPPLEMENTARY INFORMATION FOR
RESOURCES FOR COMMUNITY DEVELOPMENT ONLY
YEARS ENDED JUNE 30, 2010 AND 2009

	2010		2009	
	<i>Interest Pavable</i>	<i>Principal</i>	<i>Interest Pavable</i>	<i>Principal</i>
<u><i>Terrace Glen Apartments</i></u>				
City of Antioch, for acquisition and rehabilitation of property The loan accrues interest at 3% Annual payments are due on October 1 in an amount equal to the city's percentage of 50% of residual receipts prorated between this loan and the following loan payable to the County of Contra Costa The balance of interest and principal are due in 2054 Interest expense was \$41,250 for 2010 and 2009	486,627	1,374,995	445,377	1,374,995
County of Contra Costa, for acquisition and rehabilitation of property The loan accrues interest at 3% Annual payments are due on October 1 in an amount equal to the county's percentage of 50% of residual receipts prorated between this loan and the preceding loan payable to the City of Antioch The balance of interest and principal are due in March 2054 Interest expense was \$25,680 for 2010 and 2009	316,196	855,999	290,518	855,999
Citibank, payable in monthly installments of \$5,062 and \$6,452, including interest of 4 71% and 7 75% in 2010 and 2009, respectively, and matures on June 2029 This is a variable rate loan for which the interest rate and payment amount were adjusted in 2009 and are adjustable in 2019, based on the bank's index, plus a margin of 1 75% Interest expense was \$34,414 and \$61,482 for 2010 and 2009, respectively	2,990	761,709	5,076	785,952
Total	3,863,653	11,575,563	3,595,077	10,893,214
Less: current portion	(29,295)	(192,787)	(31,307)	(782,935)
Long-term portion	\$ 3,834,358	\$ 11,382,776	\$ 3,563,770	\$ 10,110,279

RESOURCES FOR COMMUNITY DEVELOPMENT AND AFFILIATES
SUPPLEMENTARY INFORMATION FOR
RESOURCES FOR COMMUNITY DEVELOPMENT ONLY
YEARS ENDED JUNE 30, 2010 AND 2009

Principal payments on notes payable for the next five years are subject to changes in net cash flow and are estimated as follows

<i>For the year ending June 30,</i>	<i>Principal Payments</i>
2011	\$ 192,787
2012	1,091,968
2013	666,497
2014	170,947
2015	381,694

Note F – Notes Payable – Subordinated

Notes payable, as of June 30, 2010 and 2009, are subordinate to all senior obligations and consist of the following

	<i>2010</i>		<i>2009</i>	
	<i>Interest Payable</i>	<i>Principal</i>	<i>Interest Payable</i>	<i>Principal</i>
<u>RCD</u>				
Wells Fargo, operating loan in the original amount of \$200,000 with interest payments payable quarterly and carries an interest rate of 2% until 2013 and adjustable thereafter The loan matures January 2013 Interest payment was \$4,000 for 2010 and 2009	\$ -	\$ 200,000	\$ -	\$ 200,000
Wells Fargo, operating loan in the original amount of \$250,000 with interest payments payable quarterly and carries an interest rate of 2% until 2015 The loan matures May 2015 Interest payment was \$5,000 for 2010 and 2009	-	250,000	-	250,000
Wells Fargo, operating loan in the original amount of \$300,000 with interest payments payable quarterly and carries an interest rate of 2% The loan matures March 2013 Interest expense was \$6,000 for 2010 and 2009	-	300,000	-	300,000

RESOURCES FOR COMMUNITY DEVELOPMENT AND AFFILIATES
SUPPLEMENTARY INFORMATION FOR
RESOURCES FOR COMMUNITY DEVELOPMENT ONLY
YEARS ENDED JUNE 30, 2010 AND 2009

	2010		2009	
	<i>Interest Pavable</i>	<i>Principal</i>	<i>Interest Pavable</i>	<i>Principal</i>
Religious Communities Investment Fund, Inc , operating loan in the original amount of \$200,000 and carries an interest rate of 3% Quarterly interest payments of \$1,500 are due beginning August 7, 2010 The loan matures May 2012 Interest expense was \$876 for 2010	876	200,000	-	-
Total	876	950,000	-	750,000
Less: current portion	(876)	-	-	(250,000)
Long-term portion	\$ -	\$ 950,000	\$ -	\$ 500,000

Principal payments on notes payable for the next five years are subject to changes in net cash flow and are estimated as follows

<i>For the year ending June 30,</i>	<i>Principal Payments</i>
2011	\$ -
2012	200,000
2013	500,000
2014	-
2015	250,000