



See a Social Security Number? Say Something!  
Report Privacy Problems to <https://public.resource.org/privacy>  
Or call the IRS Identity Theft Hotline at 1-800-908-4490



Form **990-PF****Return of Private Foundation**  
or Section 4947(a)(1) Nonexempt Charitable Trust  
Treated as a Private Foundation

OMB No 1545-0052

**2009**Department of the Treasury  
Internal Revenue Service (77)

Note. The foundation may be able to use a copy of this return to satisfy state reporting requirements

For calendar year 2009, or tax year beginning July 1, 2009, and ending June 30, 2010

G Check all that apply ☐ Initial return ☐ Initial return of a former public charity ☐ Final return  
☐ Amended return ☐ Address change ☐ Name change

<b>Use the IRS label. Otherwise, print or type. See Specific Instructions.</b>	Name of foundation Louise Tuller Miller Trust		A Employer identification number 38-6046007
	Number and street (or P.O. box number if mail is not delivered to street address) JPMorgan Chase Bank, P.O. Box 3038	Room/suite	B Telephone number (see page 10 of the instructions) 414/977-1210
	City or town, state, and ZIP code Milwaukee, WI 53201		C If exemption application is pending, check here <input type="checkbox"/>
H Check type of organization: <input type="checkbox"/> Section 501(c)(3) exempt private foundation <input type="checkbox"/> Section 4947(a)(1) nonexempt charitable trust <input checked="" type="checkbox"/> Other taxable private foundation			D 1. Foreign organizations, check here <input type="checkbox"/> 2. Foreign organizations meeting the 85% test, check here and attach computation <input type="checkbox"/>
I Fair market value of all assets at end of year (from Part II, col (c), line 16) ▶ \$ 1,303,863		J Accounting method <input checked="" type="checkbox"/> Cash <input type="checkbox"/> Accrual <input type="checkbox"/> Other (specify) _____ (Part I, column (d) must be on cash basis)	E If private foundation status was terminated under section 507(b)(1)(A), check here <input type="checkbox"/> F If the foundation is in a 60-month termination under section 507(b)(1)(B), check here <input type="checkbox"/>

Part I Analysis of Revenue and Expenses (The total of amounts in columns (b), (c), and (d) may not necessarily equal the amounts in column (a) (see page 11 of the instructions))		(a) Revenue and expenses per books	(b) Net investment income	(c) Adjusted net income	(d) Disbursements for charitable purposes (cash basis only)
Revenue	1 Contributions, gifts, grants, etc., received (attach schedule)				
	2 Check <input type="checkbox"/> if the foundation is not required to attach Sch B				
	3 Interest on savings and temporary cash investments	56	56		
	4 Dividends and interest from securities	24,199	24,199		
	5a Gross rents				
	b Net rental income or (loss)				
	6a Net gain or (loss) from sale of assets not on line 10	(10,899)			
	b Gross sales price for all assets on line 6a				
	7 Capital gain net income (from Part IV, line 2)		0		
	8 Net short-term capital gain				
	9 Income modifications				
	10a Gross sales less returns and allowances				
b Less. Cost of goods sold					
c Gross profit or (loss) (attach schedule)					
11 Other income (attach schedule)					
12 Total. Add lines 1 through 11	13,356	24,255	0		
Operating and Administrative Expenses	13 Compensation of officers, directors, trustees, etc.	9,888	5,541		4,347
	14 Other employee salaries and wages				
	15 Pension plans, employee benefits				
	16a Legal fees (attach schedule)				20
	b Accounting fees (attach schedule)	160			160
	c Other professional fees (attach schedule)				
	17 Interest				
	18 Taxes (attach schedule) (see page 14 of the instructions)	234	234		
	19 Depreciation (attach schedule) and depletion				
	20 Occupancy				
	21 Travel, conferences, and meetings				
	22 Printing and publications				
	23 Other expenses (attach schedule) Mineral fees	20	20		
	24 Total operating and administrative expenses. Add lines 13 through 23	10,322	5,795	0	4,527
	25 Contributions, gifts, grants paid	20,000			20,000
26 Total expenses and disbursements. Add lines 24 and 25	30,322	5,795	0	24,527	
27 Subtract line 26 from line 12	(16,966)				
a Excess of revenue over expenses and disbursements		18,460			
b Net investment income (if negative, enter -0-)					
c Adjusted net income (if negative, enter -0-)			0		

For Privacy Act and Paperwork Reduction Act Notice, see page 30 of the instructions.

Form **990-PF** (2009)

ENVELOPE NOV 12 2010 POSTMARK DATE

SCANNED NOV 18 2010

<b>Part II Balance Sheets</b>		Attached schedules and amounts in the description column should be for end-of-year amounts only (See instructions)		
		Beginning of year	End of year	
		(a) Book Value	(b) Book Value	(c) Fair Market Value
<b>Assets</b>	1 Cash—non-interest-bearing . . . . .	95,559	10,725	10,725
	2 Savings and temporary cash investments . . . . .		94,457	94,457
	3 Accounts receivable ▶ . . . . .			
	Less allowance for doubtful accounts ▶ . . . . .			
	4 Pledges receivable ▶ . . . . .			
	Less allowance for doubtful accounts ▶ . . . . .			
	5 Grants receivable . . . . .			
	6 Receivables due from officers, directors, trustees, and other disqualified persons (attach schedule) (see page 15 of the instructions) . . . . .			
	7 Other notes and loans receivable (attach schedule) ▶ . . . . .			
	Less allowance for doubtful accounts ▶ . . . . .			
	8 Inventories for sale or use . . . . .			
	9 Prepaid expenses and deferred charges . . . . .			
	10a Investments—U S and state government obligations (attach schedule)			
	b Investments—corporate stock (attach schedule) . . . . .		560,596	583,517
	c Investments—corporate bonds (attach schedule) . . . . .		349,479	374,466
	11 Investments—land, buildings, and equipment basis ▶ . . . . .			
<b>Liabilities</b>	Less accumulated depreciation (attach schedule) ▶ . . . . .			
	12 Investments—mortgage loans . . . . .			
	13 Investments—other (attach schedule) <u>Structured investments</u> . . . . .	1,183,142	246,208	239,880
	14 Land, buildings, and equipment basis ▶ . . . . .			
	Less accumulated depreciation (attach schedule) ▶ . . . . .			
	15 Other assets (describe ▶ <u>Mineral assets</u> . . . . .)	2	2	818
	16 <b>Total assets</b> (to be completed by all filers—see the instructions Also, see page 1, item I) . . . . .	1,278,703	1,261,467	1,303,863
	17 Accounts payable and accrued expenses . . . . .			
	18 Grants payable . . . . .			
	19 Deferred revenue . . . . .			
<b>Net Assets or Fund Balances</b>	20 Loans from officers, directors, trustees, and other disqualified persons			
	21 Mortgages and other notes payable (attach schedule) . . . . .			
	22 Other liabilities (describe ▶ . . . . .)			
	23 <b>Total liabilities</b> (add lines 17 through 22) . . . . .	0	0	
	Foundations that follow SFAS 117, check here ▶ <input type="checkbox"/> and complete lines 24 through 26 and lines 30 and 31.			
	24 Unrestricted . . . . .			
	25 Temporarily restricted . . . . .			
	26 Permanently restricted . . . . .			
	Foundations that do not follow SFAS 117, check here ▶ <input type="checkbox"/> and complete lines 27 through 31.			
	27 Capital stock, trust principal, or current funds . . . . .			
	28 Paid-in or capital surplus, or land, bldg, and equipment fund . . . . .			
	29 Retained earnings, accumulated income, endowment, or other funds . . . . .			
	30 <b>Total net assets or fund balances</b> (see page 17 of the instructions) . . . . .	1,278,703	1,261,467	
	31 <b>Total liabilities and net assets/fund balances</b> (see page 17 of the instructions) . . . . .	1,278,703	1,261,467	

**Part III Analysis of Changes in Net Assets or Fund Balances**

1 Total net assets or fund balances at beginning of year—Part II, column (a), line 30 (must agree with end-of-year figure reported on prior year's return) . . . . .	<b>1</b>	1,278,703
2 Enter amount from Part I, line 27a . . . . .	<b>2</b>	(16,966)
3 Other increases not included in line 2 (itemize) ▶ . . . . .	<b>3</b>	
4 Add lines 1, 2, and 3 . . . . .	<b>4</b>	1,261,737
5 Decreases not included in line 2 (itemize) ▶ <u>Net return of capital adjustment</u> . . . . .	<b>5</b>	270
6 Total net assets or fund balances at end of year (line 4 minus line 5)—Part II, column (b), line 30 . . . . .	<b>6</b>	1,261,467

**Part IV Capital Gains and Losses for Tax on Investment Income**

(a) List and describe the kind(s) of property sold (e.g., real estate, 2-story brick warehouse, or common stock, 200 shs MLC Co)		(b) How acquired P—Purchase D—Donation	(c) Date acquired (mo, day, yr)	(d) Date sold (mo, day, yr)
<b>1a</b> See Exhibit 3.			Various	Various
<b>b</b>				
<b>c</b>				
<b>d</b>				
<b>e</b>				

(e) Gross sales price	(f) Depreciation allowed (or allowable)	(g) Cost or other basis plus expense of sale	(h) Gain or (loss) (e) plus (f) minus (g)
<b>a</b> 493,172		504,071	(10,899)
<b>b</b>			
<b>c</b>			
<b>d</b>			
<b>e</b>			

Complete only for assets showing gain in column (h) and owned by the foundation on 12/31/69

(i) FMV as of 12/31/69	(j) Adjusted basis as of 12/31/69	(k) Excess of col (i) over col (j), if any	(l) Gains (Col (h) gain minus col (k), but not less than -0-) or Losses (from col (h))
<b>a</b>			
<b>b</b>			
<b>c</b>			
<b>d</b>			
<b>e</b>			

**2** Capital gain net income or (net capital loss)  $\left\{ \begin{array}{l} \text{If gain, also enter in Part I, line 7} \\ \text{If (loss), enter -0- in Part I, line 7} \end{array} \right\}$  **2**

**3** Net short-term capital gain or (loss) as defined in sections 1222(5) and (6)  
If gain, also enter in Part I, line 8, column (c) (see pages 13 and 17 of the instructions)  
If (loss), enter -0- in Part I, line 8 **3**

**Part V Qualification Under Section 4940(e) for Reduced Tax on Net Investment Income**

(For optional use by domestic private foundations subject to the section 4940(a) tax on net investment income.)

If section 4940(d)(2) applies, leave this part blank

Was the foundation liable for the section 4942 tax on the distributable amount of any year in the base period? ☐ Yes ☒ No

If "Yes," the foundation does not qualify under section 4940(e). Do not complete this part.

**1** Enter the appropriate amount in each column for each year, see page 18 of the instructions before making any entries

(a) Base period years Calendar year (or tax year beginning in)	(b) Adjusted qualifying distributions	(c) Net value of noncharitable-use assets	(d) Distribution ratio (col (b) divided by col (c))
2008	24,186	1,195,697	0.0202
2007	70,629	1,587,526	0.0445
2006	85,657	1,543,900	0.0555
2005	91,562	1,467,513	0.0624
2004	83,867	1,413,384	0.0593

**2** Total of line 1, column (d) **2** 0.2419

**3** Average distribution ratio for the 5-year base period—divide the total on line 2 by 5, or by the number of years the foundation has been in existence if less than 5 years **3** 0.04838

**4** Enter the net value of noncharitable-use assets for 2009 from Part X, line 5 **4** 1,313,722

**5** Multiply line 4 by line 3 **5** 63,558

**6** Enter 1% of net investment income (1% of Part I, line 27b) **6** 185

**7** Add lines 5 and 6 **7** 63,743

**8** Enter qualifying distributions from Part XII, line 4 **8** 24,527

If line 8 is equal to or greater than line 7, check the box in Part VI, line 1b, and complete that part using a 1% tax rate. See the Part VI instructions on page 18.

**Part VI Excise Tax Based on Investment Income (Section 4940(a), 4940(b), 4940(e), or 4948—see page 18 of the instructions)**

<b>1a</b> Exempt operating foundations described in section 4940(d)(2), check here <input type="checkbox"/> and enter "N/A" on line 1. Date of ruling or determination letter ..... (attach copy of letter if necessary—see instructions)		
<b>b</b> Domestic foundations that meet the section 4940(e) requirements in Part V, check here <input type="checkbox"/> and enter 1% of Part I, line 27b	<b>1</b>	369
<b>c</b> All other domestic foundations enter 2% of line 27b Exempt foreign organizations enter 4% of Part I, line 12, col. (b)		
<b>2</b> Tax under section 511 (domestic section 4947(a)(1) trusts and taxable foundations only Others enter -0-)	<b>2</b>	
<b>3</b> Add lines 1 and 2	<b>3</b>	369
<b>4</b> Subtitle A (income) tax (domestic section 4947(a)(1) trusts and taxable foundations only Others enter -0-)	<b>4</b>	
<b>5</b> Tax based on investment income. Subtract line 4 from line 3 If zero or less, enter -0-	<b>5</b>	369
<b>6</b> Credits/Payments:		
<b>a</b> 2009 estimated tax payments and 2008 overpayment credited to 2009	<b>6a</b>	1,202
<b>b</b> Exempt foreign organizations—tax withheld at source	<b>6b</b>	
<b>c</b> Tax paid with application for extension of time to file (Form 8868)	<b>6c</b>	
<b>d</b> Backup withholding erroneously withheld	<b>6d</b>	
<b>7</b> Total credits and payments Add lines 6a through 6d	<b>7</b>	1,202
<b>8</b> Enter any penalty for underpayment of estimated tax Check here <input type="checkbox"/> if Form 2220 is attached	<b>8</b>	
<b>9</b> Tax due. If the total of lines 5 and 8 is more than line 7, enter amount owed	<b>9</b>	0
<b>10</b> Overpayment. If line 7 is more than the total of lines 5 and 8, enter the amount overpaid	<b>10</b>	833
<b>11</b> Enter the amount of line 10 to be Credited to 2010 estimated tax 833 Refunded	<b>11</b>	0

**Part VII-A Statements Regarding Activities**

	Yes	No
<b>1a</b> During the tax year, did the foundation attempt to influence any national, state, or local legislation or did it participate or intervene in any political campaign?		X
<b>b</b> Did it spend more than \$100 during the year (either directly or indirectly) for political purposes (see page 19 of the instructions for definition)? <i>If the answer is "Yes" to 1a or 1b, attach a detailed description of the activities and copies of any materials published or distributed by the foundation in connection with the activities</i>		X
<b>c</b> Did the foundation file Form 1120-POL for this year?	N/A	
<b>d</b> Enter the amount (if any) of tax on political expenditures (section 4955) imposed during the year (1) On the foundation. ► \$ (2) On foundation managers. ► \$		
<b>e</b> Enter the reimbursement (if any) paid by the foundation during the year for political expenditure tax imposed on foundation managers. ► \$		
<b>2</b> Has the foundation engaged in any activities that have not previously been reported to the IRS? <i>If "Yes," attach a detailed description of the activities.</i>		X
<b>3</b> Has the foundation made any changes, not previously reported to the IRS, in its governing instrument, articles of incorporation, or bylaws, or other similar instruments? <i>If "Yes," attach a conformed copy of the changes</i>		X
<b>4a</b> Did the foundation have unrelated business gross income of \$1,000 or more during the year?		X
<b>b</b> If "Yes," has it filed a tax return on Form 990-T for this year?	N/A	
<b>5</b> Was there a liquidation, termination, dissolution, or substantial contraction during the year? <i>If "Yes," attach the statement required by General Instruction T.</i>		X
<b>6</b> Are the requirements of section 508(e) (relating to sections 4941 through 4945) satisfied either: • By language in the governing instrument, or • By state legislation that effectively amends the governing instrument so that no mandatory directions that conflict with the state law remain in the governing instrument?	X	
<b>7</b> Did the foundation have at least \$5,000 in assets at any time during the year? <i>If "Yes," complete Part II, col (c), and Part XV</i>	X	
<b>8a</b> Enter the states to which the foundation reports or with which it is registered (see page 19 of the instructions) ► Michigan		
<b>b</b> If the answer is "Yes" to line 7, has the foundation furnished a copy of Form 990-PF to the Attorney General (or designate) of each state as required by General Instruction G? <i>If "No," attach explanation</i>	X	
<b>9</b> Is the foundation claiming status as a private operating foundation within the meaning of section 4942(j)(3) or 4942(j)(5) for calendar year 2009 or the taxable year beginning in 2009 (see instructions for Part XIV on page 27)? <i>If "Yes," complete Part XIV</i>		X
<b>10</b> Did any persons become substantial contributors during the tax year? <i>If "Yes," attach a schedule listing their names and addresses</i>		X

**Part VII-A Statements Regarding Activities (continued)**

11	At any time during the year, did the foundation, directly or indirectly, own a controlled entity within the meaning of section 512(b)(13)? If "Yes," attach schedule (see page 20 of the instructions)	11		X
12	Did the foundation acquire a direct or indirect interest in any applicable insurance contract before August 17, 2008?	12		X
13	Did the foundation comply with the public inspection requirements for its annual returns and exemption application? Website address ► N/A	13	X	
14	The books are in care of ► JP Morgan Bank Telephone no ► 313/343-8540 Located at ► 685 St. Clair Ave, Grosse Pointe MI ZIP+4 ► 48230			
15	Section 4947(a)(1) nonexempt charitable trusts filing Form 990-PF in lieu of Form 1041—Check here and enter the amount of tax-exempt interest received or accrued during the year ► 15			

**Part VII-B Statements Regarding Activities for Which Form 4720 May Be Required**

File Form 4720 if any item is checked in the "Yes" column, unless an exception applies.

	Yes	No
1a During the year did the foundation (either directly or indirectly)		
(1) Engage in the sale or exchange, or leasing of property with a disqualified person? <input type="checkbox"/> Yes <input checked="" type="checkbox"/> No		
(2) Borrow money from, lend money to, or otherwise extend credit to (or accept it from) a disqualified person? <input type="checkbox"/> Yes <input checked="" type="checkbox"/> No		
(3) Furnish goods, services, or facilities to (or accept them from) a disqualified person? <input type="checkbox"/> Yes <input checked="" type="checkbox"/> No		
(4) Pay compensation to, or pay or reimburse the expenses of, a disqualified person? <input checked="" type="checkbox"/> Yes <input type="checkbox"/> No		
(5) Transfer any income or assets to a disqualified person (or make any of either available for the benefit or use of a disqualified person)? <input type="checkbox"/> Yes <input checked="" type="checkbox"/> No		
(6) Agree to pay money or property to a government official? (Exception. Check "No" if the foundation agreed to make a grant to or to employ the official for a period after termination of government service, if terminating within 90 days.) <input type="checkbox"/> Yes <input checked="" type="checkbox"/> No		
b If any answer is "Yes" to 1a(1)–(6), did any of the acts fail to qualify under the exceptions described in Regulations section 53.4941(d)-3 or in a current notice regarding disaster assistance (see page 20 of the instructions)? Organizations relying on a current notice regarding disaster assistance check here ► <input type="checkbox"/>	1b	X
c Did the foundation engage in a prior year in any of the acts described in 1a, other than excepted acts, that were not corrected before the first day of the tax year beginning in 2009?	1c	X
2 Taxes on failure to distribute income (section 4942) (does not apply for years the foundation was a private operating foundation defined in section 4942(j)(3) or 4942(j)(5))		
a At the end of tax year 2009, did the foundation have any undistributed income (lines 6d and 6e, Part XIII) for tax year(s) beginning before 2009? <input type="checkbox"/> Yes <input checked="" type="checkbox"/> No If "Yes," list the years ► 20 , 20 , 20 , 20		
b Are there any years listed in 2a for which the foundation is not applying the provisions of section 4942(a)(2) (relating to incorrect valuation of assets) to the year's undistributed income? (If applying section 4942(a)(2) to all years listed, answer "No" and attach statement—see page 20 of the instructions.)	2b	X
c If the provisions of section 4942(a)(2) are being applied to any of the years listed in 2a, list the years here ► 20 , 20 , 20 , 20		
3a Did the foundation hold more than a 2% direct or indirect interest in any business enterprise at any time during the year? <input type="checkbox"/> Yes <input type="checkbox"/> No		
b If "Yes," did it have excess business holdings in 2009 as a result of (1) any purchase by the foundation or disqualified persons after May 26, 1969, (2) the lapse of the 5-year period (or longer period approved by the Commissioner under section 4943(c)(7)) to dispose of holdings acquired by gift or bequest; or (3) the lapse of the 10-, 15-, or 20-year first phase holding period? (Use Schedule C, Form 4720, to determine if the foundation had excess business holdings in 2009)	3b	N/A
4a Did the foundation invest during the year any amount in a manner that would jeopardize its charitable purposes?	4a	X
b Did the foundation make any investment in a prior year (but after December 31, 1969) that could jeopardize its charitable purpose that had not been removed from jeopardy before the first day of the tax year beginning in 2009?	4b	X

**Part VII-B Statements Regarding Activities for Which Form 4720 May Be Required (continued)****5a** During the year did the foundation pay or incur any amount to:(1) Carry on propaganda, or otherwise attempt to influence legislation (section 4945(e))? ☐ Yes ☒ No(2) Influence the outcome of any specific public election (see section 4955); or to carry on, directly or indirectly, any voter registration drive? ☐ Yes ☒ No(3) Provide a grant to an individual for travel, study, or other similar purposes? ☐ Yes ☒ No(4) Provide a grant to an organization other than a charitable, etc., organization described in section 509(a)(1), (2), or (3), or section 4940(d)(2)? (see page 22 of the instructions). ☐ Yes ☒ No(5) Provide for any purpose other than religious, charitable, scientific, literary, or educational purposes, or for the prevention of cruelty to children or animals? ☐ Yes ☒ No**b** If any answer is "Yes" to 5a(1)–(5), did any of the transactions fail to qualify under the exceptions described in Regulations section 53.4945 or in a current notice regarding disaster assistance (see page 22 of the instructions)? Organizations relying on a current notice regarding disaster assistance check here ☐**c** If the answer is "Yes" to question 5a(4), does the foundation claim exemption from the tax because it maintained expenditure responsibility for the grant? ☐ Yes ☐ No  
If "Yes," attach the statement required by Regulations section 53.4945–5(d).**6a** Did the foundation, during the year, receive any funds, directly or indirectly, to pay premiums on a personal benefit contract? ☐ Yes ☒ No**b** Did the foundation, during the year, pay premiums, directly or indirectly, on a personal benefit contract? ☐ Yes ☒ No  
If "Yes" to 6b, file Form 8870**7a** At any time during the tax year, was the foundation a party to a prohibited tax shelter transaction? ☐ Yes ☒ No**b** If yes, did the foundation receive any proceeds or have any net income attributable to the transaction? ☐ Yes ☒ No**5b** N/A**6b** N/A**7b****Part VIII Information About Officers, Directors, Trustees, Foundation Managers, Highly Paid Employees, and Contractors****1** List all officers, directors, trustees, foundation managers and their compensation (see page 22 of the instructions).

(a) Name and address	(b) Title, and average hours per week devoted to position	(c) Compensation (If not paid, enter -0-)	(d) Contributions to employee benefit plans and deferred compensation	(e) Expense account, other allowances
JP Morgan, 685 St Clair Ave Grosse Pointe MI 48230	Trustee 1 hr per wk	7,388		
R. Keith Stark, 1111 W Long Lake Rd, #202, Troy MI 48098	Trustee 1 hr per wk	2,500		

**2** Compensation of five highest-paid employees (other than those included on line 1—see page 23 of the instructions). If none, enter "NONE."

(a) Name and address of each employee paid more than \$50,000	(b) Title, and average hours per week devoted to position	(c) Compensation	(d) Contributions to employee benefit plans and deferred compensation	(e) Expense account, other allowances
N/A				

**Total** number of other employees paid over \$50,000 ☐

**Part VIII Information About Officers, Directors, Trustees, Foundation Managers, Highly Paid Employees, and Contractors** (continued)**3 Five highest-paid independent contractors for professional services** (see page 23 of the instructions). If none, enter "NONE."

(a) Name and address of each person paid more than \$50,000	(b) Type of service	(c) Compensation
N/A		

Total number of others receiving over \$50,000 for professional services . . . . . ▶

**Part IX-A Summary of Direct Charitable Activities**

List the foundation's four largest direct charitable activities during the tax year. Include relevant statistical information such as the number of organizations and other beneficiaries served, conferences convened, research papers produced, etc.

	Expenses
<b>1</b> . . . . .	
<b>2</b> . . . . .	
<b>3</b> . . . . .	
<b>4</b> . . . . .	

**Part IX-B Summary of Program-Related Investments** (see page 23 of the instructions)

Describe the two largest program-related investments made by the foundation during the tax year on lines 1 and 2

	Amount
<b>1</b> . . . . .	
<b>2</b> . . . . .	
All other program-related investments. See page 24 of the instructions	
<b>3</b> . . . . .	
<b>Total.</b> Add lines 1 through 3 . . . . . ▶	0



**Part X Minimum Investment Return** (All domestic foundations must complete this part. Foreign foundations, see page 24 of the instructions.)

<b>1</b>	Fair market value of assets not used (or held for use) directly in carrying out charitable, etc., purposes:		
<b>a</b>	Average monthly fair market value of securities	<b>1a</b>	1,285,680
<b>b</b>	Average of monthly cash balances	<b>1b</b>	48,048
<b>c</b>	Fair market value of all other assets (see page 24 of the instructions)	<b>1c</b>	
<b>d</b>	<b>Total</b> (add lines 1a, b, and c)	<b>1d</b>	1,333,728
<b>e</b>	Reduction claimed for blockage or other factors reported on lines 1a and 1c (attach detailed explanation)	<b>1e</b>	
<b>2</b>	Acquisition indebtedness applicable to line 1 assets	<b>2</b>	
<b>3</b>	Subtract line 2 from line 1d	<b>3</b>	1,333,728
<b>4</b>	Cash deemed held for charitable activities. Enter 1½% of line 3 (for greater amount, see page 25 of the instructions)	<b>4</b>	20,006
<b>5</b>	<b>Net value of noncharitable-use assets.</b> Subtract line 4 from line 3. Enter here and on Part V, line 4	<b>5</b>	1,313,722
<b>6</b>	<b>Minimum investment return.</b> Enter 5% of line 5	<b>6</b>	65,686

**Part XI Distributable Amount** (see page 25 of the instructions) (Section 4942(j)(3) and (j)(5) private operating foundations and certain foreign organizations check here ☐ and do not complete this part.)

<b>1</b>	Minimum investment return from Part X, line 6	<b>1</b>	65,686
<b>2a</b>	Tax on investment income for 2009 from Part VI, line 5	<b>2a</b>	369
<b>b</b>	Income tax for 2009 (This does not include the tax from Part VI)	<b>2b</b>	
<b>c</b>	Add lines 2a and 2b	<b>2c</b>	369
<b>3</b>	Distributable amount before adjustments. Subtract line 2c from line 1	<b>3</b>	65,317
<b>4</b>	Recoveries of amounts treated as qualifying distributions	<b>4</b>	
<b>5</b>	Add lines 3 and 4	<b>5</b>	65,317
<b>6</b>	Deduction from distributable amount (see page 25 of the instructions)	<b>6</b>	
<b>7</b>	<b>Distributable amount as adjusted.</b> Subtract line 6 from line 5. Enter here and on Part XIII, line 1	<b>7</b>	65,317

**Part XII Qualifying Distributions** (see page 25 of the instructions)

<b>1</b>	Amounts paid (including administrative expenses) to accomplish charitable, etc., purposes:		
<b>a</b>	Expenses, contributions, gifts, etc.—total from Part I, column (d), line 26	<b>1a</b>	24,527
<b>b</b>	Program-related investments—total from Part IX-B	<b>1b</b>	
<b>2</b>	Amounts paid to acquire assets used (or held for use) directly in carrying out charitable, etc., purposes	<b>2</b>	
<b>3</b>	Amounts set aside for specific charitable projects that satisfy the:		
<b>a</b>	Suitability test (prior IRS approval required)	<b>3a</b>	
<b>b</b>	Cash distribution test (attach the required schedule)	<b>3b</b>	
<b>4</b>	<b>Qualifying distributions.</b> Add lines 1a through 3b. Enter here and on Part V, line 8, and Part XIII, line 4	<b>4</b>	24,527
<b>5</b>	Foundations that qualify under section 4940(e) for the reduced rate of tax on net investment income. Enter 1% of Part I, line 27b (see page 26 of the instructions)	<b>5</b>	
<b>6</b>	<b>Adjusted qualifying distributions.</b> Subtract line 5 from line 4	<b>6</b>	24,527

**Note.** The amount on line 6 will be used in Part V, column (b), in subsequent years when calculating whether the foundation qualifies for the section 4940(e) reduction of tax in those years.

**Part XIII Undistributed Income** (see page 26 of the instructions)

	(a) Corpus	(b) Years prior to 2008	(c) 2008	(d) 2009
<b>1</b> Distributable amount for 2009 from Part XI, line 7 . . . . .				65,317
<b>2</b> Undistributed income, if any, as of the end of 2009				
<b>a</b> Enter amount for 2008 only . . . . .				
<b>b</b> Total for prior years 20____, 20____, 20____				
<b>3</b> Excess distributions carryover, if any, to 2009				
<b>a</b> From 2004 . . . . .				
<b>b</b> From 2005 . . . . .				
<b>c</b> From 2006 . . . . .				7,421
<b>d</b> From 2007 . . . . .				
<b>e</b> From 2008 . . . . .				
<b>f</b> Total of lines 3a through e . . . . .	7,421			
<b>4</b> Qualifying distributions for 2009 from Part XII, line 4: ► \$ 24,527				
<b>a</b> Applied to 2008, but not more than line 2a . . . . .				
<b>b</b> Applied to undistributed income of prior years (Election required—see page 26 of the instructions) . . . . .				
<b>c</b> Treated as distributions out of corpus (Election required—see page 26 of the instructions) . . . . .				
<b>d</b> Applied to 2009 distributable amount . . . . .				24,527
<b>e</b> Remaining amount distributed out of corpus . . . . .				
<b>5</b> Excess distributions carryover applied to 2009 . . . . . (If an amount appears in column (d), the same amount must be shown in column (a) )	7,421			7,421
<b>6</b> Enter the net total of each column as indicated below:				
<b>a</b> Corpus. Add lines 3f, 4c, and 4e. Subtract line 5 . . . . .	0			
<b>b</b> Prior years' undistributed income. Subtract line 4b from line 2b . . . . .		0		
<b>c</b> Enter the amount of prior years' undistributed income for which a notice of deficiency has been issued, or on which the section 4942(a) tax has been previously assessed . . . . .				
<b>d</b> Subtract line 6c from line 6b. Taxable amount—see page 27 of the instructions . . . . .		0		
<b>e</b> Undistributed income for 2008. Subtract line 4a from line 2a. Taxable amount—see page 27 of the instructions . . . . .			0	
<b>f</b> Undistributed income for 2009. Subtract lines 4d and 5 from line 1. This amount must be distributed in 2010 . . . . .				33,369
<b>7</b> Amounts treated as distributions out of corpus to satisfy requirements imposed by section 170(b)(1)(F) or 4942(g)(3) (see page 27 of the instructions) . . . . .				
<b>8</b> Excess distributions carryover from 2004 not applied on line 5 or line 7 (see page 27 of the instructions) . . . . .				
<b>9</b> Excess distributions carryover to 2010. Subtract lines 7 and 8 from line 6a . . . . .	0			
<b>10</b> Analysis of line 9				
<b>a</b> Excess from 2005 . . . . .				
<b>b</b> Excess from 2006 . . . . .				
<b>c</b> Excess from 2007 . . . . .				
<b>d</b> Excess from 2008 . . . . .				
<b>e</b> Excess from 2009 . . . . .				

**Part XIV Private Operating Foundations** (see page 27 of the instructions and Part VII-A, question 9)

**1a** If the foundation has received a ruling or determination letter that it is a private operating foundation, and the ruling is effective for 2009, enter the date of the ruling ▶

**b** Check box to indicate whether the foundation is a private operating foundation described in section ☐ 4942(j)(3) or ☐ 4942(j)(5)

	Tax year				(e) Total
	(a) 2009	(b) 2008	(c) 2007	(d) 2006	
<b>2a</b> Enter the lesser of the adjusted net income from Part I or the minimum investment return from Part X for each year listed					0
<b>b</b> 85% of line 2a	0	0	0	0	0
<b>c</b> Qualifying distributions from Part XII, line 4 for each year listed					0
<b>d</b> Amounts included in line 2c not used directly for active conduct of exempt activities					0
<b>e</b> Qualifying distributions made directly for active conduct of exempt activities. Subtract line 2d from line 2c	0	0	0	0	0
<b>3</b> Complete 3a, b, or c for the alternative test relied upon					
<b>a</b> "Assets" alternative test—enter					
<b>(1)</b> Value of all assets					0
<b>(2)</b> Value of assets qualifying under section 4942(j)(3)(B)(i)					0
<b>b</b> "Endowment" alternative test—enter $\frac{1}{2}$ of minimum investment return shown in Part X, line 6 for each year listed					0
<b>c</b> "Support" alternative test—enter					
<b>(1)</b> Total support other than gross investment income (interest, dividends, rents, payments on securities loans (section 512(a)(5)), or royalties)					0
<b>(2)</b> Support from general public and 5 or more exempt organizations as provided in section 4942(j)(3)(B)(iii)					0
<b>(3)</b> Largest amount of support from an exempt organization					0
<b>(4)</b> Gross investment income					0

**Part XV Supplementary Information** (Complete this part only if the foundation had \$5,000 or more in assets at any time during the year—see page 27 of the instructions.)

- 1 Information Regarding Foundation Managers:**
- a** List any managers of the foundation who have contributed more than 2% of the total contributions received by the foundation before the close of any tax year (but only if they have contributed more than \$5,000). (See section 507(d)(2) )

N/A

- b** List any managers of the foundation who own 10% or more of the stock of a corporation (or an equally large portion of the ownership of a partnership or other entity) of which the foundation has a 10% or greater interest

N/A

**2 Information Regarding Contribution, Grant, Gift, Loan, Scholarship, etc., Programs:**

Check here ☐ if the foundation only makes contributions to preselected charitable organizations and does not accept unsolicited requests for funds. If the foundation makes gifts, grants, etc. (see page 28 of the instructions) to individuals or organizations under other conditions, complete items 2a, b, c, and d

- a** The name, address, and telephone number of the person to whom applications should be addressed

JPMorgan Chase Bank, 685 St Clair Ave., Grosse Pointe, MI 48230

- b** The form in which applications should be submitted and information and materials they should include

No particular form

- c** Any submission deadlines.

N/A

- d** Any restrictions or limitations on awards, such as by geographical areas, charitable fields, kinds of institutions, or other factors.

N/A

**Part XV Supplementary Information (continued)****3 Grants and Contributions Paid During the Year or Approved for Future Payment**

Recipient Name and address (home or business)	If recipient is an individual, show any relationship to any foundation manager or substantial contributor	Foundation status of recipient	Purpose of grant or contribution	Amount
<b>a Paid during the year</b>				
Focus Hope 1355 Oakman Blvd. Detroit, MI 48238	501(c)(3) org		Support public charity	20,000
<b>Total</b>			▶ <b>3a</b>	20,000
<b>b Approved for future payment</b>				
<b>Total</b>			▶ <b>3b</b>	0

**Part XVI-A Analysis of Income-Producing Activities**

**Enter gross amounts unless otherwise indicated**

Enter gross amounts unless otherwise indicated		Unrelated business income		Excluded by section 512, 513, or 514		(e)
		(a) Business code	(b) Amount	(c) Exclusion code	(d) Amount	Related or exempt function income (See page 28 of the instructions)
<b>1</b>	Program service revenue:					
<b>a</b>						
<b>b</b>						
<b>c</b>						
<b>d</b>						
<b>e</b>						
<b>f</b>						
<b>g</b>	Fees and contracts from government agencies					
<b>2</b>	Membership dues and assessments					
<b>3</b>	Interest on savings and temporary cash investments					
<b>4</b>	Dividends and interest from securities			14	24,255	
<b>5</b>	Net rental income or (loss) from real estate:					
<b>a</b>	Debt-financed property					
<b>b</b>	Not debt-financed property					
<b>6</b>	Net rental income or (loss) from personal property					
<b>7</b>	Other investment income					
<b>8</b>	Gain or (loss) from sales of assets other than inventory			18	(10,899)	
<b>9</b>	Net income or (loss) from special events					
<b>10</b>	Gross profit or (loss) from sales of inventory					
<b>11</b>	Other revenue <b>a</b>					
<b>b</b>						
<b>c</b>						
<b>d</b>						
<b>e</b>						
<b>12</b>	Subtotal. Add columns (b), (d), and (e)		0		13,356	0
<b>13</b>	Total. Add line 12, columns (b), (d), and (e)				13	13,356

(See worksheet in line 13 instructions on page 28 to verify calculations.)

## Part XVI-B Relationship of Activities to the Accomplishment of Exempt Purposes

[illegible]

**Part XVII Information Regarding Transfers To and Transactions and Relationships With Noncharitable Exempt Organizations**

		Yes	No
<b>1</b>	Did the organization directly or indirectly engage in any of the following with any other organization described in section 501(c) of the Code (other than section 501(c)(3) organizations) or in section 527, relating to political organizations?		
<b>a</b>	Transfers from the reporting foundation to a noncharitable exempt organization of:		
	(1) Cash	1a(1)	
	(2) Other assets	1a(2)	
<b>b</b>	Other transactions		
	(1) Sales of assets to a noncharitable exempt organization	1b(1)	
	(2) Purchases of assets from a noncharitable exempt organization	1b(2)	
	(3) Rental of facilities, equipment, or other assets	1b(3)	
	(4) Reimbursement arrangements	1b(4)	
	(5) Loans or loan guarantees	1b(5)	
	(6) Performance of services or membership or fundraising solicitations	1b(6)	
<b>c</b>	Sharing of facilities, equipment, mailing lists, other assets, or paid employees	1c	
<b>d</b>	If the answer to any of the above is "Yes," complete the following schedule. Column (b) should always show the fair market value of the goods, other assets, or services given by the reporting foundation. If the foundation received less than fair market value in any transaction or sharing arrangement, show in column (d) the value of the goods, other assets, or services received		

[illegible]

**2a** Is the foundation directly or indirectly affiliated with, or related to, one or more tax-exempt organizations described in section 501(c) of the Code (other than section 501(c)(3)) or in section 527? ☐ Yes ☐ No

**b** If "Yes," complete the following schedule.

(a) Name of organization	(b) Type of organization	(c) Description of relationship

Under penalties of perjury, I declare that I have examined this return, including accompanying schedules and statements, and to the best of my knowledge and belief, it is true, correct, and complete. Declaration of preparer (other than taxpayer or fiduciary) is based on all information of which preparer has any knowledge.

John A. McHenry  
Signature of officer or trustee

10-15-10  
Date

Trust Officer  
Title

**Sign Here**

Paid	
Preparer's	
Use Only	

Preparer's  
signature

R. Keith Stark, Esq.

Date \_\_\_\_\_

10/15/10

Check if self-employed ☐

Preparer's identifying  
number (see **Signature** on  
page 30 of the instructions)

377-44-6039

Firm's name (or yours if self-employed), address, and ZIP code

Stark Reagan, PC, 1111 W. Long  
Lake, #202, Troy, MI 48098

FIN ▶ 38-2016115

Phone no 248/641-9955

**EXHIBITS TO LOUISE TULLER MILLER TRUST**  
**FORM 990-PF**  
**TAX YEAR BEGINNING JULY 1, 2009 AND ENDING JUNE 30, 2010**  
**Tax Id #: 38-6046007**

1. 990-PF Part II – Balance Sheets/Value of Assets Year ended June 30, 2009
2. 990-PF Part II – Balance Sheets/Value of Assets Year ended June 30, 2010
3. 990-PF Part IV – Capital Gains and Losses

PORTFOLIO SUMMARY  
AS OF 6/30/09  
MILLER, LOUISE TULLER TRUST

ACCOUNT NO. 4410020600

PAGE 2

ASSET CATEGORY	TAX COST	MARKET VALUE	UNREALIZED GAIN/LOSS	ACCRUED INCOME	YLD AT MKT/MAT
PRINCIPAL					
CASH EQUIVALENTS	95,559.22	95,559.22	0.00	11.76	0.15
FIXED INCOME TAXABLE	497,722.50	521,353.66	23,631.16	786.21	3.88
EQUITIES	683,340.80	578,297.43	105,043.37-	142.98	1.42
MINERAL ASSETS	2.00	2.00	0.00	0.00	0.00
TOTAL PRINCIPAL	1,276,624.52	1,195,212.31	81,412.21-	940.95	2.39
INCOME					
CASH EQUIVALENTS	2,025.86	2,025.86	0.00	0.18	0.15
CASH	52.67	52.67	0.00	0.00	0.00
TOTAL INCOME	2,078.53	2,078.53	0.00	0.18	0.15
TOTAL ACCOUNT	1,278,703.05	1,197,290.84	81,412.21-	941.13	2.39



### Annual Mineral Valuation

Account Title: LOUISE TULLER MILLER TRUST

Account Number: 4410020600

Time Period: 07/01/08 to 06/30/09

Net Annual Oil & Gas Income:		<u>\$0.00</u>
Multiple of months productions (normally 36)	x	<u>36</u>
Other Additions (See notes below)	+	<u>\$817.50</u>
Other Reductions (See notes below)	-	<u>\$0.00</u>
Estimated Mineral value for year:		<u>\$817.50</u>

The above represents our opinion as to the value of the minerals held by this account for the year as of 6/30/09. Our standard approach is to value minerals at 36 months of undiscounted income, based upon the most recent 12-month Income history. This has long been an accepted means of valuation of properties in the oil & gas industry, and is the same basis that many properties have been sold over the years. However, at times this may not be entirely appropriate. Accordingly, we have reviewed and considered the following factors which could either increase or decrease the value placed on these mineral interests:

1. Any significant additional drilling, development activity, or increased production;
2. Any significant sales, abandonment or decline on these properties;
3. Any significant new projects such as waterfloods, CO2, etc;
4. Any significant amounts of attractive non productive and unleased minerals;
5. Any other significant activities effective the quantity or quality of this production.

Based upon our review, we noted the following items which have caused us to adjust the valuation either up or down from our standard rule of 36 months:

50% interest 39 acres Sec 7-8N-3W, Clinton Co MI -- 19.5 net acres x \$15/bonus = \$292.50

50% interest 70 acres Sec 8-8N-3W, Clinton Co MI -- 35.0 net acres x \$15/bonus = \$525.00

Date: 8/28/2009

Signed: Philip Mettham  
Mineral Manager

MILLER, LOUISE TULLER TRUST ACCT. R68388009  
For the Period 11/1/09 to 6/30/10

## Account Summary

### PRINCIPAL

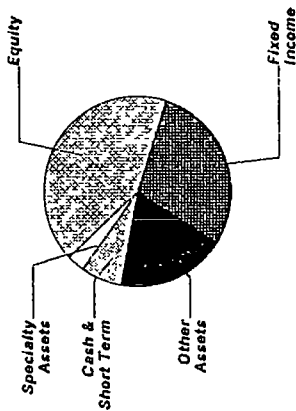
Asset Allocation	Ending Market Value	Estimated Annual Income	Current Allocation
Equity	583,517.62	4,807.31	44%
Cash & Short Term	94,456.73	47.22	7%
Fixed Income	374,465.91	14,866.22	29%
Specialty Assets	2.00		1%
Other Assets	239,880.73	1,509.78	19%
<b>Market Value</b>	<b>\$1,292,322.99</b>	<b>\$21,230.53</b>	<b>100%</b>

### INCOME

#### Cash Position

	Ending Market Value
Cash Balance	10,724.64
Accruals	934.11
<b>Market Value</b>	<b>\$11,658.75</b>

### Asset Allocation



MILLER, LOUISE TULLER TRUST ACCT. R68388009  
For the Period 11/1/09 to 6/30/10

## Account Summary CONTINUED

Tax Summary	Current Period Value	Year-to-Date Value
Domestic Dividends/Distributions	17,458.67	17,458.67
Interest Income	23.59	23.59
<b>Taxable Income</b>	<b>\$17,482.26</b>	<b>\$17,482.26</b>

	Current Period Value	Year-to-Date Value
LT Capital Gain Distributions	17.43	17.43
ST Realized Gain/Loss	6,987.81	8,446.26
LT Realized Gain/Loss	(13,940.68)	(13,940.68)
<b>Realized Gain/Loss</b>	<b>(\$6,935.44)</b>	<b>(\$5,476.99)</b>

Unrealized Gain/Loss	To-Date Value
	\$41,580.52

Cost Summary	Cost
Equity	560,596.26
Cash & Short Term	94,456.73
Fixed Income	349,478.57
Other Assets	246,208.92
<b>Total</b>	<b>\$1,250,740.48</b>




MILLER, LOUISE TULLER TRUST ACCT. R68388009  
For the Period 11/1/09 to 6/30/10

## Equity Summary

Asset Categories	Ending Market Value	Current Allocation
US Large Cap	267,578.06	20%
US Mid Cap/Small Cap	147,904.79	11%
Non US Equity	168,034.77	13%
<b>Total Value</b>	<b>\$583,517.62</b>	<b>44%</b>

### Asset Categories



### Market Value/Cost

	Current Period Value
Market Value	583,517.62
Tax Cost	560,596.26
Unrealized Gain/Loss	22,921.36
Estimated Annual Income	4,807.31
Accrued Dividends	186.13
Yield	0.82%

## Equity Detail

	Quantity	Price	Market Value	Tax Cost Adjusted Original	Unrealized Gain/Loss	Estimated Annual Income Accrued Dividends	Yield
<b>US Large Cap</b>							
FMI FDS INC	4,637.794	13.40	62,146.44	47,954.79	14,191.65	793.06	1.28%
LARGE CAP FD							
302933-20-5 FMIH X							

MILLER, LOUISE TULLER TRUST ACCT. R68388009  
For the Period 11/1/09 to 6/30/10

	Quantity	Price	Market Value	Tax Cost Adjusted Original	Unrealized Gain/Loss	Estimated Annual Income Accrued Dividends	Yield
<b>US Large Cap</b>							
HARTFORD CAPITAL APPRECIATION FUND 416649-30-9 ITHI X	940.695	27.60	25,963.18	23,000.00	2,963.18	403.55	1.55%
JPMORGAN INTREPID AMERICA FUND SELECT SHARE CLASS FUND 1206 4812A2-10-8 JPIA X	844.726	18.68	15,779.48	13,654.36	2,125.12	324.37	2.06%
JPMORGAN LARGE CAP GROWTH FUND SELECT SHARE CLASS FUND 3118 4812C0-53-0 SEEG X	2,677.080	15.79	42,271.09	32,472.98	9,798.11	5.35	0.01%
JPMORGAN TRI US LARGE CAP VALUE PLUS SELECT SHARE CLASS FUND 1513 4812A4-65-8 JTVS X	1,240.808	10.83	13,437.95	11,625.54	1,812.41	69.48	0.52%
JPMORGAN TRI MKT NEUTRL SEL 48121A-71-2 JMNS X	1,338.224	15.39	20,595.27	21,010.12	(414.85)		
JPMORGAN US LARGE CAP CORE PLUS FUND SELECT FUND 1002 4812A2-38-9 JLPS X	3,685.644	16.82	61,992.53	78,838.30	(16,845.77)	420.16	0.68%
SPDR S&P 500 ETF TRUST 78462F-10-3 SPY	246.000	103.22	25,392.12	26,397.01	(1,004.89)	519.06	2.04%
<b>Total US Large Cap</b>	<b>15,610.971</b>		<b>\$267,578.06</b>	<b>\$254,953.10</b>	<b>\$12,624.96</b>	<b>\$2,535.03</b>	<b>0.95%</b>

# J.P.Morgan

MILLER, LOUISE TULLER TRUST ACCT. R68388009  
For the Period 11/1/09 to 6/30/10

	Quantity	Price	Market Value	Tax Cost Adjusted Original	Unrealized Gain/Loss	Estimated Annual Income Accrued Dividends	Yield
<b>US Mid Cap/Small Cap</b>							
ASTON FDS TAMRO S CAP I 00078H-14-1 ATSI X	1,475.651	16.24	23,964.57	20,127.88	3,836.69	20.65	0.09%
ISHARES RUSSELL MIDCAP INDEX FUND 464287-49-9 IWR	460.000	80.43	36,997.80	35,653.15	1,344.65	559.82	1.51%
JPMORGAN MARKET EXPANSION INDEX FUND SELECT SHARE CLASS FUND 3708 4812C1-63-7 PGMI X	1,710.914	8.45	14,457.22	11,600.00	2,857.22	140.29 36.60	0.97%
JPMORGAN MID CAP GROWTH SELECT SHARE CLASS FUND 3120 4812C1-71-0 HLGE X	1,479.316	17.46	25,828.86	28,576.39	(2,747.53)		
JPMORGAN TRI HIGHBRIDGE STATISTICAL MARKET NEUTRAL FUND SELECT SHARES FUND # 1011 4812A2-43-9 HSKS X	1,329.203	15.48	20,576.06	21,538.80	(962.74)	43.86	0.21%
JPMORGAN US REAL ESTATE FUND SELECT SHARE CLASS FUND 3037 4812C0-61-3 SUJE X	2,007.720	12.99	26,080.28	34,891.68	(8,811.40)	513.97 149.53	1.97%
<b>Total US Mid Cap/Small Cap</b>	<b>8,462.804</b>		<b>\$147,904.79</b>	<b>\$152,387.90</b>	<b>(\$4,483.11)</b>	<b>\$1,278.59 \$186.13</b>	<b>0.86%</b>
<b>Non US Equity</b>							
DODGE & COX INTERNATIONAL STOCK 256206-10-3 DODF X	1,038.462	28.39	29,481.94	32,400.00	(2,918.06)	452.76	1.54%

MILLER, LOUISE TULLER TRUST ACCT. R68388009  
For the Period 11/1/09 to 6/30/10

	Quantity	Price	Market Value	Tax Cost Adjusted Original	Unrealized Gain/Loss	Estimated		Yield
						Annual Income	Accrued Dividends	
Non US Equity								
IVY GLOBAL NATURAL RESOURCE-I 465899-50-8 IGNI X	2,021.814	15.57	31,479.64	25,919.89	5,559.75	88.95		0.28%
JPMORGAN ASIA EQUITY FUND SELECT SHARE CLASS FUND 1134 4812A0-70-6 JPAS X	1,382.879	29.24	40,435.38	40,684.00	(248.62)	159.03		0.39%
NUVEEN NWQ VALUE OPPORTUNITIES FUND 67064Y-63-6 NVOR X	481.557	29.87	14,384.11	11,388.83	2,995.28	54.89		0.38%
T ROWE PRICE INTERNATIONAL FUNDS INC NEW ASIA FUND 77956H-50-0 PRAS X	2,828.588	16.11	45,568.55	36,312.86	9,255.69	226.28		0.50%
THREADNEEDLE ASIA PACIFIC FUND - R5 768915-73-8 TAPR X	589.000	11.35	6,685.15	6,549.68	135.47	11.78		0.18%
Total Non US Equity	8,342.300		\$168,034.77	\$153,255.26	\$14,779.51	\$993.69		0.59%



MILLER, LOUISE TULLER TRUST ACCT. R68388009  
For the Period 11/1/09 to 6/30/10

## Cash & Short Term Summary\*

Asset Categories	Ending Market Value	Current Allocation	Asset Categories
Cash	94,456 73	7%	 Cash & Short Term

\*Includes Principal balances only

Market Value/Cost	Current Period Value
Market Value	94,456 73
Tax Cost	94,456 73
Estimated Annual Income	47 22
Yield	0 05%

Note. <sup>1</sup> This is the Annual Percentage Yield (APY) which is the rate earned if balances remain on deposit for a full year with compounding, there is no change in the interest rate and all interest is left in the account.

## Cash & Short Term Detail

Cash	Quantity	Price	Market Value	Tax Cost Adjusted Original	Unrealized Gain/Loss	Estimated Annual Income Accrued Interest	Yield
US DOLLAR PRINCIPAL	94,456 73	1 00	94,456 73	94,456 73		47 22	0 05% <sup>1</sup>



MILLER, LOUISE TULLER TRUST ACCT. R68388009  
For the Period 11/1/09 to 6/30/10

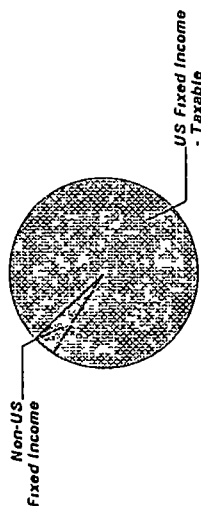
## Fixed Income Summary

Asset Categories	Ending Market Value	Current Allocation
US Fixed Income - Taxable	361,104.78	28%
Non-US Fixed Income	13,361.13	1%
<b>Total Value</b>	<b>\$374,465.91</b>	<b>29%</b>

### Asset Categories



Market Value/Cost	Current Period Value
Market Value	374,465.91
Tax Cost	349,478.57
Unrealized Gain/Loss	24,987.35
Estimated Annual Income	14,866.22
Accrued Interest	747.98
Yield	3.97%



### SUMMARY BY MATURITY

Fixed Income	Market Value	% of Bond Portfolio
Less than 5 years <sup>1</sup>	374,465.91	100%

<sup>1</sup> The years indicate the number of years until the bond is scheduled to mature based on the statement end date. Some bonds may be called, or paid in full, before their stated maturity.

### SUMMARY BY TYPE

Fixed Income	Market Value	% of Bond Portfolio
International Bonds	13,361.13	4%
Mutual Funds	361,104.78	96%
<b>Total Value</b>	<b>\$374,465.91</b>	<b>100%</b>

MILLER, LOUISE TULLER TRUST ACCT. R68388009  
For the Period 11/1/09 to 6/30/10

## Fixed Income Detail

	Quantity	Price	Market Value	Tax Cost		Unrealized Gain/Loss	Estimated	
				Adjusted Original	Annual Income		Accrued Interest	Yield
US Fixed Income - Taxable								
GOLDMAN SACHS TRUST HIGH YIELD FUND INSTITUTIONAL SHS 38141W-67-9	2,480 000	6 92	17,161 60	17,533 60		(372 00)	1,364 00	7.95 %
FIDELITY ADVISOR HIGH INCOME ADVANTAGE FUND 315807-87-5	3,871.541	8.63	33,411.40	22,479.23		10,932.17	2,055.78	6.15 %
JPMORGAN STRATEGIC INCOME OPPORTUNITIES FUND 3844 30-Day Annualized Yield. 2.63% 4812A4-35-1	3,574 021	11 57	41,351.42	36,041.71		5,309 72	1,397.44 100.07	3.38 %
JPMORGAN CORE BOND FUND SELECT SHARE CLASS FUND 3720 30-Day Annualized Yield: 3 41% 4812C0-38-1	3,414 668	11 46	39,132 10	35,307.67		3,824.43	1,546.84 112.68	3.95 %
JPMORGAN HIGH YIELD BOND FUND SELECT CLASS FUND 3580 30-Day Annualized Yield: 7.86% 4812C0-80-3	5,755 060	7.70	44,313.96	46,810.53		(2,496 57)	3,619.93 316.53	8.17 %
JPMORGAN SHORT DURATION BOND FUND SELECT CLASS FUND 3133 30-Day Annualized Yield: 1 48% 4812C1-33-0	14,579 750	10 95	159,648 26	154,107.95		5,540.31	3,688.67 218.70	2.31 %

J.P.Morgan

MILLER, LOUISE TULLER TRUST ACCT. R68388009  
For the Period 11/1/09 to 6/30/10

	Quantity	Price	Market Value	Tax Cost	Unrealized Gain/Loss	Estimated	Yield
				Adjusted Original		Annual Income Accrued Interest	
US Fixed Income - Taxable							
ISHARES BARCLAYS TIPS BOND FUND 464287-17-6	244 000	106.91	26,086 04	23,047.86	3,038.18	959.89	3.68 %
Total US Fixed Income - Taxable	33,919,040		\$361,104.78	\$335,328.55	\$25,776.24	\$14,632.55 \$747.98	4.05 %
Non-US Fixed Income							
DREYFUS/LAUREL FDS TR PRM EMRGN MK I 261980-49-4	998 590	13.38	13,361.13	14,150 02	(788.89)	233.67	1.75 %



18340731880201378206  
18540730280010025606

## Specialty Assets Summary

Asset Categories	Ending Estimated Value	Current Allocation
Oil & Gas	2.00	1%

### Asset Categories



## Specialty Assets Detail

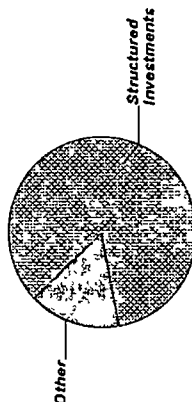
	Estimated Value Estimated Cost	Gross Income	Production Tax	Expenses	Net Income	Depletion	Net Income After Depletion
<b>Oil &amp; Gas</b>							
50% MI IN W/2 NW/4 SEC 8-8N-3W, CLINTON CO., MI	1.00						
70 ACRES RE MINERAL INTEREST Bearer 997708-97-5	1.00						
50% MI, 39 AC IN NE/4 NE/4 SEC 7-8N-3W, CLINTON CO., MI RE	1.00						
MINERAL INTEREST Bearer 997708-97-6							
<b>Total Oil &amp; Gas</b>	\$2.00	\$0.00	\$0.00	\$0.00	\$0.00	\$0.00	\$0.00

MILLER, LOUISE TULLER TRUST ACCT. R68388009  
For the Period 11/1/09 to 6/30/10

## Other Assets Summary

Asset Categories	Ending Estimated Value	Current Allocation
Structured Investments	201,039.56	16%
Other	38,841.17	3%
<b>Total Value</b>	<b>\$239,880.73</b>	<b>19%</b>

### Asset Categories



Market Value/Cost	Current Period Value
Estimated Value	239,880.73
Tax Cost	246,208.92
Estimated Gain/Loss	(6,328.19)
Estimated Annual Income	1,509.78
Yield	0.63%

## Other Assets Detail

	Quantity	Price	Estimated Value	Cost Adjusted Original	Estimated Gain/Loss	Accruals
<b>Structured Investments</b>						
BARC 12M EAFE BREN	15,000.000	94.48	14,172.00	14,850.00	(678.00)	
02/10/11 (10%BUFFER-						
2XLEV-6.274%CAP-12.548%MAXPYMT)						
INITIAL LEVEL-1/22/10 SX5E:2836.80						
UKX:5302 99 TPX:940.94						
06740J-RK-8						

MILLER, LOUISE TULLER TRUST ACCT. R68388009  
For the Period 11/1/09 to 6/30/10

	Quantity	Price	Estimated Value	Cost Adjusted Original	Estimated Gain/Loss	Accruals
<b>Structured Investments</b>						
BARC 12M SPX BREN 11/03/10 (10%BUFF -2XLEV-7 1%CAP-14 2%MXPYMT) INITIAL LEVEL-SPX 10/16/09: 1087 68 06739J-N7-4	10,000,000	98.88	9,888.00	9,900.00	(12.00)	
CREDIT SUISSE MKT PLUS NOTE LKED TO THE S&P 500 INDEX MAT-11/19/10 (70% CONTIN BARRIER-3.5%PMT-UNCAPPED INITIAL LEVEL-SPX 5/15/09.882.88 22546E-JC-9	23,000,000	117.95	27,128.50	22,770.00	4,358.50	
CS EAFE BREN 08/05/10 (10%BUFFER-2XLEV 9.7145%CAP-19 429% MAXPYMT) INITIAL LEVEL-7/17/09.SX5E.2469.20 UKX 4388.75 TPX.878.29 22546E-LD-4	12,000,000	99.79	11,974.80	11,880.00	94.80	
CS 12M ASIA BREN 01/12/11 (10%BUFF -2XLEV-9 9%CAP-19.8%MXPYMT) INITIAL LEVEL-ASIA:12/11/09 100.00 22546E-QN-7	25,000,000	92.68	23,170.00	24,750.00	(1,580.00)	
CS 12M SPX NOTE 05/02/11 (80%KO BAR -0%CPN-7%CAP) INITIAL LEVEL- SPX.4/01/10: 1178.10 22546E-UD-4	40,000,000	86.92	34,768.00	39,680.00	(4,912.00)	

MILLER, LOUISE TULLER TRUST ACCT. R68388009  
For the Period 11/1/09 to 6/30/10

	Quantity	Price	Estimated Value	Cost Adjusted Original	Estimated Gain/Loss	Accruals
<b>Structured Investments</b>						
DB ASIA BREN 07/10/11 (10%BUFFER- 10 05%CAP-20.1%MAXPYMT) INITIAL LEVEL-ASIA BASKET:05/20/10- 100 00 2515A0-4L-4	10,000,000	101.88	10,188 00	9,900 00	288 00	
DB 12M ASIA BREN 03/17/11 (10%BUFF -2XLEV-8 83%CAP-17 66%MXPYMT) INITIAL LEVEL-ASIA:2/26/10 100.00 2515A0-2S-1	10,000,000	100 15	10,015 00	9,900.00	115.00	
GS 12M EAFE BREN 10/21/10 (10% BUFFER-2XLEV-7.56%CAP 15 12% MAXPYMT) INITIAL LEVEL-10/02/09:5X5E.2760 60 UKX 4988.70 TPX 874 67 38143U-ER-8	15,000 000	100 15	15,022.50	14,850.00	172.50	
GS 15M MID CALLABLE CONTINGENT 07/21/2011 (80 00% CONTIN BARRIER-0% PMT -7% CAP) INITIAL LEVEL-MID:4/09/10: 814 48 38143U-HR-5	28,000,000	86.69	24,273.76	27,756.40	(3,482 64)	
HSBC EAFE BREN 11/03/10 (10%8BUFFER-2XLEV-7.4%CAP-14.8% MAXPYMT) INITIAL LEVEL-10/16/09 .5X5E:2893.53 UKX:5190.24 TPX:900.95 4042K0-B6-1	10,000 000	95.10	9,510 00	9,900 00	(390 00)	

MILLER, LOUISE TULLER TRUST ACCT. R68388009  
For the Period 11/1/09 to 6/30/10

	Quantity	Price	Estimated Value	Cost Adjusted Original	Estimated Gain/Loss	Accruals
<b>Structured Investments</b>						
HSBC 18M SPX MKT PLS NOTE 01/20/11 (70% CONTIN BARRIER-4.3%PMT- UNCAPPED) INITIAL LEVEL-SPX:07/22/09: 940 38 4042KO-YD-1	10,000,000	109.29	10,929.00	9,900.00	1,029.00	
<b>Total Structured Investments</b>	<b>208,000,000</b>		<b>\$201,039.56</b>	<b>\$206,036.40</b>	<b>(\$4,996.84)</b>	
<b>Other</b>						
EATON VANCE MUT FDS TR GLOBAL MACRO - I 277923-72-8 EIGM X	2,495.520	10.39	25,928.45	25,903.50	24.95	
HIGHBRIDGE DYNAMIC COMMODITIES STRATEGY FUND - SE 48121A-67-0 HDCS X	928.973	13.90	12,912.72	14,269.02	(1,356.30)	
<b>Total Other</b>	<b>3,424.493</b>		<b>\$38,841.17</b>	<b>\$40,172.52</b>	<b>(\$1,331.35)</b>	



### Annual Mineral Valuation

Account Title LOUISE TULLER MILLER TRUST Account Number: R68388009

Time Period 07/01/09 to 06/30/10

Net Annual Oil & Gas Income:		<u>\$0.00</u>
Multiple of months productions (normally 36)	x	<u>36</u>
Other Additions (See notes below)	+	<u>\$817.50</u>
Other Reductions (See notes below)	-	<u>\$0.00</u>
Estimated Mineral value for year:		<u>\$817.50</u>

The above represents our opinion as to the value of the minerals held by this account for the year as of 6/30/09. Our standard approach is to value minerals at 36 months of undiscounted income, based upon the most recent 12-month income history. This has long been an accepted means of valuation of properties in the oil & gas industry, and is the same basis that many properties have been sold over the years. However, at times this may not be entirely appropriate. Accordingly, we have reviewed and considered the following factors which could either increase or decrease the value placed on these mineral interests:

1. Any significant additional drilling, development activity, or increased production;
2. Any significant sales, abandonment or decline on these properties;
3. Any significant new projects such as waterfloods, CO<sub>2</sub>, etc;
4. Any significant amounts of attractive non productive and unleased minerals;
5. Any other significant activities effective the quantity or quality of this production

Based upon our review, we noted the following items which have caused us to adjust the valuation either up or down from our standard rule of 36 months:

Non producing interests

50% interest 39 acres Sec 7-8N-3W, Clinton Co MI -- 19.5 net acres x \$15/bonus = \$292.50

50% interest 70 acres Sec 8-8N-3W, Clinton Co MI -- 35.0 net acres x \$15/bonus = \$525.00

Date: 9/23/2010

Signed: Philip Mettham  
Mineral Manager

PERORGAN

ACCOUNT: 410020500 MILLER, LOUISE TULLER TRUST  
TAX ID: 93-6045007 ACC TYPE: 6 CAPACITY: 11 ACCT. 128 ADM. 911 MGR 49  
ADMIN 02/10/10 11.17

GAIN/LOSS PREPARE REPORT FROM 07/01/09 TO 12/31/09

REPORTING FOR ACCOUNT: 4410070500 (LD. 745) MILLER, LOUISE TULLER TRUST  
MIROR ASSET CLASSES EXCLUDED

SUMMARY WILL BE SORTED BY TRADE DATE

QUALIFICATION CRITERIA FOR REPORTING

GAIN/LOSS SCHEDULE

DATE	SHARES/PAR	DESCRIPTION	DATE ACQUIRED	DATE SOLD/DCD	NET PROCEEDS	PURCHASE COST	GAIN (LOSS)
3/17/09	270 00000	15SHARES MSCI ASIA S&P 500	5/03/09	9/14/09	13775.33	12330.09	1445.14
10/10/09	712 00000	ASTOR FDS TRURO SMALL CAP FD CL I.	5/13/09	10/23/09	11272.50	9984.48	1288.12
						TOTAL	2733.46
						NET CTR ST GAIN/LOSS	NOT REPORTED**
						CAPITAL GAIN DISTRIBUTIONS	0.00
						MISC ST GAIN/LOSS	0.00
						ST CAPITAL LOSS CARRYOVER	0.00
						NET ST GAIN/LOSS	2733.46
3/19/09	437 00000	JPMORGAN ASIA EQUITY FUND	3/28/07	9/11/09	14760.90	21231.54	-6520.64
9/14/09	24 00000	JPMORGAN INTRSPID INTL FD SBLACT CL	3/28/07	9/11/09	178.48	6715.72	-258.24
10/16/09	144 00000	JPMORGAN INTRSPID AMERICA FUND	9/28/07	10/15/09	2933.38	4232.64	-1359.36
						TOTAL	-8158.24
						NET CTR LT GAIN/LOSS	NOT REPORTED**
						CAPITAL GAIN DISTRIBUTIONS	0.00
						MISC LT GAIN/LOSS	0.00
						LT CAPITAL LOSS CARRYOVER	0.00
						NET LT GAIN/LOSS	-8158.24

\*\* - COMMON FUNDS EXCLUDED BECAUSE ACCOUNT HAS A NON-CALENDAR FISCAL YEAR END

PENDING ITEMS

DATE	SHARES/PAR	DESCRIPTION	THEORETICAL SALE DATE	NET PROCEEDS	GAIN (LOSS)
------	------------	-------------	-----------------------	--------------	-------------

- NONE -

ADOT 5416 461026002  
FROM 17/01/2002  
TO 30/01/2010

JPMORGAN CHASE BANK, NA  
STATEMENT OF CAPITAL GAINS AND LOSSES  
MILLER, LOUISE FULLER TRUST  
HAFRY STARK  
TRUST YEAR ENDING 06/30/2010

PAGE 30

RUN 07/21/2010  
10:37:00 AM

TAX REFERENCE JAO  
TRUST ADMINISTRATOR KAK  
INVESTMENT OFFICER

LEGEND: F - FEDERAL S - STATE I - UNREFRITED  
E - EXEMPT FROM STATE U - ACQ COST UNKNOWN

PROPERTY DESCRIPTION	SHARES	DATE	SALES PRICE	COST BASIS	GAIN/LOSS	TERM
151 0000 ASTON FDS TAMRO SMALL CAP FD CL I+ - 00078H141 - MINOR - 65						
SOLD		05/13/2010	6203.95			
ACQ	351.0000	05/13/2009	6303.95	4787.64	1516.32	LT15
3123 0000 ARTIO INTERNATIONAL EQUITY II - I - 04315J837 - MINOR - 65						
SOLD		06/02/2010	35055.00			
ACQ	3410 0000	03/10/2009	35055.00	26744.40	8310.60	LT15
13000 0000 BARCLAYS BREN AIB 12/16/09 - 06738QWP9 - MINOR - 37						
SOLD		12/16/2009	31000.00			
ACQ	33000.0000	11/26/2008	33000.00	32672.00	328.00	LT15
33000 0000 BARCLAYS BREN AIB 12/16/09 - 06738QWP9 - MINOR - 37						
SOLD		12/16/2009	33000.00			
ACQ	33000 0000	11/26/2008	33000.00	32670.00	330.00	LT15
33000 0000 BARCLAYS BREN AIB 12/16/09 - 06738QWP9 - MINOR - 37						
SOLD		12/29/2009	48939.00			
ACQ	33000 0000	11/26/2008	43929.00	22670.00	16269.00	LT15
15100 0000 BAPT SM RTY TACTICAL TRADE - 06740JH07						
SOLD		01/12/2010	26750.00			
ACQ	25000 0000	01/08/2010	26750.00	24812.50	1937.50	ST
24000 0000 CREDIT SUISSE BREN SPX						
SOLD		06/23/2010	28272.00			
ACQ	24000 0000	06/05/2009	26272.00	23750.00	4522.00	LT15
75000 0000 GF SM PTY TACTICAL NOTE - 24113JH05						
SOLD		12/31/2009	26750.00			
ACQ	25000 0000	10/23/2009	26750.00	24812.50	1937.50	ST
14000 0000 GF SM SPX NOTE - 39143JH10						
SOLD		01/01/2010	42800.00			
ACQ	40000 0000	11/13/2009	42800.00	39700.00	3100.00	ST
105 0000 ISHARES BARCLAYS TIPS BOND FUND - 464287176 - MINOR = 63						
SOLD		04/22/2010	10972.89			
ACQ	25.0000	11/17/2009	8228.44	2028.37	659.51	LT15
20.0000		02/24/2010	2031.41	2076.60	12.31	ST
158 0000 ISHARES BARCLAYS TIPS BOND FUND - 464287176 - MINOR = 60						
SOLD		01/30/2010	14623.47			
ACQ	123 0000	11/12/2008	14623.47	13035.26	1588.21	LT15
23 0000 ISHARES BARCLAYS TIPS BOND FUND - 464287176 - MINOR = 63						
SOLD		06/02/2010	2426.69			
ACQ	22 0000	11/12/2008	2426.69	2177.54	254.15	LT15
450 0000 ISHARES TR RUSSELL 2000 INDEX FD - 464287655 - MINOR = 62						
SOLD		10/29/2009	26741.17			
ACQ	453 0000	07/29/2009	26241.17	24792.72	1458.45	ST
245 0000 JPMORGAN INTERNATIONAL VALUE FUND - 4812A0565 - MINOR = 59						
SOLD		05/19/2010	2733.10			
ACQ	245.0000	05/28/2007	2733.10	4670.32	-2131.23	LT15
1126 1410 JPMORGAN INTERNATIONAL VALUE FUND - 4812A0565 - MINOR = 59						
SOLD		05/03/2010	32761.96			
ACQ	2146 1410	09/22/2007	32761.96	62144.25	-29382.29	LT15
484 0000 JPMORGAN INTREPID AMERICA FUND - 4812A2108 - MINOR = 59						
SOLD		05/19/2010	9930.04			
ACQ	2060	05/18/2009	5.21	4.96	1.25	LT15
462 6310		09/29/2007	9873.83	14193.13	-4322.36	LT15
879 1210 JPMORGAN INTREPID INTL FD SELECT CL - 4812A2215 - MINOR = 59						
SOLD		01/04/2010	12645.45			
ACQ	818 1210	09/28/2007	12645.45	21824.52	-2189.14	LT15
151 0000 JPMORGAN US LARGE CAP CORE PLUS FUND SRI - 4812A2303 - MINOR = 59						
SOLD		05/19/2010	2752.72			
ACQ	152 0000	09/28/2007	2752.72	3251.38	-436.65	LT15
834 7000 JPMORGAN HIGHPRIDGE STAT MKT NEW FUND - 4812A2439 - MINOR = 59						
SOLD		04/09/2010	13263.38			
ACQ	834 7000	07/11/2008	13263.38	13238.94	24.44	LT15
3076 0000 JPMORGAN CORE BOND FUND - 4812C0281 - MINOR = 60						
SOLD		11/13/2009	34451.20			
ACQ	2676 0000	05/31/2009	34451.20	21005.84	2645.26	LT15
2613 0000 JPMORGAN CORE BOND FUND - 4812C0191 - MINOR = 60						
SOLD		06/03/2010	29630.43			
ACQ	2619 0000	05/31/2009	29630.41	27090.46	2540.35	LT15
1375 0000 JPMORGAN SHORT DURATION BOND FUND - 4812C0130 - MINOR = 60						
SOLD		02/24/2010	20475.00			
ACQ	1675 0000	09/28/2007	20475.00	19813.75	661.25	LT15
1221 0000 JPMORGAN DIVERSIFIED MID CAP GROWTH - 4812C0170 - MINOR = 59						
SOLD		07/24/2010	22160.76			
ACQ	1223 0000	09/28/2007	22160.76	29607.82	-7447.06	LT15
TOTALS			430051.20	455545.62		

# SUMMARY OF CAPITAL GAINS/LOSSES

FEDERAL	SHORT TERM	LONG TERM 28%	LONG TERM 15%	ST WASH SALE	LT WASH SALE	1250 GAIN
SUBTOTAL FROM ABOVE	9446.26	0.00	-13940.64	0.00	0.00	0.00
COMMON TRUST FUND	0.00	0.00	0.00			0.00
CAPITAL GAIN DIVIDENDS	427.61	0.00	17.43			0.00
	9933.17	0.00	-13923.25	0.00	0.00	0.00

ACCT 00000000000000000000  
FROM 07/01/2009  
TO 06/30/2010

JPMORGAN CHASE BANK, NA  
STATEMENT OF CAPITAL GAINS AND LOSSES  
MILLER, LOUISE TULLER TRUST  
HARRY STARK  
TRUST YEAR ENDING 06/30/2010

PAGE 21

RUN 07/21/2010  
10:27:00 AM

TAX PREPARED JAC  
TRUST ADMINISTRATOR KAK  
INVESTMENT OFFICER

LEGEND F - FEDERAL S - STATE I - INHERITED  
B - EXEMPT FROM STATE U - UNKNOWN COST BASIS

PROPERTY DESCRIPTION	SHARES	DATE	SALES PRICE	COST BASIS	GAIN/LOSS	TERM
STATE						
SUBTOTAL FROM ABOVE	2446.26	0 00	-13340.63	0 00	0 00	0 00
COMMON TRUST FUND	0 00	0.00	0.00			0 00
CAPITAL GAIN DIVIDENDS	427.61	0 00	17.43			0 00
	8933.87	0.00	-13323.20	0 00	0 00	0 00
* - 1250 GAIN DETAILED ON TRAMS PAGES, NOT ABOVE						

CAPITAL LOSS CARRYOVER

FEDERAL	0 00	0 00
MICHIGAN	0 00	0 00