



See a Social Security Number? Say Something!
Report Privacy Problems to <https://public.resource.org/privacy>
Or call the IRS Identity Theft Hotline at 1-800-908-4490



Form 990  Department of the Treasury Internal Revenue Service	Return of Organization Exempt From Income Tax Under section 501(c), 527, or 4947(a)(1) of the Internal Revenue Code (except black lung benefit trust or private foundation)	OMB No 1545-0047 <div> <div>2009</div> <div>Open to Public Inspection</div> </div>
	The organization may have to use a copy of this return to satisfy state reporting requirements	

A For the 2009 calendar year, or tax year beginning 07-01-2009 and ending 06-30-2010

B Check if applicable <input type="checkbox"/> Address change <input type="checkbox"/> Name change <input type="checkbox"/> Initial return <input type="checkbox"/> Terminated <input type="checkbox"/> Amended return <input type="checkbox"/> Application pending	Please use IRS label or print or type. See Specific Instructions.	C Name of organization Healthwise Incorporated		D Employer identification number 23-7455145
		Doing Business As		E Telephone number (208) 345-1161
		Number and street (or P O box if mail is not delivered to street address) PO Box 1989	Room/suite	G Gross receipts \$ 28,696,072
		City or town, state or country, and ZIP + 4 Boise, ID 83701		
		F Name and address of principal officer		
I Tax-exempt status <input checked="" type="checkbox"/> 501(c) (3) <input type="checkbox"/> (insert no) <input type="checkbox"/> 4947(a)(1) or <input type="checkbox"/> 527		H(a) Is this a group return for affiliates? <input type="checkbox"/> Yes <input checked="" type="checkbox"/> No		
J Website: <input checked="" type="checkbox"/> www.healthwise.org		H(b) Are all affiliates included? <input type="checkbox"/> Yes <input checked="" type="checkbox"/> No If "No," attach a list (see instructions)		
		H(c) Group exemption number <input type="checkbox"/>		

K Form of organization <input checked="" type="checkbox"/> Corporation <input type="checkbox"/> Trust <input type="checkbox"/> Association <input type="checkbox"/> Other <input type="checkbox"/>	L Year of formation 1975	M State of legal domicile ID
---	---------------------------------	-------------------------------------

Part I Summary

Activities & Governance	1	Briefly describe the organization's mission or most significant activities SEE SCHEDULE O	
	2	Check this box <input type="checkbox"/> if the organization discontinued its operations or disposed of more than 25% of its net assets	
	3	Number of voting members of the governing body (Part VI, line 1a)	3 _____
	4	Number of independent voting members of the governing body (Part VI, line 1b)	4 _____
5	Total number of employees (Part V, line 2a)	5 _____ 24	
6	Total number of volunteers (estimate if necessary)	6 _____	
7a	Total gross unrelated business revenue from Part VIII, column (C), line 12	7a _____	
b	Net unrelated business taxable income from Form 990-T, line 34	7b _____	







Revenue			Prior Year	Current Year
	8	Contributions and grants (Part VIII, line 1h)		225
	9	Program service revenue (Part VIII, line 2g)	15,050	4,950
	10	Investment income (Part VIII, column (A), lines 3, 4, and 7d)	97,523	15,498
	11	Other revenue (Part VIII, column (A), lines 5, 6d, 8c, 9c, 10c, and 11e)	23,931,923	23,986,105
	12	Total revenue—add lines 8 through 11 (must equal Part VIII, column (A), line 12)	24,044,496	24,006,778

Expenses	13	Grants and similar amounts paid (Part IX, column (A), lines 1–3)		0
	14	Benefits paid to or for members (Part IX, column (A), line 4)		0
	15	Salaries, other compensation, employee benefits (Part IX, column (A), lines 5–10)	19,553,285	19,831,089
	16a	Professional fundraising fees (Part IX, column (A), line 11e)		0
	b	Total fundraising expenses (Part IX, column (D), line 25) <u>▶⁰</u>		
	17	Other expenses (Part IX, column (A), lines 11a–11d, 11f–24f)	4,266,618	4,092,200
	18	Total expenses Add lines 13–17 (must equal Part IX, column (A), line 25)	23,819,903	23,923,289
	19	Revenue less expenses Subtract line 18 from line 12	224,593	83,489

		Beginning of Current Year	End of Year
Net Assets or Fund Balances	20 Total assets (Part X, line 16)	23,076,826	22,620,186
	21 Total liabilities (Part X, line 26)	6,157,190	5,617,300
	22 Net assets or fund balances Subtract line 21 from line 20	16,919,636	17,002,886

Part II Signature Block

Sign Here	Under penalties of perjury, I declare that I have examined this return, including accompanying schedules and statements, and to the best of my knowledge and belief, it is true, correct, and complete. Declaration of preparer (other than officer) is based on all information of which preparer has any knowledge.	
	***** Signature of officer	2011-01-20 Date
	A James Balkins III TREASURER, CSO, CFO Type or print name and title	

Paid Preparer's Use Only	Preparer's signature 	Dennis R Reinstein CPA ABV ASA	Date	Check if self-employed  	Preparer's identifying number (see instructions)
	Firm's name (or yours if self-employed), address, and ZIP + 4 	Hooper Cornell PLLC 250 Bobwhite Court Suite 300 Boise, ID 83706			EIN 
					Phone no  (208) 344-2527

May the IRS discuss this return with the preparer shown above? (see instructions) ☐ Yes ☐ No

Part III

Statement of Program Service Accomplishments

1

Briefly describe the organization's mission

To help people make better health decisions by developing and disseminating consumer health INFORMATION AND TOOLS

2

Did the organization undertake any significant program services during the year which were not listed on the prior Form 990 or 990-EZ?

Yes

☒

No

If "Yes," describe these new services on Schedule O

3

Did the organization cease conducting, or make significant changes in how it conducts, any program services?

Yes

☒

No

If "Yes," describe these changes on Schedule O

4

Describe the exempt purpose achievements for each of the organization's three largest program services by expenses

Section 501(c)(3) and 501(c)(4) organizations and section 4947(a)(1) trusts are required to report the amount of grants and allocations to others, the total expenses, and revenue, if any, for each program service reported

4a

(Code

) (Expenses \$

19,652,198

including grants of \$

) (Revenue \$

23,991,055)

Develop, promote and disseminate, through various organizations, health education information and tools to support consumers' health related decisions

4b

(Code

) (Expenses \$

including grants of \$

) (Revenue \$

)

4c

(Code

) (Expenses \$

including grants of \$

) (Revenue \$

)

4d

Other program services (Describe in Schedule O)

(Expenses \$

including grants of \$

) (Revenue \$

)

4e
















Total program service expenses

\$

19,652,198

Form 990 (2009)

Part IV Checklist of Required Schedules

		Yes	No
1	Is the organization described in section 501(c)(3) or 4947(a)(1) (other than a private foundation)? If "Yes," complete Schedule A 	1	Yes
2	Is the organization required to complete Schedule B, Schedule of Contributors?	2	No
3	Did the organization engage in direct or indirect political campaign activities on behalf of or in opposition to candidates for public office? If "Yes," complete Schedule C, Part I 	3	No
4	Section 501(c)(3) organizations. Did the organization engage in lobbying activities? If "Yes," complete Schedule C, Part II 	4	Yes
5	Section 501(c)(4), 501(c)(5), and 501(c)(6) organizations. Is the organization subject to the section 6033(e) notice and reporting requirement and proxy tax? If "Yes," complete Schedule C, Part III 	5	No
6	Did the organization maintain any donor advised funds or any similar funds or accounts where donors have the right to provide advice on the distribution or investment of amounts in such funds or accounts? If "Yes," complete Schedule D, Part I 	6	No
7	Did the organization receive or hold a conservation easement, including easements to preserve open space, the environment, historic land areas or historic structures? If "Yes," complete Schedule D, Part II 	7	No
8	Did the organization maintain collections of works of art, historical treasures, or other similar assets? If "Yes," complete Schedule D, Part III 	8	No
9	Did the organization report an amount in Part X, line 21, serve as a custodian for amounts not listed in Part X, or provide credit counseling, debt management, credit repair, or debt negotiation services? If "Yes," complete Schedule D, Part IV 	9	No
10	Did the organization, directly or through a related organization, hold assets in term, permanent, or quasi-endowments? If "Yes," complete Schedule D, Part V 	10	No
11	Is the organization's answer to any of the following questions "Yes"? If so, complete Schedule D, Parts VI, VII, VIII, IX, or X as applicable. 	11	Yes
	◆ Did the organization report an amount for land, buildings, and equipment in Part X, line 10? If "Yes," complete Schedule D, Part VI.		
	◆ Did the organization report an amount for investments—other securities in Part X, line 12 that is 5% or more of its total assets reported in Part X, line 16? If "Yes," complete Schedule D, Part VII.		
	◆ Did the organization report an amount for investments—program related in Part X, line 13 that is 5% or more of its total assets reported in Part X, line 16? If "Yes," complete Schedule D, Part VIII.		
	◆ Did the organization report an amount for other assets in Part X, line 15 that is 5% or more of its total assets reported in Part X, line 16? If "Yes," complete Schedule D, Part IX.		
	◆ Did the organization report an amount for other liabilities in Part X, line 25? If "Yes," complete Schedule D, Part X.		
	◆ Did the organization's separate or consolidated financial statements for the tax year include a footnote that addresses the organization's liability for uncertain tax positions under FIN 48? If "Yes," complete Schedule D, Part X.		
12	Did the organization obtain separate, independent audited financial statements for the tax year? If "Yes," complete Schedule D, Parts XI, XII, and XIII 	12	Yes
12A	Was the organization included in consolidated, independent audited financial statements for the tax year? 	Yes	No
	If "Yes," completing Schedule D, Parts XI, XII, and XIII is optional	12A	No
13	Is the organization a school described in section 170(b)(1)(A)(ii)? If "Yes," complete Schedule E	13	No
14a	Did the organization maintain an office, employees, or agents outside of the United States?	14a	Yes
b	Did the organization have aggregate revenues or expenses of more than \$10,000 from grantmaking, fundraising, business, and program service activities outside the United States? If "Yes," complete Schedule F, Part I 	14b	Yes
15	Did the organization report on Part IX, column (A), line 3, more than \$5,000 of grants or assistance to any organization or entity located outside the U S? If "Yes," complete Schedule F, Part II 	15	No
16	Did the organization report on Part IX, column (A), line 3, more than \$5,000 of aggregate grants or assistance to individuals located outside the U S? If "Yes," complete Schedule F, Part III 	16	No
17	Did the organization report a total of more than \$15,000, of expenses for professional fundraising services on Part IX, column (A), lines 6 and 11e? If "Yes," complete Schedule G, Part I	17	No
18	Did the organization report more than \$15,000 total of fundraising event gross income and contributions on Part VIII, lines 1c and 8a? If "Yes," complete Schedule G, Part II	18	No
19	Did the organization report more than \$15,000 of gross income from gaming activities on Part VIII, line 9a? If "Yes," complete Schedule G, Part III	19	No
20	Did the organization operate one or more hospitals? If "Yes," complete Schedule H	20	No

Part IV

Checklist of Required Schedules (continued)

21	Did the organization report more than \$5,000 of grants and other assistance to governments and organizations in the United States on Part IX, column (A), line 1? <i>If "Yes," complete Schedule I, Parts I and II</i>	21		No
22	Did the organization report more than \$5,000 of grants and other assistance to individuals in the United States on Part IX, column (A), line 2? <i>If "Yes," complete Schedule I, Parts I and III</i>	22		No
23	Did the organization answer "Yes" to Part VII, Section A, questions 3, 4, or 5, about compensation of the organization's current and former officers, directors, trustees, key employees, and highest compensated employees? <i>If "Yes," complete Schedule J</i>	23	Yes	
24a	Did the organization have a tax-exempt bond issue with an outstanding principal amount of more than \$100,000 as of the last day of the year, that was issued after December 31, 2002? <i>If "Yes," answer questions 24b–24d and complete Schedule K. If "No," go to line 25</i>	24a	Yes	
b	Did the organization invest any proceeds of tax-exempt bonds beyond a temporary period exception?	24b		No
c	Did the organization maintain an escrow account other than a refunding escrow at any time during the year to defease any tax-exempt bonds?	24c		No
d	Did the organization act as an "on behalf of" issuer for bonds outstanding at any time during the year?	24d		No
25a	Section 501(c)(3) and 501(c)(4) organizations. Did the organization engage in an excess benefit transaction with a disqualified person during the year? <i>If "Yes," complete Schedule L, Part I</i>	25a		No
b	Is the organization aware that it engaged in an excess benefit transaction with a disqualified person in a prior year, and that the transaction has not been reported on any of the organization's prior Forms 990 or 990-EZ? <i>If "Yes," complete Schedule L, Part I</i>	25b		No
26	Was a loan to or by a current or former officer, director, trustee, key employee, highly compensated employee, or disqualified person outstanding as of the end of the organization's tax year? <i>If "Yes," complete Schedule L, Part II</i>	26		No
27	Did the organization provide a grant or other assistance to an officer, director, trustee, key employee, substantial contributor, or a grant selection committee member, or to a person related to such an individual? <i>If "Yes," complete Schedule L, Part III</i>	27		No
28	Was the organization a party to a business transaction with one of the following parties? (see Schedule L, Part IV instructions for applicable filing thresholds, conditions, and exceptions)			
a	A current or former officer, director, trustee, or key employee? <i>If "Yes," complete Schedule L, Part IV</i>	28a		No
b	A family member of a current or former officer, director, trustee, or key employee? <i>If "Yes," complete Schedule L, Part IV</i>	28b		No
c	An entity of which a current or former officer, director, trustee, or key employee of the organization (or a family member) was an officer, director, trustee, or owner? <i>If "Yes," complete Schedule L, Part IV</i>	28c		No
29	Did the organization receive more than \$25,000 in non-cash contributions? <i>If "Yes," complete Schedule M</i>	29		No
30	Did the organization receive contributions of art, historical treasures, or other similar assets, or qualified conservation contributions? <i>If "Yes," complete Schedule M</i>	30		No
31	Did the organization liquidate, terminate, or dissolve and cease operations? <i>If "Yes," complete Schedule N, Part I</i>	31		No
32	Did the organization sell, exchange, dispose of, or transfer more than 25% of its net assets? <i>If "Yes," complete Schedule N, Part II</i>	32		No
33	Did the organization own 100% of an entity disregarded as separate from the organization under Regulations sections 301.7701-2 and 301.7701-3? <i>If "Yes," complete Schedule R, Part I</i>	33		No
34	Was the organization related to any tax-exempt or taxable entity? <i>If "Yes," complete Schedule R, Parts II, III, IV, and V, line 1</i>	34		No
35	Is any related organization a controlled entity within the meaning of section 512(b)(13)? <i>If "Yes," complete Schedule R, Part V, line 2</i>	35		No
36	Section 501(c)(3) organizations. Did the organization make any transfers to an exempt non-charitable related organization? <i>If "Yes," complete Schedule R, Part V, line 2</i>	36		No
37	Did the organization conduct more than 5% of its activities through an entity that is not a related organization and that is treated as a partnership for federal income tax purposes? <i>If "Yes," complete Schedule R, Part VI</i>	37		No
38	Did the organization complete Schedule O and provide explanations in Schedule O for Part VI, lines 11 and 19? Note. All Form 990 filers are required to complete Schedule O	38	Yes	

Part V

Statements Regarding Other IRS Filings and Tax Compliance

			Yes	No
1a	Enter the number reported in Box 3 of Form 1096, <i>Annual Summary and Transmittal of U.S. Information Returns</i> . Enter -0- if not applicable	1a82	1cYes	
b	Enter the number of Forms W-2G included in line 1a. Enter -0- if not applicable	1b0		
c Did the organization comply with backup withholding rules for reportable payments to vendors and reportable gaming (gambling) winnings to prize winners?				
2a	Enter the number of employees reported on Form W-3, <i>Transmittal of Wage and Tax Statements</i> filed for the calendar year ending with or within the year covered by this return	2a240	2bYes	
b If at least one is reported on line 2a, did the organization file all required federal employment tax returns? Note: If the sum of lines 1a and 2a is greater than 250, you may be required to e-file this return (see instructions)				
3a Did the organization have unrelated business gross income of \$1,000 or more during the year covered by this return?				
b If "Yes," has it filed a Form 990-T for this year? If "No," provide an explanation in Schedule O		3a		No
		3b		No
4a	At any time during the calendar year, did the organization have an interest in, or a signature or other authority over, a financial account in a foreign country (such as a bank account, securities account, or other financial account)?	4a		No
b If "Yes," enter the name of the foreign country: <input type="text"/> See the instructions for exceptions and filing requirements for Form TD F 90-22.1, Report of Foreign Bank and Financial Accounts				
5a	Was the organization a party to a prohibited tax shelter transaction at any time during the tax year?	5a		No
b Did any taxable party notify the organization that it was or is a party to a prohibited tax shelter transaction?		5b		No
c If "Yes" to line 5a or 5b, did the organization file Form 8886-T, Disclosure by Tax-Exempt Entity Regarding Prohibited Tax Shelter Transaction?		5c		No
6a	Does the organization have annual gross receipts that are normally greater than \$100,000, and did the organization solicit any contributions that were not tax deductible?	6a		No
b If "Yes," did the organization include with every solicitation an express statement that such contributions or gifts were not tax deductible?		6b		No
7 Organizations that may receive deductible contributions under section 170(c).				
a Did the organization receive a payment in excess of \$75 made partly as a contribution and partly for goods and services provided to the payor?		7a		No
b If "Yes," did the organization notify the donor of the value of the goods or services provided?		7b		No
c Did the organization sell, exchange, or otherwise dispose of tangible personal property for which it was required to file Form 8282?		7c		No
d If "Yes," indicate the number of Forms 8282 filed during the year		7d0		
e Did the organization, during the year, receive any funds, directly or indirectly, to pay premiums on a personal benefit contract?		7e		No
f Did the organization, during the year, pay premiums, directly or indirectly, on a personal benefit contract?		7f		No
g For all contributions of qualified intellectual property, did the organization file Form 8899 as required?		7g		No
h For contributions of cars, boats, airplanes, and other vehicles, did the organization file a Form 1098-C as required?		7h		No
8 Sponsoring organizations maintaining donor advised funds and section 509(a)(3) supporting organizations. Did the supporting organization, or a donor advised fund maintained by a sponsoring organization, have excess business holdings at any time during the year?		8		No
9 Sponsoring organizations maintaining donor advised funds.				
a Did the organization make any taxable distributions under section 4966?		9a		No
b Did the organization make a distribution to a donor, donor advisor, or related person?		9b		No
10 Section 501(c)(7) organizations. Enter				
a Initiation fees and capital contributions included on Part VIII, line 12		10a		
b Gross receipts, included on Form 990, Part VIII, line 12, for public use of club facilities		10b		
11 Section 501(c)(12) organizations. Enter				
a Gross income from members or shareholders		11a		
b Gross income from other sources (Do not net amounts due or paid to other sources against amounts due or received from them)		11b		
12a Section 4947(a)(1) non-exempt charitable trusts. Is the organization filing Form 990 in lieu of Form 1041?		12a		No
b If "Yes," enter the amount of tax-exempt interest received or accrued during the year		12b		

Part VI

Governance, Management, and Disclosure

For each "Yes" response to lines 2 through 7b below, and for a "No" response to lines 8a, 8b, or 10b below, describe the circumstances, processes, or changes in Schedule O. See instructions.

Section A. Governing Body and Management

			Yes	No
1a	Enter the number of voting members of the governing body	1a	9	
b	Enter the number of voting members that are independent	1b	7	
2	Did any officer, director, trustee, or key employee have a family relationship or a business relationship with any other officer, director, trustee, or key employee?	2	Yes	
3	Did the organization delegate control over management duties customarily performed by or under the direct supervision of officers, directors or trustees, or key employees to a management company or other person?	3		No
4	Did the organization make any significant changes to its organizational documents since the prior Form 990 was filed?	4		No
5	Did the organization become aware during the year of a material diversion of the organization's assets?	5		No
6	Does the organization have members or stockholders?	6		No
7a	Does the organization have members, stockholders, or other persons who may elect one or more members of the governing body?	7a		No
b	Are any decisions of the governing body subject to approval by members, stockholders, or other persons?	7b		No
8	Did the organization contemporaneously document the meetings held or written actions undertaken during the year by the following			
a	The governing body?	8a	Yes	
b	Each committee with authority to act on behalf of the governing body?	8b	Yes	
9	Is there any officer, director, trustee, or key employee listed in Part VII, Section A, who cannot be reached at the organization's mailing address? If "Yes," provide the names and addresses in Schedule O	9		No

Section B. Policies

(This Section B requests information about policies not required by the Internal Revenue Code.)

			Yes	No
10a	Does the organization have local chapters, branches, or affiliates?	10a		No
b	If "Yes," does the organization have written policies and procedures governing the activities of such chapters, affiliates, and branches to ensure their operations are consistent with those of the organization?	10b		No
11	Has the organization provided a copy of this Form 990 to all members of its governing body before filing the form?	11	Yes	
11A	Describe in Schedule O the process, if any, used by the organization to review the Form 990			
12a	Does the organization have a written conflict of interest policy? If "No," go to line 13	12a	Yes	
b	Are officers, directors or trustees, and key employees required to disclose annually interests that could give rise to conflicts?	12b	Yes	
c	Does the organization regularly and consistently monitor and enforce compliance with the policy? If "Yes," describe in Schedule O how this is done	12c	Yes	
13	Does the organization have a written whistleblower policy?	13	Yes	
14	Does the organization have a written document retention and destruction policy?	14	Yes	
15	Did the process for determining compensation of the following persons include a review and approval by independent persons, comparability data, and contemporaneous substantiation of the deliberation and decision?			
a	The organization's CEO, Executive Director, or top management official	15a	Yes	
b	Other officers or key employees of the organization	15b	Yes	
	If "Yes" to line a or b, describe the process in Schedule O (See instructions)			
16a	Did the organization invest in, contribute assets to, or participate in a joint venture or similar arrangement with a taxable entity during the year?	16a		No
b	If "Yes," has the organization adopted a written policy or procedure requiring the organization to evaluate its participation in joint venture arrangements under applicable federal tax law, and taken steps to safeguard the organization's exempt status with respect to such arrangements?	16b		No

Section C. Disclosure

17	List the States with which a copy of this Form 990 is required to be filed▶
18	Section 6104 requires an organization to make its Form 1023 (or 1024 if applicable), 990, and 990-T (501(c) (3)s only) available for public inspection. Indicate how you make these available. Check all that apply. <input type="checkbox"/> Own website <input type="checkbox"/> Another's website <input checked="" type="checkbox"/> Upon request
19	Describe in Schedule O whether (and if so, how), the organization makes its governing documents, conflict of interest policy, and financial statements available to the public. See Additional Data Table.
20	State the name, physical address, and telephone number of the person who possesses the books and records of the organization ▶ EILEEN CASAL GENERAL COUNSEL 2601 N Bogus Basin Road Boise, ID 83702 (208) 345-1161

Section A. Officers, Directors, Trustees, Key Employees, and Highest Compensated Employees

☐ Check this box if the organization did not compensate any current or former officer, director, trustee or key employee

Form **990** (2009)

1b	Total	3,549,330	594,759
-----------	------------------------	-----------	---------

2 Total number of individuals (including but not limited to those listed above) who received more than \$100,000 in reportable compensation from the organization **26**

		Yes	No
3	Did the organization list any former officer, director or trustee, key employee, or highest compensated employee on line 1a? <i>If "Yes," complete Schedule J for such individual</i>		No
4	For any individual listed on line 1a, is the sum of reportable compensation and other compensation from the organization and related organizations greater than \$150,000? <i>If "Yes," complete Schedule J for such individual</i>	Yes	
5	Did any person listed on line 1a receive or accrue compensation from any unrelated organization for services rendered to the organization? <i>If "Yes," complete Schedule J for such person</i>		No

Section B. Independent Contractors

1 Complete this table for your five highest compensated independent contractors that received more than \$100,000 of compensation from the organization

(A) Name and business address	(B) Description of services	(C) Compensation
HOLA DOCTOR 30 MANSELL CT SUITE 215 ROSEWELL, GA 30076	TRANSLATION SERVICES	433,515
Enlaso Dept 33576 PO Box 39000 San Francisco, CA 94139	Translation Services	110,881
COMSYS SERVICES LLC PO BOX 60260 CHARLOTTE, NC 28260	IT CONSULTING	179,416
BASIL STRATEGIES 1 rue jacques offenbach 75016 FR	TRANSLATION SERVICES	118,108

2 Total number of independent contractors (including but not limited to those listed above) who received more than \$100,000 in compensation from the organization **4**

Part VIII

Statement of Revenue

				(A) Total revenue	(B) Related or exempt function revenue	(C) Unrelated business revenue	(D) Revenue excluded from tax under sections 512, 513, or 514
Contributions, gifts, grants and other similar amounts	1a	Federated campaigns . . .	1a				
	b	Membership dues	1b				
	c	Fundraising events	1c				
	d	Related organizations	1d				
	e	Government grants (contributions)	1e				
	f	All other contributions, gifts, grants, and similar amounts not included above	1f	225			
	g	Noncash contributions included in lines 1a-1f \$ _____					
	h	Total. Add lines 1a-1f			225		
Program Service Revenue	2a	TRAINING	Business Code 511,130	4,950	4,950		
	b						
	c						
	d						
	e						
	f	All other program service revenue					
	g	Total. Add lines 2a-2f		4,950			
	Other Revenue	3	Investment income (including dividends, interest and other similar amounts)		38,224		
4		Income from investment of tax-exempt bond proceeds . . .		0			
5		Royalties		0			
6a		(i) Real					
		(ii) Personal					
b		Less rental expenses					
c		Rental income or (loss)					
d		Net rental income or (loss)		0			
7a		(i) Securities					
		(ii) Other					
b		Less cost or other basis and sales expenses					
c		Gain or (loss)					
d		Net gain or (loss)		-22,726			-22,726
8a		Gross income from fundraising events (not including \$ _____ of contributions reported on line 1c) See Part IV, line 18					
		a					
b	Less direct expenses						
c	Net income or (loss) from fundraising events . . .		0				
9a	Gross income from gaming activities See Part IV, line 19						
	a						
b	Less direct expenses						
c	Net income or (loss) from gaming activities . . .		0				
10a	Gross sales of inventory, less returns and allowances						
	a						
b	Less cost of goods sold						
c	Net income or (loss) from sales of inventory . . .		23,971,201	23,971,201			
Miscellaneous Revenue		Business Code					
11a	MISC ROYALTY FEES		900,099	5,725	5,725		
b	HONORARIA		900,099	7,200	7,200		
c	ALL OTHER REVENUE		900,099	1,979	1,979		
d	All other revenue						
e	Total. Add lines 11a-11d			14,904			
12	Total revenue. See Instructions			24,006,778	23,991,055		15,498

Part IX

Statement of Functional Expenses

Section 501(c)(3) and 501(c)(4) organizations must complete all columns.

All other organizations must complete column (A) but are not required to complete columns (B), (C), and (D).

Do not include amounts reported on lines 6b, 7b, 8b, 9b, and 10b of Part VIII.		(A) Total expenses	(B) Program service expenses	(C) Management and general expenses	(D) Fundraising expenses
1	Grants and other assistance to governments and organizations in the U S See Part IV, line 21	0			
2	Grants and other assistance to individuals in the U S See Part IV, line 22	0			
3	Grants and other assistance to governments, organizations, and individuals outside the U S See Part IV, lines 15 and 16	0			
4	Benefits paid to or for members	0			
5	Compensation of current officers, directors, trustees, and key employees	3,093,437	2,077,374	1,016,063	
6	Compensation not included above, to disqualified persons (as defined under section 4958(f)(1)) and persons described in section 4958(c)(3)(B)	0			
7	Other salaries and wages	12,963,355	11,012,163	1,951,192	
8	Pension plan contributions (include section 401(k) and section 403(b) employer contributions)	756,689	642,797	113,892	
9	Other employee benefits	1,921,004	1,570,796	350,208	
10	Payroll taxes	1,096,604	913,751	182,853	
11	Fees for services (non-employees)				
a	Management	0			
b	Legal	61,641		61,641	
c	Accounting	30,441		30,441	
d	Lobbying	0			
e	Professional fundraising See Part IV, line 17	0			
f	Investment management fees	5,033		5,033	
g	Other	549,367	480,521	68,846	
12	Advertising and promotion	127,356	126,211	1,145	
13	Office expenses	106,166	31,909	74,257	
14	Information technology	1,120,485	827	1,119,658	
15	Royalties	0			
16	Occupancy	550,426	1,846	548,580	
17	Travel	348,756	286,392	62,364	
18	Payments of travel or entertainment expenses for any federal, state, or local public officials	171,999	165,935	6,064	
19	Conferences, conventions, and meetings	0			
20	Interest	0			
21	Payments to affiliates	0			
22	Depreciation, depletion, and amortization	823,782		823,782	
23	Insurance	95,608		95,608	
24	Other expenses Itemize expenses not covered above (Expenses grouped together and labeled miscellaneous may not exceed 5% of total expenses shown on line 25 below)				
a	SALES/USE TAX	11,973		11,973	
b	PUBLICATIONS & SUBSCRIPTIONS	58,370	50,601	7,769	
c	Memberships and Dues	50,374	35,409	14,965	
d	EQUIPMENT RENTAL	5,313		5,313	
e	Donations	16,690		16,690	
f	All other expenses	-41,580	2,255,666	-2,297,246	
25	Total functional expenses. Add lines 1 through 24f	23,923,289	19,652,198	4,271,091	0
26	Joint costs. Check here <input type="checkbox"/> if following SOP 98-2 Complete this line only if the organization reported in column (B) joint costs from a combined educational campaign and fundraising solicitation				

Part X

Balance Sheet

					(A)		(B)
					Beginning of year		End of year
Assets	1	Cash—non-interest-bearing			590,479	1	2,258,089
	2	Savings and temporary cash investments			4,931,024	2	3,849,779
	3	Pledges and grants receivable, net				3	0
	4	Accounts receivable, net			3,191,222	4	2,278,097
	5	Receivables from current and former officers, directors, trustees, key employees, and highest compensated employees. Complete Part II of Schedule L				5	0
	6	Receivables from other disqualified persons (as defined under section 4958(f)(1)) and persons described in section 4958(c)(3)(B). Complete Part II of Schedule L				6	0
	7	Notes and loans receivable, net				7	0
	8	Inventories for sale or use			106,316	8	45,699
	9	Prepaid expenses and deferred charges			702,051	9	831,878
	10a	Land, buildings, and equipment, cost or other basis. Complete Part VI of Schedule D	10a	17,022,320			
	b	Less accumulated depreciation	10b	4,503,870	12,995,852	10c	12,518,450
	11	Investments—publicly traded securities				11	0
	12	Investments—other securities. See Part IV, line 11				12	0
	13	Investments—program-related. See Part IV, line 11				13	0
	14	Intangible assets				14	0
	15	Other assets. See Part IV, line 11			559,882	15	838,194
	16	Total assets. Add lines 1 through 15 (must equal line 34)			23,076,826	16	22,620,186
Liabilities	17	Accounts payable and accrued expenses			2,455,866	17	2,440,504
	18	Grants payable				18	
	19	Deferred revenue			1,167,314	19	1,176,949
	20	Tax-exempt bond liabilities			2,534,010	20	1,999,847
	21	Escrow or custodial account liability. Complete Part IV of Schedule D				21	
	22	Payables to current and former officers, directors, trustees, key employees, highest compensated employees, and disqualified persons. Complete Part II of Schedule L				22	
	23	Secured mortgages and notes payable to unrelated third parties				23	
	24	Unsecured notes and loans payable to unrelated third parties				24	
	25	Other liabilities. Complete Part X of Schedule D				25	
	26	Total liabilities. Add lines 17 through 25			6,157,190	26	5,617,300
Net Assets or Fund Balances	Organizations that follow SFAS 117, check here <input checked="" type="checkbox"/> and complete lines 27 through 29, and lines 33 and 34.						
	27	Unrestricted net assets			16,919,636	27	17,002,886
	28	Temporarily restricted net assets				28	
	29	Permanently restricted net assets				29	
	Organizations that do not follow SFAS 117, check here <input type="checkbox"/> and complete lines 30 through 34.						
	30	Capital stock or trust principal, or current funds				30	
	31	Paid-in or capital surplus, or land, building or equipment fund				31	
	32	Retained earnings, endowment, accumulated income, or other funds				32	
	33	Total net assets or fund balances			16,919,636	33	17,002,886
	34	Total liabilities and net assets/fund balances			23,076,826	34	22,620,186

Part XI Financial Statements and Reporting

	Yes	No
1 Accounting method used to prepare the Form 990 <input type="checkbox"/> Cash <input checked="" type="checkbox"/> Accrual <input type="checkbox"/> Other _____ If the organization changed its method of accounting from a prior year or checked "Other," explain in Schedule O		
2a Were the organization's financial statements compiled or reviewed by an independent accountant? . . .		No
b Were the organization's financial statements audited by an independent accountant?	Yes	
c If "Yes," to 2a or 2b, does the organization have a committee that assumes responsibility for oversight of the audit, review, or compilation of its financial statements and selection of an independent accountant? If the organization changed either its oversight process or selection process during the tax year, explain in Schedule O	Yes	
d If "Yes" to line 2a or 2b, check a box below to indicate whether the financial statements for the year were issued on a consolidated basis, separate basis, or both <input checked="" type="checkbox"/> Separate basis <input type="checkbox"/> Consolidated basis <input type="checkbox"/> Both consolidated and separated basis		
3a As a result of a federal award, was the organization required to undergo an audit or audits as set forth in the Single Audit Act and OMB Circular A-133?		No
b If "Yes," did the organization undergo the required audit or audits? If the organization did not undergo the required audit or audits, explain why in Schedule O and describe any steps taken to undergo such audits . . .		No

SCHEDULE A
(Form 990 or 990EZ)

Department of the Treasury
Internal Revenue Service

Public Charity Status and Public Support

Complete if the organization is a section 501(c)(3) organization or a section 4947(a)(1) nonexempt charitable trust.

▶ Attach to Form 990 or Form 990-EZ. ▶ See separate instructions.

OMB No 1545-0047

2009

Open to Public
Inspection

Name of the organization Healthwise Incorporated	Employer identification number 23-7455145
---	--

Part I Reason for Public Charity Status (All organizations must complete this part.) See instructions

The organization is not a private foundation because it is (For lines 1 through 11, check only one box)

1

☐

A church, convention of churches, or association of churches **section 170(b)(1)(A)(i).**

2

☐

A school described in **section 170(b)(1)(A)(ii).** (Attach Schedule E)

3

☐

A hospital or a cooperative hospital service organization described in **section 170(b)(1)(A)(iii).**

4

☐

A medical research organization operated in conjunction with a hospital described in **section 170(b)(1)(A)(iii).** Enter the hospital's name, city, and state

5

☐

An organization operated for the benefit of a college or university owned or operated by a governmental unit described in **section 170(b)(1)(A)(iv).** (Complete Part II)

6

☐

A federal, state, or local government or governmental unit described in **section 170(b)(1)(A)(v).**

7

☐

An organization that normally receives a substantial part of its support from a governmental unit or from the general public described in **section 170(b)(1)(A)(vi)** (Complete Part II)

8

☐

A community trust described in **section 170(b)(1)(A)(vi)** (Complete Part II)

9

☒

An organization that normally receives (1) more than 33 1/3% of its support from contributions, membership fees, and gross receipts from activities related to its exempt functions—subject to certain exceptions, and (2) no more than 33 1/3% of its support from gross investment income and unrelated business taxable income (less section 511 tax) from businesses acquired by the organization after June 30, 1975 See **section 509(a)(2).** (Complete Part III)

10

☐

An organization organized and operated exclusively to test for public safety See**section 509(a)(4).**

11

☐

An organization organized and operated exclusively for the benefit of, to perform the functions of, or to carry out the purposes of one or more publicly supported organizations described in section 509(a)(1) or section 509(a)(2) See **section 509(a)(3).** Check the box that describes the type of supporting organization and complete lines 11e through 11h

a

☐

Type I

b

☐

Type II

c

☐

Type III - Functionally integrated

d

☐

Type III - Other

e

☐

By checking this box, I certify that the organization is not controlled directly or indirectly by one or more disqualified persons other than foundation managers and other than one or more publicly supported organizations described in section 509(a)(1) or section 509(a)(2)

f

☐

If the organization received a written determination from the IRS that it is a Type I, Type II or Type III supporting organization, check this box

g

☐

Since August 17, 2006, has the organization accepted any gift or contribution from any of the following persons?

(i)

a person who directly or indirectly controls, either alone or together with persons described in (ii) and (iii) below, the governing body of the the supported organization?

(ii)

a family member of a person described in (i) above?

(iii)

a 35% controlled entity of a person described in (i) or (ii) above?

h

☐

Provide the following information about the supported organization(s)

	Yes	No
11g(i)		
11g(ii)		
11g(iii)		

(i) Name of supported organization	(ii) EIN	(iii) Type of organization (described on lines 1- 9 above or IRC section (see instructions))	(iv) Is the organization in col (i) listed in your governing document?		(v) Did you notify the organization in col (i) of your support?		(vi) Is the organization in col (i) organized in the U S ?		(vii) Amount of support?
			Yes	No	Yes	No	Yes	No	
Total									

Part II

Support Schedule for Organizations Described in IRC 170(b)(1)(A)(iv) and 170(b)(1)(A)(vi)
(Complete only if you checked the box on line 5, 7, or 8 of Part I.)

Section A. Public Support						
Calendar year (or fiscal year beginning in)	(a) 2005	(b) 2006	(c) 2007	(d) 2008	(e) 2009	(f) Total
1 Gifts, grants, contributions, and membership fees received (Do not include any "unusual grants.")						
2 Tax revenues levied for the organization's benefit and either paid to or expended on its behalf						
3 The value of services or facilities furnished by a governmental unit to the organization without charge						
4 Total. Add lines 1 through 3						
5 The portion of total contributions by each person (other than a governmental unit or publicly supported organization) included on line 1 that exceeds 2% of the amount shown on line 11, column (f)						
6 Public Support. Subtract line 5 from line 4						

Section B. Total Support						
Calendar year (or fiscal year beginning in)	(a) 2005	(b) 2006	(c) 2007	(d) 2008	(e) 2009	(f) Total
7 Amounts from line 4						
8 Gross income from interest, dividends, payments received on securities loans, rents, royalties and income from similar sources						
9 Net income from unrelated business activities, whether or not the business is regularly carried on						
10 Other income (Explain in Part IV) Do not include gain or loss from the sale of capital assets						
11 Total support (Add lines 7 through 10)						
12 Gross receipts from related activities, etc (See instructions)					12	
13 First Five Years If the Form 990 is for the organization's first, second, third, fourth, or fifth tax year as a 501(c)(3) organization, check this box and stop here						

Section C. Computation of Public Support Percentage		
14	Public Support Percentage for 2009 (line 6 column (f) divided by line 11 column (f))	14
15	Public Support Percentage for 2008 Schedule A, Part II, line 14	15
16a	33 1/3% support test—2009. If the organization did not check the box on line 13, and line 14 is 33 1/3% or more, check this box and stop here. The organization qualifies as a publicly supported organization	<input type="checkbox"/>
b	33 1/3% support test—2008. If the organization did not check the box on line 13 or 16a, and line 15 is 33 1/3% or more, check this box and stop here. The organization qualifies as a publicly supported organization	<input type="checkbox"/>
17a	10%-facts-and-circumstances test—2009. If the organization did not check a box on line 13, 16a, or 16b and line 14 is 10% or more, and if the organization meets the "facts and circumstances" test, check this box and stop here. Explain in Part IV how the organization meets the "facts and circumstances" test The organization qualifies as a publicly supported organization	<input type="checkbox"/>
b	10%-facts-and-circumstances test—2008. If the organization did not check a box on line 13, 16a, 16b, or 17a and line 15 is 10% or more, and if the organization meets the "facts and circumstances" test, check this box and stop here. Explain in Part IV how the organization meets the "facts and circumstances" test The organization qualifies as a publicly supported organization	<input type="checkbox"/>
18	Private Foundation If the organization did not check a box on line 13, 16a, 16b, 17a or 17b, check this box and see instructions	<input type="checkbox"/>

Part IIISupport Schedule for Organizations Described in IRC 509(a)(2)
(Complete only if you checked the box on line 9 of Part I.)

Section A. Public Support

Calendar year (or fiscal year beginning in)	(a) 2005	(b) 2006	(c) 2007	(d) 2008	(e) 2009	(f) Total
1 Gifts, grants, contributions, and membership fees received (Do not include any "unusual grants.")					225	225
2 Gross receipts from admissions, merchandise sold or services performed, or facilities furnished in any activity that is related to the organization's tax-exempt purpose	22,658,255	25,643,727	28,648,885	28,146,995	26,481,898	131,579,760
3 Gross receipts from activities that are not an unrelated trade or business under section 513						0
4 Tax revenues levied for the organization's benefit and either paid to or expended on its behalf						0
5 The value of services or facilities furnished by a governmental unit to the organization without charge						0
6 Total. Add lines 1 through 5	22,658,255	25,643,727	28,648,885	28,146,995	26,482,123	131,579,985
7a Amounts included on lines 1, 2, and 3 received from disqualified persons						0
b Amounts included on lines 2 and 3 received from other than disqualified persons that exceed the greater of \$5,000 or 1% of the amount on line 13 for the year	10,394,660	11,670,065	12,235,790	12,367,159	11,822,184	58,489,858
c Add lines 7a and 7b	10,394,660	11,670,065	12,235,790	12,367,159	11,822,184	58,489,858
8 Public Support (Subtract line 7c from line 6)						73,090,127

Section B. Total Support

Calendar year (or fiscal year beginning in)	(a) 2005	(b) 2006	(c) 2007	(d) 2008	(e) 2009	(f) Total
9 Amounts from line 6	22,658,255	25,643,727	28,648,885	28,146,995	26,482,123	131,579,985
10a Gross income from interest, dividends, payments received on securities loans, rents, royalties and income from similar sources	378,808	399,556	241,375	103,223	21,223	1,144,185
b Unrelated business taxable income (less section 511 taxes) from businesses acquired after June 30, 1975						0
c Add lines 10a and 10b	378,808	399,556	241,375	103,223	21,223	1,144,185
11 Net income from unrelated business activities not included in line 10b, whether or not the business is regularly carried on						0
12 Other income Do not include gain or loss from the sale of capital assets (Explain in Part IV)	2,740	6,850	40,268	2,227		52,085
13 Total support (Add lines 9, 10c, 11 and 12)						132,776,255
14 First Five Years If the Form 990 is for the organization's first, second, third, fourth, or fifth tax year as a 501(c)(3) organization, check this box and stop here						

Section C. Computation of Public Support Percentage

15 Public Support Percentage for 2009 (line 8 column (f) divided by line 13 column (f))	15	55.050 %
16 Public support percentage from 2008 Schedule A, Part III, line 15	16	55.080 %

Section D. Computation of Investment Income Percentage

17 Investment income percentage for 2009 (line 10c column (f) divided by line 13 column (f))	17	0.860 %
18 Investment income percentage from 2008 Schedule A, Part III, line 17	18	1.070 %
19a 33 1/3% support tests—2009. If the organization did not check the box on line 14, and line 15 is more than 33 1/3% and line 17 is not more than 33 1/3%, check this box and stop here. The organization qualifies as a publicly supported organization		
b 33 1/3% support tests—2008. If the organization did not check a box on line 14 or line 19a, and line 16 is more than 33 1/3% and line 18 is not more than 33 1/3%, check this box and stop here. The organization qualifies as a publicly supported organization		
20 Private Foundation If the organization did not check a box on line 14, 19a or 19b, check this box and see instructions		

Part IV

Supplemental Information. Supplemental Information. Complete this part to provide the explanation required by Part II, line 10; Part II, line 17a or 17b; or Part III, line 12. Provide any other additional information. See instructions

Explanation
LINE 12 - CLIENT LICENSE FEE FINANCE CHARGES - SEE ATTACHMENT

Additional Data

Software ID:
Software Version:
EIN: 23-7455145
Name: Healthwise Incorporated

Form 990, Part VII - Compensation of Officers, Directors, Trustees, Key Employees, Highest Compensated Employees, and Independent Contractors

(A) Name and Title	(B) Average hours per week	(C) Position (check all that apply)						(D) Reportable compensation from the organization (W- 2/1099-MISC)	(E) Reportable compensation from related organizations (W- 2/1099- MISC)	(F) Estimated amount of other compensation from the organization and related organizations
		Individual trustee or director	Institutional Trustee	Officer	Key employee	Highest compensated employee	Former			
Stephen Arnt Gov Bus Devel Mgr	0					X		123,859	0	22,980
Ruth Prince Director	2 00	X						0	0	0
Robert Long Vice President	40 00			X				141,662	0	29,091
Robert Kyte General Counsel	50 00			X				139,146	0	20,487
Richard A Skinner V Chair & Sec	2 00	X		X				0	0	0
Phyllis Royston Vice President	40 00			X				110,258	0	14,717
Patricia Raino Director	2 00	X						0	0	0
Neal Benz CTO	50 00			X				160,763	0	27,406
Molly Mettler Senior VP	30 00			X				112,089	0	18,126
Mitzi Jensen Vice President	40 00			X				112,917	0	15,337
Michael Lauber Acct Executive	40 00				X			167,934	0	22,306
Mark Murray Senior VP	40 00			X				168,222	0	26,338
Leslie Kelly-Hall Senior VP	40 00			X				153,671	0	25,867
Ken Long Vice President	40 00			X				117,994	0	17,955
Karen Baker Senior VP	40 00			X				153,749	0	25,001
Jim Everett Director	2 00	X						0	0	0
Jason Burum Vice President	40 00			X				110,024	0	13,749
James Guiffre President & COO	50 00			X				221,498	0	33,365
Eileen Casal general counsel	50 00			X				0	0	0
Edward B Gelbert Director	2 00	X						0	0	0
Dr Steven Schneider Director & CMO	50 00	X		X				235,761	0	26,001
Dr Martin Gabica Medical Director	40 00					X		183,128	0	32,305
Donald W Kemper Chairman & CEO	50 00	X		X				278,465	0	89,825
Debbie Johnson Acct Executive	40 00					X		119,391	0	21,893
David Mink account executive	40 00					X		118,495	0	21,470

Form 990, Part VII - Compensation of Officers, Directors, Trustees, Key Employees, Highest Compensated Employees, and Independent Contractors

(A) Name and Title	(B) Average hours per week	(C) Position (check all that apply)						(D) Reportable compensation from the organization (W- 2/1099-MISC)	(E) Reportable compensation from related organizations (W- 2/1099- MISC)	(F) Estimated amount of other compensation from the organization and related organizations
		Individual trustee or director	Institutional Trustee	Officer	Key employee	Highest compensated employee	Former			
Cheryl Larabee Director	2 00	X						0	0	0
Carol Casler Vice President	40 00			X				99,925	0	15,691
Brigid Runyon Acct Executive	40 00				X			187,221	0	7,505
Brian Scheller Con&Info Architect	40 00					X		115,219	0	30,634
Archie Clemins Director	2 00	X						0	0	0
A James Balkins III Treas CSO & CFO	50 00			X				217,939	0	36,710

Form 990, Part IX - Statement of Functional Expenses - 24a - 24e Other Expenses

<i>Do not include amounts reported on line 6b, 8b, 9b, and 10b of Part VIII.</i>	(A) Total expenses	(B) Program service expenses	(C) Management and general expenses	(D) Fundraising expenses
SALES/USE TAX	11,973		11,973	
PUBLICATIONS & SUBSCRIPTIONS	58,370	50,601	7,769	
Memberships and Dues	50,374	35,409	14,965	
EQUIPMENT RENTAL	5,313		5,313	
Donations	16,690		16,690	

SCHEDULE C

(Form 990 or 990-EZ)

Department of the Treasury
Internal Revenue Service

Political Campaign and Lobbying Activities

For Organizations Exempt From Income Tax Under section 501(c) and section 527

▶ **Complete if the organization is described below.**
▶ **Attach to Form 990 or Form 990-EZ. ▶ See separate instructions.**

OMB No 1545-0047

2009

Open to Public
Inspection

If the organization answered “Yes,” to Form 990, Part IV, Line 3, or Form 990-EZ, Part VI, line 46 (Political Campaign Activities), then

- Section 501(c)(3) organizations Complete Parts I-A and B Do not complete Part I-C
- Section 501(c) (other than section 501(c)(3)) organizations Complete Parts I-A and C below Do not complete Part I-B
- Section 527 organizations Complete Part I-A only

If the organization answered “Yes,” to Form 990, Part IV, Line 4, or Form 990-EZ, Part VI, line 47 (Lobbying Activities), then

- Section 501(c)(3) organizations that have filed Form 5768 (election under section 501(h)) Complete Part II-A Do not complete Part II-B
- Section 501(c)(3) organizations that have NOT filed Form 5768 (election under section 501(h)) Complete Part II-B Do not complete Part II-A

If the organization answered “Yes,” to Form 990, Part IV, Line 5 (Proxy Tax) or Form 990-EZ, line 35a (regarding proxy tax), then

- Section 501(c)(4), (5), or (6) organizations Complete Part III

Name of the organization Healthwise Incorporated	Employer identification number 23-7455145
---	--

Part I-A Complete if the organization is exempt under section 501(c) or is a section 527 organization.

- 1

Provide a description of the organization's direct and indirect political campaign activities in Part IV
- 2

Political expenditures ▶ \$
- 3

Volunteer hours

Part I-B Complete if the organization is exempt under section 501(c)(3).

- 1

Enter the amount of any excise tax incurred by the organization under section 4955 ▶ \$
- 2

Enter the amount of any excise tax incurred by organization managers under section 4955 ▶ \$
- 3

If the organization incurred a section 4955 tax, did it file Form 4720 for this year?

☐ Yes ☒ No
- 4a

Was a correction made?

☐ Yes ☒ No
- b

If "Yes," describe in Part IV

Part I-C Complete if the organization is exempt under section 501(c) except section 501(c)(3).

- 1

Enter the amount directly expended by the filing organization for section 527 exempt function activities ▶ \$
- 2

Enter the amount of the filing organization's funds contributed to other organizations for section 527 exempt funtion activities ▶ \$
- 3

Total exempt function expenditures Add lines 1 and 2 Enter here and on Form 1120-POL, line 17b ▶ \$
- 4

Did the filing organization file **Form 1120-POL** for this year?

☐ Yes ☐ No
- 5

State the names, addresses and employer identification number (EIN) of all section 527 political organizations to which payments were made For each organization listed, enter the amount paid from the filing organization's funds Also enter the amount of political contributions received that were promptly and directly delivered to a separate political organization, such as a separate segregated fund or a political action committee (PAC) If additional space is needed, provide information in Part IV

(a) Name	(b) Address	(c) EIN	(d) Amount paid from filing organization's funds If none, enter -0-	(e) Amount of political contributions received and promptly and directly delivered to a separate political organization If none, enter -0-

Part II-A

Complete if the organization is exempt under section 501(c)(3) and filed Form 5768 (election under section 501(h)).

A

Check

☐

if the filing organization belongs to an affiliated group

B

Check

☐

if the filing organization checked box A and "limited control" provisions apply

Limits on Lobbying Expenditures (The term "expenditures" means amounts paid or incurred.)		(a) Filing Organization's Totals	(b) Affiliated Group Totals												
1a Total lobbying expenditures to influence public opinion (grass roots lobbying)															
b Total lobbying expenditures to influence a legislative body (direct lobbying)		737													
c Total lobbying expenditures (add lines 1a and 1b)		737													
d Other exempt purpose expenditures		23,922,552													
e Total exempt purpose expenditures (add lines 1c and 1d)		23,923,289													
f Lobbying nontaxable amount Enter the amount from the following table in both columns		1,000,000													
<table><tr><td>If the amount on line 1e, column (a) or (b) is:</td><td>The lobbying nontaxable amount is:</td></tr><tr><td>Not over \$500,000</td><td>20% of the amount on line 1e</td></tr><tr><td>Over \$500,000 but not over \$1,000,000</td><td>\$100,000 plus 15% of the excess over \$500,000</td></tr><tr><td>Over \$1,000,000 but not over \$1,500,000</td><td>\$175,000 plus 10% of the excess over \$1,000,000</td></tr><tr><td>Over \$1,500,000 but not over \$17,000,000</td><td>\$225,000 plus 5% of the excess over \$1,500,000</td></tr><tr><td>Over \$17,000,000</td><td>\$1,000,000</td></tr></table>		If the amount on line 1e, column (a) or (b) is:	The lobbying nontaxable amount is:	Not over \$500,000	20% of the amount on line 1e	Over \$500,000 but not over \$1,000,000	\$100,000 plus 15% of the excess over \$500,000	Over \$1,000,000 but not over \$1,500,000	\$175,000 plus 10% of the excess over \$1,000,000	Over \$1,500,000 but not over \$17,000,000	\$225,000 plus 5% of the excess over \$1,500,000	Over \$17,000,000	\$1,000,000		
If the amount on line 1e, column (a) or (b) is:	The lobbying nontaxable amount is:														
Not over \$500,000	20% of the amount on line 1e														
Over \$500,000 but not over \$1,000,000	\$100,000 plus 15% of the excess over \$500,000														
Over \$1,000,000 but not over \$1,500,000	\$175,000 plus 10% of the excess over \$1,000,000														
Over \$1,500,000 but not over \$17,000,000	\$225,000 plus 5% of the excess over \$1,500,000														
Over \$17,000,000	\$1,000,000														
g Grassroots nontaxable amount (enter 25% of line 1f)		250,000													
h Subtract line 1g from line 1a If zero or less, enter -0-															
i Subtract line 1f from line 1c If zero or less, enter -0-															
j If there is an amount other than zero on either line 1h or line 1i, did the organization file Form 4720 reporting section 4911 tax for this year?		<input type="checkbox"/> Yes <input checked="" type="checkbox"/> No													

4-Year Averaging Period Under Section 501(h)
(Some organizations that made a section 501(h) election do not have to complete all of the five columns below. See the instructions for lines 2a through 2f on page 4.)

Lobbying Expenditures During 4-Year Averaging Period					
Calendar year (or fiscal year beginning in)	(a) 2006	(b) 2007	(c) 2008	(d) 2009	(e) Total
2a Lobbying non-taxable amount	1,000,000	1,000,000	1,000,000	1,000,000	4,000,000
b Lobbying ceiling amount (150% of line 2a, column(e))					6,000,000
c Total lobbying expenditures	39,664	39,273	24,981	737	104,655
d Grassroots non-taxable amount	250,000	250,000	250,000	250,000	1,000,000
e Grassroots ceiling amount (150% of line 2d, column (e))					1,500,000
f Grassroots lobbying expenditures					

Part II-B

Complete if the organization is exempt under section 501(c)(3) and has NOT filed Form 5768 (election under section 501(h)).

		(a)		(b)
		Yes	No	Amount
1	During the year, did the filing organization attempt to influence foreign, national, state or local legislation, including any attempt to influence public opinion on a legislative matter or referendum, through the use of			
	a Volunteers?			
	b Paid staff or management (include compensation in expenses reported on lines 1c through 1i)?			
	c Media advertisements?			
	d Mailings to members, legislators, or the public?			
	e Publications, or published or broadcast statements?			
	f Grants to other organizations for lobbying purposes?			
	g Direct contact with legislators, their staffs, government officials, or a legislative body?			
	h Rallies, demonstrations, seminars, conventions, speeches, lectures, or any similar means?			
	i Other activities? If "Yes," describe in Part IV			
	j Total lines 1c through 1i			
2a	Did the activities in line 1 cause the organization to be not described in section 501(c)(3)?			
b	If "Yes," enter the amount of any tax incurred under section 4912			
c	If "Yes," enter the amount of any tax incurred by organization managers under section 4912			
d	If the filing organization incurred a section 4912 tax, did it file Form 4720 for this year?			

Part III-A

Complete if the organization is exempt under section 501(c)(4), section 501(c)(5), or section 501(c)(6).

		Yes	No
1	Were substantially all (90% or more) dues received nondeductible by members?		
2	Did the organization make only in-house lobbying expenditures of \$2,000 or less?		
3	Did the organization agree to carryover lobbying and political expenditures from the prior year?		

Part III-B

Complete if the organization is exempt under section 501(c)(4), section 501(c)(5), or section 501(c)(6) if BOTH Part III-A, lines 1 and 2 are answered "No" OR if Part III-A, line 3 is answered "Yes".

1	Dues, assessments and similar amounts from members	1	
2	Section 162(e) non-deductible lobbying and political expenditures (do not include amounts of political expenses for which the section 527(f) tax was paid).		
a	Current year	2a	
b	Carryover from last year	2b	
c	Total	2c	
3	Aggregate amount reported in section 6033(e)(1)(A) notices of nondeductible section 162(e) dues	3	
4	If notices were sent and the amount on line 2c exceeds the amount on line 3, what portion of the excess does the organization agree to carryover to the reasonable estimate of nondeductible lobbying and political expenditure next year?	4	
5	Taxable amount of lobbying and political expenditures (see instructions)	5	

Part IV

Supplemental Information

Complete this part to provide the descriptions required for Part I-A, line 1, Part I-B, line 4, Part I-C, line 5, and Part II-B, line 1.
Also, complete this part for any additional information.

Identifier	Return Reference	Explanation

SCHEDULE D

(Form 990)

Department of the Treasury
Internal Revenue Service

Supplemental Financial Statements

▶ **Complete if the organization answered "Yes," to Form 990, Part IV, line 6, 7, 8, 9, 10, 11, or 12.**
▶ **Attach to Form 990. ▶ See separate instructions.**

OMB No 1545-0047

2009

Open to Public
Inspection

Name of the organization
Healthwise Incorporated

Employer identification number
23-7455145

Part I

Organizations Maintaining Donor Advised Funds or Other Similar Funds or Accounts. Complete if the organization answered "Yes" to Form 990, Part IV, line 6.

	(a) Donor advised funds	(b) Funds and other accounts
1	Total number at end of year	
2	Aggregate contributions to (during year)	
3	Aggregate grants from (during year)	
4	Aggregate value at end of year	
5	Did the organization inform all donors and donor advisors in writing that the assets held in donor advised funds are the organization's property, subject to the organization's exclusive legal control? <div><input type="checkbox"/> Yes<input type="checkbox"/> No</div>	
6	Did the organization inform all grantees, donors, and donor advisors in writing that grant funds may be used only for charitable purposes and not for the benefit of the donor or donor advisor, or for any other purpose conferring impermissible private benefit? <div><input type="checkbox"/> Yes<input type="checkbox"/> No</div>	

Part II

Conservation Easements. Complete if the organization answered "Yes" to Form 990, Part IV, line 7.

1	Purpose(s) of conservation easements held by the organization (check all that apply) <div><input type="checkbox"/> Preservation of land for public use (e g , recreation or pleasure)<input type="checkbox"/> Preservation of an historically importantly land area<input type="checkbox"/> Protection of natural habitat<input type="checkbox"/> Preservation of a certified historic structure<input type="checkbox"/> Preservation of open space</div>											
2	Complete lines 2a–2d if the organization held a qualified conservation contribution in the form of a conservation easement on the last day of the tax year											
		<table><tr><td></td><td>Held at the End of the Year</td></tr><tr><td>2a</td><td></td></tr><tr><td>2b</td><td></td></tr><tr><td>2c</td><td></td></tr><tr><td>2d</td><td></td></tr></table>		Held at the End of the Year	2a		2b		2c		2d	
	Held at the End of the Year											
2a												
2b												
2c												
2d												
a	Total number of conservation easements											
b	Total acreage restricted by conservation easements											
c	Number of conservation easements on a certified historic structure included in (a)											
d	Number of conservation easements included in (c) acquired after 8/17/06											
3	Number of conservation easements modified, transferred, released, extinguished, or terminated by the organization during the taxable year ▶ _____											
4	Number of states where property subject to conservation easement is located ▶ _____											
5	Does the organization have a written policy regarding the periodic monitoring, inspection, handling of violations, and enforcement of the conservation easements it holds? <div><input type="checkbox"/> Yes<input type="checkbox"/> No</div>											
6	Staff and volunteer hours devoted to monitoring, inspecting and enforcing conservation easements during the year ▶ _____											
7	Amount of expenses incurred in monitoring, inspecting, and enforcing conservation easements during the year ▶ \$ _____											
8	Does each conservation easement reported on line 2(d) above satisfy the requirements of section 170(h)(4)(B)(i) and 170(h)(4)(B)(ii)? <div><input type="checkbox"/> Yes<input type="checkbox"/> No</div>											
9	In Part XIV, describe how the organization reports conservation easements in its revenue and expense statement, and balance sheet, and include, if applicable, the text of the footnote to the organization's financial statements that describes the organization's accounting for conservation easements											

Part III

Organizations Maintaining Collections of Art, Historical Treasures, or Other Similar Assets. Complete if the organization answered "Yes" to Form 990, Part IV, line 8.

1a	If the organization elected, as permitted under SFAS 116, not to report in its revenue statement and balance sheet works of art, historical treasures, or other similar assets held for public exhibition, education or research in furtherance of public service, provide, in Part XIV, the text of the footnote to its financial statements that describes these items	
b	If the organization elected, as permitted under SFAS 116, to report in its revenue statement and balance sheet works of art, historical treasures, or other similar assets held for public exhibition, education, or research in furtherance of public service, provide the following amounts relating to these items	
	(i) Revenues included in Form 990, Part VIII, line 1	▶ \$ _____
	(ii) Assets included in Form 990, Part X	▶ \$ _____
2	If the organization received or held works of art, historical treasures, or other similar assets for financial gain, provide the following amounts required to be reported under SFAS 116 relating to these items	
a	Revenues included in Form 990, Part VIII, line 1	▶ \$ _____
b	Assets included in Form 990, Part X	▶ \$ _____

Part III

Organizations Maintaining Collections of Art, Historical Treasures, or Other Similar Assets (continued)

3

Using the organization's accession and other records, check any of the following that are a significant use of its collection items (check all that apply)

a

☐

Public exhibition

b

☐

Scholarly research

c

☐

Preservation for future generations

d

☐

Loan or exchange programs

e

☐

Other

4

Provide a description of the organization's collections and explain how they further the organization's exempt purpose in Part XIV

5

During the year, did the organization solicit or receive donations of art, historical treasures or other similar assets to be sold to raise funds rather than to be maintained as part of the organization's collection?

☐ Yes

☐ No

Part IV

Escrow and Custodial Arrangements. Complete if the organization answered "Yes" to Form 990, Part IV, line 9, or reported an amount on Form 990, Part X, line 21.

1a

Is the organization an agent, trustee, custodian or other intermediary for contributions or other assets not included on Form 990, Part X?

☐ Yes

☐ No

b

If "Yes," explain the arrangement in Part XIV and complete the following table

c

Beginning balance

d

Additions during the year

e

Distributions during the year

f

Ending balance

	Amount
1c	
1d	
1e	
1f	

2a

Did the organization include an amount on Form 990, Part X, line 21?

☐ Yes

☐ No

b

If "Yes," explain the arrangement in Part XIV

Part V

Endowment Funds. Complete if the organization answered "Yes" to Form 990, Part IV, line 10.

	(a)Current Year	(b)Prior Year	(c)Two Years Back	(d)Three Years Back	(e)Four Years Back
1a	Beginning of year balance				
b	Contributions				
c	Investment earnings or losses				
d	Grants or scholarships				
e	Other expenditures for facilities and programs				
f	Administrative expenses				
g	End of year balance				

2

Provide the estimated percentage of the year end balance held as

a

Board designated or quasi-endowment ▶ %

b

Permanent endowment ▶ %

c

Term endowment ▶ %

3a

Are there endowment funds not in the possession of the organization that are held and administered for the organization by

(i) unrelated organizations

3a(i)

Yes

No

(ii) related organizations

3a(ii)

Yes

No

b

If "Yes" to 3a(ii), are the related organizations listed as required on Schedule R?

3b

Yes

No

4

Describe in Part XIV the intended uses of the organization's endowment funds

Part VI

Investments—Land, Buildings, and Equipment. See Form 990, Part X, line 10.

Description of investment	(a) Cost or other basis (investment)	(b)Cost or other basis (other)	(c) Accumulated depreciation	(d) Book value
1a Land		1,270,347		1,270,347
b Buildings		11,916,976	2,331,597	9,585,379
c Leasehold improvements				
d Equipment		3,834,997	2,172,273	1,662,724
e Other				
Total. Add lines 1a-1e (Column (d) should equal Form 990, Part X, column (B), line 10(c).)				12,518,450

Schedule D (Form 990) 2009

Part XIReconciliation of Change in Net Assets from Form 990 to Financial Statements		
1	Total revenue (Form 990, Part VIII, column (A), line 12)	124,006,778
2	Total expenses (Form 990, Part IX, column (A), line 25)	23,923,289
3	Excess or (deficit) for the year Subtract line 2 from line 1	83,489
4	Net unrealized gains (losses) on investments	-239
5	Donated services and use of facilities	
6	Investment expenses	
7	Prior period adjustments	
8	Other (Describe in Part XIV)	
9	Total adjustments (net) Add lines 4 - 8	-239
10	Excess or (deficit) for the year per financial statements Combine lines 3 and 9	83,250

Part XIIReconciliation of Revenue per Audited Financial Statements With Revenue per Return		
1	Total revenue, gains, and other support per audited financial statements	124,006,539
2	Amounts included on line 1 but not on Form 990, Part VIII, line 12	
a	Net unrealized gains on investments2a-239	
b	Donated services and use of facilities2b	
c	Recoveries of prior year grants2c	
d	Other (Describe in Part XIV)2d	
e	Add lines 2a through 2d2e-239	
3	Subtract line 2e from line 13	24,006,778
4	Amounts included on Form 990, Part VIII, line 12, but not on line 1	
a	Investment expenses not included on Form 990, Part VIII, line 7b4a	
b	Other (Describe in Part XIV)4b	
c	Add lines 4a and 4b4c	
5	Total Revenue Add lines 3 and 4c. (This should equal Form 990, Part I, line 12)5	24,006,778

Part XIIIReconciliation of Expenses per Audited Financial Statements With Expenses per Return		
1	Total expenses and losses per audited financial statements	123,923,289
2	Amounts included on line 1 but not on Form 990, Part IX, line 25	
a	Donated services and use of facilities2a	
b	Prior year adjustments2b	
c	Other losses2c	
d	Other (Describe in Part XIV)2d	
e	Add lines 2a through 2d2e	
3	Subtract line 2e from line 13	23,923,289
4	Amounts included on Form 990, Part IX, line 25, but not on line 1:	
a	Investment expenses not included on Form 990, Part VIII, line 7b4a	
b	Other (Describe in Part XIV)4b	
c	Add lines 4a and 4b4c	
5	Total expenses Add lines 3 and 4c. (This should equal Form 990, Part I, line 18)5	23,923,289

Part XIVSupplemental Information		
Complete this part to provide the descriptions required for Part II, lines 3, 5, and 9, Part III, lines 1a and 4, Part IV, lines 1b and 2b, Part V, line 4, Part X, Part XI, line 8, Part XII, lines 2d and 4b, and Part XIII, lines 2d and 4b. Also complete this part to provide any additional information.		
Identifier	Return Reference	Explanation
Part III, Line 4	Part III, Line 4 Description of organization's collections and how it furthers its purpose	N/A

[illegible]

3 Enter total number of other organizations or entities ►

Part III **Grants and Other Assistance to Individuals Outside the United States.** Complete if the organization answered "Yes" to Form 990, Part IV, line 16. Use Schedule F-1 (Form 990) if additional space is needed.

[illegible]

Complete this part to provide the information required in Part I, line 2, and any additional information.

[illegible]

Schedule J
(Form 990)

Compensation Information

OMB No 1545-0047

2009

Open to Public Inspection

For certain Officers, Directors, Trustees, Key Employees, and Highest Compensated Employees

▶ Complete if the organization answered "Yes" to Form 990, Part IV, question 23.

▶ Attach to Form 990. ▶ See separate instructions.

Name of the organization

Healthwise Incorporated

Employer identification number

23-7455145

Part I

Questions Regarding Compensation

		Yes	No
1a	Check the appropriate box(es) if the organization provided any of the following to or for a person listed in Form 990, Part VII, Section A, line 1a. Complete Part III to provide any relevant information regarding these items. <div><div><input type="checkbox"/> First-class or charter travel</div><div><input type="checkbox"/> Housing allowance or residence for personal use</div><div><input type="checkbox"/> Travel for companions</div><div><input type="checkbox"/> Payments for business use of personal residence</div><div><input type="checkbox"/> Tax idemnification and gross-up payments</div><div><input type="checkbox"/> Health or social club dues or initiation fees</div><div><input type="checkbox"/> Discretionary spending account</div><div><input type="checkbox"/> Personal services (e g , maid, chauffeur, chef)</div></div>		
1b	If any of the boxes in line 1a are checked, did the organization follow a written policy regarding payment or reimbursement or provision of all the expenses described above? If "No," complete Part III to explain		
2	Did the organization require substantiation prior to reimbursing or allowing expenses incurred by all officers, directors, trustees, and the CEO/Executive Director, regarding the items checked in line 1a?		
3	Indicate which, if any, of the following the organization uses to establish the compensation of the organization's CEO/Executive Director. Check all that apply. <div><div><input checked="" type="checkbox"/> Compensation committee</div><div><input type="checkbox"/> Written employment contract</div><div><input type="checkbox"/> Independent compensation consultant</div><div><input checked="" type="checkbox"/> Compensation survey or study</div><div><input type="checkbox"/> Form 990 of other organizations</div><div><input checked="" type="checkbox"/> Approval by the board or compensation committee</div></div>		
4	During the year, did any person listed in Form 990, Part VII, Section A, line 1a with respect to the filing organization or a related organization		
4a	Receive a severance payment or change-of-control payment?		No
4b	Participate in, or receive payment from, a supplemental nonqualified retirement plan?	Yes	
4c	Participate in, or receive payment from, an equity-based compensation arrangement?		No
	If "Yes" to any of lines 4a-c, list the persons and provide the applicable amounts for each item in Part III		
	Only 501(c)(3) and 501(c)(4) organizations only must complete lines 5-9.		
5	For persons listed in form 990, Part VII, Section A, line 1a, did the organization pay or accrue any compensation contingent on the revenues of		
5a	The organization?	Yes	
5b	Any related organization?		No
	If "Yes," to line 5a or 5b, describe in Part III		
6	For persons listed in form 990, Part VII, Section A, line 1a, did the organization pay or accrue any compensation contingent on the net earnings of		
6a	The organization?		No
6b	Any related organization?		No
	If "Yes," to line 6a or 6b, describe in Part III		
7	For persons listed in Form 990, Part VII, Section A, line 1a, did the organization provide any non-fixed payments not described in lines 5 and 6? If "Yes," describe in Part III	Yes	
8	Were any amounts reported in Form 990, Part VII, paid or accrued pursuant to a contract that was subject to the initial contract exception described in Regs section 53.4958-4(a)(3)? If "Yes," describe in Part III		No
9	If "Yes" to line 8, did the organization also follow the rebuttable presumption procedure described in Regulations section 53.4958-6(c)?		No

Part II **Officers, Directors, Trustees, Key Employees, and Highest Compensated Employees.** Use Schedule J-1 if additional space needed.

For each individual whose compensation must be reported in Schedule J, report compensation from the organization on row (i) and from related organizations, described in the instructions on row (ii) Do not list any individuals that are not listed on Form 990, Part VII

Note. The sum of columns (B)(i)-(iii) must equal the applicable column (D) or column (E) amounts on Form 990, Part VII, line 1a

(A) Name		(B) Breakdown of W-2 and/or 1099-MISC compensation			(C) Retirement and other deferred compensation	(D) Nontaxable benefits	(E) Total of columns (B)(i)-(D)	(F) Compensation reported in prior Form 990 or Form 990-EZ
		(i) Base compensation	(ii) Bonus & incentive compensation	(iii) Other reportable compensation				
Robert Long	(i) (ii)	140,608	500	554	8,651	20,440	170,753	
Robert Kyte	(i) (ii)	138,510	104	532	6,175	14,312	159,633	
Neal Benz	(i) (ii)	160,005	500	258	11,544	15,862	188,169	
Michael Lauber	(i) (ii)	64,515	103,041	378	4,778	17,528	190,240	
Mark Murray	(i) (ii)	166,339	745	1,138	12,019	14,319	194,560	
Leslie Kelly-Hall	(i) (ii)	152,722	535	414	11,032	14,835	179,538	
Karen Baker	(i) (ii)	152,550	683	516	10,899	14,102	178,750	
James Guiffre	(i) (ii)	220,560	680	258	15,803	17,562	254,863	
Dr Steven Schneider	(i) (ii)	234,865	500	396	16,807	9,194	261,762	24,348
Dr Martin Gabica	(i) (ii)	182,347	523	258	13,122	19,183	215,433	
Donald W Kemper	(i) (ii)	274,860	650	2,955	73,154	16,671	368,290	
Brigid Runyon	(i) (ii)	89,920	97,157	144	6,300	1,205	194,726	
A James Balkins III	(i) (ii)	217,066	615	258	15,886	20,824	254,649	6,206

Part III

Supplemental Information

Complete this part to provide the information, explanation, or descriptions required for Part I, lines 1a, 1b, 4c, 5a, 5b, 6a, 6b, 7, and 8. Also complete this part for any additional information.

Identifier	Return Reference	Explanation
Sch J, Part III, Additional Information	Part III, Additional Information	PART I LINE 9 - QUESTION #9 DOES NOT APPLY TO HEALTHWISE, INC. HOWEVER, SOFTWARE LIMITATIONS DON'T ALLOW THE BOX TO BE LEFT BLANK AND DEFAULTS TO A NO ANSWER. THIS ANSWER SHOULD BE DISREGARDED.
Sch J, Part I, Line 7	Part I, Line 7 Non-Fixed payments not listed above	IN THE COURSE OF FULFILLING ITS EXEMPT MISSION, HEALTHWISE ENDEAVORS TO MEASURE ITS MISSION ACCOMPLISHMENT THROUGH TRACKING OF MISSION POINTS. MISSION POINTS ARE NOT TIED TO GROSS OR NET INCOME. ANNUALLY, THE BOARD DETERMINES IF ANY ADDITIONAL COMPENSATION ABOVE THE EMPLOYEES' BASE REMUNERATION IS TO BE PAID BASED ON MISSION ACCOMPLISHMENT AS MEASURED BY MISSION POINTS, THE FULFILLMENT OF MISSION EFFORTS THROUGH THE DEVELOPMENT OF NEW HEALTH INFORMATION MATERIALS AND OTHER MISSION CRITERIA. THIS COMPENSATION IS DISCRETIONARY BY THE BOARD AND, THEREFORE, CONSIDERED NON-FIXED. IF THE MISSION ACCOMPLISHMENT IS ACHIEVED, THEN THE BOARD TAKES INTO ACCOUNT THE FINANCIAL CAPABILITIES OF HEALTHWISE TO PAY SUCH ADDITIONAL COMPENSATION SO AS NOT TO JEOPARDIZE ITS OPERATING ABILITY, AS WELL AS REVIEWING TOTAL COMPENSATION TO ENSURE THAT ALL COMPENSATION FALLS WITHIN THE REASONABLE REMUNERATION FACTORS AS A TAX-EXEMPT ORGANIZATION. ONCE THE BOARD ESTABLISHES IF THERE WILL BE A PAYMENT AND THE PERCENTAGE OF BASE PAY USED TO CALCULATE SUCH PAYMENT, THEN THE FORMULA USED TO DETERMINE THE PAYMENT IS APPLIED FOR PAYMENT DETERMINATION. WHEN PAID, THE AMOUNT OF SUCH MISSION-BASED REMUNERATION IS A PERCENTAGE OF THE EMPLOYEES' COMPENSATION.

Schedule K (Form 990)	<div>Supplemental Information on Tax Exempt Bonds</div> <div>▶ Complete if the organization answered "Yes" to Form 990, Part IV, line 24a. Provide descriptions, explanations, and any additional information in Schedule O (Form 990). ▶ Attach to Form 990. ▶ See separate instructions.</div>	OMB No 1545-0047
		2009
		Open to Public Inspection

Department of the Treasury Internal Revenue Service	
Name of the organization Healthwise Incorporated	Employer identification number 23-7455145

Part I Bond Issues

(a) Issuer Name	(b) Issuer EIN	(c) CUSIP #	(d) Date Issued	(e) Issue Price	(f) Description of Purpose	(g) Defeased		(h) On Behalf of Issuer	
						Yes	No	Yes	No
A Idaho Housing and Finance Association	82-0302333		01-19-2006	3,520,000	To fund additional facilities to further non profit purpose		X		X

Part II Proceeds

		A	B	C	D	E			
1	Total proceeds of issue	3,520,000							
2	Gross proceeds in reserve funds								
3	Proceeds in refunding or defeasance escrows								
4	Other unspent proceeds								
5	Issuance costs from proceeds	83,291							
6	Working capital expenditures from proceeds								
7	Capital expenditures from proceeds	3,436,709							
8	Year of substantial completion	2006							
		Yes	No	Yes	No	Yes	No	Yes	No
9	Were the bonds issued as part of a current refunding issue?		X						
10	Were the bonds issued as part of an advance refunding issue?		X						
11	Has the final allocation of proceeds been made?	X							
12	Does the organization maintain adequate books and records to support the final allocation of proceeds?	X							

Part III Private Business Use

		A		B		C		D		E	
		Yes	No	Yes	No	Yes	No	Yes	No	Yes	No
1	Was the organization a partner in a partnership, or a member of an LLC, which owned property financed by tax-exempt bonds?										
2	Are there any lease arrangements with respect to the financed property which may result in private business use?										

Part III

Private Business Use (Continued)

		A		B		C		D		E	
		Yes	No	Yes	No	Yes	No	Yes	No	Yes	No
3a	Are there any management or service contracts with respect to the financed property which may result in private business use?										
3b	Are there any research agreements with respect to the financed property which may result in private business use?										
3c	Does the organization routinely engage bond counsel or other outside counsel to review any management or service contracts or research agreements relating to the financed property?										
4	Enter the percentage of financed property used in a private business use by entities other than a section 501(c)(3) organization or a state or local government										
5	Enter the percentage of financed property used in a private business use as a result of unrelated trade or business activity carried on by your organization, another section 501(c)(3) organization, or a state or local government										
6	Total of lines 4 and 5										
7	Has the organization adopted management practices and procedures to ensure the post-issuance compliance of its tax-exempt bond liabilities?										

Part IV

Arbitrage

		A		B		C		D		E	
		Yes	No	Yes	No	Yes	No	Yes	No	Yes	No
1	Has a Form 8038-T, Arbitrage Rebate, Yield Reduction and Penalty in Lieu of Arbitrage Rebate, been filed with respect to the bond issue?		X								
2	Is the bond issue a variable rate issue?		X								
3a	Has the organization or the governmental issuer identified a hedge with respect to the bond issue on its books and records?		X								
b	Name of provider		na								
c	Term of hedge										
4a	Were gross proceeds invested in a GIC?		X								
b	Name of provider		na								
c	Term of GIC										
d	Was the regulatory safe harbor for establishing the fair market value of the GIC satisfied?		X								
5	Were any gross proceeds invested beyond an available temporary period?		X								
6	Did the bond issue qualify for an exception to rebate?		X								

SCHEDULE O
(Form 990)

Department of the Treasury
Internal Revenue Service

Supplemental Information to Form 990

Complete to provide information for responses to specific questions on
Form 990 or to provide any additional information.
▶ Attach to Form 990.

OMB No 1545-0047

2009

Open to Public
Inspection

Name of the organization Healthwise Incorporated	Employer identification number 23-7455145
---	--

Identifier	Return Reference	Explanation
Form 990, Part VI, Line 19	Form 990, Part VI, Line 19 Other Organization Documents Publicly Available	ALL DOCUMENTS, SUCH AS THE FORM 990 AND THE ARTICLES OF INCORPORATION, ARE AVAILABLE UPON REQUEST FROM THE CEO, GENERAL COUNSEL OR THE CFO'S OFFICE
Form 990, Part VI, Line 15b	Form 990, Part VI, Line 15b Compensation Review and Approval Process for Officers and Key Employees	THE FOLLOWING PROCEDURES ARE IN PLACE FOR SETTING AND REVIEWING THE CEO, OFFICERS AND KEY EMPLOYEES' COMPENSATION (NO DIRECTOR COMPENSATION IS PAID) I COMPENSATION IS REVIEWED AND APPROVED BY THE BOARD ESTABLISHED COMPENSATION COMMITTEE CONSISTING OF DISINTERESTED PERSONS PERSONS WITH CONFLICTS OF INTEREST ARE NOT INVOLVED IN THIS REVIEW OR APPROVAL FOR ANY POSITION THAT MAY INVOLVE SUCH CONFLICT II COMPENSATION IS REVIEWED AND APPROVED USING COMPARABLE COMPENSATION DATA FOR SIMILARLY QUALIFIED PERSONS IN FUNCTIONALLY COMPARABLE POSITIONS AT SIMILARLY SITUATED ORGANIZATIONS THE SOURCE DATA USED IS BASED ON MULTIPLE COMPENSATION SURVEYS III THERE IS CONTEMPORANEOUS DOCUMENTATION AND RECORD KEEPING WITH RESPECT TO THE DELIBERATIONS AND DECISIONS REGARDING THE COMPENSATION ARRANGEMENTS THE DOCUMENTATION INCLUDES TERMS OF COMPENSATION, MEMBERS OF THE COMMITTEE/BOARD PRESENT FOR THE DECISION AND DISCUSSION, COMPARABLE DATA USED AND THE BASIS FOR THE DECISION MADE IV THE BOARD OF DIRECTORS HAS ACCESS TO ALL COMPENSATION COMMITTEE DECISIONS REGARDING THE RESULTS OF THE PROCESS AND IN ADDITION THE BOARD DIRECTLY HANDLES THE SETTING OF COMPENSATION FOR THE CEO, DONALD KEMPER, AND HIS SPOUSE, MOLLY METTLER, WHO CURRENTLY HOLDS THE POSITION OF SENIOR VICE PRESIDENT
Form 990, Part VI, Line 12c	Form 990, Part VI, Line 12c Explanation of Monitoring and Enforcement of Conflicts	ALL BOARD MEMBERS, OFFICERS AND KEY EMPLOYEES ARE REQUIRED TO ANNUALLY REVIEW THE CONFLICT OF INTEREST POLICY AND SIGN A DISCLOSURE FORM
Form 990, Part VI, Line 11	Form 990, Part VI, Line 11 Form 990 Review Process	PRIOR TO FILING OF THE FORM 990 EACH MEMBER OF THE BOARD OF DIRECTORS IS PROVIDED A COPY OF THE FORM 990 TO REVIEW THE DIRECTORS ARE ENCOURAGED TO ASK ANY QUESTIONS REGARDING THE FILING AND GIVEN OPPORTUNITY TO CONTACT THE CEO, CFO AND/OR GENERAL COUNSEL IF A REGULAR BOARD MEETING IS NOT SCHEDULED PRIOR TO THE FILING, THEN AT THE DISCRETION OF THE BOARD IF THEY DEEM IT ADVISABLE, A SPECIAL MEETING MAY BE CALLED TO DISCUSS THE FORM 990
Form 990, Part VI, Line 2	Form 990, Part VI, Line 2 Description of Business or Family Relationship of Officers, Directors, Et	DONALD KEMPER, CHAIRMAN OF THE BOARD AND CEO, IS MARRIED TO MOLLY METTLER, SENIOR VICE PRESIDENT
	Client Note1	THE FOLLOWING ARE EXPLANATIONS REGARDING QUESTIONS AND AMOUNTS THAT ARE NOT CORRECT DUE TO SOFTWARE LIMITATIONS FORM 990, PART V, 7G AND 7H QUESTIONS 7G AND 7H DO NOT APPLY TO HEALTHWISE, INCORPORATED SCHEDULE A, PART III, SECTION C QUESTION 15 SHOULD BE 55.04% QUESTION 16 SHOULD BE 55.08% SCHEDULE C, PART I-B, 1 HEALTHWISE, INCORPORATED DID NOT INCUR ANY EXCISE TAX UNDER SECTION 4955 SCHEDULE C, PART I-B, 3 THE QUESTION IS NOT APPLICABLE TO HEALTHWISE, INCORPORATED SCHEDULE C, PART II-A, 1J THE QUESTION IS NOT APPLICABLE TO HEALTHWISE, INCORPORATED SCHEDULE D, PART X THE SECTION IS NOT APPLICABLE TO HEALTHWISE, INCORPORATED SCHEDULE F, PART I, 1 THE QUESTION IS NOT APPLICABLE TO HEALTHWISE, INCORPORATED SCHEDULE F, PART I, 2 THE QUESTION IS NOT APPLICABLE TO HEALTHWISE, INCORPORATED SCHEDULE J, PART I, 9 THE QUESTION IS NOT APPLICABLE TO HEALTHWISE, INCORPORATED SCHEDULE K, PART IV, LINES 3C, 4C AND 4D THESE QUESTIONS ARE NOT APPLICABLE TO HEALTHWISE, INCORPORATED SCHEDULE O, PART VI, LINE 15A & B THE EXPLANATION PROVIDED IN THE SCHEDULE O WITH THE TITLE "FORM 990 PART VI LINE 15B" ACTUALLY RELATES TO THE CEO AS WELL AS OFFICERS AND KEY EMPLOYEES THE SAME PROCESS IS USED TO DETERMINE COMPENSATION FOR ALL OF THESE POSITIONS BUT DUE TO SOFTWARE LIMITATIONS THE TITLE OF THE DISCLOSURE COULD NOT BE CHANGED TO REFLECT BOTH LINE 15A AND 15B

ASSET DEPRECIATION SHORT REPORT
HEALTHWISE INCORPORATED Jun. 30, 2010

Sorted. ASSET A/C#
 Method: 1-FEDERAL-Std Conv Applied

Range. 1305-001 - 1320
 Include. All assets

Date Acq	Description	Meth/Life	Cost	Section 179	Depr Basis	Includes Section 179		
						Beg A/Depr	Curr Depr	End A/Depr
ASSET A/C#: 1305-001 - LAND - BOGUS BASIN								
10/27/94	LAND - HARRISON HOLLOW	NONE/10.00	155,000.00	0.00	0.00	0.00	0.00	0.00
06/30/95	STRUWE LAND	NONE/0.00	85,654.89	0.00	0.00	0.00	0.00	0.00
11/28/95	STRUWE LAND	NONE/0.00	5,000.00	0.00	0.00	0.00	0.00	0.00
12/15/95	STRUWE LAND	NONE/0.00	30,000.00	0.00	0.00	0.00	0.00	0.00
07/02/96	STRUWE LAND	NONE/0.00	41,043.78	0.00	0.00	0.00	0.00	0.00
10/16/96	STRUWE LAND	NONE/0.00	10,000.00	0.00	0.00	0.00	0.00	0.00
11/01/96	STRUWE LAND	NONE/0.00	357,175.13	0.00	0.00	0.00	0.00	0.00
09/30/97	R B. SMITH LAND	NONE/0.00	1,503.32	0.00	0.00	0.00	0.00	0.00
10/31/97	R B. SMITH LAND	NONE/0.00	2,404.75	0.00	0.00	0.00	0.00	0.00
12/31/97	R.B. SMITH LAND	NONE/0.00	2,543.25	0.00	0.00	0.00	0.00	0.00
01/31/98	R B. SMITH LAND	NONE/0.00	2,647.34	0.00	0.00	0.00	0.00	0.00
02/28/98	R.B. SMITH LAND	NONE/0.00	1,594.70	0.00	0.00	0.00	0.00	0.00
03/31/98	R B. SMITH LAND	NONE/0.00	625.50	0.00	0.00	0.00	0.00	0.00
04/30/98	R B. SMITH LAND	NONE/0.00	1,840.38	0.00	0.00	0.00	0.00	0.00
05/18/98	R B. SMITH LAND	NONE/0.00	253.65	0.00	0.00	0.00	0.00	0.00
06/30/98	R.B. SMITH LAND	NONE/0.00	2,398.00	0.00	0.00	0.00	0.00	0.00
07/31/98	R B. SMITH LAND	NONE/0.00	300.00	0.00	0.00	0.00	0.00	0.00
08/13/98	R.B. SMITH LAND	NONE/0.00	29,215.72	0.00	0.00	0.00	0.00	0.00
09/01/98	R B. SMITH LAND	NONE/0.00	460.00	0.00	0.00	0.00	0.00	0.00
10/13/98	R.B. SMITH LAND	NONE/1.00	524.50	0.00	0.00	0.00	0.00	0.00
11/30/98	R.B. SMITH LAND	NONE/0.00	201.25	0.00	0.00	0.00	0.00	0.00
12/09/98	R B. SMITH LAND	NONE/0.00	105.00	0.00	0.00	0.00	0.00	0.00
01/14/99	R B. SMITH LAND	NONE/1.00	1,465.00	0.00	0.00	0.00	0.00	0.00
07/01/07	PARKING LOT ADDITION	SLP/15.00	367,181.00	0.00	367,181.00	48,957.46	24,478.73	73,436.19
11/05/07	LAND - CORNER BUILDING	NONE/0.01	171,210.00	0.00	171,210.00	0.00	0.00	0.00
Grand totals 1305-001 - LAND - BOGUS BASIN (25 assets)			1,270,346.96	0.00	538,391.00	48,957.46	24,478.73	73,436.19
ASSET A/C#: 1315-001 - BUILDING - BOGUS BASIN								
07/25/97	BUILDING - BOGUS BASIN	SLP/39.00	299,257.78	0.00	299,257.78	92,079.36	7,673.28	99,752.64
07/25/97	BUILDING - BOGUS BASIN	SLP/39.00	119,986.95	0.00	119,986.95	36,919.08	3,076.59	39,995.87
07/25/97	BUILDING - BOGUS BASIN	SLP/39.00	192,928.09	0.00	192,928.09	59,362.44	4,948.87	64,309.31
07/25/97	BUILDING - BOGUS BASIN	SLP/39.00	130,520.75	0.00	130,520.75	40,160.28	3,346.69	43,506.97
07/25/97	BUILDING - BOGUS BASIN	SLP/39.00	143,358.90	0.00	143,358.90	44,110.44	3,675.87	47,786.31
07/25/97	BUILDING - BOGUS BASIN	SLP/39.00	273,781.91	0.00	273,781.91	84,240.60	7,020.05	91,260.65
07/25/97	BUILDING - BOGUS BASIN	SLP/39.00	277,604.28	0.00	277,604.28	85,416.72	7,118.06	92,534.78
07/25/97	BUILDING - BOGUS BASIN	SLP/39.00	256,638.87	0.00	256,638.87	78,965.76	6,580.48	85,546.24
07/25/97	BUILDING - BOGUS BASIN	SLP/39.00	560,278.93	0.00	560,278.93	172,393.56	14,366.13	186,759.89
07/25/97	BUILDING - BOGUS BASIN	SLP/39.00	467,990.55	0.00	467,990.55	143,997.12	11,999.76	155,996.88
07/25/97	BUILDING - BOGUS BASIN	SLP/39.00	371,443.96	0.00	371,443.96	114,290.40	9,524.20	123,814.60
07/25/97	BUILDING - BOGUS BASIN	SLP/39.00	442,450.76	0.00	442,450.76	136,138.68	11,344.89	147,483.57
07/25/97	BUILDING - BOGUS BASIN	SLP/39.00	743,746.37	0.00	743,746.37	228,845.04	19,070.42	247,915.46
07/25/97	BUILDING - BOGUS BASIN	SLP/39.00	195,216.00	0.00	195,216.00	60,066.48	5,005.54	65,072.02
07/25/97	BUILDING - BOGUS BASIN	SLP/39.00	12,353.41	0.00	12,353.41	3,801.00	316.75	4,117.75
08/15/97	BUILDING - BOGUS BASIN	SLP/39.00	8,294.36	0.00	8,294.36	2,534.43	212.68	2,747.11
09/30/97	BUILDING - BOGUS BASIN	SLP/39.00	1,906.60	0.00	1,906.60	578.53	48.89	627.42
11/07/97	BUILDING - BOGUS BASIN	SLP/39.00	108,608.69	0.00	108,608.69	32,489.80	2,784.84	35,274.64
12/04/97	BUILDING - BOGUS BASIN	SLP/39.00	21.13	0.00	21.13	6.26	0.54	6.80
02/11/98	BUILDING - BOGUS BASIN	SLP/39.00	73,077.00	0.00	73,077.00	21,392.21	1,873.77	23,265.98
03/10/98	BUILDING EXTENSION - BOGUS BASIN	SLP/39.00	2,466.79	0.00	2,466.79	695.71	83.25	758.96
06/23/98	BUILDING EXTENSION - BOGUS BASIN	SLP/39.00	1,103.21	0.00	1,103.21	311.16	28.29	339.45
08/11/98	BUILDING - SYSTEMS REMODEL	SLP/39.00	1,800.00	0.00	1,800.00	503.81	46.15	549.96
09/09/98	BUILDING - SYSTEMS REMODEL	SLP/39.00	17,576.00	0.00	17,576.00	4,882.26	450.67	5,332.93
07/24/00	BUILDING - DON/KATY REMODEL	SLP/39.00	5,917.00	0.00	5,917.00	1,365.48	151.72	1,517.20
12/01/00	MQ 2 MAPLE TREES	SLP/15.00	600.00	0.00	600.00	343.33	40.00	383.33
03/09/01	MQ RELOCATE FIRE HYDRANT	SLP/15.00	11,839.46	0.00	11,839.46	6,466.33	775.96	7,242.29
07/19/01	STEPS FROM STREET TO PATIO	SLP/15.00	4,490.00	0.00	4,490.00	2,394.64	299.33	2,693.97
08/01/01	2001 REMODEL-LOCKS	SLP/39.00	571.29	0.00	571.29	115.98	14.65	130.63

ASSET DEPRECIATION SHORT REPORT
HEALTHWISE INCORPORATED Jun. 30, 2010

Sorted ASSET A/C#
Method 1-FEDERAL-Std Conv Applied

Range: 1305-001 - 1320
Include: All assets

Date Acq	Description	Meth/Life	Cost	Section 179	Depr Basis	Includes Section 179		
						Beg A/Depr	Curr Depr	End A/Depr
ASSET A/C#: 1315-001 - BUILDING - BOGUS BASIN								
08/03/01	2001 REMODEL	SLP/39.00	360.00	0.00	360.00	73.07	9.23	82.30
08/21/01	2001 REMODEL-CABLE INSTALLATION	SLP/39.00	1,733.76	0.00	1,733.76	351.97	44.46	396.43
10/01/01	BUILDING REMODEL-SERVER	SLP/39.00	24,052.00	0.00	24,052.00	4,779.58	616.72	5,396.30
11/16/01	STEPS FROM STREET TO PATIO	SLP/15.00	5,000.00	0.00	5,000.00	2,555.53	333.33	2,888.86
08/31/03	EXTERNAL HANDRAIL PAINTING	SLP/ 5.00	9,500.00	0.00	9,500.00	9,500.00	0.00	9,500.00
08/31/03	INTERIOR PAINTING - 1ST FLOOR	SLP/ 5.00	12,100.00	0.00	12,100.00	12,100.00	0.00	12,100.00
09/19/03	STEPS FROM STREET TO PATIO-INTALL B	SLP/15.00	2,410.00	0.00	2,410.00	937.24	160.67	1,097.91
10/31/03	HUB REMODEL 10/03	SLP/39.00	50,335.00	0.00	50,335.00	7,421.18	1,290.64	8,711.82
11/30/03	REPIPE SERVER ROOM	SLP/39.00	3,437.00	0.00	3,437.00	499.40	88.13	587.53
06/04/04	REMODEL - FY04	SLP/39.00	34,370.00	0.00	34,370.00	4,479.84	881.28	5,361.12
08/16/04	HVAC UPGRADE TO MATRIX	SLP/39.00	16,787.00	0.00	16,787.00	2,116.33	430.44	2,546.77
08/17/04	PAINT 2ND FLOOR	SLP/ 5.00	10,500.00	0.00	10,500.00	10,325.00	175.00	10,500.00
08/17/04	FRONT STEP UPGRADE	SLP/15.00	4,100.00	0.00	4,100.00	1,343.88	273.33	1,617.21
10/26/04	OFFICE REMODELS	SLP/39.00	81,660.56	0.00	81,660.56	9,945.84	2,093.86	12,039.70
10/26/04	FLAGPOLE	SLP/15.00	3,697.00	0.00	3,697.00	1,170.73	246.47	1,417.20
11/12/04	FLAGPOLE (LIGHTING)	SLP/15.00	615.00	0.00	615.00	191.33	41.00	232.33
12/07/04	FIRE ALARM UPDATE	SLP/39.00	1,055.80	0.00	1,055.80	124.07	27.07	151.14
12/08/04	OFFICE REMODEL ROOM 131	SLP/39.00	11,549.00	0.00	11,549.00	1,357.26	286.13	1,653.39
05/31/05	WIND SCULPTURE	SLP/15.00	5,530.50	0.00	5,530.50	1,536.25	368.70	1,904.95
06/07/06	STAIRS FOR MAIN BUILDING	SLP/15.00	10,877.00	0.00	10,877.00	2,235.82	725.13	2,960.95
11/09/07	HVAC RETROFIT	SLP/10.00	4,312.50	0.00	4,312.50	718.75	431.25	1,150.00
12/01/07	EXT RETAINING WALLS/LANDSCPING - MA	SLP/15.00	135,949.00	0.00	135,949.00	14,350.18	9,063.27	23,413.45
01/28/08	HVAC RETROFIT	SLP/10.00	21,032.00	0.00	21,032.00	3,154.80	2,103.20	5,258.00
08/07/08	LANDSCAPING	SLP/15.00	6,000.00	0.00	6,000.00	368.67	400.00	766.67
09/23/08	PAINT 3RD FLOOR HALLWAY	SLP/ 5.00	3,450.00	0.00	3,450.00	575.00	690.00	1,265.00
02/27/09	CARPET REPLACEMENT - 50% DOWN	SLP/ 5.00	14,964.31	0.00	14,964.31	1,247.03	2,992.86	4,239.89
02/27/09	CARPET REPLACEMENT	SLP/ 5.00	13,308.50	0.00	13,308.50	1,109.04	2,661.70	3,770.74
Grand totals: 1315-001 - BUILDING - BOGUS BASIN (56 assets)			5,214,314.97	0.00	5,214,314.97	1,549,432.68	148,300.19	1,697,732.87
ASSET A/C#: 1316-001 - BUILDING-CORNER BUILDING								
04/28/06	ENVIRONMENTAL SITE ASSESSMENT	NONE/39.00	1,830.00	0.00	1,830.00	0.00	0.00	0.00
04/28/06	ASBESTOS INSPECTION	NONE/39.00	110.00	0.00	110.00	0.00	0.00	0.00
05/15/06	CORNER BUILDING PARKING DESIGNS	NONE/39.00	731.00	0.00	731.00	0.00	0.00	0.00
05/31/06	ENVIRONMENTAL SURVEYS	NONE/39.00	2,190.00	0.00	2,190.00	0.00	0.00	0.00
05/31/06	ENVIRONMENTAL SURVEYS	NONE/39.00	10,121.00	0.00	10,121.00	0.00	0.00	0.00
06/13/06	BUILDING INSPECTIONS	NONE/39.00	550.00	0.00	550.00	0.00	0.00	0.00
06/19/06	ARCHITECTURAL FEES	NONE/39.00	744.00	0.00	744.00	0.00	0.00	0.00
06/30/06	LAND ANALYSIS	NONE/39.00	2,833.47	0.00	2,833.47	0.00	0.00	0.00
08/01/06	CORNER BUILDING EARNST MONEY	NONE/39.00	25,000.00	0.00	25,000.00	0.00	0.00	0.00
08/01/06	CORNER BUILDING PURCHASE	NONE/39.00	696,094.11	0.00	696,094.11	0.00	0.00	0.00
08/01/06	CORNER BUILDING CLOSING COSTS	NONE/39.00	4,174.88	0.00	4,174.88	0.00	0.00	0.00
10/30/06	RECORD PROPERTY DEEDS	NONE/39.00	12.00	0.00	12.00	0.00	0.00	0.00
11/04/07	LAND-CORNER BUILDING-RCLS TO 1305	NONE/39.00	-171,210.00	0.00	-171,210.00	0.00	0.00	0.00
11/04/07	CORNER BUILDING PLACED IN SERVICE	SLP/39.00	573,180.46	0.00	573,180.46	24,494.89	14,696.93	39,191.82
11/04/07	CORNER BUILDING PURCHASE RCLS	NONE/39.00	-573,180.46	0.00	-573,180.46	0.00	0.00	0.00
11/05/07	CORNER BUILDING PLACED IN SERVICE	SLP/39.00	2,160,878.63	0.00	2,160,878.63	92,345.24	55,407.14	147,752.38
11/05/07	CONSTRUCTION COSTS	SLP/39.00	63,832.00	0.00	63,832.00	2,727.87	1,636.72	4,364.59
11/05/07	ARCHITECTURAL FEES	SLP/39.00	2,233.51	0.00	2,233.51	95.45	57.27	152.72
11/05/07	COMMISSIONING	SLP/39.00	2,220.00	0.00	2,220.00	94.87	56.92	151.79
11/05/07	CONSTRUCTION COSTS	SLP/39.00	125,387.00	0.00	125,387.00	5,358.42	3,215.05	8,573.47
11/05/07	ARCHITECTURAL FEES	SLP/39.00	6,328.96	0.00	6,328.96	270.47	162.28	432.75
11/05/07	COMPUTER ROOM BUILDOUT	SLP/39.00	13,050.00	0.00	13,050.00	557.70	334.62	892.32
11/05/07	CABLING	SLP/39.00	4,737.50	0.00	4,737.50	202.45	121.47	323.92
11/05/07	CONSTRUCTION COSTS	SLP/39.00	10,257.00	0.00	10,257.00	438.33	263.00	701.33
11/05/07	CONSTRUCTION COSTS - SIGNAGE	SLP/39.00	1,484.00	0.00	1,484.00	63.42	38.05	101.47
11/05/07	LIGHTING	SLP/39.00	3,180.50	0.00	3,180.50	135.92	81.55	217.47
11/05/07	LIGHTING	SLP/39.00	2,389.00	0.00	2,389.00	102.10	61.26	163.36

ASSET DEPRECIATION SHORT REPORT
HEALTHWISE INCORPORATED Jun. 30, 2010

Sorted ASSET A/C#
Method: 1-FEDERAL-Std Conv Applied

Range: 1305-001 - 1320
Include All assets

Date Acq	Description	Meth/Life	Cost	Section 179	Depr Basis	Includes Section 179		
						Beg A/Depr	Curr Depr	End A/Depr
ASSET A/C#: 1316-001 - BUILDING-CORNER BUILDING								
12/01/07	EXT RETAINING WALLS/LANDSCAPING-MAISLP/39.00		-135,949.00	0.00	-135,949.00	-5,519.30	-3,485.87	-9,005.17
05/31/08	CORNER BUILDING REMODEL SLP/39.00		409.23	0.00	409.23	12.24	10.49	22.73
06/30/08	CORNER BUILDING CONSTRUCTION SLP/39.00		27,587.39	0.00	27,587.39	766.32	707.37	1,473.69
01/31/10 A	DATA CTR POWER BACKUP CONSTR SLP/39.00		8,439.00	0.00	8,439.00	0.00	108.19	108.19
Grand totals. 1316-001 - BUILDING-CORNER BUILDING (31 assets)			2,869,645.18	0.00	2,869,645.18	122,146.39	73,472.44	195,618.83
ASSET A/C#: 1317 - BUILDING ADDITION								
10/13/06	BUILDING ADDITION PLACED IN SERVICE SLP/39.00		3,410,599.77	0.00	3,410,599.77	240,491.02	87,451.28	327,942.30
10/13/06	CONSTRUCTION LOAN INTEREST-PRE SLP/39.00		13,532.58	0.00	13,532.58	954.22	346.99	1,301.21
11/15/06	CONSTRUCTION ADMINISTRATION SLP/39.00		2,187.02	0.00	2,187.02	149.54	56.08	205.62
11/15/06	NEW CONSTRUCTION CLEAN-UP SLP/39.00		300.00	0.00	300.00	20.51	7.69	28.20
11/15/06	CABLE SUSPENSION HARDWARE SLP/39.00		1,412.00	0.00	1,412.00	96.56	36.21	132.77
11/21/06	CONSTRUCTION COSTS SLP/39.00		246,933.00	0.00	246,933.00	16,884.32	8,331.62	23,215.94
12/27/06	ARCHITECTURAL FEES SLP/39.00		712.44	0.00	712.44	47.20	18.27	65.47
12/27/06	BLUEPRINTS SLP/39.00		75.56	0.00	75.56	5.01	1.94	8.95
12/27/06	COMMISSIONING SLP/39.00		1,600.00	0.00	1,600.00	105.99	41.03	147.02
12/27/06	RECESSED CANS ABOVE 2ND FLR SLP/39.00		401.02	0.00	401.02	26.56	10.28	36.84
12/27/06	RELOCATE FLOOR BOXES SLP/39.00		484.50	0.00	484.50	32.09	12.42	44.51
01/18/07	CONSTRUCTION COSTS SLP/39.00		63,617.00	0.00	63,617.00	4,078.02	1,631.21	5,709.23
01/18/07	ARCHITECTURAL FEES SLP/39.00		258.00	0.00	258.00	16.55	6.82	23.17
01/18/07	SECURITY SYSTEM INSTALLATION SLP/39.00		9,051.50	0.00	9,051.50	580.22	232.09	812.31
02/17/07	ARCHITECTURAL FEES SLP/39.00		258.00	0.00	258.00	16.00	6.62	22.62
03/20/07	ARCHITECTURAL FEES SLP/39.00		43.00	0.00	43.00	2.57	1.10	3.67
03/30/07	QUALITY CONTROL & INSPECTION SLP/39.00		578.78	0.00	578.78	34.63	14.84	49.47
05/11/07	ARCHITECTURAL FEES SLP/39.00		803.50	0.00	803.50	44.63	20.60	65.23
05/14/07	FINAL AUDIT FOR BUILDING ADDITION SLP/39.00		3,040.56	0.00	3,040.56	168.91	77.96	246.87
06/19/07	ARCHITECTURAL FEES SLP/39.00		86.00	0.00	86.00	4.60	2.21	6.81
06/19/07	ARCHITECTURAL FEES SLP/39.00		1,274.00	0.00	1,274.00	68.06	32.67	100.73
06/29/07	ARCHITECTURAL FEES SLP/39.00		129.00	0.00	129.00	6.90	3.31	10.21
06/29/07	CONSTRUCTION COSTS-STAIRS SLP/39.00		19,981.00	0.00	19,981.00	1,067.35	512.33	1,579.68
06/29/07	CONSTRUCTION COSTS-EXHAUST FAN SLP/39.00		2,344.00	0.00	2,344.00	125.21	60.10	185.31
07/01/07	COMMISSIONING SLP/39.00		800.00	0.00	800.00	41.02	20.51	61.53
06/01/08	HIVE REMODEL SLP/39.00		24,813.78	0.00	24,813.78	689.27	636.25	1,325.52
06/09/08	CONSTRUCTION COSTS (FINAL BILL) SLP/39.00		27,700.00	0.00	27,700.00	769.45	710.26	1,479.71
Grand totals. 1317 - BUILDING ADDITION (27 assets)			3,833,016.01	0.00	3,833,016.01	266,626.41	98,282.49	364,808.90
ASSET A/C#: 1320 - FURNITURE & FIXTURES								
10/15/92 D	CHAIR HON, EXEC LTL SWVL, WOOD SL/ 5.00		347.55	0.00	347.55	347.55	0.00	347.55
10/30/92 D	CHAIR W/ARMS OFFICE MASTER (AB) SL/ 5.00		350.70	0.00	350.70	350.70	0.00	350.70
10/30/92 D	CHAIR W/ARMS OFFICE MASTER (GE) SL/ 5.00		310.80	0.00	310.80	310.80	0.00	310.80
11/05/92	RD TABLE SL/ 5.00		366.80	0.00	366.80	366.80	0.00	366.80
01/07/93	FILE 2 DRAWER FIREPROOF SENTRY SL/ 5.00		314.99	0.00	314.99	314.99	0.00	314.99
02/04/93	FLIP CHART/DRY ERASE STAND, SL/ 5.00		214.20	0.00	214.20	214.20	0.00	214.20
07/29/94	SHREDDER WITH STAND SLP/ 7.00		1,690.50	0.00	1,690.50	1,690.50	0.00	1,690.50
10/27/94 D	OFFICE PARTITIONS SLP/10.00		1,260.00	0.00	1,260.00	1,260.00	0.00	1,260.00
12/27/95	CONFERENCE DISPLAY PANELS SLP/ 7.00		2,427.00	0.00	2,427.00	2,427.00	0.00	2,427.00
06/04/96	OFFICE PAVILION - ROOM DIVIDERS SLP/10.00		2,582.54	0.00	2,582.54	2,582.54	0.00	2,582.54
08/01/96	4-DRAWER FIRE PROOF FILE CABINET SLP/ 7.00		1,294.65	0.00	1,294.65	1,294.65	0.00	1,294.65
08/01/96 D	PANEL SYSTEM SLP/ 7.00		6,336.25	0.00	6,336.25	6,336.25	0.00	6,336.25
08/12/96	HON MODULAR FURNITURE SLP/ 7.00		22,485.20	0.00	22,485.20	22,485.20	0.00	22,485.20
09/10/96	HON MODULAR FURNITURE SLP/ 7.00		1,479.45	0.00	1,479.45	1,479.45	0.00	1,479.45
09/16/96	HON MODULAR FURNITURE SLP/ 7.00		6,494.16	0.00	6,494.16	6,494.16	0.00	6,494.16
10/01/96	100 CONFERENCE ROOM CHAIRS SLP/ 7.00		13,020.00	0.00	13,020.00	13,020.00	0.00	13,020.00
10/01/96	HON MODULAR FURNITURE SLP/ 7.00		2,688.53	0.00	2,688.53	2,688.53	0.00	2,688.53
10/04/96	HON MODULAR FURNITURE SLP/ 7.00		4,801.35	0.00	4,801.35	4,801.35	0.00	4,801.35
01/01/97	HON OFFICE FURNITURE SLP/ 7.00		314.28	0.00	314.28	314.28	0.00	314.28
01/30/97	4-DRAWER FIRE-PROOF FILE CABINET SLP/ 7.00		1,046.85	0.00	1,046.85	1,046.85	0.00	1,046.85

ASSET DEPRECIATION SHORT REPORT
HEALTHWISE INCORPORATED Jun. 30, 2010

Sorted ASSET A/C#
Method 1-FEDERAL-Sld Conv Applied

Range: 1305-001 - 1320
Include: All assets

Date Acq	Description	Meth/Life	Cost	Section 179	Depr Basis	Includes Section 179		
						Beg A/Depr	Curr Depr	End A/Depr
ASSET A/C#: 1320 - FURNITURE & FIXTURES								
02/11/97	HON MODULAR FURNITURE	SLP/ 7.00	3,236.71	0.00	3,236.71	3,236.71	0.00	3,236.71
04/02/97	4 PERSIAN RUGS	SLP/ 7.00	2,999.90	0.00	2,999.90	2,999.90	0.00	2,999.90
05/26/97	QUILT ART	SLP/ 7.00	3,695.95	0.00	3,695.95	3,695.95	0.00	3,695.95
06/30/97	ADT SECURITY SYSTEM-BOGUS BASIN BUIS	SLP/ 7.00	6,000.00	0.00	6,000.00	6,000.00	0.00	6,000.00
07/31/97	HON MODULAR OFFICE FURNITURE	SLP/ 7.00	66,807.04	0.00	66,807.04	66,807.04	0.00	66,807.04
08/01/97	4-DRAWER FIRE PROOF FILE CABINET	SLP/ 7.00	1,046.85	0.00	1,046.85	1,046.85	0.00	1,046.85
08/05/97	HON MODULARE FURNITURE	SLP/ 7.00	60,480.72	0.00	60,480.72	60,480.72	0.00	60,480.72
08/05/97	ARTWORK	SLP/ 7.00	20,933.55	0.00	20,933.55	20,933.55	0.00	20,933.55
08/13/97	155 STACK CHAIRS	SLP/ 7.00	21,157.50	0.00	21,157.50	21,157.50	0.00	21,157.50
08/13/97	15 30x60 CONFERENCE TABLES, STACKIN	SLP/ 7.00	9,568.03	0.00	9,568.03	9,568.03	0.00	9,568.03
08/13/97	32 ERGO CHAIRS	SLP/ 7.00	9,240.00	0.00	9,240.00	9,240.00	0.00	9,240.00
08/18/97	TESTING ROOM FURNITURE	SLP/ 7.00	2,733.32	0.00	2,733.32	2,733.32	0.00	2,733.32
09/01/97	HON OFFICE FURNITURE	SLP/ 7.00	296.10	0.00	296.10	296.10	0.00	296.10
09/01/97	LIBRARY SHELVING	SLP/ 7.00	4,495.45	0.00	4,495.45	4,495.45	0.00	4,495.45
09/08/97 D	MODULAR FURNITURE KEYBOARD TRAYS	SLP/ 7.00	9,481.50	0.00	9,481.50	9,481.50	0.00	9,481.50
09/11/97	CONFERENCE TABLES	SLP/ 7.00	5,634.09	0.00	5,634.09	5,634.09	0.00	5,634.09
10/01/97	ANGLED WORK SURFACES	SLP/ 7.00	1,842.75	0.00	1,842.75	1,842.75	0.00	1,842.75
10/01/97	ADT SECURITY SYSTEM	SLP/ 7.00	13,704.79	0.00	13,704.79	13,704.79	0.00	13,704.79
10/09/97	LOBBY FURNITURE	SLP/ 7.00	559.60	0.00	559.60	559.60	0.00	559.60
10/11/97	WINDOW BLINDS	SLP/ 7.00	10,797.50	0.00	10,797.50	10,797.50	0.00	10,797.50
10/15/97	STAIRMASTER FOR FITNESS ROOM	SLP/ 7.00	1,600.00	0.00	1,600.00	1,600.00	0.00	1,600.00
10/15/97	LIFECYCLE FOR FITNESS ROOM	SLP/ 7.00	1,000.00	0.00	1,000.00	1,000.00	0.00	1,000.00
10/30/97 D	TREADMILL FOR FITNESS ROOM	SLP/ 7.00	1,200.00	0.00	1,200.00	1,200.00	0.00	1,200.00
11/05/97	LOBBY FURNITURE	SLP/ 7.00	8,817.37	0.00	8,817.37	8,817.37	0.00	8,817.37
11/05/97	36x60 CONFERENCE TABLE	SLP/ 7.00	459.90	0.00	459.90	459.90	0.00	459.90
11/05/97	36x72 CONFERENCE TABLE	SLP/ 7.00	892.50	0.00	892.50	892.50	0.00	892.50
11/05/97	48" ROUND CONFERENCE TABLE	SLP/ 7.00	743.40	0.00	743.40	743.40	0.00	743.40
02/13/98	ABRA SOFTWARE	SLP/ 3.00	13,379.25	0.00	13,379.25	13,379.25	0.00	13,379.25
06/30/98 D	SERVER SWITCH BOX (GRAYBAR)	SLP/ 3.00	2,205.00	0.00	2,205.00	2,205.00	0.00	2,205.00
07/06/98 D	COMPUTER DATA SWITCH HARDWARE	SLP/ 3.00	3,472.00	0.00	3,472.00	3,472.00	0.00	3,472.00
09/21/98	HON OFFICE FURNITURE - SYSTEMS	SLP/ 7.00	5,983.83	0.00	5,983.83	5,983.83	0.00	5,983.83
12/03/98 D	HP NETWORK INFRASTRUCTURE	SLP/ 3.00	1,325.10	0.00	1,325.10	1,325.10	0.00	1,325.10
02/12/99	NAVISION ACCOUNTING SOFTWARE	SLP/ 3.00	39,117.18	0.00	39,117.18	39,117.18	0.00	39,117.18
03/01/99	DELL POWEREDGE SERVER	SLP/ 3.00	5,022.13	0.00	5,022.13	5,022.13	0.00	5,022.13
03/03/99	ASTORIA CABINET RECONFIGURATION	SLP/ 3.00	7,424.43	0.00	7,424.43	7,424.43	0.00	7,424.43
05/10/99	ONYX SERVER	SLP/ 3.00	6,023.50	0.00	6,023.50	6,023.50	0.00	6,023.50
05/13/00	SIGNATURE III COLOR CD PRINTER	S*100/ 5.00	1,339.39	0.00	1,339.39	1,339.39	0.00	1,339.39
06/01/00 D	HVAC CONTROL BOARD	SLP/ 7.00	7,075.22	0.00	7,075.22	7,075.22	0.00	7,075.22
08/21/00	DMQ2 DELL LAPTOP COMPUTERS	SLP/ 3.00	9,520.35	0.00	9,520.35	9,520.35	0.00	9,520.35
08/21/00	MQ2 40-PORT SWITCHES FOR NETWORK	S*100/ 5.00	3,789.46	0.00	3,789.46	3,789.46	0.00	3,789.46
09/13/00	MQUPS SYSTEM	SLP/ 3.00	9,858.35	0.00	9,858.35	9,858.35	0.00	9,858.35
10/01/00	MQ HON OFFICE FURNITURE	SLP/ 7.00	1,426.63	0.00	1,426.63	1,426.63	0.00	1,426.63
10/01/00	DMQ DOCFUSION SOFTWARE	SLP/ 3.00	19,989.93	0.00	19,989.93	19,989.93	0.00	19,989.93
10/01/00	DMQ XMETAL 2.0 SOFTWARE	SLP/ 3.00	13,140.00	0.00	13,140.00	13,140.00	0.00	13,140.00
10/12/00	MQ HP PCRV SWITCH	S*100/ 5.00	3,359.98	0.00	3,359.98	3,359.98	0.00	3,359.98
11/01/00	DMQ OMNISCANNER-2	SLP/ 3.00	6,565.86	0.00	6,565.86	6,565.86	0.00	6,565.86
01/01/01	DMQ HP LASERJET 2100M PRINTER	SLP/ 4.00	817.88	0.00	817.88	817.88	0.00	817.88
01/01/01	DMQ HEAT PUMP REPLACEMENT	SLP/ 7.00	2,402.48	0.00	2,402.48	2,402.48	0.00	2,402.48
01/31/01	MQ NAVISION SQL VERSION & BASIC RESOUR	SLP/ 3.00	1,440.00	0.00	1,440.00	1,440.00	0.00	1,440.00
02/01/01	MQ2 DELL POWEREDGE SERVERS	S*100/ 5.00	9,476.25	0.00	9,476.25	9,476.25	0.00	9,476.25
02/09/01	MQ 1 DELL POWEREDGE 2450 SERVER	S*100/ 5.00	5,373.36	0.00	5,373.36	5,373.36	0.00	5,373.36
03/15/01	MQ DELL POWEREDGE 2450 SERVER	S*100/ 5.00	4,999.07	0.00	4,999.07	4,999.07	0.00	4,999.07
05/04/01	MQ DELL POWEREDGE SERVER	S*100/ 5.00	2,278.50	0.00	2,278.50	2,278.50	0.00	2,278.50
05/23/01	MQ 4 DELL POWEREDGE SERVERS	S*100/ 5.00	7,764.75	0.00	7,764.75	7,764.75	0.00	7,764.75
06/01/01	MQ NAVISION INVENTORY DETAIL MODULE	SLP/ 3.00	1,321.25	0.00	1,321.25	1,321.25	0.00	1,321.25
06/01/01	MQUPS SWITCH FOR FACTORY	S*100/ 5.00	2,215.43	0.00	2,215.43	2,215.43	0.00	2,215.43

ASSET DEPRECIATION SHORT REPORT

HEALTHWISE INCORPORATED Jun. 30, 2010

Sorted ASSET A/C#

Method: 1-FEDERAL-Std Conv Applied

Range: 1305-001 - 1320

Include All assets

Date Acq	Description	Meth/Life	Cost	Section 179	Depr Basis	Includes Section 179		
						Beg A/Depr	Curr Depr	End A/Depr
ASSET A/C#: 1320 - FURNITURE & FIXTURES								
06/05/01	MQ FACTORY HARDWARE	S*100/ 4.00	2,258.58	0.00	2,258.58	2,258.58	0.00	2,258.58
06/08/01	DMQ PLUS U2-1130 XGA PROJECTOR	S*100/ 5.00	4,194.75	0.00	4,194.75	4,194.75	0.00	4,194.75
06/22/01	MQ HP LASERJET 2200DN PRINTER	S*100/ 5.00	1,089.99	0.00	1,089.99	1,089.99	0.00	1,089.99
07/01/01	RACK FOR SERVER ROOM	SLP/ 7.00	2,261.53	0.00	2,261.53	2,261.53	0.00	2,261.53
07/23/01	D 3 DELL DESKTOP COMPUTERS	S*100/ 4.00	4,054.05	0.00	4,054.05	4,054.05	0.00	4,054.05
07/30/01	2 DELL SERVERS FOR CCG	S*100/ 5.00	6,505.81	0.00	6,505.81	6,505.81	0.00	6,505.81
07/31/01	FURNITURE FOR STORAGE ROOM	SLP/ 7.00	834.41	0.00	834.41	834.41	0.00	834.41
08/01/01	D 2001 REMODEL	SLP/ 7.00	131.25	0.00	131.25	131.25	0.00	131.25
08/01/01	D 1 DELL DESKTOP	S*100/ 4.00	1,990.80	0.00	1,990.80	1,990.80	0.00	1,990.80
08/03/01	D 1 DELL LAPTOP	SLP/ 3.00	3,304.35	0.00	3,304.35	3,304.35	0.00	3,304.35
09/01/01	PANELS & FILE CABINETS	SLP/ 7.00	12,730.01	0.00	12,730.01	12,730.01	0.00	12,730.01
09/01/01	D 6 KEYBOARD TRAYS	SLP/ 7.00	1,253.70	0.00	1,253.70	1,253.70	0.00	1,253.70
10/01/01	1 DELL POWEREDGE COMPUTER	S*100/ 4.00	1,719.90	0.00	1,719.90	1,719.90	0.00	1,719.90
10/01/01	2 DELL POWEREDGE COMPUTERS	S*100/ 4.00	3,049.21	0.00	3,049.21	3,049.21	0.00	3,049.21
10/01/01	1 DELL POWEREDGE COMPUTER	S*100/ 4.00	1,886.85	0.00	1,886.85	1,886.85	0.00	1,886.85
10/01/01	4 DELL POWEREDGE COMPUTERS	S*100/ 4.00	5,758.20	0.00	5,758.20	5,758.20	0.00	5,758.20
10/01/01	1 DELL POWEREDGE COMPUTER	S*100/ 4.00	1,035.30	0.00	1,035.30	1,035.30	0.00	1,035.30
10/04/01	2 DELL RACK MOUNT KITS	S*100/ 5.00	546.00	0.00	546.00	546.00	0.00	546.00
10/04/01	1 DELL RACK MOUNT MONITOR & SHELF	S*100/ 4.00	1,753.50	0.00	1,753.50	1,753.50	0.00	1,753.50
10/08/01	4 CABLE KITS	SLP/ 3.00	139.98	0.00	139.98	139.98	0.00	139.98
10/09/01	1 DELL DIMENSION COMPUTER	S*100/ 4.00	1,771.36	0.00	1,771.36	1,771.36	0.00	1,771.36
10/12/01	2 DELL POWEREDGE SERVERS	S*100/ 5.00	3,670.80	0.00	3,670.80	3,670.80	0.00	3,670.80
11/01/01	MULTIMEDIA ROOM COMPUTER SYSTEM	S*100/ 4.00	15,828.58	0.00	15,828.58	15,828.58	0.00	15,828.58
11/01/01	CRYSTAL REPORTS	SLP/ 3.00	1,158.00	0.00	1,158.00	1,158.00	0.00	1,158.00
11/12/01	DELL RACK MOUNTABLE SERVERS	S*100/ 5.00	4,310.86	0.00	4,310.86	4,310.86	0.00	4,310.86
12/01/01	SERVER CABINET, CANIDALA	SLP/ 7.00	1,773.03	0.00	1,773.03	1,773.03	0.00	1,773.03
12/01/01	6 DELL POWEREDGE 1550 SERVERS - CANS*	S*100/ 5.00	9,428.71	0.00	9,428.71	9,428.71	0.00	9,428.71
12/01/01	1 DELL POWEREDGE 1550 SERVER - CANI	S*100/ 5.00	2,144.35	0.00	2,144.35	2,144.35	0.00	2,144.35
12/01/01	D CRYSTAL REPORTS - DEVELOPER & PRO	SLP/ 3.00	949.50	0.00	949.50	949.50	0.00	949.50
12/01/01	D WEB TRENDS SOFTWARE	SLP/ 3.00	1,900.00	0.00	1,900.00	1,900.00	0.00	1,900.00
12/01/01	UPS FOR TELEPHONE SWITCH	SLP/ 3.00	1,625.00	0.00	1,625.00	1,625.00	0.00	1,625.00
12/01/01	HARD DRIVES FOR CANIDALA	S*100/ 4.00	136.29	0.00	136.29	136.29	0.00	136.29
12/01/01	RAM STRIPS FOR CANIDALA - 12 512MB	SLP/ 3.00	873.05	0.00	873.05	873.05	0.00	873.05
12/12/01	MEMORY FOR CITRIX PROJECT	SLP/ 3.00	415.78	0.00	415.78	415.78	0.00	415.78
12/14/01	CABLES & MONITORS FOR CANIDALA	SLP/ 3.00	437.12	0.00	437.12	437.12	0.00	437.12
12/14/01	SMART UPS + MASTERSWITCH PLUS	SLP/ 3.00	2,284.54	0.00	2,284.54	2,284.54	0.00	2,284.54
12/14/01	HARD DRIVES FOR SYSTEMS	S*100/ 4.00	2,840.04	0.00	2,840.04	2,840.04	0.00	2,840.04
12/19/01	1 PROLIANT SERVER + HARD DRIVES FOR	S*100/ 5.00	2,759.81	0.00	2,759.81	2,759.81	0.00	2,759.81
12/28/01	D SOFTWARE - CITRIX METAFRAME	SLP/ 3.00	4,042.50	0.00	4,042.50	4,042.50	0.00	4,042.50
01/14/02	D WINTERTREE SPELLING SOFTWARE &	SLP/ 3.00	1,243.35	0.00	1,243.35	1,243.35	0.00	1,243.35
03/01/02	D DELTA XML MARKUP SOFTWARE	SLP/ 3.00	2,600.00	0.00	2,600.00	2,600.00	0.00	2,600.00
03/14/02	MEMORY FOR CMS SERVER	SLP/ 3.00	383.02	0.00	383.02	383.02	0.00	383.02
03/19/02	1 DELL POWEREDGE 2500 SERVER	S*100/ 5.00	2,760.07	0.00	2,760.07	2,760.07	0.00	2,760.07
04/01/02	CONFERENCE PHONE - DEFINITY DIRECT	SLP/ 7.00	1,275.00	0.00	1,275.00	1,275.00	0.00	1,275.00
04/05/02	CONFERENCE PHONE - DEFINITY DIRECT	SLP/ 7.00	1,275.00	0.00	1,275.00	1,275.00	0.00	1,275.00
04/14/02	Drives for HWDB2 server	S*100/ 5.00	1,223.37	0.00	1,223.37	1,223.37	0.00	1,223.37
04/26/02	Powerbuilder software for CCG	SLP/ 3.00	1,368.75	0.00	1,368.75	1,368.75	0.00	1,368.75
05/16/02	5 Dell Poweredge 1650 Pentium III-T	S*100/ 4.00	7,843.01	0.00	7,843.01	7,843.01	0.00	7,843.01
05/28/02	Tape drive for b/u system - IS	S*100/ 5.00	2,619.00	0.00	2,619.00	2,619.00	0.00	2,619.00
06/01/02	RAM for IDC print servers	SLP/ 3.00	4,455.11	0.00	4,455.11	4,455.11	0.00	4,455.11
06/01/02	Print switch hub - IDC project	S*100/ 5.00	1,736.94	0.00	1,736.94	1,736.94	0.00	1,736.94
06/01/02	SCSI drives for IDC Print project	S*100/ 4.00	1,701.00	0.00	1,701.00	1,701.00	0.00	1,701.00
06/01/02	Computer equipment-IDC project	S*100/ 4.00	1,213.23	0.00	1,213.23	1,213.23	0.00	1,213.23
06/01/02	D 2 Dell Poweredge 2550 Pentium III -	S*100/ 4.00	3,357.70	0.00	3,357.70	3,357.70	0.00	3,357.70
06/01/02	4 Dell Poweredge 1650 Pentium III -	S*100/ 4.00	5,019.60	0.00	5,019.60	5,019.60	0.00	5,019.60
06/25/02	Server licences-IDC project	SLP/ 3.00	9,836.40	0.00	9,836.40	9,836.40	0.00	9,836.40

ASSET DEPRECIATION SHORT REPORT

HEALTHWISE INCORPORATED Jun. 30, 2010

Sorted ASSET A/C#

Method: 1-FEDERAL-Std Conv Applied

Range: 1305-001 - 1320

Include All assets

Date Acq	Description	Meth/Life	Cost	Section 179	Depr Basis	Includes Section 179		
						Beg A/Depr	Curr Depr	End A/Depr
ASSET A/C#: 1320 - FURNITURE & FIXTURES								
06/26/02	IDC project-processors, drives, cab	SLP/ 3 00	2,324.55	0 00	2,324.55	2,324.55	0.00	2,324.55
06/26/02	SS License-IDC Project	SLP/ 3 00	405.67	0 00	405.67	405.67	0 00	405.67
06/30/02	Computer equip-SVR 04 HBL Premise	S*100/ 4.00	1,837.91	0 00	1,837.91	1,837.91	0 00	1,837.91
07/25/02	2 HEATSINKS FOR BRIAN S SERVER	SLP/ 3.00	36.90	0.00	36.90	36.90	0 00	36.90
07/28/02	CPU-REPLACEMENT FOR V SMITH	SLP/ 4 00	1,177.38	0.00	1,177.38	1,177.38	0.00	1,177.38
08/11/02	1 DELL POWEREDGE 2500 COMPUTER	SLP/ 4 00	1,830.45	0.00	1,830.45	1,830.45	0 00	1,830.45
08/21/02	COMPUTER EQUIPMENT-IDC PROJECT	SLP/ 4 00	1,090.33	0 00	1,090.33	1,090.33	0.00	1,090.33
08/21/02	17 DELL POWEREDGE 1650 COMPUTERS	SLP/ 4.00	28,164.06	0.00	28,164.06	28,164.06	0.00	28,164.06
09/01/02	2 DELL POWEREDGE 1650 COMPUTERS	SLP/ 4 00	4,149.59	0 00	4,149.59	4,149.59	0.00	4,149.59
09/01/02	FILE CABINET-4DRW LEGAL FIREPROOF	SLP/ 7 00	1,389.16	0 00	1,389.16	1,356.08	33.08	1,389.16
09/10/02 D	1 APPLE PM G4 800 COMPUTER	SLP/ 4.00	2,120.41	0.00	2,120.41	2,120.41	0.00	2,120.41
10/15/02	COMPUTER EQUIPMENT-IDC PROJECT	SLP/ 4.00	7,904.96	0.00	7,904.96	7,904.96	0 00	7,904.96
10/30/02	HARD DRIVES - IDC PROJECT	SLP/ 4 00	1,515.00	0 00	1,515.00	1,515.00	0.00	1,515.00
11/27/02 D	FOOTPRINTS SOFTWARE	SLP/ 3 00	8,009.00	0 00	8,009.00	8,009.00	0.00	8,009.00
11/30/02	COMPUTER EQUIPMENT-IDC PROJECT	SLP/ 4 00	777.10	0 00	777.10	777.10	0 00	777.10
12/30/02	PHONE SYSTEM-SERVER + PHONE	SLP/ 5 00	15,705.00	0 00	15,705.00	15,705.00	0.00	15,705.00
03/07/03	4 NETWORK SWITCHES	SLP/ 5.00	1,297.36	0.00	1,297.36	1,297.36	0 00	1,297.36
03/12/03 D	1 DELL INSPIRON 8200 LAPTOP COMPUTE	SLP/ 3 00	2,663.84	0.00	2,663.84	2,663.84	0.00	2,663.84
03/12/03	1 DELL POWEREDGE 2650 COMPUTER	SLP/ 4 00	2,679.57	0 00	2,679.57	2,679.57	0.00	2,679.57
03/12/03	1 DELL POWERCONNECT 5224 SWITCH	SLP/ 5.00	2,737.90	0 00	2,737.90	2,737.90	0 00	2,737.90
03/12/03	1 DELL POWEREDGE 1650 COMPUTER	SLP/ 4.00	2,283.74	0 00	2,283.74	2,283.74	0.00	2,283.74
03/12/03	1 DELL POWEREDGE 1650 COMPUTER	SLP/ 4.00	2,283.75	0.00	2,283.75	2,283.75	0 00	2,283.75
05/22/03	DELL POWEREDGE 800S UPGRADE	SLP/ 5.00	1,195.55	0.00	1,195.55	1,195.55	0.00	1,195.55
05/30/03	HP PROCURVE SWITCH WITH 48 PORTS	SLP/ 5 00	1,777.93	0 00	1,777.93	1,777.93	0 00	1,777.93
06/19/03	HARD DRIVES FOR FACTORY SERVERS	SLP/ 5 00	1,904.00	0.00	1,904.00	1,904.00	0 00	1,904.00
06/23/03	DELL POWEREDGE 2600 SERVER	SLP/ 5.00	1,588.93	0.00	1,588.93	1,588.93	0.00	1,588.93
06/23/03	DELL POWEREDGE 2650 SERVER	SLP/ 5.00	1,958.89	0 00	1,958.89	1,958.89	0.00	1,958.89
07/01/03	DELL POWEREDGE SERVERS	SLP/ 5 00	2,537.64	0.00	2,537.64	2,537.64	0.00	2,537.64
08/22/03	1 LAPTOP COMPUTER - TOSH PORT 3505	SLP/ 3 00	2,522.76	0 00	2,522.76	2,522.76	0 00	2,522.76
08/31/03 D	3 HEAT PUMP CONTROLLER BOARDS	SLP/ 5.00	4,572.00	0.00	4,572.00	4,572.00	0.00	4,572.00
09/04/03	PROJECT SERVER	SLP/ 5.00	2,559.51	0 00	2,559.51	2,559.51	0.00	2,559.51
09/05/03	4 DELL POWEREDGE 1650 COMPUTERS	SLP/ 5.00	5,626.48	0 00	5,626.48	5,626.48	0 00	5,626.48
09/09/03	4 DELL POWEREDGE 1650 SERVERS	SLP/ 5.00	9,459.15	0.00	9,459.15	9,459.15	0.00	9,459.15
09/12/03	5 DELL LATITUDE LAPTOP COMPUTERS	SLP/ 3 00	10,449.17	0.00	10,449.17	10,449.17	0.00	10,449.17
09/12/03	1 DELL POWEREDGE SERVER	SLP/ 5 00	6,382.24	0 00	6,382.24	6,382.24	0 00	6,382.24
09/18/03	INFRASTRUCTURE UPGRADE - VARIOUS	SLP/ 5.00	2,214.19	0.00	2,214.19	2,214.19	0.00	2,214.19
09/18/03 D	9 DELL LATITUDE D800 LAPTOPS	SLP/ 3 00	23,274.27	0 00	23,274.27	23,274.27	0 00	23,274.27
09/19/03	FURNITURE-NEW OFFICE SETUPS-HUB	SLP/ 7.00	2,168.76	0 00	2,168.76	1,807.29	309.82	2,117.11
09/19/03	BACKUP DRIVE AND LIBRARY	SLP/ 3 00	6,853.00	0 00	6,853.00	6,853.00	0.00	6,853.00
09/29/03	1 DELL LATITUDE D400 LAPTOP - G DRA	SLP/ 3 00	1,958.54	0.00	1,958.54	1,958.54	0.00	1,958.54
09/29/03	2 DELL POWEREDGE 600SC SERVERS	SLP/ 5.00	2,007.63	0 00	2,007.63	2,007.63	0.00	2,007.63
09/29/03 D	1 DELL LATITUDE D400 LAPTOP + DOCK	SLP/ 3.00	2,169.49	0.00	2,169.49	2,169.49	0.00	2,169.49
10/31/03	PROCLARITY SOFTWARE	SLP/ 3 00	16,023.41	0 00	16,023.41	16,023.41	0 00	16,023.41
10/31/03	RAM FOR TECH TEST SERVERS	SLP/ 5.00	737.44	0.00	737.44	737.44	0 00	737.44
11/30/03	FURNITURE-NEW OFFICE SET-UPS-HUB	SLP/ 7.00	11,947.37	0.00	11,947.37	9,671.69	1,706.77	11,378.46
11/30/03	PROCLARITY SERVER + MEMORY	SLP/ 5 00	4,797.50	0 00	4,797.50	4,797.50	0.00	4,797.50
11/30/03	INFRASTRUCTURE UPGRADE-VARIOUS	SLP/ 5.00	413.40	0 00	413.40	413.40	0.00	413.40
12/31/03	DELL LATITUDE D400 LAPTOP COMPUTER	SLP/ 3 00	2,243.96	0.00	2,243.96	2,243.96	0.00	2,243.96
01/04/04	DELL LATITUDE D600 LAPTOP COMPUTER	SLP/ 3.00	2,240.16	0 00	2,240.16	2,240.16	0.00	2,240.16
01/12/04	VISUAL INTERCEPT ENTERPRISE SUITE S	SLP/ 3.00	6,625.00	0 00	6,625.00	6,625.00	0 00	6,625.00
01/31/04	VFD FOR COOLING FAN TOWER MOTOR	SLP/ 7.00	5,327.00	0.00	5,327.00	4,185.50	761.00	4,946.50
03/01/04	PROCESSORS FOR INFRASTRUCTURE	SLP/ 5.00	1,905.88	0 00	1,905.88	1,905.88	0.00	1,905.88
04/16/04	MEMORY UPGRADES-IDC PROJECT	SLP/ 5 00	2,571.03	0.00	2,571.03	2,571.03	0.00	2,571.03
05/01/04	MISC HARDWARE - IDC UPGRADE	SLP/ 5.00	327.51	0.00	327.51	327.51	0.00	327.51
05/01/04	3 DELL POWEREDGE 2650 SERVERS	SLP/ 5 00	4,144.68	0 00	4,144.68	4,144.68	0 00	4,144.68
05/01/04	MEMORY FOR HWV501 SERVER	SLP/ 5 00	3,815.79	0.00	3,815.79	3,815.79	0 00	3,815.79

ASSET DEPRECIATION SHORT REPORT
HEALTHWISE INCORPORATED Jun. 30, 2010

Sorted: ASSET A/C#
Method: 1-FEDERAL-Std Conv Applied

Range 1305-001 - 1320
Include: All assets

						Includes Section 179		
Date Acq	Description	Meth/Life	Cost	Section 179	Depr Basis	Beg A/Depr	Curr Depr	End A/Depr
ASSET A/C#: 1320 - FURNITURE & FIXTURES								
05/01/04	MEMORY FOR VIRTUAL STAGING SERVER SLP/ 5.00		5,723.68	0 00	5,723.68	5,723.68	0.00	5,723.68
05/01/04	DELL POWEREDGE 2650 SERVER & SLP/ 5 00		5,962.13	0 00	5,962.13	5,962.13	0.00	5,962.13
05/01/04	DELL POWEREDGE 1600SC SERVER WITH SLP/ 5 00		3,092.87	0.00	3,092.87	3,092.87	0 00	3,092.87
05/01/04	MISC COMPUTER UPGRADES-IDC SLP/ 5 00		5,307.34	0.00	5,307.34	5,307.34	0.00	5,307.34
05/17/04	ALTIRIS DEPLOYMENT SOLUTION SLP/ 3.00		3,617.25	0.00	3,617.25	3,617.25	0 00	3,617.25
06/01/04	HP PROCURVE SWITCH & POWER SLP/ 5 00		2,621.33	0.00	2,621.33	2,621.33	0 00	2,621.33
06/01/04	DELL LATITUDE D400 LAPTOP SLP/ 3 00		2,733.19	0 00	2,733.19	2,733.19	0.00	2,733.19
06/01/04	MEMORY FOR IDC SLP/ 5 00		5,073.22	0 00	5,073.22	5,073.22	0.00	5,073.22
06/01/04	DELL LATITUDE D400 LAPTOP SLP/ 3 00		2,439.05	0.00	2,439.05	2,439.05	0.00	2,439.05
06/09/04	RACK AND POWER SUPPLY SLP/ 5 00		2,244.22	0 00	2,244.22	2,244.22	0.00	2,244.22
06/10/04	SHAREPOINT SOFTWARE LICENSE SLP/ 3 00		9,666.65	0 00	9,666.65	9,666.65	0.00	9,666.65
06/11/04	DELL LATITUDE D800 LAPTOP SLP/ 3.00		2,121.91	0 00	2,121.91	2,121.91	0 00	2,121.91
06/11/04 D	E-LOAD CONTROLLER SOFTWARE SLP/ 3 00		20,855.85	0 00	20,855.85	20,855.85	0 00	20,855.85
06/14/04 D	VMWARE VIRTUAL SW FOR HWVS02 & SLP/ 3.00		12,821.76	0 00	12,821.76	12,821.76	0.00	12,821.76
06/14/04	DELL POWEREDGE 1750 SLP/ 5 00		2,305.51	0.00	2,305.51	2,305.51	0.00	2,305.51
06/21/04	FURNITURE FOR FY04 REMODELED SLP/ 7.00		5,112.65	0 00	5,112.65	3,712.76	730.38	4,443.14
08/11/04 D	PANDA ANTIVIRUS GATEDEFENDER SLP/ 3.00		6,345.00	0.00	6,345.00	6,345.00	0 00	6,345.00
08/11/04	MACINTOSH COMPUTER SLP/ 4 00		2,534.00	0 00	2,534.00	2,534.00	0.00	2,534.00
09/16/04 D	HVAC CONTROLLER BOARD SLP/ 5 00		1,350.00	0.00	1,350.00	1,305.00	45.00	1,350.00
09/21/04	3 DELL LATITUDE D400 LAPTOPS SLP/ 3.00		6,275.31	0 00	6,275.31	6,275.31	0.00	6,275.31
09/21/04	DELL LATITUDE D400 LAPTOP SLP/ 3.00		2,091.77	0 00	2,091.77	2,091.77	0.00	2,091.77
09/21/04	STEELTRACE CATALYST SOFTWARE SLP/ 3 00		1,579.60	0 00	1,579.60	1,579.60	0.00	1,579.60
10/05/04	OFFICE FURNITURE-REMODELS SLP/ 7.00		17,436.75	0 00	17,436.75	11,832.06	2,490.96	14,323.02
10/05/04	FILE CABINET-4 DRWR SLP/ 7 00		1,515.80	0 00	1,515.80	1,028.57	216.54	1,245.11
10/05/04	MEMORY FOR ASSET #10566 SLP/ 3 00		109.06	0.00	109.06	109.06	0.00	109.06
10/05/04	3 DELL POWEREDGE 750 SERVERS SLP/ 5.00		3,321.06	0 00	3,321.06	3,155.00	166.06	3,321.06
10/05/04	DELL LATITUDE D800 LAPTOP SLP/ 3 00		2,179.58	0.00	2,179.58	2,179.58	0.00	2,179.58
10/19/04	MEMORY FOR T JENKINS LAPTOP SLP/ 3 00		147.34	0 00	147.34	147.34	0.00	147.34
10/26/04	CONTROL BOARD FOR HP303 SLP/ 5.00		1,350.00	0 00	1,350.00	1,282.50	67.50	1,350.00
10/31/04	DELL LATITUDE D800 LAPTOP SLP/ 3 00		2,637.74	0 00	2,637.74	2,637.74	0.00	2,637.74
11/22/04	OFFICE REMODEL-FURNITURE SLP/ 7 00		216.24	0.00	216.24	144.15	30.89	175.04
12/07/04	OFFICE FURNITURE-REMODEL SLP/ 7 00		1,399.50	0.00	1,399.50	916.35	199.93	1,116.28
12/14/04	WEBTRENDS SOFTWARE SLP/ 3.00		3,355.54	0 00	3,355.54	3,355.54	0.00	3,355.54
01/10/05	CONTROL BOARD FOR HP310 SLP/ 5 00		1,350.00	0.00	1,350.00	1,215.00	135.00	1,350.00
01/25/05	DELL 2300MP PROJECTOR SLP/ 5 00		1,679.14	0 00	1,679.14	1,511.23	167.91	1,679.14
01/25/05	OFFICE EQUIPMENT-REMODEL SLP/ 7.00		941.28	0 00	941.28	605.11	134.47	739.58
02/08/05	DELL LATITUDE D300 LAPTOP COMPUTER SLP/ 3.00		2,643.10	0 00	2,643.10	2,643.10	0 00	2,643.10
03/22/05 D	WEBTRENDS SOFTWARE 7TH EDITION SLP/ 3 00		6,462.65	0.00	6,462.65	6,462.65	0.00	6,462.65
03/31/05	DELL LATITUDE D610 LAPTOP COMPUTER SLP/ 3.00		1,555.40	0 00	1,555.40	1,555.40	0.00	1,555.40
03/31/05	COMPUTER SERVER-FLEXSTOR-NAS-1600 SLP/ 5 00		9,054.36	0 00	9,054.36	7,847.10	1,207.26	9,054.36
04/19/05	2 MICROSOFT ISA SERVER LICENSES SLP/ 3 00		7,280.21	0.00	7,280.21	7,280.21	0 00	7,280.21
04/30/05 D	VIDEO CAMERA FOR MULTIPURPOSE SLP/ 7 00		1,496.97	0.00	1,496.97	908.86	213.85	1,122.71
06/20/05	ALTIRIS SOFTWARE SLP/ 3 00		30,910.66	0 00	30,910.66	30,910.66	0 00	30,910.66
06/20/05	3 DELL LAPTOPS SLP/ 3 00		5,640.71	0.00	5,640.71	5,640.71	0.00	5,640.71
06/20/05	DELL LATITUDE D800 LAPTOP SLP/ 3.00		2,245.50	0 00	2,245.50	2,245.50	0.00	2,245.50
06/20/05	4 DELL POWEREDGE 1425 SERVERS SLP/ 5 00		4,592.34	0 00	4,592.34	3,750.42	841.92	4,592.34
06/20/05	2 DELL RACKS (BLADES ENCLOSURE) SLP/ 5 00		24,786.70	0 00	24,786.70	20,242.47	4,544.23	24,786.70
06/30/05	SWITCH (1 GB) SLP/ 5 00		1,814.31	0.00	1,814.31	1,481.68	332.63	1,814.31
06/30/05	2 DELL POWEREDGE 1850 SERVERS + SLP/ 5.00		4,963.83	0 00	4,963.83	4,053.81	910.02	4,963.83
08/22/05 D	SOFTWARE LICENSE-RENDERX XEPWIN SLP/ 3.00		2,399.97	0 00	2,399.97	2,399.97	0 00	2,399.97
08/31/05	ABRA SOFTWARE UPGRADE SLP/ 3.00		4,565.00	0.00	4,565.00	4,565.00	0.00	4,565.00
10/12/05	HP SWITCH AND POWER SUPPLY SLP/ 5 00		2,564.95	0 00	2,564.95	1,923.71	512.99	2,436.70
10/31/05	MAC G5 DESKTOP FOR PST SLP/ 4 00		2,360.40	0.00	2,360.40	2,212.88	147.52	2,360.40
10/31/05	2 NAS SERVERS (HW MAIN) SLP/ 5.00		19,000.00	0 00	19,000.00	14,250.00	3,800.00	18,050.00
11/30/05 D	BOOTH FOR MARKETING SLP/ 5.00		11,348.40	0 00	11,348.40	8,322.15	2,269.68	10,591.84
11/30/05	TELEPHONE SYSTEM - CERIUM SLP/10 00		54,994.12	0.00	54,994.12	20,164.50	5,499.41	25,663.91

ASSET DEPRECIATION SHORT REPORT
HEALTHWISE INCORPORATED Jun. 30, 2010

Sorted: ASSET A/C#
Method: 1-FEDERAL-Std Conv Applied

Range: 1305-001 - 1320
Include: All assets

Date Acq	Description	Meth/Life	Cost	Section 179	Depr Basis	Includes Section 179		
						Beg A/Depr	Curr Depr	End A/Depr
ASSET A/C#: 1320 - FURNITURE & FIXTURES								
03/07/06	PDS SWITCH - CORE TEAM	SLP/ 5.00	4,025.82	0.00	4,025.82	2,683.87	805.16	3,488.03
03/07/06	DELL PE1855 BLADE SERVER	SLP/ 5.00	17,491.84	0.00	17,491.84	11,661.23	3,498.37	15,159.60
03/07/06	DELL LATITUDE D810 LAPTOP	SLP/ 3.00	2,134.25	0.00	2,134.25	2,134.25	0.00	2,134.25
03/07/06	DELL LATITUDE D810 LAPTOP	SLP/ 3.00	2,134.25	0.00	2,134.25	2,134.25	0.00	2,134.25
03/21/06	SERVER - MORE TEAM	SLP/ 5.00	2,778.15	0.00	2,778.15	1,852.10	555.63	2,407.73
03/27/06	BOOTH FOR MARKETING - 10 FT EXHIBIT	SLP/ 5.00	10,581.90	0.00	10,581.90	7,054.60	2,116.38	9,170.98
03/31/06	NAS SERVER	SLP/ 5.00	12,747.87	0.00	12,747.87	8,498.57	2,549.57	11,048.14
04/13/06	APPLE IMAC COMPUTER	SLP/ 4.00	2,317.33	0.00	2,317.33	1,852.82	434.51	2,317.33
04/24/06	DELL LAPTOP COMPUTERS	SLP/ 3.00	4,070.47	0.00	4,070.47	4,070.47	0.00	4,070.47
04/24/06	SHAREPOINT SOFTWARE	SLP/ 3.00	16,957.50	0.00	16,957.50	16,957.50	0.00	16,957.50
04/28/06	NAS SERVER UPGRADE	SLP/ 3.00	2,410.98	0.00	2,410.98	2,410.98	0.00	2,410.98
05/15/06	RARITAN SWITCH	SLP/ 5.00	2,531.94	0.00	2,531.94	1,603.57	506.39	2,109.96
05/15/06	MS VSTUDIO TEAM TESTERS SOFTWARE	SLP/ 3.00	11,585.67	0.00	11,585.67	11,585.67	0.00	11,585.67
05/31/06	TALL PDF SOFTWARE	SLP/ 3.00	9,034.55	0.00	9,034.55	9,034.55	0.00	9,034.55
06/07/06	SWDOTNET SOFTWARE	SLP/ 3.00	2,070.00	0.00	2,070.00	2,070.00	0.00	2,070.00
09/01/06	3 MS ISA SVR 2004 ENTERPRISE EDITIO	SLP/ 3.00	10,559.90	0.00	10,559.90	9,973.25	586.65	10,559.90
09/01/06	1 MS SQL SVR 2005 ENTERPRISE LICENS	SLP/ 3.00	6,162.50	0.00	6,162.50	5,820.15	342.35	6,162.50
09/01/06	4 MS VSTUDIO TEAM SFT DEV 2005 LICE	SLP/ 3.00	15,447.56	0.00	15,447.56	14,589.37	858.19	15,447.56
09/07/06	DELL BLADES SERVER ENCLOSURE	SLP/ 5.00	5,029.51	0.00	5,029.51	2,850.05	1,005.90	3,855.95
09/07/06	DELL BLADES PE1855 SERVER	SLP/ 5.00	2,200.10	0.00	2,200.10	1,246.72	440.02	1,686.74
09/07/06	DELL BLADES PE1855 SERVER	SLP/ 5.00	2,200.10	0.00	2,200.10	1,246.72	440.02	1,686.74
09/07/06	DELL BLADES PE1855 SERVER	SLP/ 5.00	2,200.10	0.00	2,200.10	1,246.72	440.02	1,686.74
09/07/06	DELL BLADES PE1855 SERVER	SLP/ 5.00	2,200.10	0.00	2,200.10	1,246.72	440.02	1,686.74
09/07/06	DELL BLADES PE1855 SERVER	SLP/ 5.00	2,200.10	0.00	2,200.10	1,246.72	440.02	1,686.74
09/07/06	DELL BLADES PE1855 SERVER	SLP/ 5.00	2,200.10	0.00	2,200.10	1,246.72	440.02	1,686.74
09/07/06	DELL BLADES PE1855 SERVER	SLP/ 5.00	2,200.10	0.00	2,200.10	1,246.72	440.02	1,686.74
09/07/06	DELL BLADES PE1855 SERVER	SLP/ 5.00	2,200.10	0.00	2,200.10	1,246.72	440.02	1,686.74
09/07/06	DELL BLADES PE1855 SERVER	SLP/ 5.00	2,200.10	0.00	2,200.10	1,246.72	440.02	1,686.74
09/07/06	DELL BLADES PE1855 SERVER	SLP/ 5.00	2,200.10	0.00	2,200.10	1,246.72	440.02	1,686.74
09/07/06	DELL PSW M90 LAPTOP	SLP/ 3.00	4,680.30	0.00	4,680.30	4,420.28	260.02	4,680.30
09/19/06	MEDIARICH FOR MS SHAREPOINT 2003 WI	SLP/ 3.00	7,494.00	0.00	7,494.00	7,077.67	416.33	7,494.00
09/19/06	3 HP PROCURVE 3400CL SWITCHES - DAT	SLP/ 5.00	15,685.11	0.00	15,685.11	8,888.23	3,137.02	12,025.25
09/19/06	3 HP PROCURVE 2850 SWITCHES - PHONE	SLP/ 5.00	9,979.96	0.00	9,979.96	5,655.31	1,995.99	7,651.30
09/20/06	SOUND BOOTH & INSTALLATION	SLP/ 5.00	11,300.00	0.00	11,300.00	8,403.33	2,260.00	8,663.33
10/06/06	ADDITIONAL SWITCH LICENSE	SLP/ 5.00	3,085.84	0.00	3,085.84	1,697.22	617.17	2,314.39
10/13/06	OFFICE FURNITURE-NEW ADDITION	SLP/ 7.00	266,408.49	0.00	266,408.49	104,660.49	38,058.36	142,718.85
10/13/06	PUBLIC SPACE FURNITURE-NEW	SLP/ 7.00	59,212.46	0.00	59,212.46	23,262.03	8,458.92	31,720.95
11/21/06	TREADMILL COMPUTER	SLP/ 5.00	2,328.00	0.00	2,328.00	1,241.60	465.60	1,707.20
11/21/06	PAPER SHREDDER	SLP/ 5.00	2,012.94	0.00	2,012.94	1,073.57	402.59	1,476.16
12/01/06	TREADMILL FOR WALK AT WORK	SLP/ 7.00	6,751.99	0.00	6,751.99	2,491.81	964.57	3,456.38
12/12/06	AUTO AAP SOFTWARE FOR HR	SLP/ 3.00	2,315.00	0.00	2,315.00	1,993.48	321.52	2,315.00
12/12/06	UPS FOR MATRIX EXPANSION	SLP/ 5.00	7,445.72	0.00	7,445.72	3,848.95	1,489.14	5,336.09
12/20/06	APPLE MAC PRO 2 - GRAPHIC DESIGNER	SLP/ 5.00	5,986.17	0.00	5,986.17	3,092.85	1,197.23	4,290.08
12/20/06	APPLE MAC PRO 2 - GRAPHIC DESIGNER	SLP/ 5.00	6,826.08	0.00	6,826.08	3,526.82	1,365.22	4,892.04
01/18/07	SPIRALS OF LIGHT ARTWORK	NONE/ 7.00	2,300.00	0.00	2,300.00	0.00	0.00	0.00
02/15/07	ABERNAS 383 8TB NAS R2 STORAGE	SLP/ 5.00	9,601.00	0.00	9,601.00	4,640.48	1,920.20	6,560.68
02/15/07	ABERNAS 383 8TB NAS R2 STORAGE	SLP/ 5.00	9,601.00	0.00	9,601.00	4,640.48	1,920.20	6,560.68
02/27/07	APPLE MACBOOK & APPLECARE	SLP/ 5.00	3,839.43	0.00	3,839.43	1,865.73	767.89	2,623.62
02/27/07	DELL BLADES SERVER ENCLOSURE	SLP/ 5.00	4,882.39	0.00	4,882.39	2,359.83	976.48	3,336.31
02/27/07	DELL PE1955 BLADES SERVER	SLP/ 5.00	2,215.31	0.00	2,215.31	1,070.73	443.06	1,513.79
02/27/07	DELL PE1955 BLADES SERVER	SLP/ 5.00	2,215.31	0.00	2,215.31	1,070.73	443.06	1,513.79
02/27/07	DELL PE1955 BLADES SERVER	SLP/ 5.00	2,215.31	0.00	2,215.31	1,070.73	443.06	1,513.79
02/27/07	DELL PE1955 BLADES SERVER	SLP/ 5.00	2,215.31	0.00	2,215.31	1,070.73	443.06	1,513.79

ASSET DEPRECIATION SHORT REPORT
HEALTHWISE INCORPORATED Jun. 30, 2010

Sorted ASSET A/C#
Method: 1-FEDERAL-Std Conv Applied

Range: 1305-001 - 1320
Include: All assets

Date Acq	Description	Meth/Life	Cost	Section 179	Depr Basis	Includes Section 179		
						Beg A/Depr	Curr Depr	End A/Depr
ASSET A/C#: 1320 - FURNITURE & FIXTURES								
02/27/07	DELL PE1955 BLADES SERVER	SLP/ 5.00	2,215.31	0.00	2,215.31	1,070.73	443.06	1,513.79
02/27/07	DELL PE1955 BLADES SERVER	SLP/ 5.00	2,215.31	0.00	2,215.31	1,070.73	443.06	1,513.79
02/27/07	DELL PE1955 BLADES SERVER	SLP/ 5.00	2,215.31	0.00	2,215.31	1,070.73	443.06	1,513.79
02/27/07	DELL PE1955 BLADES SERVER	SLP/ 5.00	2,215.31	0.00	2,215.31	1,070.73	443.06	1,513.79
02/27/07	DELL PE1955 BLADES SERVER	SLP/ 5.00	2,215.31	0.00	2,215.31	1,070.73	443.06	1,513.79
02/27/07	DELL PE1955 BLADES SERVER	SLP/ 5.00	2,215.31	0.00	2,215.31	1,070.73	443.06	1,513.79
02/27/07	50" PLASMA TV	SLP/ 5.00	2,687.88	0.00	2,687.88	1,299.15	537.58	1,836.73
04/19/07	2 DELL SERVERS FOR IDC CRISIS	SLP/ 5.00	4,571.26	0.00	4,571.26	2,057.06	914.25	2,971.31
04/20/07	2 DELL SERVERS	SLP/ 5.00	4,571.26	0.00	4,571.26	2,057.06	914.25	2,971.31
04/30/07	TECHEXCEL HELPDESK SOFTWARE	SLP/ 3.00	5,500.00	0.00	5,500.00	4,124.99	1,375.01	5,500.00
05/21/07	NAVISION 4.0 UPGRADE	SLP/ 3.00	29,484.00	0.00	29,484.00	21,294.00	8,190.00	29,484.00
05/25/07	UE LAB FURNITURE	SLP/ 7.00	12,349.00	0.00	12,349.00	3,822.30	1,764.14	5,586.44
05/29/07	UPGRADE FOR 10 DELL POWEREDGE 185	SLP/ 5.00	1,599.65	0.00	1,599.65	893.18	319.93	1,013.11
05/29/07	UPGRADE FOR 16 DELL POWEREDGE 195	SLP/ 5.00	3,157.78	0.00	3,157.78	1,368.38	631.56	1,999.94
06/13/07	WEBTRENDS 10MM PAGE VIEW ADD-ON	SLP/ 3.00	4,000.00	0.00	4,000.00	2,777.77	1,222.23	4,000.00
06/25/07	VISUAL STUDIO TEAM LICENSE W/MSDN P	SLP/ 3.00	3,841.07	0.00	3,841.07	2,667.42	1,173.65	3,841.07
06/25/07	APC SMART UPS BACKUP	SLP/ 3.00	3,535.88	0.00	3,535.88	2,455.48	1,080.40	3,535.88
06/26/07	NAS SERVER 8TB	SLP/ 5.00	9,697.00	0.00	9,697.00	4,040.42	1,938.40	5,979.82
06/29/07	16 DELL PE1955 BLADES SERVERS	SLP/ 5.00	35,950.02	0.00	35,950.02	14,879.17	7,190.00	22,169.17
06/29/07	DELL BLADE ENCLOSURE	SLP/ 5.00	5,752.67	0.00	5,752.67	2,396.94	1,150.53	3,647.47
06/30/07	CTs FOR POWER PANELS-NEW DATA	SLP/ 5.00	5,027.58	0.00	5,027.58	2,094.83	1,005.52	3,100.35
07/01/07	NAVISION UPGRADE	SLP/ 3.00	2,250.00	0.00	2,250.00	1,500.00	750.00	2,250.00
09/28/07	SQL MANAGER TOOLSET-5 SERVER	SLP/ 5.00	10,578.80	0.00	10,578.80	3,878.89	2,115.76	5,994.65
10/16/07	INRULE AUTHORIZING SOFTWARE	SLP/ 3.00	34,550.00	0.00	34,550.00	20,154.17	11,516.67	31,670.84
10/31/07	BLADES ENCLOSURE	SLP/ 5.00	5,325.51	0.00	5,325.51	1,863.93	1,065.10	2,929.03
11/05/07	CORNER BUILDING OFFICE FURNITURE	SLP/ 7.00	236,089.00	0.00	236,089.00	56,211.87	33,727.00	89,938.67
11/05/07	3 PROCURVE SWITCHES FOR OLD	SLP/ 5.00	6,057.90	0.00	6,057.90	2,019.30	1,211.58	3,230.88
11/05/07	PHONES FOR CORNER BUILDING	SLP/ 7.00	13,843.60	0.00	13,843.60	3,296.10	1,977.66	5,273.76
11/05/07	14 PROCURVE SWITCHES-CORNER	SLP/ 5.00	41,278.76	0.00	41,278.76	13,759.58	8,255.75	22,015.33
11/05/07	2 CEILING PROJECTORS-CORNER BUILDING	SLP/ 5.00	7,135.07	0.00	7,135.07	2,378.35	1,427.01	3,805.36
11/05/07	SMART UPS FOR CORNER BUILDING	SLP/ 5.00	3,471.61	0.00	3,471.61	1,157.20	694.32	1,851.52
11/05/07	DATA CENTER AT CORNER BUILDING	SLP/ 5.00	54,149.90	0.00	54,149.90	18,049.97	10,829.98	28,879.95
11/05/07	OFFICE FURNITURE-CORNER BUILDING	SLP/ 7.00	17,564.20	0.00	17,564.20	4,181.95	2,509.17	6,691.12
11/05/07	OFFICE FURNITURE-CORNER BUILDING	SLP/ 7.00	12,942.83	0.00	12,942.83	3,081.63	1,848.98	4,930.61
12/07/07	3 MULTIMEDIA COMPUTERS	SLP/ 4.00	8,011.06	0.00	8,011.06	3,171.05	2,002.77	5,173.82
12/07/07	QA STAGING LICENSE FOR IRSERVER	SLP/ 3.00	3,725.00	0.00	3,725.00	1,965.98	1,241.67	3,207.65
12/24/07	12 DELL BLADE SERVERS	SLP/ 5.00	31,682.46	0.00	31,682.46	10,032.78	6,336.49	16,369.27
12/24/07	8 DELL BLADE SERVERS	SLP/ 5.00	22,868.71	0.00	22,868.71	7,241.76	4,573.74	11,815.50
12/24/07	5 DELL BLADE ENCLOSURES	SLP/ 5.00	26,186.41	0.00	26,186.41	8,292.36	5,237.28	13,529.64
12/31/07	SPEAKER PHONES-CORNER BUILDING	SLP/ 7.00	6,858.81	0.00	6,858.81	1,551.40	979.83	2,531.23
01/07/08	2 APPLE MAC COMPUTERS	SLP/ 4.00	6,929.37	0.00	6,929.37	2,598.51	1,732.34	4,330.85
02/28/08	2 LARGE DELL SERVERS	SLP/ 5.00	21,649.64	0.00	21,649.64	6,134.07	4,329.93	10,464.00
03/31/08	10 BLADE SERVERS & RAM	SLP/ 5.00	24,398.79	0.00	24,398.79	8,506.35	4,879.76	11,386.11
04/15/08	13 DELL BLADE SERVERS AND RAM	SLP/ 5.00	40,474.00	0.00	40,474.00	10,118.50	8,084.80	18,213.30
04/30/08	CORNER BLDG RECONFIGURATION	SLP/ 7.00	13,512.35	0.00	13,512.35	2,412.92	1,930.34	4,343.26
04/30/08	OFFICE FURNITURE-CORNER BUILDING	SLP/ 7.00	187,420.36	0.00	187,420.36	33,467.92	26,774.34	60,242.26
04/30/08	CDE SOFTWARE	NONE/ 5.00	224,287.50	0.00	224,287.50	0.00	0.00	0.00
05/06/08	17 SEAGATE BARRACUDA HARD DRIVES	SLP/ 5.00	4,079.83	0.00	4,079.83	951.96	815.97	1,767.93
05/27/08	OFFICE FURNITURE-HIVE	SLP/ 7.00	10,915.35	0.00	10,915.35	1,819.23	1,559.34	3,378.57
05/27/08	OFFICE FURNITURE-HIVE	SLP/ 7.00	2,146.50	0.00	2,146.50	357.75	306.64	664.39
05/27/08	OFFICE FURNITURE-HIVE	SLP/ 7.00	2,972.24	0.00	2,972.24	495.38	424.61	919.99
05/27/08	CORNER BUILDING OFFICE FURNITURE	SLP/ 7.00	22,358.61	0.00	22,358.61	3,726.44	3,194.09	6,920.53
05/31/08	OFFICE FURNITURE - HIVE	SLP/ 7.00	2,880.00	0.00	2,880.00	480.00	411.43	891.43
06/01/08	OFFICE FURNITURE - HIVE	SLP/ 7.00	12,935.76	0.00	12,935.76	2,001.97	1,847.97	3,849.94
06/10/08	2 PROCURVE SWITCH GL/XL REDUNDANT	SLP/ 7.00	12,485.30	0.00	12,485.30	1,932.24	1,763.61	3,715.85
07/22/08	CDE SOFTWARE	NONE/ 5.00	49,771.64	0.00	49,771.64	0.00	0.00	0.00

ASSET DEPRECIATION SHORT REPORT
HEALTHWISE INCORPORATED Jun. 30, 2010

Sorted: ASSET A/C#
Method: 1-FEDERAL-Std Conv Applied

Range: 1305-001 - 1320
Include: All assets

Date Acq	Description	Meth/Life	Cost	Section 179	Depr Basis	Includes Section 179		
						Beg A/Depr	Curr Depr	End A/Depr
ASSET A/C#: 1320 - FURNITURE & FIXTURES								
08/19/08	SECURITY SYSTEM UPGRADE	SLP/ 3.00	6,777.49	0.00	6,777.49	2,070.90	2,259.16	4,330.06
08/29/08	CDE SOFTWARE	NONE/ 5.00	48,058.67	0.00	48,058.67	0.00	0.00	0.00
09/09/08	MAC PRO COMPUTER	SLP/ 4.00	4,541.68	0.00	4,541.68	2,743.93	567.71	3,311.64
10/07/08	CDE SOFTWARE	NONE/ 5.00	29,330.00	0.00	29,330.00	0.00	0.00	0.00
10/07/08	UNIVERSAL GYM FITNESS EQUIPMENT	SLP/ 7.00	7,445.90	0.00	7,445.90	797.78	1,063.70	1,861.48
10/14/08	CDE SOFTWARE	NONE/ 5.00	44,450.00	0.00	44,450.00	0.00	0.00	0.00
10/31/08	MECHANICAL SYSTEM REDUNDANCY	SLP/ 7.00	6,860.00	0.00	6,860.00	735.00	980.00	1,715.00
11/07/08	CDE SOFTWARE	NONE/ 5.00	43,880.88	0.00	43,860.88	0.00	0.00	0.00
11/10/08	18 DELL LATITUDE E6500 LAPTOPS	SLP/ 3.00	36,196.73	0.00	36,196.73	8,043.72	12,065.58	20,109.30
11/10/08	37 DELL LATITUDE E6400 LAPTOPS	SLP/ 3.00	75,410.17	0.00	75,410.17	16,757.82	25,136.72	41,894.54
12/09/08	CDE SOFTWARE	NONE/ 5.00	24,869.51	0.00	24,869.51	0.00	0.00	0.00
01/27/09	CDE SOFTWARE	NONE/ 5.00	6,000.00	0.00	6,000.00	0.00	0.00	0.00
02/10/09	CDE SOFTWARE	NONE/ 5.00	36,330.00	0.00	36,330.00	0.00	0.00	0.00
02/18/09	CDE SOFTWARE	NONE/ 5.00	32,060.00	0.00	32,060.00	0.00	0.00	0.00
02/18/09	iMAC COMPUTER	SLP/ 4.00	2,075.94	0.00	2,075.94	216.24	518.99	735.23
02/27/09	LAPTOP MONITOR STANDS	SLP/ 3.00	389.15	0.00	389.15	54.05	129.72	183.77
02/28/09	iSan STORAGE SERVER	SLP/ 5.00	6,655.00	0.00	6,655.00	554.58	1,331.00	1,885.58
02/28/09	iSan STORAGE SERVER	SLP/ 5.00	6,655.00	0.00	6,655.00	554.58	1,331.00	1,885.58
02/28/09	LAARS 500,000 BTU Boiler	SLP/15.00	27,238.35	0.00	27,238.35	756.62	1,815.89	2,572.51
02/28/09	CDE SOFTWARE	NONE/ 5.00	10,944.50	0.00	10,944.50	0.00	0.00	0.00
03/24/09	CDE SOFTWARE	NONE/ 5.00	1,950.97	0.00	1,950.97	0.00	0.00	0.00
04/30/09	CDE SOFTWARE	NONE/ 5.00	1,820.00	0.00	1,820.00	0.00	0.00	0.00
06/13/09	DUAL PROCESSOR UPGRADE FOR PE1955SLP/ 5.00	2,476.71	0.00	2,476.71	41.28	495.34	536.62	
06/18/09	3 PROCURVE SWITCHES MODEL	SLP/ 5.00	6,999.55	0.00	6,999.55	116.66	1,399.91	1,516.57
06/19/09	HVAC CONTROLS SYSTEM UPGRADE	SLP/ 5.00	7,038.00	0.00	7,038.00	117.30	1,407.60	1,524.90
06/25/09	CDE SOFTWARE IN PLACE	NONE/ 5.00	-553,753.67	0.00	-553,753.67	0.00	0.00	0.00
06/25/09	PH 1&2 CDE SOFTWARE PROJ	SLP/ 5.00	553,753.67	0.00	553,753.67	9,229.23	110,750.73	119,979.96
07/14/09 A	CDC BLADES UPGRADE/VIRTUAL FARM	SLP/ 3.00	7,705.82	0.00	7,705.82	0.00	2,568.61	2,568.61
07/24/09 A	REDUNDANCY TELECOM RM 1ST FL MAIN	SLP/ 7.00	7,157.00	0.00	7,157.00	0.00	1,022.43	1,022.43
12/08/09 A	CDE SAN STORAGE SERVER	SLP/ 5.00	17,530.00	0.00	17,530.00	0.00	2,045.17	2,045.17
12/10/09 A	CDE SOFTWARE	NONE/ 5.00	12,307.31	0.00	12,307.31	0.00	0.00	0.00
01/06/10 A	CDE SOFTWARE	NONE/ 5.00	11,081.97	0.00	11,081.97	0.00	0.00	0.00
01/06/10 A	CDE SOFTWARE	NONE/ 5.00	8,830.40	0.00	8,830.40	0.00	0.00	0.00
01/20/10 A	CDE PROJECT	SLP/ 5.00	614.94	0.00	614.94	0.00	61.49	61.49
01/20/10 A	PROJECTOR - BORAH RM	SLP/ 5.00	3,234.74	0.00	3,234.74	0.00	323.47	323.47
01/31/10 A	CDE SOFTWARE	NONE/ 5.00	15,148.80	0.00	15,148.80	0.00	0.00	0.00
01/31/10 A	CDE SOFTWARE	NONE/ 5.00	16,777.76	0.00	16,777.76	0.00	0.00	0.00
02/17/10 A	DATA CTR POWER BACK UP	SLP/ 7.00	86,016.50	0.00	86,016.50	0.00	5,120.03	5,120.03
02/28/10 A	CDE SOFTWARE	NONE/ 5.00	17,660.80	0.00	17,660.80	0.00	0.00	0.00
02/28/10 A	CDE SOFTWARE	NONE/ 5.00	14,391.36	0.00	14,391.36	0.00	0.00	0.00
03/31/10 A	CDE SOFTWARE	NONE/ 5.00	21,303.34	0.00	21,303.34	0.00	0.00	0.00
03/31/10 A	CDE SOFTWARE	NONE/ 5.00	17,421.12	0.00	17,421.12	0.00	0.00	0.00
04/30/10 A	CDE PROJECT	NONE/ 5.00	10,596.48	0.00	10,596.48	0.00	0.00	0.00
04/30/10 A	CDE PROJECT	NONE/ 5.00	16,663.68	0.00	16,663.68	0.00	0.00	0.00
05/06/10 A	CDE PROJECT-DIFFING TOOL	NONE/ 5.00	8,000.00	0.00	8,000.00	0.00	0.00	0.00
05/31/10 A	CDE SOFTWARE	NONE/ 5.00	15,148.80	0.00	15,148.80	0.00	0.00	0.00
06/21/10 A	BACKWALL DISPLAY-10'	SLP/ 7.00	6,062.52	0.00	6,062.52	0.00	72.17	72.17
06/30/10 A	MATRIX T1 TREADMILL	SLP/ 7.00	3,244.92	0.00	3,244.92	0.00	38.63	38.63
06/30/10 A	MATRIX E1X ELLIPTICAL	SLP/ 7.00	3,098.71	0.00	3,098.71	0.00	38.89	38.89
06/30/10 A	DISPLAY PODIUM	SLP/ 7.00	3,553.00	0.00	3,553.00	0.00	42.30	42.30
06/30/10 A	CDE SOFTWARE	NONE/ 5.00	14,391.36	0.00	14,391.36	0.00	0.00	0.00
Grand totals 1320 - FURNITURE & FIXTURES (407 assets)			4,066,290.84	0.00	4,066,290.84	1,924,319.05	476,823.73	2,401,142.78
Less 44 Disposed assets (Current Depreciation: \$4644.91)			231,294.08	0.00	231,294.08	224,107.43		228,752.34
Net totals, 1320 - FURNITURE & FIXTURES (363 assets)			3,834,996.76	0.00	3,834,996.76	1,700,211.62	476,823.73	2,172,390.44

Σ @ 117,82
FY10 Adjustment
to G/L.

ASSET DEPRECIATION SHORT REPORT
HEALTHWISE INCORPORATED Jun. 30, 2010

Sorted: ASSET A/C#
Method: 1-FEDERAL-Std Conv Applied

Range: 1305-001 - 1320
Include: All assets

Date Acq	Description	Meth/Life	Cost	Section 179	Depr Basis	Includes Section 179		
						Beg A/Depr	Curr Depr	End A/Depr
	Grand totals for all accounts: (546 assets)		17,253,613.96	0.00	16,521,658.00	3,911,381.99	821,357.58	4,732,739.57
	Less: 44 Disposed assets (Current Depreciation: \$4644.91)		231,294.08	0.00	231,294.08	224,107.43		228,752.34
	Net totals for all accounts: (502 assets)		17,022,319.88	0.00	16,290,363.92	3,687,274.56	821,357.58	4,503,987.23

Codes that may appear next to the date acquired include: A - Addition, D - Disposal, T - Traded, MQ - Mid Quarter Applied

Additional Summary Statistics:		Cost	Curr Yr 179	Prior Yr 179	Depr Basis	Beg A/Depr	Curr Depr	Ending A/Depr	Net Book Val
Grand Totals for All Assets		17,253,613.96	0.00	0.00	16,521,658.00	3,911,381.99	821,357.58	4,732,739.57	12,520,874.39
Less: Inactive Assets		0.00	0.00	0.00	0.00	0.00	0.00	0.00	0.00
Disposed Assets		231,294.08	0.00	0.00	231,294.08	224,107.43	4,644.91	228,752.34	2,541.74
Traded Assets		0.00	0.00	0.00	0.00	0.00	0.00	0.00	0.00
Net Totals (Active Assets)		17,022,319.88	0.00	0.00	16,290,363.92	3,687,274.56	816,712.67	4,503,987.23	12,518,332.65
Total Additional First Year Depreciation Taken at 30% Rate:				0.00					
Total Additional First Year Depreciation Taken at 50% Rate:				0.00					
Total Additional First Year Depreciation Taken:				0.00					

page 10 of 117.827
\$ 4,503,869.41

0.00

17,022,319.88
4,503,869.41
002 w/ 50% net book value
12,518,450.47

CLIENT 63218

HEALTHWISE, INCORPORATED

23-7455145

FORM 990, PART IX, LINE 24
OTHER EXPENSES

	(A) TOTAL	(B) PROGRAM SERVICES	(C) MANAGEMENT & GENERAL	(D) FUNDRAISING
BAD DEBT	-46,627.		-46,627.	
DEPRECIATION		689,841.	-689,841.	
EMPLOYEE BENEFITS		66,431.	-66,431.	
EQUIPMENT RENTAL		4,463.	-4,463.	
EXPENDABLE FURNITURE & FIXTURE		189.	-189.	
EXPENDABLE FURNITURE & FIXTURE	225.		225.	
FOREIGN EXCHANGE GAINS/LOSSES	-445.	-445.		
GAIN/LOSS ON SALE OF ASSETS		2,135.	-2,135.	
INFORMATION TECHNOLOGY		940,597.	-940,597.	
INSURANCE		57,566.	-57,566.	
OCCUPANCY		453,265.	-453,265.	
OFFICE EXPENSE		37,200.	-37,200.	
STAFF PROCUREMENT		4,424.	-4,424.	
STAFF PROCUREMENT	5,267.		5,267.	
TOTAL	\$ -41,580.	\$ 2,255,666.	\$ -2,297,246.	\$ 0.