



See a Social Security Number? Say Something!
Report Privacy Problems to <https://public.resource.org/privacy>
Or call the IRS Identity Theft Hotline at 1-800-908-4490





Form **990-PF**

Department of the Treasury
Internal Revenue Service

Return of Private Foundation
or Section 4947(a)(1) Nonexempt Charitable Trust
Treated as a Private Foundation

OMB No 1545-0052

2009

Note: The foundation may be able to use a copy of this return to satisfy state reporting requirements

For calendar year **2009**, or tax year beginning **07/01, 2009**, and ending **06/30, 2010**

G Check all that apply: Initial return Initial return of a former public charity Final return
 Amended return Address change Name change

Use the IRS label. Otherwise, print or type. See Specific Instructions.	Name of foundation UA TST CHILD LIB R BACON MEM NMA		A Employer identification number 13-6203318
	Number and street (or P O box number if mail is not delivered to street address)	Room/suite	B Telephone number (see page 10 of the instructions) () -
	P O BOX 1802 City or town, state, and ZIP code PROVIDENCE, RI 02901-1802		C If exemption application is pending, check here <input type="checkbox"/> D 1 Foreign organizations, check here <input type="checkbox"/> 2 Foreign organizations meeting the 85% test, check here and attach computation <input type="checkbox"/>

H Check type of organization: Section 501(c)(3) exempt private foundation
 Section 4947(a)(1) nonexempt charitable trust Other taxable private foundation

I Fair market value of all assets at end of year (from Part II, col. (c), line 16) **\$ 1,588,029.**


J Accounting method: Cash Accrual
 Other (specify) _____
(Part I, column (d) must be on cash basis.)

E If private foundation status was terminated under section 507(b)(1)(A), check here
F If the foundation is in a 60-month termination under section 507(b)(1)(B), check here

Part I Analysis of Revenue and Expenses (The total of amounts in columns (b), (c), and (d) may not necessarily equal the amounts in column (a) (see page 11 of the instructions))

	(a) Revenue and expenses per books	(b) Net investment income	(c) Adjusted net income	(d) Disbursements for charitable purposes (cash basis only)
--	------------------------------------	---------------------------	-------------------------	-------------------------------------------------------------

1 Contributions, gifts, grants, etc., received (attach schedule)				
2 Check <input checked="" type="checkbox"/> if the foundation is not required to attach Sch. B.				
3 Interest on savings and temporary cash investments				
4 Dividends and interest from securities	60,558.	60,429.		STMT 1
5a Gross rents				
b Net rental income or (loss)				
6a Net gain or (loss) from sale of assets not on line 10	5,891.			
b Gross sales price for all assets on line 6a	109,019.			
7 Capital gain net income (from Part IV, line 2)		5,891.		
8 Net short-term capital gain				
9 Income modifications				
10a Gross sales less returns and allowances				
b Less Cost of goods sold				
c Gross profit or (loss) (attach schedule)				
11 Other income (attach schedule)				
12 Total. Add lines 1 through 11	66,449.	66,320.		
13 Compensation of officers, directors, trustees, etc.	22,393.	13,436.		8,957.
14 Other employee salaries and wages				
15 Pension plans, employee benefits				
16a Legal fees (attach schedule)				
b Accounting fees (attach schedule) STMT 4	330.	330.	NONE	NONE
c Other professional fees (attach schedule)				
17 Interest				
18 Taxes (attach schedule) (see page 14 of the instructions) STMT 5	594.	182.		
19 Depreciation (attach schedule) and depletion				
20 Occupancy				
21 Travel, conferences, and meetings				
22 Printing and publications	3.			3.
23 Other expenses (attach schedule) STMT 6	250.			250.
24 Total operating and administrative expenses. Add lines 13 through 23	23,570.	13,948.	NONE	9,210.
25 Contributions, gifts, grants paid	42,132.			42,132.
26 Total expenses and disbursements Add lines 24 and 25	65,702.	13,948.	NONE	51,342.
27 Subtract line 26 from line 12				
a Excess of revenue over expenses and disbursements	747.			
b Net investment income (if negative, enter -0-)		52,372.		
c Adjusted net income (if negative, enter -0-)				



POSTMARK DATE AUG 12 2010

Revenue 2009
Operating and Administrative Expenses 2009

4



Part II Balance Sheets		Attached schedules and amounts in the description column should be for end-of-year amounts only (See instructions)		Beginning of year	End of year	
		(a) Book Value	(b) Book Value	(c) Fair Market Value		
Assets	1	Cash - non-interest-bearing	NONE	NONE		
	2	Savings and temporary cash investments	111,650.	109,201.	109,212.	
	3	Accounts receivable ▶ Less: allowance for doubtful accounts ▶				
	4	Pledges receivable ▶ Less: allowance for doubtful accounts ▶				
	5	Grants receivable				
	6	Receivables due from officers, directors, trustees, and other disqualified persons (attach schedule) (see page 16 of the instructions)				
	7	Other notes and loans receivable (attach schedule) ▶ * Less: allowance for doubtful accounts ▶	NONE	* NONE	NONE	NONE
	8	Inventories for sale or use				
	9	Prepaid expenses and deferred charges				
	10 a	Investments - U S and state government obligations(attach schedule)	NONE	NONE	NONE	NONE
	b	Investments - corporate stock (attach schedule)	1,429,481.	1,448,724.	1,478,817.	
	c	Investments - corporate bonds (attach schedule)	NONE	NONE	NONE	NONE
	11	Investments - land, buildings, and equipment basis ▶ Less: accumulated depreciation (attach schedule) ▶	NONE	NONE	NONE	
	12	Investments - mortgage loans	NONE	NONE	NONE	
	13	Investments - other (attach schedule)	NONE	NONE	NONE	
	14	Land, buildings, and equipment basis ▶ Less: accumulated depreciation (attach schedule) ▶				
15	Other assets (describe ▶)	NONE	NONE	NONE		
16	Total assets (to be completed by all filers - see the instructions Also, see page 1, item I)	1,541,131.	1,557,925.	1,588,029.		
Liabilities	17	Accounts payable and accrued expenses				
	18	Grants payable				
	19	Deferred revenue				
	20	Loans from officers, directors, trustees, and other disqualified persons				
	21	Mortgages and other notes payable (attach schedule)				
	22	Other liabilities (describe ▶)				
23	Total liabilities (add lines 17 through 22)					
Net Assets or Fund Balances	Foundations that follow SFAS 117, check here ▶ <input type="checkbox"/> and complete lines 24 through 26 and lines 30 and 31.					
	24	Unrestricted				
	25	Temporarily restricted				
	26	Permanently restricted				
	Foundations that do not follow SFAS 117, check here and complete lines 27 through 31. ▶ <input checked="" type="checkbox"/>					
	27	Capital stock, trust principal, or current funds	1,541,131.	1,557,925.		
	28	Paid-in or capital surplus, or land, bldg, and equipment fund				
29	Retained earnings, accumulated income, endowment, or other funds	NONE	NONE			
30	Total net assets or fund balances (see page 17 of the instructions)	1,541,131.	1,557,925.			
31	Total liabilities and net assets/fund balances (see page 17 of the instructions)	1,541,131.	1,557,925.			

Part III Analysis of Changes in Net Assets or Fund Balances			
1	Total net assets or fund balances at beginning of year - Part II, column (a), line 30 (must agree with end-of-year figure reported on prior year's return)	1	1,541,131.
2	Enter amount from Part I, line 27a	2	747.
3	Other increases not included in line 2 (itemize) ▶ SEE STATEMENT 7	3	16,050.
4	Add lines 1, 2, and 3	4	1,557,928.
5	Decreases not included in line 2 (itemize) ▶ SEE STATEMENT 8	5	3.
6	Total net assets or fund balances at end of year (line 4 minus line 5) - Part II, column (b), line 30	6	1,557,925.

Part IV Capital Gains and Losses for Tax on Investment Income

(a) List and describe the kind(s) of property sold (e.g., real estate, 2-story brick warehouse; or common stock, 200 shs. MLC Co.)			(b) How acquired P-Purchase D-Donation	(c) Date acquired (mo., day, yr.)	(d) Date sold (mo., day, yr.)
1a SEE PART IV DETAIL					
b					
c					
d					
e					
(e) Gross sales price	(f) Depreciation allowed (or allowable)	(g) Cost or other basis plus expense of sale	(h) Gain or (loss) (e) plus (f) minus (g)		
a					
b					
c					
d					
e					
Complete only for assets showing gain in column (h) and owned by the foundation on 12/31/69			(i) Gains (Col (h) gain minus col. (k), but not less than -0-) or Losses (from col (h))		
(i) FMV as of 12/31/69	(j) Adjusted basis as of 12/31/69	(k) Excess of col (i) over col (j), if any			
a					
b					
c					
d					
e					
2 Capital gain net income or (net capital loss)			2	5,891.	
{ If gain, also enter in Part I, line 7 If (loss), enter -0- in Part I, line 7 }					
3 Net short-term capital gain or (loss) as defined in sections 1222(5) and (6):			3		
{ If gain, also enter in Part I, line 8, column (c) (see pages 13 and 17 of the instructions). If (loss), enter -0- in Part I, line 8. }					

Part V Qualification Under Section 4940(e) for Reduced Tax on Net Investment Income

(For optional use by domestic private foundations subject to the section 4940(a) tax on net investment income)

If section 4940(d)(2) applies, leave this part blank.

Was the foundation liable for the section 4942 tax on the distributable amount of any year in the base period? Yes No
 If "Yes," the foundation does not qualify under section 4940(e). Do not complete this part.

1 Enter the appropriate amount in each column for each year; see page 18 of the instructions before making any entries.

(a) Base period years Calendar year (or tax year beginning in)	(b) Adjusted qualifying distributions	(c) Net value of noncharitable-use assets	(d) Distribution ratio (col (b) divided by col (c))
2008	53,758.	1,490,468.	0.03606786593
2007			
2006			
2005			
2004			
2 Total of line 1, column (d)			2 0.03606786593
3 Average distribution ratio for the 5-year base period - divide the total on line 2 by 5, or by the number of years the foundation has been in existence if less than 5 years			3 0.03606786593
4 Enter the net value of noncharitable-use assets for 2009 from Part X, line 5			4 1,560,736.
5 Multiply line 4 by line 3			5 56,292.
6 Enter 1% of net investment income (1% of Part I, line 27b)			6 524.
7 Add lines 5 and 6			7 56,816.
8 Enter qualifying distributions from Part XII, line 4			8 51,342.

If line 8 is equal to or greater than line 7, check the box in Part VI, line 1b, and complete that part using a 1% tax rate. See the Part VI instructions on page 18.



Part VI Excise Tax Based on Investment Income (Section 4940(a), 4940(b), 4940(e), or 4948 - see page 18 of the instructions)

Table with 11 rows for excise tax calculations. Includes categories like 'Exempt operating foundations', 'Domestic foundations', 'Tax under section 511', and 'Credits/Payments'. Total tax due is 635.

Part VII-A Statements Regarding Activities

Table with 10 rows for activity statements. Includes questions about political influence, tax on political expenditures, and foundation requirements. Includes checkboxes for 'Yes' and 'No'.



Part VII-A Statements Regarding Activities (continued)

11	At any time during the year, did the foundation, directly or indirectly, own a controlled entity within the meaning of section 512(b)(13)? If "Yes," attach schedule (see page 20 of the instructions)	11		X
12	Did the foundation acquire a direct or indirect interest in any applicable insurance contract before August 17, 2008?	12		X
13	Did the foundation comply with the public inspection requirements for its annual returns and exemption application?	13	X	
Website address ▶ N/A				
14	The books are in care of ▶ PRIVATE BANK TAX SERVICES Telephone no. ▶ (401) 278-6867			
Located at ▶ P.O. BOX 1802, PROVIDENCE, RI ZIP + 4 ▶ 02901-1802				
15	Section 4947(a)(1) nonexempt charitable trusts filing Form 990-PF in lieu of Form 1041 - Check here			
				15

Part VII-B Statements Regarding Activities for Which Form 4720 May Be Required

File Form 4720 if any item is checked in the "Yes" column, unless an exception applies.

		Yes	No
1a	During the year did the foundation (either directly or indirectly)		
(1)	Engage in the sale or exchange, or leasing of property with a disqualified person? <input type="checkbox"/> Yes <input checked="" type="checkbox"/> No		
(2)	Borrow money from, lend money to, or otherwise extend credit to (or accept it from) a disqualified person? <input type="checkbox"/> Yes <input checked="" type="checkbox"/> No		
(3)	Furnish goods, services, or facilities to (or accept them from) a disqualified person? <input type="checkbox"/> Yes <input checked="" type="checkbox"/> No		
(4)	Pay compensation to, or pay or reimburse the expenses of, a disqualified person? <input checked="" type="checkbox"/> Yes <input type="checkbox"/> No		
(5)	Transfer any income or assets to a disqualified person (or make any of either available for the benefit or use of a disqualified person)? <input type="checkbox"/> Yes <input checked="" type="checkbox"/> No		
(6)	Agree to pay money or property to a government official? (Exception. Check "No" if the foundation agreed to make a grant to or to employ the official for a period after termination of government service, if terminating within 90 days.) <input type="checkbox"/> Yes <input checked="" type="checkbox"/> No		
b	If any answer is "Yes" to 1a(1)-(6), did any of the acts fail to qualify under the exceptions described in Regulations section 53.4941(d)-3 or in a current notice regarding disaster assistance (see page 20 of the instructions)? <input type="checkbox"/>	1b	X
c	Did the foundation engage in a prior year in any of the acts described in 1a, other than excepted acts, that were not corrected before the first day of the tax year beginning in 2009? <input type="checkbox"/>	1c	X
2	Taxes on failure to distribute income (section 4942) (does not apply for years the foundation was a private operating foundation defined in section 4942(j)(3) or 4942(j)(5))		
a	At the end of tax year 2009, did the foundation have any undistributed income (lines 6d and 6e, Part XIII) for tax year(s) beginning before 2009? <input type="checkbox"/> Yes <input checked="" type="checkbox"/> No		
If "Yes," list the years ▶			
b	Are there any years listed in 2a for which the foundation is not applying the provisions of section 4942(a)(2) (relating to incorrect valuation of assets) to the year's undistributed income? (If applying section 4942(a)(2) to all years listed, answer "No" and attach statement - see page 20 of the instructions.) <input type="checkbox"/>	2b	
c	If the provisions of section 4942(a)(2) are being applied to any of the years listed in 2a, list the years here ▶		
3a	Did the foundation hold more than a 2% direct or indirect interest in any business enterprise at any time during the year? <input type="checkbox"/> Yes <input checked="" type="checkbox"/> No		
b	If "Yes," did it have excess business holdings in 2009 as a result of (1) any purchase by the foundation or disqualified persons after May 26, 1969; (2) the lapse of the 5-year period (or longer period approved by the Commissioner under section 4943(c)(7)) to dispose of holdings acquired by gift or bequest; or (3) the lapse of the 10-, 15-, or 20-year first phase holding period? (Use Schedule C, Form 4720, to determine if the foundation had excess business holdings in 2009) <input type="checkbox"/>	3b	
4a	Did the foundation invest during the year any amount in a manner that would jeopardize its charitable purposes? <input type="checkbox"/>	4a	X
b	Did the foundation make any investment in a prior year (but after December 31, 1969) that could jeopardize its charitable purpose that had not been removed from jeopardy before the first day of the tax year beginning in 2009? <input type="checkbox"/>	4b	X



Part VII-B Statements Regarding Activities for Which Form 4720 May Be Required (continued)

- 5a During the year did the foundation pay or incur any amount to:
 - (1) Carry on propaganda, or otherwise attempt to influence legislation (section 4945(e))? Yes No
 - (2) Influence the outcome of any specific public election (see section 4955); or to carry on, directly or indirectly, any voter registration drive? Yes No
 - (3) Provide a grant to an individual for travel, study, or other similar purposes? Yes No
 - (4) Provide a grant to an organization other than a charitable, etc., organization described in section 509(a)(1), (2), or (3), or section 4940(d)(2)? (see page 22 of the instructions) Yes No
 - (5) Provide for any purpose other than religious, charitable, scientific, literary, or educational purposes, or for the prevention of cruelty to children or animals? Yes No
- b If any answer is "Yes" to 5a(1)-(5), did any of the transactions fail to qualify under the exceptions described in Regulations section 53.4945 or in a current notice regarding disaster assistance (see page 22 of the instructions)? **5b**
- Organizations relying on a current notice regarding disaster assistance check here
- c If the answer is "Yes" to question 5a(4), does the foundation claim exemption from the tax because it maintained expenditure responsibility for the grant? Yes No
If "Yes," attach the statement required by Regulations section 53.4945-5(d).
- 6a Did the foundation, during the year, receive any funds, directly or indirectly, to pay premiums on a personal benefit contract? Yes No
- b Did the foundation, during the year, pay premiums, directly or indirectly, on a personal benefit contract? Yes No **6b** X
If "Yes" to 6b, file Form 8870
- 7a At any time during the tax year, was the foundation a party to a prohibited tax shelter transaction? Yes No
- b If yes, did the foundation receive any proceeds or have any net income attributable to the transaction? Yes No **7b**

Part VIII Information About Officers, Directors, Trustees, Foundation Managers, Highly Paid Employees, and Contractors

1 List all officers, directors, trustees, foundation managers and their compensation (see page 22 of the instructions).

(a) Name and address	(b) Title, and average hours per week devoted to position	(c) Compensation (if not paid, enter -0-)	(d) Contributions to employee benefit plans and deferred compensation	(e) Expense account, other allowances
SEE STATEMENT 10		22,393.	-0-	-0-

2 Compensation of five highest-paid employees (other than those included on line 1 - see page 23 of the instructions). If none, enter "NONE."

(a) Name and address of each employee paid more than \$50,000	(b) Title, and average hours per week devoted to position	(c) Compensation	(d) Contributions to employee benefit plans and deferred compensation	(e) Expense account, other allowances
NONE		NONE	NONE	NONE

Total number of other employees paid over \$50,000 NONE

Part VIII Information About Officers, Directors, Trustees, Foundation Managers, Highly Paid Employees, and Contractors (continued)

3 Five highest-paid independent contractors for professional services (see page 23 of the instructions). If none, enter "NONE."

(a) Name and address of each person paid more than \$50,000	(b) Type of service	(c) Compensation
NONE		NONE

Total number of others receiving over \$50,000 for professional services **NONE**

Part IX-A Summary of Direct Charitable Activities

List the foundation's four largest direct charitable activities during the tax year. Include relevant statistical information such as the number of organizations and other beneficiaries served, conferences convened, research papers produced, etc.	Expenses
1 NONE	
2	
3	
4	

Part IX-B Summary of Program-Related Investments (see page 23 of the instructions)

Describe the two largest program-related investments made by the foundation during the tax year on lines 1 and 2	Amount
1 NONE	
2	
All other program-related investments See page 24 of the instructions	
3 NONE	
Total. Add lines 1 through 3	



Part X Minimum Investment Return (All domestic foundations must complete this part. Foreign foundations, see page 24 of the instructions.)

1	Fair market value of assets not used (or held for use) directly in carrying out charitable, etc., purposes:		
a	Average monthly fair market value of securities	1a	1,474,237.
b	Average of monthly cash balances	1b	110,267.
c	Fair market value of all other assets (see page 24 of the instructions)	1c	NONE
d	Total (add lines 1a, b, and c)	1d	1,584,504.
e	Reduction claimed for blockage or other factors reported on lines 1a and 1c (attach detailed explanation)	1e	
2	Acquisition indebtedness applicable to line 1 assets	2	NONE
3	Subtract line 2 from line 1d	3	1,584,504.
4	Cash deemed held for charitable activities. Enter 1 1/2% of line 3 (for greater amount, see page 25 of the instructions)	4	23,768.
5	Net value of noncharitable-use assets. Subtract line 4 from line 3. Enter here and on Part V, line 4	5	1,560,736.
6	Minimum investment return. Enter 5% of line 5	6	78,037.

Part XI Distributable Amount (see page 25 of the instructions) (Section 4942(j)(3) and (j)(5) private operating foundations and certain foreign organizations check here and do not complete this part.)

1	Minimum investment return from Part X, line 6	1	78,037.
2a	Tax on investment income for 2009 from Part VI, line 5	2a	1,047.
b	Income tax for 2009 (This does not include the tax from Part VI.)	2b	
c	Add lines 2a and 2b	2c	1,047.
3	Distributable amount before adjustments. Subtract line 2c from line 1	3	76,990.
4	Recoveries of amounts treated as qualifying distributions	4	NONE
5	Add lines 3 and 4	5	76,990.
6	Deduction from distributable amount (see page 25 of the instructions)	6	NONE
7	Distributable amount as adjusted Subtract line 6 from line 5. Enter here and on Part XIII, line 1	7	76,990.

Part XII Qualifying Distributions (see page 25 of the instructions)

1	Amounts paid (including administrative expenses) to accomplish charitable, etc., purposes:		
a	Expenses, contributions, gifts, etc. - total from Part I, column (d), line 26	1a	51,342.
b	Program-related investments - total from Part IX-B	1b	
2	Amounts paid to acquire assets used (or held for use) directly in carrying out charitable, etc., purposes	2	NONE
3	Amounts set aside for specific charitable projects that satisfy the:		
a	Suitability test (prior IRS approval required)	3a	NONE
b	Cash distribution test (attach the required schedule)	3b	NONE
4	Qualifying distributions. Add lines 1a through 3b. Enter here and on Part V, line 8, and Part XIII, line 4	4	51,342.
5	Foundations that qualify under section 4940(e) for the reduced rate of tax on net investment income. Enter 1% of Part I, line 27b (see page 26 of the instructions)	5	N/A
6	Adjusted qualifying distributions. Subtract line 5 from line 4	6	51,342.

Note: The amount on line 6 will be used in Part V, column (b), in subsequent years when calculating whether the foundation qualifies for the section 4940(e) reduction of tax in those years.

Part XIII Undistributed Income (see page 26 of the instructions)

	(a) Corpus	(b) Years prior to 2008	(c) 2008	(d) 2009
1 Distributable amount for 2009 from Part XI, line 7				76,990.
2 Undistributed income, if any, as of the end of 2009				
a Enter amount for 2008 only			NONE	
b Total for prior years 20____, 20____, 20____		NONE		
3 Excess distributions carryover, if any, to 2009:				
a From 2004	NONE			
b From 2005	NONE			
c From 2006	NONE			
d From 2007	NONE			
e From 2008	NONE			
f Total of lines 3a through e	NONE			
4 Qualifying distributions for 2009 from Part XII, line 4 ▶ \$ <u>51,342.</u>				
a Applied to 2008, but not more than line 2a			NONE	
b Applied to undistributed income of prior years (Election required - see page 26 of the instructions)		NONE		
c Treated as distributions out of corpus (Election required - see page 26 of the instructions)	NONE			
d Applied to 2009 distributable amount				51,342.
e Remaining amount distributed out of corpus	NONE			
5 Excess distributions carryover applied to 2009 (If an amount appears in column (d), the same amount must be shown in column (a))	NONE			NONE
6 Enter the net total of each column as indicated below:				
a Corpus Add lines 3f, 4c, and 4e. Subtract line 5	NONE			
b Prior years' undistributed income Subtract line 4b from line 2b		NONE		
c Enter the amount of prior years' undistributed income for which a notice of deficiency has been issued, or on which the section 4942(a) tax has been previously assessed		NONE		
d Subtract line 6c from line 6b Taxable amount - see page 27 of the instructions		NONE		
e Undistributed income for 2008 Subtract line 4a from line 2a Taxable amount - see page 27 of the instructions			NONE	
f Undistributed income for 2009 Subtract lines 4d and 5 from line 1. This amount must be distributed in 2010.				25,648.
7 Amounts treated as distributions out of corpus to satisfy requirements imposed by section 170(b)(1)(F) or 4942(g)(3) (see page 27 of the instructions)	NONE			
8 Excess distributions carryover from 2004 not applied on line 5 or line 7 (see page 27 of the instructions)	NONE			
9 Excess distributions carryover to 2010. Subtract lines 7 and 8 from line 6a	NONE			
10 Analysis of line 9:				
a Excess from 2005	NONE			
b Excess from 2006	NONE			
c Excess from 2007	NONE			
d Excess from 2008	NONE			
e Excess from 2009	NONE			



Part XIV Private Operating Foundations (see page 27 of the instructions and Part VII-A, question 9) NOT APPLICABLE

1 a If the foundation has received a ruling or determination letter that it is a private operating foundation, and the ruling is effective for 2009, enter the date of the ruling

b Check box to indicate whether the foundation is a private operating foundation described in section _____ 4942(j)(3) or _____ 4942(j)(5)

	Tax year	Prior 3 years			(e) Total
	(a) 2009	(b) 2008	(c) 2007	(d) 2006	
2 a Enter the lesser of the adjusted net income from Part I or the minimum investment return from Part X for each year listed					
b 85% of line 2a					
c Qualifying distributions from Part XII, line 4 for each year listed					
d Amounts included in line 2c not used directly for active conduct of exempt activities					
e Qualifying distributions made directly for active conduct of exempt activities Subtract line 2d from line 2c					
3 Complete 3a, b, or c for the alternative test relied upon					
a "Assets" alternative test - enter					
(1) Value of all assets					
(2) Value of assets qualifying under section 4942(j)(3)(B)(i).					
b "Endowment" alternative test - enter 2/3 of minimum investment return shown in Part X, line 6 for each year listed					
c "Support" alternative test - enter					
(1) Total support other than gross investment income (interest, dividends, rents, payments on securities loans (section 512(a)(5)), or royalties).					
(2) Support from general public and 5 or more exempt organizations as provided in section 4942(j)(3)(B)(iii)					
(3) Largest amount of support from an exempt organization					
(4) Gross investment income					

Part XV Supplementary Information (Complete this part only if the foundation had \$5,000 or more in assets at any time during the year - see page 28 of the instructions.)

1 Information Regarding Foundation Managers:

a List any managers of the foundation who have contributed more than 2% of the total contributions received by the foundation before the close of any tax year (but only if they have contributed more than \$5,000). (See section 507(d)(2).)

N/A

b List any managers of the foundation who own 10% or more of the stock of a corporation (or an equally large portion of the ownership of a partnership or other entity) of which the foundation has a 10% or greater interest.

N/A

2 Information Regarding Contribution, Grant, Gift, Loan, Scholarship, etc., Programs:

Check here if the foundation only makes contributions to preselected charitable organizations and does not accept unsolicited requests for funds. If the foundation makes gifts, grants, etc. (see page 28 of the instructions) to individuals or organizations under other conditions, complete items 2a, b, c, and d.

a The name, address, and telephone number of the person to whom applications should be addressed:

N/A

b The form in which applications should be submitted and information and materials they should include:

N/A

c Any submission deadlines

N/A

d Any restrictions or limitations on awards, such as by geographical areas, charitable fields, kinds of institutions, or other factors:

N/A

Part XV Supplementary Information (continued)

3 Grants and Contributions Paid During the Year or Approved for Future Payment

Recipient Name and address (home or business)	If recipient is an individual, show any relationship to any foundation manager or substantial contributor	Foundation status of recipient	Purpose of grant or contribution	Amount
<p>a Paid during the year</p> <p>SEE STATEMENT 11</p>				
Total				▶ 3a 42,132.
b Approved for future payment				
Total				▶ 3b



Part XVII Information Regarding Transfers To and Transactions and Relationships With Noncharitable Exempt Organizations

- 1 Did the organization directly or indirectly engage in any of the following with any other organization described in section 501(c) of the Code... a Transfers from the reporting foundation to a noncharitable exempt organization of (1) Cash (2) Other assets b Other transactions (1) Sales of assets to a noncharitable exempt organization (2) Purchases of assets from a noncharitable exempt organization (3) Rental of facilities, equipment, or other assets (4) Reimbursement arrangements (5) Loans or loan guarantees (6) Performance of services or membership or fundraising solicitations c Sharing of facilities, equipment, mailing lists, other assets, or paid employees d If the answer to any of the above is "Yes," complete the following schedule

Table with 4 columns: (a) Line no, (b) Amount involved, (c) Name of noncharitable exempt organization, (d) Description of transfers, transactions, and sharing arrangements

2a Is the foundation directly or indirectly affiliated with, or related to, one or more tax-exempt organizations described in section 501(c) of the Code (other than section 501(c)(3)) or in section 527? Yes No

Table with 3 columns: (a) Name of organization, (b) Type of organization, (c) Description of relationship

Signature area with fields for Signature of officer or trustee, Date (07/21/2010), Title (SVP Tax), Preparer's signature, Date, Check if self-employed, Preparer's identifying number, Firm's name, address, and ZIP code, EIN, and Phone no.



**FORM 990-PF - PART IV
CAPITAL GAINS AND LOSSES FOR TAX ON INVESTMENT INCOME**

Kind of Property		Description				P or D	Date acquired	Date sold
Gross sale price less expenses of sale	Depreciation allowed/ allowable	Cost or other basis	FMV as of 12/31/69	Adj basis as of 12/31/69	Excess of FMV over adj basis		Gain or (loss)	
							1,385.	
							267.	
							-1,434.	
							05/18/2005	08/11/2009
3,377.00							-1,135.00	
							01/26/2009	08/11/2009
11,219.00							833.00	
							06/22/2009	08/21/2009
2,321.00							276.00	
							11/04/2008	08/21/2009
1,187.00							187.00	
							06/22/2009	10/02/2009
2,034.00							294.00	
							12/04/2008	10/02/2009
2,143.00							967.00	
							05/18/2005	10/08/2009
3,204.00							-438.00	
							08/09/2007	10/08/2009
2,150.00							-577.00	



**FORM 990-PF - PART IV
CAPITAL GAINS AND LOSSES FOR TAX ON INVESTMENT INCOME**

Kind of Property		Description				P or D	Date acquired	Date sold
Gross sale price less expenses of sale	Depreciation allowed/ allowable	Cost or other basis	FMV as of 12/31/69	Adj basis as of 12/31/69	Excess of FMV over adj basis		Gain or (loss)	
3,910.00		60. DIAGEO SPONSORED ADR (UK-USD) SEDOL PROPERTY TYPE: SECURITIES 4,973.00					01/10/2008	10/21/2009
							-1,063.00	
4,365.00		335. NOKIA CORPORATION SPONSORED ADR PROPERTY TYPE: SECURITIES 5,814.00					05/18/2005	10/27/2009
							-1,449.00	
8,205.00		32. MERCK & CO INC NEW CONV PFD 6% PROPERTY TYPE: SECURITIES 7,916.00					01/11/2008	11/20/2009
							289.00	
1,282.00		5. MERCK & CO INC NEW CONV PFD 6% PROPERTY TYPE: SECURITIES 925.00					07/21/2008	11/20/2009
							357.00	
2,564.00		10. MERCK & CO INC NEW CONV PFD 6% PROPERTY TYPE: SECURITIES 1,828.00					07/22/2008	11/20/2009
							736.00	
5,128.00		20. MERCK & CO INC NEW CONV PFD 6% PROPERTY TYPE: SECURITIES 3,406.00					10/10/2008	11/20/2009
							1,722.00	
5,385.00		21. MERCK & CO INC NEW CONV PFD 6% PROPERTY TYPE: SECURITIES 3,576.00					10/29/2008	11/20/2009
							1,809.00	
1,028.00		39. BANK NEW YORK MELLON CORP COM PROPERTY TYPE: SECURITIES 1,194.00					05/08/2009	11/24/2009
							-166.00	
158.00		6. BANK NEW YORK MELLON CORP COM PROPERTY TYPE: SECURITIES 169.00					06/22/2009	11/24/2009
							-11.00	
817.00		31. BANK NEW YORK MELLON CORP COM PROPERTY TYPE: SECURITIES 872.00					06/09/2005	11/24/2009
							-55.00	
975.00		37. BANK NEW YORK MELLON CORP COM PROPERTY TYPE: SECURITIES 1,037.00					06/10/2005	11/24/2009
							-62.00	



**FORM 990-PF - PART IV
CAPITAL GAINS AND LOSSES FOR TAX ON INVESTMENT INCOME**

Kind of Property		Description				P or D	Date acquired	Date sold
Gross sale price less expenses of sale	Depreciation allowed/ allowable	Cost or other basis	FMV as of 12/31/69	Adj. basis as of 12/31/69	Excess of FMV over adj basis		Gain or (loss)	
3,377.00		127. BANK NEW YORK MELLON CORP COM PROPERTY TYPE: SECURITIES 3,561.00					06/10/2005	11/25/2009
							-184.00	
1,186.00		45. BANK NEW YORK MELLON CORP COM PROPERTY TYPE: SECURITIES 1,262.00					06/10/2005	11/27/2009
							-76.00	
69.00		2.97 AOL INC COM PROPERTY TYPE: SECURITIES 89.00					12/13/2005	12/22/2009
							-20.00	
771.00		33.03 AOL INC COM PROPERTY TYPE: SECURITIES 962.00					05/18/2005	12/22/2009
							-191.00	
21.00		.909 AOL INC COM PROPERTY TYPE: SECURITIES 27.00					12/13/2005	12/23/2009
							-6.00	
10.00		.257 MERCK & CO INC NEW COM PROPERTY TYPE: SECURITIES 9.00					07/21/2008	12/24/2009
							1.00	
254.00		10. CENOVUS ENERGY INC COM PROPERTY TYPE: SECURITIES 278.00					10/08/2009	01/12/2010
							-24.00	
457.00		18. CENOVUS ENERGY INC COM PROPERTY TYPE: SECURITIES 472.00					05/08/2009	01/12/2010
							-15.00	
635.00		25. CENOVUS ENERGY INC COM PROPERTY TYPE: SECURITIES 574.00					06/22/2009	01/12/2010
							61.00	
737.00		29. CENOVUS ENERGY INC COM PROPERTY TYPE: SECURITIES 529.00					03/06/2009	01/12/2010
							208.00	
788.00		31. CENOVUS ENERGY INC COM PROPERTY TYPE: SECURITIES 555.00					03/05/2009	01/12/2010
							233.00	

**FORM 990-PF - PART IV
CAPITAL GAINS AND LOSSES FOR TAX ON INVESTMENT INCOME**

Kind of Property		Description				P or D	Date acquired	Date sold
Gross sale price less expenses of sale	Depreciation allowed/ allowable	Cost or other basis	FMV as of 12/31/69	Adj basis as of 12/31/69	Excess of FMV over adj basis		Gain or (loss)	
4,293.00		110. DOMINION RESOURCES INC PROPERTY TYPE: SECURITIES 5,291.00					01/10/2008 -998.00	01/12/2010
256.00		5. FPL GROUP INC COM PROPERTY TYPE: SECURITIES 340.00					06/17/2008 -84.00	01/12/2010
103.00		2. FPL GROUP INC COM PROPERTY TYPE: SECURITIES 136.00					06/17/2008 -33.00	01/12/2010
516.00		10. FPL GROUP INC COM PROPERTY TYPE: SECURITIES 679.00					06/17/2008 -163.00	01/12/2010
155.00		3. FPL GROUP INC COM PROPERTY TYPE: SECURITIES 204.00					06/17/2008 -49.00	01/12/2010
663.00		13. FPL GROUP INC COM PROPERTY TYPE: SECURITIES 883.00					06/17/2008 -220.00	01/13/2010
155.00		3. FPL GROUP INC COM PROPERTY TYPE: SECURITIES 204.00					06/17/2008 -49.00	01/13/2010
1,050.00		21. FPL GROUP INC COM PROPERTY TYPE: SECURITIES 1,427.00					06/17/2008 -377.00	01/14/2010
651.00		13. FPL GROUP INC COM PROPERTY TYPE: SECURITIES 883.00					06/17/2008 -232.00	01/14/2010
52.00		2. AT&T INC PROPERTY TYPE: SECURITIES 49.00					10/24/2008 3.00	01/19/2010
225.00		4. ABBOTT LABORATORIES PROPERTY TYPE: SECURITIES 243.00					01/10/2008 -18.00	01/19/2010



**FORM 990-PF - PART IV
CAPITAL GAINS AND LOSSES FOR TAX ON INVESTMENT INCOME**

Kind of Property		Description				P or D	Date acquired	Date sold
Gross sale price less expenses of sale	Depreciation allowed/ allowable	Cost or other basis	FMV as of 12/31/69	Adj. basis as of 12/31/69	Excess of FMV over adj basis		Gain or (loss)	
66.00		2. ALLIANT CORP PROPERTY TYPE: SECURITIES 64.00					01/12/2010	01/19/2010
						2.00		
129.00		3. AMERICAN EXPRESS CO PROPERTY TYPE: SECURITIES 72.00					06/17/2009	01/19/2010
						57.00		
128.00		3. AUTOMATIC DATA PROCESSING INC PROPERTY TYPE: SECURITIES 109.00					05/08/2009	01/19/2010
						19.00		
162.00		2. BHP BILLITON LIMITED ADR PROPERTY TYPE: SECURITIES 81.00					02/12/2009	01/19/2010
						81.00		
620.00		24. BRISTOL MYERS SQUIBB CO COM PROPERTY TYPE: SECURITIES 648.00					01/10/2008	01/19/2010
						-28.00		
555.00		7. CHEVRONTEXACO CORP COM PROPERTY TYPE: SECURITIES 365.00					05/18/2005	01/19/2010
						190.00		
284.00		4. DIAGEO SPONSORED ADR (UK-USD) SEDOL # PROPERTY TYPE: SECURITIES 332.00					01/10/2008	01/19/2010
						-48.00		
547.00		12. DOVER CORPORATION PROPERTY TYPE: SECURITIES 462.00					10/28/2005	01/19/2010
						85.00		
131.00		4. EATON VANCE CORP COM NON VTG PROPERTY TYPE: SECURITIES 103.00					06/22/2009	01/19/2010
						28.00		
329.00		10. EATON VANCE CORP COM NON VTG PROPERTY TYPE: SECURITIES 216.00					12/08/2008	01/19/2010
						113.00		
276.00		4. EXXON MOBIL CORPORATION PROPERTY TYPE: SECURITIES 329.00					08/02/2008	01/19/2010
						-53.00		



**FORM 990-PF - PART IV
CAPITAL GAINS AND LOSSES FOR TAX ON INVESTMENT INCOME**

Kind of Property		Description				P or D	Date acquired	Date sold
Gross sale price less expenses of sale	Depreciation allowed/ allowable	Cost or other basis	FMV as of 12/31/69	Adj basis as of 12/31/69	Excess of FMV over adj basis		Gain or (loss)	
39.00		2. GAP INCORPORATED PROPERTY TYPE: SECURITIES 32.00				06/15/2009	01/19/2010	7.00
564.00		34. GENERAL ELEC CO PROPERTY TYPE: SECURITIES 1,243.00				05/18/2005	01/19/2010	-679.00
259.00		6. HEINZ H J CO PROPERTY TYPE: SECURITIES 279.00				01/10/2008	01/19/2010	-20.00
87.00		3. HOME DEPOT INC PROPERTY TYPE: SECURITIES 124.00				05/11/2006	01/19/2010	-37.00
344.00		8. HONEYWELL INTERNATIONAL INC PROPERTY TYPE: SECURITIES 291.00				05/18/2005	01/19/2010	53.00
421.00		20. INTEL CORPORATION PROPERTY TYPE: SECURITIES 453.00				01/10/2008	01/19/2010	-32.00
532.00		4. INTERNATIONAL BUSINESS MACHS PROPERTY TYPE: SECURITIES 393.00				01/10/2008	01/19/2010	139.00
170.00		4. INTERNATIONAL FLAVORS & FRAGRANCES CO PROPERTY TYPE: SECURITIES 167.00				09/09/2008	01/19/2010	3.00
87.00		2. J P MORGAN CHASE & CO COM PROPERTY TYPE: SECURITIES 86.00				08/07/2009	01/19/2010	1.00
196.00		3. JOHNSON & JOHNSON PROPERTY TYPE: SECURITIES 197.00				10/15/2007	01/19/2010	-1.00
58.00		2. LINEAR TECHNOLOGY CORP PROPERTY TYPE: SECURITIES 53.00				08/11/2009	01/19/2010	5.00



**FORM 990-PF - PART IV
CAPITAL GAINS AND LOSSES FOR TAX ON INVESTMENT INCOME**

Kind of Property		Description				P or D	Date acquired	Date sold
Gross sale price less expenses of sale	Depreciation allowed/ allowable	Cost or other basis	FMV as of 12/31/69	Adj. basis as of 12/31/69	Excess of FMV over adj basis		Gain or (loss)	
318.00		5. MCDONALDS CORP PROPERTY TYPE: SECURITIES 289.00					11/04/2008	01/19/2010
							29.00	
405.00		10. MERCK & CO INC NEW COM PROPERTY TYPE: SECURITIES 360.00					07/21/2008	01/19/2010
							45.00	
466.00		12. METLIFE INC PROPERTY TYPE: SECURITIES 365.00					10/31/2008	01/19/2010
							101.00	
623.00		20. MICROSOFT CORPORATION PROPERTY TYPE: SECURITIES 511.00					05/18/2005	01/19/2010
							112.00	
93.00		3. MORGAN STANLEY DEAN WITTER DISCOVER & PROPERTY TYPE: SECURITIES 80.00					06/22/2009	01/19/2010
							13.00	
186.00		6. MORGAN STANLEY DEAN WITTER DISCOVER & PROPERTY TYPE: SECURITIES 139.00					04/06/2009	01/19/2010
							47.00	
282.00		5. MURPHY OIL CORP COM PROPERTY TYPE: SECURITIES 277.00					05/08/2009	01/19/2010
							5.00	
258.00		5. NATIONAL FUEL GAS CO PROPERTY TYPE: SECURITIES 173.00					10/29/2008	01/19/2010
							85.00	
109.00		3. NORDSTROM INCORPORATED PROPERTY TYPE: SECURITIES 87.00					10/02/2009	01/19/2010
							22.00	
105.00		2. NORTHERN TRUST CORPORATION PROPERTY TYPE: SECURITIES 97.00					11/25/2009	01/19/2010
							8.00	
144.00		3. NUCOR CORP PROPERTY TYPE: SECURITIES 138.00					10/08/2009	01/19/2010
							6.00	

~~CONFIDENTIAL~~

**FORM 990-PF - PART IV
CAPITAL GAINS AND LOSSES FOR TAX ON INVESTMENT INCOME**

Kind of Property		Description				P or D	Date acquired	Date sold
Gross sale price less expenses of sale	Depreciation allowed/ allowable	Cost or other basis	FMV as of 12/31/69	Adj. basis as of 12/31/69	Excess of FMV over adj basis		Gain or (loss)	
315.00		4. OCCIDENTAL PETROLEUM CORPORATION PROPERTY TYPE: SECURITIES 190.00				12/03/2008	01/19/2010	
						125.00		
346.00		6. PNC BK CORP PROPERTY TYPE: SECURITIES 393.00				10/13/2008	01/19/2010	
						-47.00		
179.00		9. PFIZER INC PROPERTY TYPE: SECURITIES 179.00				01/10/2008	01/19/2010	
200.00		4. PHILIP MORRIS INTL INC COM PROPERTY TYPE: SECURITIES 204.00				06/24/2008	01/19/2010	
						-4.00		
217.00		4. PRICE T ROWE GROUP INC COM PROPERTY TYPE: SECURITIES 129.00				12/22/2008	01/19/2010	
						88.00		
62.00		1. PROCTER & GAMBLE CO COM PROPERTY TYPE: SECURITIES 69.00				09/23/2008	01/19/2010	
						-7.00		
849.00		41. RPM INCORPORATED OHIO PROPERTY TYPE: SECURITIES 693.00				05/18/2005	01/19/2010	
						156.00		
135.00		3. RAYONIER INC REIT PROPERTY TYPE: SECURITIES 102.00				05/18/2005	01/19/2010	
						33.00		
368.00		6. ROYAL DUTCH SHELL PLC SPONSORED PROPERTY TYPE: SECURITIES 298.00				06/22/2009	01/19/2010	
						70.00		
613.00		10. ROYAL DUTCH SHELL PLC SPONSORED PROPERTY TYPE: SECURITIES 488.00				02/19/2009	01/19/2010	
						125.00		
122.00		4. SONOCO PRODUCTS CO PROPERTY TYPE: SECURITIES 97.00				04/27/2009	01/19/2010	
						25.00		



**FORM 990-PF - PART IV
CAPITAL GAINS AND LOSSES FOR TAX ON INVESTMENT INCOME**

Kind of Property		Description				P or D	Date acquired	Date sold
Gross sale price less expenses of sale	Depreciation allowed/ allowable	Cost or other basis	FMV as of 12/31/69	Adj basis as of 12/31/69	Excess of FMV over adj basis		Gain or (loss)	
75.00		40.00				35.00		12/04/2008 01/19/2010
								2. TJX COMPANIES INCORPORATED NEW PROPERTY TYPE: SECURITIES
398.00		522.00				-124.00		14. TIME WARNER INC NEW COM PROPERTY TYPE: SECURITIES
								12. US BANCORP DEL COM NEW PROPERTY TYPE: SECURITIES
294.00		350.00				-56.00		05/18/2005 01/19/2010
								5. UNITED TECHNOLOGIES CORP PROPERTY TYPE: SECURITIES
361.00		211.00				150.00		03/23/2009 01/19/2010
								13. VERIZON COMMUNICATIONS PROPERTY TYPE: SECURITIES
405.00		430.00				-25.00		05/18/2005 01/19/2010
								1. WASTE MANAGEMENT INC PROPERTY TYPE: SECURITIES
34.00		36.00				-2.00		08/09/2007 01/19/2010
								3. WELLS FARGO COMPANY PROPERTY TYPE: SECURITIES
85.00		104.00				-19.00		11/04/2008 01/19/2010
								130. SMITH INTL INC PROPERTY TYPE: SECURITIES
5,654.00		3,985.00				1,669.00		01/12/2010 03/12/2010
								163. ALLIANT CORP PROPERTY TYPE: SECURITIES
5,560.00		5,252.00				308.00		01/12/2010 04/29/2010
								110. ALLEGHENY TECHNOLOGIES INC COM PROPERTY TYPE: SECURITIES
5,680.00		3,146.00				2,534.00		08/26/2009 06/02/2010



FORM 990-PF - PART IV CAPITAL GAINS AND LOSSES FOR TAX ON INVESTMENT INCOME

Kind of Property		Description				P or D	Date acquired	Date sold
Gross sale price less expenses of sale	Depreciation allowed/ allowable	Cost or other basis	FMV as of 12/31/69	Adj. basis as of 12/31/69	Excess of FMV over adj basis		Gain or (loss)	
TOTAL GAIN(LOSS)							----- 5,891. =====	

FORM 990PF, PART I - DIVIDENDS AND INTEREST FROM SECURITIES

DESCRIPTION	REVENUE AND EXPENSES PER BOOKS	NET INVESTMENT INCOME
AT&T INC	1,307.	1,307.
ABBOTT LABORATORIES	261.	261.
ALLEGHENY TECHNOLOGIES INC COM	79.	79.
ALLIANT CORP	129.	129.
ALTRIA GROUP INC	444.	444.
AMERICAN EXPRESS CO	158.	158.
AUTOMATIC DATA PROCESSING INC	259.	259.
BANK NEW YORK MELLON CORP COM	51.	51.
BHP BILLITON LIMITED ADR	106.	106.
BRISTOL MYERS SQUIBB CO COM	862.	862.
CENOVUS ENERGY INC COM	23.	23.
CHEVRONTEXACO CORP COM	791.	791.
DIAGEO SPONSORED ADR (UK-USD) SEDOL #213	440.	440.
DOMINION RESOURCES INC	96.	96.
DOVER CORPORATION	358.	358.
EATON VANCE CORP COM NON VTG	131.	131.
EMERSON ELEC CO	174.	174.
ENCANA CORP COM	156.	156.
EXXON MOBIL CORPORATION	459.	459.
FPL GROUP INC COM	211.	211.
FIRSTENERGY CORP	105.	105.
FOOT LOCKER INC COM	111.	111.
GALLAGHER ARTHUR J & CO	291.	291.
GAP INCORPORATED	65.	65.
GENERAL ELEC CO	278.	278.
HEINZ H J CO	413.	413.
HOME DEPOT INC	488.	488.
HONEYWELL INTERNATIONAL INC	267.	267.
INTEL CORPORATION	457.	457.
INTERMEDIATE TERM TAXABLE BOND FD	16,161.	16,068.
INTERNATIONAL BUSINESS MACHS	421.	421.
INTERNATIONAL FLAVORS & FRAGRANCES COM	168.	168.

UA TST CHILD LIB R BACON MEM NMA

13-6203318

FORM 990PF, PART I - DIVIDENDS AND INTEREST FROM SECURITIES

DESCRIPTION	REVENUE AND EXPENSES PER BOOKS	NET INVESTMENT INCOME
J P MORGAN CHASE & CO COM	84.	84.
JOHNSON & JOHNSON	407.	407.
KIMBERLY CLARK CORP COM	394.	394.
LINEAR TECHNOLOGY CORP	107.	107.
MCDONALDS CORP	401.	401.
MERCK & CO INC NEW COM	312.	312.
MERCK & CO INC NEW CONV PFD 6%	952.	952.
MEREDITH CORP	137.	137.
METLIFE INC	125.	125.
MICROSOFT CORPORATION	364.	364.
MORGAN STANLEY DEAN WITTER DISCOVER & CO	55.	55.
MURPHY OIL CORP COM	80.	80.
NATIONAL FUEL GAS CO	115.	115.
NEXTERA ENERGY INC COM	50.	50.
NORDSTROM INCORPORATED	56.	56.
NORTHERN TRUST CORPORATION	92.	92.
NUCOR CORP	161.	161.
OCCIDENTAL PETROLEUM CORPORATION	157.	157.
PNC BK CORP	57.	57.
PFIZER INC	409.	409.
PHILIP MORRIS INTL INC COM	750.	750.
PRICE T ROWE GROUP INC COM	108.	108.
PROCTER & GAMBLE CO COM	336.	336.
PUBLIC SERVICE ENTERPRISE GROUP INC	335.	335.
RPM INCORPORATED OHIO	636.	636.
RAYONIER INC REIT	194.	158.
RAYTHEON CO COM NEW	180.	180.
ROYAL DUTCH SHELL PLC SPONSORED	1,035.	1,035.
SCHERING PLOUGH CORP CONV PFD 6.000%	660.	660.
SHERWIN WILLIAMS COMPANY	110.	110.
SMITH INTL INC	49.	49.
SMUCKER J M CO COM NEW	187.	187.
SONOCO PRODUCTS CO	199.	199.

FORM 990PF, PART I - DIVIDENDS AND INTEREST FROM SECURITIES

DESCRIPTION	REVENUE AND EXPENSES PER BOOKS	NET INVESTMENT INCOME
TJX COMPANIES INCORPORATED NEW	58.	58.
TEXAS INSTRS INC	63.	63.
TIME WARNER INC NEW COM	319.	319.
US BANCORP DEL COM NEW	123.	123.
UNITED TECHNOLOGIES CORP	190.	190.
VERIZON COMMUNICATIONS	1,341.	1,341.
WAL-MART STORES INCORPORATED	271.	271.
WASTE MANAGEMENT INC	291.	291.
WELLS FARGO COMPANY	51.	51.
WYETH COM	72.	72.
BANK OF AMERICA MONEY MARKET SAVINGS ACC	142.	142.
LONG TERM TAXABLE BOND FUND FOR TRUSTS	22,520.	22,520.
RENAISSANCE HOLDINGS LTD 00	103.	103.
TOTAL	60,558.	60,429.

UA TST CHILD LIB R BACON MEM NMA

13-6203318

FORM 990PF, PART I - ACCOUNTING FEES

=====

DESCRIPTION	REVENUE AND EXPENSES PER BOOKS	NET INVESTMENT INCOME	ADJUSTED NET INCOME	CHARITABLE PURPOSES
AUDIT & ACCOUNTING FEES (ALLOC	330.	330.		
TOTALS	330.	330.	NONE	NONE

FORM 990PF, PART I - TAXES
=====

DESCRIPTION -----	REVENUE AND EXPENSES PER BOOKS -----	NET INVESTMENT INCOME -----
FOREIGN TAXES	182.	182.
FEDERAL ESTIMATES - PRINCIPAL	412.	
TOTALS	594.	182.
	=====	=====

FORM 990PF, PART I - OTHER EXPENSES
=====

REVENUE
AND
EXPENSES
PER BOOKS

CHARITABLE
PURPOSES

DESCRIPTION

OTHER ALLOCABLE EXPENSE-PRINCI

250.

250.

TOTALS

250.

250.



FORM 990PF, PART III - OTHER INCREASES IN NET WORTH OR FUND BALANCES

=====

DESCRIPTION -----	AMOUNT -----
CTF ADJUSTMENT	15,934.
COST ADJUSTMENT	25.
SALES ADJUSTMENT	91.

TOTAL	16,050.
	=====



FORM 990PF, PART III - OTHER DECREASES IN NET WORTH OR FUND BALANCES

=====

DESCRIPTION

AMOUNT

ROUNDING

' 3.

TOTAL

3.

=====

~~CONFIDENTIAL~~

·UA TST CHILD LIB R BACON MEM NMA

13-6203318

STATE(S) WHERE THE FOUNDATION IS REGISTERED

=====

NY



UA TST CHILD LIB R BACON MEM NMA

13-6203318

FORM 990PF, PART VIII - LIST OF OFFICERS, DIRECTORS, AND TRUSTEES

=====

OFFICER NAME:

BANK OF AMERICA

ADDRESS:

114 W 47TH ST

NEW YORK, NY 10036

TITLE:

TRUSTEE

AVERAGE HOURS PER WEEK DEVOTED TO POSITION: 40

COMPENSATION 22,393.

TOTAL COMPENSATION: 22,393.

=====



UA TST CHILD LIB R BACON MEM NMA 13-6203318
FORM 990PF, PART XV, LINE 3 - CONTRIBUTIONS, GIFTS, GRANTS PAID
=====

RECIPIENT NAME:
WESTBURY MEMORIAL PUBLIC LIBRARY

ADDRESS:
ATTN MRS. CATHLEEN A. TOWEY DIR
WESTBURY, NY 11590-2300

RELATIONSHIP:
NONE

PURPOSE OF GRANT:
TO SUPPORT NAMED ORGANIZATION

FOUNDATION STATUS OF RECIPIENT:
N/A

AMOUNT OF GRANT PAID 42,132.

TOTAL GRANTS PAID: 42,132.
=====

**SCHEDULE D
(Form 1041)**

Capital Gains and Losses

OMB No 1545-0092

2009

Department of the Treasury
Internal Revenue Service

▶ **Attach to Form 1041, Form 5227, or Form 990-T. See the instructions for Schedule D (Form 1041) (also for Form 5227 or Form 990-T, if applicable).**

Name of estate or trust

UA TST CHILD LIB R BACON MEM NMA

Employer identification number

13-6203318

Note: Form 5227 filers need to complete *only* Parts I and II.

Part I Short-Term Capital Gains and Losses - Assets Held One Year or Less

(a) Description of property (Example 100 shares 7% preferred of "Z" Co)	(b) Date acquired (mo, day, yr)	(c) Date sold (mo, day, yr)	(d) Sales price	(e) Cost or other basis (see page 4 of the instructions)	(f) Gain or (loss) for the entire year Subtract (e) from (d)
1a					

b Enter the short-term gain or (loss), if any, from Schedule D-1, line 1b	1b	8,025.
2 Short-term capital gain or (loss) from Forms 4684, 6252, 6781, and 8824	2	
3 Net short-term gain or (loss) from partnerships, S corporations, and other estates or trusts	3	1,385.
4 Short-term capital loss carryover. Enter the amount, if any, from line 9 of the 2008 Capital Loss Carryover Worksheet	4	()
5 Net short-term gain or (loss). Combine lines 1a through 4 in column (f). Enter here and on line 13, column (3) on the back ▶	5	9,410.

Part II Long-Term Capital Gains and Losses - Assets Held More Than One Year

(a) Description of property (Example 100 shares 7% preferred of "Z" Co)	(b) Date acquired (mo, day, yr)	(c) Date sold (mo, day, yr)	(d) Sales price	(e) Cost or other basis (see page 4 of the instructions)	(f) Gain or (loss) for the entire year Subtract (e) from (d)
6a LONG-TERM CAPITAL GAIN DIVIDENDS		STMT 1			267.

b Enter the long-term gain or (loss), if any, from Schedule D-1, line 6b	6b	-2,352.
7 Long-term capital gain or (loss) from Forms 2439, 4684, 6252, 6781, and 8824	7	
8 Net long-term gain or (loss) from partnerships, S corporations, and other estates or trusts	8	-1,434.
9 Capital gain distributions	9	
10 Gain from Form 4797, Part I	10	
11 Long-term capital loss carryover. Enter the amount, if any, from line 14 of the 2008 Capital Loss Carryover Worksheet	11	()
12 Net long-term gain or (loss). Combine lines 6a through 11 in column (f). Enter here and on line 14a, column (3) on the back ▶	12	-3,519.

For Paperwork Reduction Act Notice, see the Instructions for Form 1041.

Schedule D (Form 1041) 2009



Part III Summary of Parts I and II		(1) Beneficiaries' (see page 5)	(2) Estate's or trust's	(3) Total
Caution: Read the instructions before completing this part.				
13	Net short-term gain or (loss)	13		9,410.
14	Net long-term gain or (loss):			
a	Total for year	14a		-3,519.
b	Unrecaptured section 1250 gain (see line 18 of the wrksh.)	14b		
c	28% rate gain	14c		
15	Total net gain or (loss). Combine lines 13 and 14a	15	/	5,891.

Note: If line 15, column (3), is a net gain, enter the gain on Form 1041, line 4 (or Form 990-T, Part I, line 4a). If lines 14a and 15, column (2), are net gains, go to Part V, and do not complete Part IV. If line 15, column (3), is a net loss, complete Part IV and the Capital Loss Carryover Worksheet, as necessary.

Part IV Capital Loss Limitation		16
16	Enter here and enter as a (loss) on Form 1041, line 4 (or Form 990-T, Part I, line 4c, if a trust), the smaller of:	()
a	The loss on line 15, column (3) or b \$3,000	

Note: If the loss on line 15, column (3), is more than \$3,000, or if Form 1041, page 1, line 22 (or Form 990-T, line 34), is a loss, complete the Capital Loss Carryover Worksheet on page 7 of the instructions to figure your capital loss carryover

Part V Tax Computation Using Maximum Capital Gains Rates

Form 1041 filers. Complete this part only if both lines 14a and 15 in column (2) are gains, or an amount is entered in Part I or Part II and there is an entry on Form 1041, line 2b(2), and Form 1041, line 22, is more than zero.

Caution: Skip this part and complete the worksheet on page 8 of the instructions if:

- Either line 14b, col. (2) or line 14c, col. (2) is more than zero, or
- Both Form 1041, line 2b(1), and Form 4952, line 4g are more than zero.

Form 990-T trusts. Complete this part only if both lines 14a and 15 are gains, or qualified dividends are included in income in Part I of Form 990-T, and Form 990-T, line 34, is more than zero. Skip this part and complete the worksheet on page 8 of the instructions if either line 14b, col. (2) or line 14c, col. (2) is more than zero.

17	Enter taxable income from Form 1041, line 22 (or Form 990-T, line 34)	17		
18	Enter the smaller of line 14a or 15 in column (2) but not less than zero	18		
19	Enter the estate's or trust's qualified dividends from Form 1041, line 2b(2) (or enter the qualified dividends included in income in Part I of Form 990-T)	19		
20	Add lines 18 and 19	20		
21	If the estate or trust is filing Form 4952, enter the amount from line 4g; otherwise, enter -0-	21		
22	Subtract line 21 from line 20. If zero or less, enter -0-	22		
23	Subtract line 22 from line 17. If zero or less, enter -0-	23		
24	Enter the smaller of the amount on line 17 or \$2,300	24		
25	Is the amount on line 23 equal to or more than the amount on line 24? <input type="checkbox"/> Yes. Skip lines 25 and 26; go to line 27 and check the "No" box. <input type="checkbox"/> No. Enter the amount from line 23	25		
26	Subtract line 25 from line 24	26		
27	Are the amounts on lines 22 and 26 the same? <input type="checkbox"/> Yes. Skip lines 27 thru 30, go to line 31 <input type="checkbox"/> No. Enter the smaller of line 17 or line 22	27		
28	Enter the amount from line 26 (If line 26 is blank, enter -0-)	28		
29	Subtract line 28 from line 27	29		
30	Multiply line 29 by 15% (.15)			30
31	Figure the tax on the amount on line 23. Use the 2009 Tax Rate Schedule for Estates and Trusts (see the Schedule G instructions in the instructions for Form 1041)			31
32	Add lines 30 and 31			32
33	Figure the tax on the amount on line 17. Use the 2009 Tax Rate Schedule for Estates and Trusts (see the Schedule G instructions in the instructions for Form 1041)			33
34	Tax on all taxable income. Enter the smaller of line 32 or line 33 here and on Form 1041, Schedule G, line 1a (or Form 990-T, line 36)			34


SCHEDULE D-1
(Form 1041)
Continuation Sheet for Schedule D
(Form 1041)

OMB No 1545-0092

2009
Department of the Treasury
Internal Revenue Service

▶ See instructions for Schedule D (Form 1041).

▶ Attach to Schedule D to list additional transactions for lines 1a and 6a.

Name of estate or trust

UA TST CHILD LIB R BACON MEM NMA

Employer identification number

13-6203318

Part 1 Short-Term Capital Gains and Losses - Assets Held One Year or Less

(a) Description of property (Example 100 sh 7% preferred of "Z" Co)	(b) Date acquired (mo., day, yr.)	(c) Date sold (mo., day, yr.)	(d) Sales price (see page 4 of the instructions)	(e) Cost or other basis (see page 4 of the instructions)	(f) Gain or (loss) Subtract (e) from (d)
1a 240. WYETH COM	01/26/2009	08/11/2009	11,219.00	10,386.00	833.00
43. SMUCKER J M CO COM NEW	06/22/2009	08/21/2009	2,321.00	2,045.00	276.00
22. SMUCKER J M CO COM NEW	11/04/2008	08/21/2009	1,187.00	1,000.00	187.00
56. TJX COMPANIES INCORPORATED NEW	06/22/2009	10/02/2009	2,034.00	1,740.00	294.00
59. TJX COMPANIES INCORPORATED NEW	12/04/2008	10/02/2009	2,143.00	1,176.00	967.00
39. BANK NEW YORK MELLON CORP COM	05/08/2009	11/24/2009	1,028.00	1,194.00	-166.00
6. BANK NEW YORK MELLON CORP COM	06/22/2009	11/24/2009	158.00	169.00	-11.00
10. CENOVUS ENERGY INC COM	10/08/2009	01/12/2010	254.00	278.00	-24.00
18. CENOVUS ENERGY INC COM	05/08/2009	01/12/2010	457.00	472.00	-15.00
25. CENOVUS ENERGY INC COM	06/22/2009	01/12/2010	635.00	574.00	61.00
29. CENOVUS ENERGY INC COM	03/06/2009	01/12/2010	737.00	529.00	208.00
31. CENOVUS ENERGY INC COM	03/05/2009	01/12/2010	788.00	555.00	233.00
2. ALLIANT CORP	01/12/2010	01/19/2010	66.00	64.00	2.00
3. AMERICAN EXPRESS CO	06/17/2009	01/19/2010	129.00	72.00	57.00
3. AUTOMATIC DATA PROCESSING INC	05/08/2009	01/19/2010	128.00	109.00	19.00
2. BHP BILLITON LIMITED ADR	02/12/2009	01/19/2010	162.00	81.00	81.00
4. EATON VANCE CORP COM NON VGT	06/22/2009	01/19/2010	131.00	103.00	28.00
2. GAP INCORPORATED	06/15/2009	01/19/2010	39.00	32.00	7.00
2. J P MORGAN CHASE & CO COM	08/07/2009	01/19/2010	87.00	86.00	1.00
2. LINEAR TECHNOLOGY CORP	08/11/2009	01/19/2010	58.00	53.00	5.00
3. MORGAN STANLEY DEAN WITTER DISCOVER & CO	06/22/2009	01/19/2010	93.00	80.00	13.00
6. MORGAN STANLEY DEAN WITTER DISCOVER & CO	04/06/2009	01/19/2010	186.00	139.00	47.00
5. MURPHY OIL CORP COM	05/08/2009	01/19/2010	282.00	277.00	5.00
3. NORDSTROM INCORPORATED	10/02/2009	01/19/2010	109.00	87.00	22.00

1b Total. Combine the amounts in column (f). Enter here and on Schedule D, line 1b

For Paperwork Reduction Act Notice, see the Instructions for Form 1041.

Schedule D-1 (Form 1041) 2009

Name of estate or trust as shown on Form 1041 Do not enter name and employer identification number if shown on the other side

Employer identification number

UA TST CHILD LIB R BACON MEM NMA

13-6203318

Part II Long-Term Capital Gains and Losses - Assets Held More Than One Year

(a) Description of property (Example 100 sh 7% preferred of "Z" Co)	(b) Date acquired (mo, day, yr)	(c) Date sold (mo, day, yr)	(d) Sales price (see page 4 of the instructions)	(e) Cost or other basis (see page 4 of the instructions)	(f) Gain or (loss) Subtract (e) from (d)
6a 260. NOKIA CORPORATION SPONSORED ADR	05/18/2005	08/11/2009	3,377.00	4,512.00	-1,135.00
110. VERIZON COMMUNICATIONS	05/18/2005	10/08/2009	3,204.00	3,642.00	-438.00
75. WASTE MANAGEMENT INC	08/09/2007	10/08/2009	2,150.00	2,727.00	-577.00
60. DIAGEO SPONSORED ADR (UK-USD) SEDOL #2133896	01/10/2008	10/21/2009	3,910.00	4,973.00	-1,063.00
335. NOKIA CORPORATION SPONSORED ADR	05/18/2005	10/27/2009	4,365.00	5,814.00	-1,449.00
32. MERCK & CO INC NEW CONV PFD 6%	01/11/2008	11/20/2009	8,205.00	7,916.00	289.00
5. MERCK & CO INC NEW CONV PFD 6%	07/21/2008	11/20/2009	1,282.00	925.00	357.00
10. MERCK & CO INC NEW CONV PFD 6%	07/22/2008	11/20/2009	2,564.00	1,828.00	736.00
20. MERCK & CO INC NEW CONV PFD 6%	10/10/2008	11/20/2009	5,128.00	3,406.00	1,722.00
21. MERCK & CO INC NEW CONV PFD 6%	10/29/2008	11/20/2009	5,385.00	3,576.00	1,809.00
31. BANK NEW YORK MELLON CORP COM	06/09/2005	11/24/2009	817.00	872.00	-55.00
37. BANK NEW YORK MELLON CORP COM	06/10/2005	11/24/2009	975.00	1,037.00	-62.00
127. BANK NEW YORK MELLON CORP COM	06/10/2005	11/25/2009	3,377.00	3,561.00	-184.00
45. BANK NEW YORK MELLON CORP COM	06/10/2005	11/27/2009	1,186.00	1,262.00	-76.00
2.97 AOL INC COM	12/13/2005	12/22/2009	69.00	89.00	-20.00
33.03 AOL INC COM	05/18/2005	12/22/2009	771.00	962.00	-191.00
.909 AOL INC COM	12/13/2005	12/23/2009	21.00	27.00	-6.00
.257 MERCK & CO INC NEW COM	07/21/2008	12/24/2009	10.00	9.00	1.00
110. DOMINION RESOURCES INC	01/10/2008	01/12/2010	4,293.00	5,291.00	-998.00
5. FPL GROUP INC COM	06/17/2008	01/12/2010	256.00	340.00	-84.00
2. FPL GROUP INC COM	06/17/2008	01/12/2010	103.00	136.00	-33.00
10. FPL GROUP INC COM	06/17/2008	01/12/2010	516.00	679.00	-163.00
3. FPL GROUP INC COM	06/17/2008	01/12/2010	155.00	204.00	-49.00
13. FPL GROUP INC COM	06/17/2008	01/13/2010	663.00	883.00	-220.00
3. FPL GROUP INC COM	06/17/2008	01/13/2010	155.00	204.00	-49.00

6b Total. Combine the amounts in column (f). Enter here and on Schedule D, line 6b

Schedule D-1 (Form 1041) 2009



Name of estate or trust as shown on Form 1041 Do not enter name and employer identification number if shown on the other side

Employer identification number

UA TST CHILD LIB R BACON MEM NMA

13-6203318

Part II Long-Term Capital Gains and Losses - Assets Held More Than One Year

(a) Description of property (Example 100 sh 7% preferred of "Z" Co)	(b) Date acquired (mo., day, yr)	(c) Date sold (mo., day, yr)	(d) Sales price (see page 4 of the instructions)	(e) Cost or other basis (see page 4 of the instructions)	(f) Gain or (loss) Subtract (e) from (d)
6a 21. FPL GROUP INC COM	06/17/2008	01/14/2010	1,050.00	1,427.00	-377.00
13. FPL GROUP INC COM	06/17/2008	01/14/2010	651.00	883.00	-232.00
2. AT&T INC	10/24/2008	01/19/2010	52.00	49.00	3.00
4. ABBOTT LABORATORIES	01/10/2008	01/19/2010	225.00	243.00	-18.00
24. BRISTOL MYERS SQUIBB CO COM	01/10/2008	01/19/2010	620.00	648.00	-28.00
7. CHEVRONTEXACO CORP COM	05/18/2005	01/19/2010	555.00	365.00	190.00
4. DIAGEO SPONSORED ADR (UK-USD) SEDOL #2133896	01/10/2008	01/19/2010	284.00	332.00	-48.00
12. DOVER CORPORATION	10/28/2005	01/19/2010	547.00	462.00	85.00
10. EATON VANCE CORP COM NON VTG	12/08/2008	01/19/2010	329.00	216.00	113.00
4. EXXON MOBIL CORPORATION	08/02/2008	01/19/2010	276.00	329.00	-53.00
34. GENERAL ELEC CO	05/18/2005	01/19/2010	564.00	1,243.00	-679.00
6. HEINZ H J CO	01/10/2008	01/19/2010	259.00	279.00	-20.00
3. HOME DEPOT INC	05/11/2006	01/19/2010	87.00	124.00	-37.00
8. HONEYWELL INTERNATIONAL INC	05/18/2005	01/19/2010	344.00	291.00	53.00
20. INTEL CORPORATION	01/10/2008	01/19/2010	421.00	453.00	-32.00
4. INTERNATIONAL BUSINESS MACHS	01/10/2008	01/19/2010	532.00	393.00	139.00
4. INTERNATIONAL FLAVORS & FRAGRANCES COM	09/09/2008	01/19/2010	170.00	167.00	3.00
3. JOHNSON & JOHNSON	10/15/2007	01/19/2010	196.00	197.00	-1.00
5. MCDONALDS CORP	11/04/2008	01/19/2010	318.00	289.00	29.00
10. MERCK & CO INC NEW COM	07/21/2008	01/19/2010	405.00	360.00	45.00
12. METLIFE INC	10/31/2008	01/19/2010	466.00	365.00	101.00
20. MICROSOFT CORPORATION	05/18/2005	01/19/2010	623.00	511.00	112.00
5. NATIONAL FUEL GAS CO	10/29/2008	01/19/2010	258.00	173.00	85.00
4. OCCIDENTAL PETROLEUM CORPORATION	12/03/2008	01/19/2010	315.00	190.00	125.00
6. PNC BK CORP	10/13/2008	01/19/2010	346.00	393.00	-47.00
6b Total. Combine the amounts in column (f). Enter here and on Schedule D, line 6b					



FEDERAL CAPITAL GAIN DIVIDENDS

=====

LONG-TERM CAPITAL GAIN DIVIDENDS

15% RATE CAPITAL GAIN DIVIDENDS

AMERICAN ITALIAN PASTAT CO CL A
RAYONIER INC REIT

142.00
125.00

TOTAL 15% RATE CAPITAL GAIN DIVIDENDS

267.00

TOTAL LONG-TERM CAPITAL GAIN DIVIDENDS

267.00

=====



GAINS AND LOSSES FROM PASS-THRU ENTITIES

=====

NET SHORT-TERM GAIN (LOSS) FROM PARTNERSHIPS, S CORPORATIONS
AND OTHER FIDUCIARIES

COMMON TRUST FUNDS 1,385.00

TOTAL NET SHORT-TERM GAIN OR LOSS (ROUNDED)

1,385.00

=====

NET LONG-TERM GAIN (LOSS) FROM PARTNERSHIPS, S CORPORATIONS
AND OTHER FIDUCIARIES

COMMON TRUST FUNDS -1,434.00

TOTAL NET LONG-TERM GAIN OR LOSS (ROUNDED)

-1,434.00

=====

Settlement Date



Bank of America Private Wealth Management

Account Summary

Apr. 01, 2010 through June 30, 2010

Account: 41-01-100-5876924 UA TST CHILD LIB R BACON MEM C/A

Market Value \$1,588,029.57

Account Activity		YTD Since	
Description	Current Period	01/01/10	
Beginning Market Value	\$1,630,950.31	\$1,594,850.80	
Income	15,034.02	29,322.01	
Deposits	4,463.67	8,476.55	
Disbursements	-15,166.66	-30,323.53	
Bank Fees	-5,681.61	-11,239.51	
Change in Market Value	-41,570.16	-3,056.75	
Ending Market Value	\$1,588,029.57	\$1,588,029.57	
Change in Account Value	-42,920.74	-6,821.23	

Realized Gain/Loss Summary		Fiscal	
Description	Current Period	YTD	
Short-term	\$2,790.87	\$9,553.02	
Long-term	4,687.84	11,273.86	
Net Total	\$7,478.71	\$20,826.88	

Income Summary		YTD Since	
Description	Current Period	01/01/10	
Dividends - Taxable	\$5,271.81	\$10,298.66	
Interest - Taxable	20.78	55.41	
Collective Fund - Taxable	9,741.43	18,967.94	
Total Income	\$15,034.02	\$29,322.01	

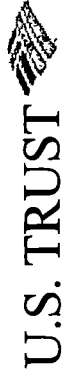
Portfolio Allocation

Description	Market Value	Tax Cost	Estimated Annual Income	Current Yield
Cash/Currency	\$109,212.28	\$109,201.03	\$141.96	0.1%
Equities	609,381.64	624,873.65	20,509.34	3.4
Fixed Income	862,480.49	818,479.47	38,449.50	4.5
Real Estate	6,955.16	5,370.92	316.00	4.5
Total Assets	\$1,588,029.57	\$1,557,925.07	\$59,416.80	3.7%
Total	\$1,588,029.57	\$1,557,925.07		

Real Estate 0.4% Cash/Currency 6.9%



Settlement Date



Bank of America Private Wealth Management

Account Summary

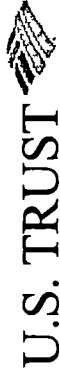
Apr. 01, 2010 through June 30, 2010

Account: 41-01-100-5876924 UA TST CHILD LIB R BACON MEM C/A

Cash Summary

	Current Period		YTD Since 01/01/10	
	Income Cash	Principal Cash	Income Cash	Principal Cash
Beginning Value	\$0.00	\$0.00	\$0.00	\$0.00
Income	14,994.52	39.50	29,243.01	79.00
Deposits	4,321.37	142.30	8,334.25	142.30
Disbursements	-15,166.66	0.00	-30,323.53	0.00
Bank Fees	-5,681.61	0.00	-11,239.51	0.00
Income/Principal Transfers	1,523.37	-1,523.37	2,888.03	-2,888.03
Purchases	0.00	-10,893.75	0.00	-37,763.59
Sales and Maturities	0.00	11,240.00	0.00	41,913.68
Net Automated Money Market Transactions	9.01	995.32	1,097.75	-1,483.36
Ending Value	\$0.00	\$0.00	\$0.00	\$0.00

Settlement Date



Bank of America Private Wealth Management

Portfolio Analysis

Apr. 01, 2010 through June 30, 2010

Account: 41-01-100-5876924 UA TST CHILD LIB R BACON MEM C/A

Portfolio Summary by Asset Class

Description	Market Value	% of Account	% of Sector	Tax Cost	Estimated Annual Income	Current Yield
Cash/Currency						
Cash Equivalents	\$109,212.28	6.9%	100.0%	\$109,201.03	\$141.96	0.1%
Total Cash/Currency	\$109,212.28	6.9%	100.0%	\$109,201.03	\$141.96	0.1%
Equities						
U.S. Large Cap	\$480,298.49	30.2%	78.8%	\$505,439.33	\$16,195.72	3.4%
U.S. Mid Cap	84,452.48	5.3%	13.9%	74,309.74	2,682.12	3.2%
U.S. Small Cap	4,669.50	0.3%	0.8%	2,494.16	138.00	3.0%
International Developed	39,961.17	2.5%	6.6%	42,630.42	1,493.50	3.7%
Total Equities	\$609,381.64	38.4%	100.0%	\$624,873.65	\$20,509.34	3.4%
Fixed Income						
Investment Grade Taxable	\$862,480.49	54.3%	100.0%	\$818,479.47	\$38,449.50	4.5%
Total Fixed Income	\$862,480.49	54.3%	100.0%	\$818,479.47	\$38,449.50	4.5%
Real Estate						
Public REITs	\$6,955.16	0.4%	100.0%	\$5,370.92	\$316.00	4.5%
Total Real Estate	\$6,955.16	0.4%	100.0%	\$5,370.92	\$316.00	4.5%
Total Assets	\$1,588,029.57	100.0%		\$1,557,925.07	\$59,416.80	3.7%
Total	\$1,588,029.57			\$1,557,925.07	\$59,416.80	

Settlement Date

U.S. TRUST



Bank of America Private Wealth Management

Portfolio Analysis

Apr. 01, 2010 through June 30, 2010

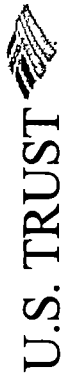
Account: 41-01-100-5876924 UA TST CHILD LIB R BACON MEM C/A

Equities - Summary by Business Sector

Sector	Market Value	% of Equities	% of S&P 500
Consumer Discretionary	\$63,521.34	10.4%	10.1%
Consumer Staples	80,209.72	13.2	11.5
Energy	80,096.48	13.1	10.7
Financials	94,413.04	15.5	16.3
Health Care	60,554.16	9.9	12.1
Industrials	64,523.08	10.6	10.4
Information Technology	68,086.02	11.2	18.7
Materials	35,862.58	5.9	3.4
Telecommunication Services	37,142.28	6.1	3.0
Utilities	24,972.94	4.1	3.8

Total Equities **\$609,381.64** **100.0%** **100.0%**

Settlement Date



Bank of America Private Wealth Management

Portfolio Detail

Account: 41-01-100-5876924 UA TST CHILD LIB R BACON MEM C/A

Apr. 01, 2010 through June 30, 2010

Units	Description	CUSIP	Market Value(1)/ Market Price	Accrued Income	Average Unit Cost	Tax Cost/ Unit Cost	Unrealized Gain/Loss	Estimated Annual Income	Cur Yld/ YTM
Cash/Currency									
Cash Equivalents									
3,204.220	BANK OF AMERICA MONEY MARKET SAVINGS ACCOUNT (Income Investment)	994458719	\$3,204.22	\$0.30	\$3,204.22	1.000	\$0.00	\$4.16	0.1%
105,996.810	BANK OF AMERICA MONEY MARKET SAVINGS ACCOUNT	994458719	105,996.81	10.95	105,996.81	1.000	0.00	137.80	0.1
	Total Cash Equivalents		\$109,201.03	\$11.25	\$109,201.03		\$0.00	\$141.96	0.1%
	Total Cash/Currency		\$109,201.03	\$11.25	\$109,201.03		\$0.00	\$141.96	0.1%

Equities

Consumer Discretionary									
373.000	FOOT LOCKER INC Ticker: FL	344849104	\$4,707.26 12.620	\$0.00	\$4,521.80 12.123		\$185.46	\$223.80	4.8%
183.000	GAP INC DEL Ticker: GPS	364760108	3,561.18 19.460	0.00	2,934.04 16.033		627.14	73.20	2.1
527.000	HOME DEPOT INC Ticker: HD	437076102	14,792.89 28.070	0.00	21,698.33 41.173		-6,905.44	498.02	3.4
184.000	MCDONALDS CORP Ticker: MCD	580135101	12,120.08 65.870	0.00	10,608.10 57.653		1,511.98	404.80	3.3
150.000	MEREDITH CORP Ticker: MDP	589433101	4,669.50 31.130	0.00	2,494.16 16.628		2,175.34	138.00	3.0
107.000	NORDSTROM INC Ticker: JWN	655664100	3,444.33 32.190	0.00	3,104.29 29.012		340.04	85.60	2.5
77.000	SHERWIN WILLIAMS CO Ticker: SHW	824348106	5,327.63 69.190	0.00	4,236.14 55.015		1,091.49	110.88	2.1
392.000	TIME WARNER INC NEW COM Ticker: TWX	887317303	11,332.72 28.910	0.00	14,220.54 36.277		-2,887.82	333.20	2.9
85.000	TJX COS INC NEW Ticker: TJX	872540109	3,565.75 41.950	0.00	1,694.68 19.937		1,871.07	51.00	1.4

(1) Market Value in the Portfolio Detail section does not include Accrued Income.

Settlement Date

U.S. TRUST



Bank of America Private Wealth Management

Portfolio Detail

Account: 41-01-100-5876924 UA TST CHILD LIB R BACON MEM C/A

Apr. 01, 2010 through June 30, 2010

Units	Description	CUSIP	Market Value(1)/ Market Price	Accrued Income	Average Unit Cost	Tax Cost/ Average Unit Cost	Unrealized Gain/Loss	Estimated Annual Income	Cur Yld/ YTM
-------	-------------	-------	----------------------------------	-------------------	----------------------	--------------------------------	-------------------------	----------------------------	-----------------

Consumer Discretionary (cont)

Total Consumer Discretionary **-\$63,521.34** **\$0.00** **\$65,512.08** **-\$1,990.74** **\$1,918.50** **3.0%**

Consumer Staples

329,000	ALTRIA GROUP INC Ticker: MO	02209S103	\$6,593.16 20.040	\$115.15	\$5,396.29 16.402	\$1,196.87	\$460.60	7.0%
149,000	DIAGEO PLC SPONSORED ADR NEW UNITED KINGDOM Ticker: DEO	252430205	9,348.26 62.740	0.00	10,537.73 70.723	-1,189.47	347.32	3.7
229,000	HEINZ H J CO Ticker: HNZ	423074103	9,897.38 43.220	103.05	10,218.95 44.624	-321.57	412.20	4.2
159,000	KIMBERLY CLARK CORP Ticker: KMB	494368103	9,640.17 60.630	104.94	10,664.77 67.074	-1,024.60	419.76	4.4
323,000	PHILIP MORRIS INTL INC Ticker: PM	718172109	14,806.32 45.840	187.34	15,622.66 48.367	-816.34	749.36	5.1
186,000	PROCTER & GAMBLE CO Ticker: PG	742718109	11,156.28 59.980	0.00	12,093.72 65.020	-937.44	358.42	3.2
114,000	SMUCKER J M CO NEW COM Ticker: SJM	832696405	6,865.08 60.220	0.00	5,200.69 45.620	1,664.39	182.40	2.7
237,000	WAL-MART STORES INC Ticker: WMT	931142103	11,392.59 48.070	0.00	13,897.21 58.638	-2,504.62	286.77	2.5

Total Consumer Staples

\$79,699.24 **\$510.48** **\$83,632.02** **-\$3,932.78** **\$3,216.83** **4.0%**

Energy

283,000	CHEVRON CORP Ticker: CVX	166764100	\$19,204.38 67.860	\$0.00	\$14,737.23 52.075	\$4,467.15	\$815.04	4.2%
231,000	ENCANA CORP CANADA Ticker: ECA	292505104	7,008.54 30.340	0.00	6,336.50 27.431	672.04	184.80	2.6
268,000	EXXON MOBIL CORP Ticker: XOM	302316102	15,294.76 57.070	0.00	19,694.21 73.486	-4,399.45	471.68	3.1

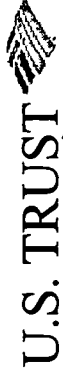
Portfolio Detail

Account: 41-01-100-5876924 UA TST CHILD LIB R BACON MEM C/A

Apr. 01, 2010 through June 30, 2010

Units	Description	CUSIP	Market Value(1)/ Market Price	Accrued Income	Average Unit Cost	Tax Cost/ Average Unit Cost	Unrealized Gain/Loss	Estimated Annual Income	Cur Yld/ YTM
Equities (cont)									
Energy (cont)									
77,000	MURPHY OIL CORP Ticker: MUR	626717102	3,815.35 49,550.	0.00	3,295.66 42,801	519.69	77.00	2.0	
116,000	OCCIDENTAL PETE CORP DEL Ticker: OXY	674599105	8,949.40 77.150	44.08	5,517.01 47,560	3,432.39	176.32	2.0	
300,000	ROYAL DUTCH SHELL PLC SPONSORED ADR CLA DUTCH LISTING Ticker: RDSA	780259206	15,066.00 50.220	0.00	14,608.94 48,696	457.06	856.80	5.7	
161,000	SMITH INTL INC Ticker: SII	832110100	6,061.65 37.650	19.32	4,537.94 28,186	1,523.71	77.28	1.3	
100,000	TRANSOCEAN LTD SWITZERLAND Ticker: RIG	H8817H100	4,633.00 46.330	0.00	8,589.42 85.894	-3,956.42	0.00	0.0	
	Total Energy		\$80,033.08	\$63.40	\$77,316.91	\$2,716.17	\$2,658.92	3.3%	
Financials									
217,000	AMERICAN EXPRESS CO Ticker: AXP	025816109	\$8,614.90 39,700	\$39.06	\$5,148.82 23,727	\$3,466.08	\$156.24	1.8%	
199,000	EATON VANCE CORP COM NON VTEG Ticker: EV	278265103	5,494.39 27.610	0.00	4,022.93 20,216	1,471.46	127.36	2.3	
229,000	GALLAGHER ARTHUR J & CO Ticker: AJG	363576109	5,583.02 24,380	73.28	6,132.36 26,779	-549.34	293.12	5.3	
429,000	J.P. MORGAN CHASE & CO Ticker: JPM	46625H100	15,705.69 36.610	0.00	15,192.70 35,414	512.99	85.80	0.5	
157,000	METLIFE INC Ticker: MET	59156R108	5,928.32 37.760	0.00	4,402.84 28,044	1,525.48	116.18	2.0	
271,000	MORGAN STANLEY Ticker: MS	617446448	6,289.91 23.210	0.00	6,042.94 22,299	246.97	54.20	0.9	
163,000	NORTHERN TR CORP Ticker: NTRS	685859104	7,612.10 46.700	45.64	7,824.82 48,005	-212.72	182.56	2.4	
138,000	PNC FINL SVCS GROUP INC Ticker: PNC	693475105	7,797.00 56.500	0.00	8,189.22 59,342	-392.22	55.20	0.7	

Settlement Date



Bank of America Private Wealth Management

Portfolio Detail

Account: 41-01-100-5876924 UA TST CHILD LIB R BACON MEM C/A

Apr. 01, 2010 through June 30, 2010

Units	Description	CUSIP	Market Value(t)/ Market Price	Accrued Income	Average Unit Cost	Tax Cost/ Average Unit Cost	Unrealized Gain/Loss	Estimated Annual Income	Cur Yld/ YTM
-------	-------------	-------	----------------------------------	-------------------	----------------------	--------------------------------	-------------------------	----------------------------	-----------------

Equities (cont)

Financials (cont)									
102.000	PRICE T ROWE GROUP INC Ticker: TROW	74144T108	4,527.78 44.390	0.00	3,152.45 30.906	1,375.33	110.16	2.4	
105.000	RENAISSANCERE HOLDINGS LTD BERMUDA Ticker: RNR	67496G103	5,908.35 56.270	0.00	4,645.72 44.245	1,262.63	105.00	1.8	
606.000	US BANCORP DEL COM NEW Ticker: USB	902973304	13,544.10 22.350	30.30	17,692.17 29.195	-4,148.07	121.20	0.9	
282.000	WELLS FARGO & CO NEW COM Ticker: WFC	949746101	7,219.20 25.600	0.00	8,970.31 31.810	-1,751.11	56.40	0.8	
Total Financials			\$94,224.76	\$188.28	\$91,417.28	\$2,807.48	\$1,463.42	1.6%	

Health Care

156.000	ABBOTT LABS Ticker: ABT	002824100	\$7,297.68 46.780	\$0.00	\$8,746.10 56.065	-\$1,448.42	\$274.56	3.8%	
666.000	BRISTOL MYERS SQUIBB CO Ticker: BMY	110122108	16,610.04 24.940	213.12	15,303.47 22.978	1,306.57	852.48	5.1	
201.000	JOHNSON & JOHNSON Ticker: JNJ	478160104	11,871.06 59.060	0.00	13,206.52 65.704	-1,335.46	434.16	3.7	
406.000	MERCK & CO INC NEW COM Ticker: MRK	58933Y105	14,197.82 34.970	154.28	13,030.73 32.095	1,167.09	617.12	4.3	
716.000	PFIZER INC Ticker: PFE	717081103	10,210.16 14.260	0.00	14,615.41 20.413	-4,405.25	515.52	5.0	
Total Health Care			\$60,186.76	\$367.40	\$64,902.23	-\$4,715.47	\$2,693.84	4.5%	

Industrials

338.000	DOVER CORP Ticker: DOV	260003108	\$14,125.02 41.790	\$0.00	\$12,991.03 38.435	\$1,133.99	\$351.52	2.5%	
131.000	EMERSON ELEC CO Ticker: EMR	291011104	5,723.39 43.690	0.00	4,685.18 35.765	1,038.21	175.54	3.1	

Settlement Date

U.S. TRUST



Bank of America Private Wealth Management

Portfolio Detail

Account: 41-01-100-5876924 UA TST CHILD LIB R BACON MEM C/A

Apr. 01, 2010 through June 30, 2010

Units	Description	CUSIP	Market Value(1)/ Market Price	Accrued Income	Average Unit Cost	Tax Cost/ Average Unit Cost	Unrealized Gain/Loss	Estimated Annual Income	Cur Yld/ YTM
Equities (cont)									
Industrials (cont)									
647.000	GENERAL ELEC CO Ticker: GE	369604103	9,329.74 14.420	64.70	23,196.93 35.853	-13,867.19	258.80	2.8	
217.000	HONEYWELL INTL INC Ticker: HON	438516106	8,469.51 39.030	0.00	7,788.68 35.893	680.83	262.57	3.1	
105.000	ILLINOIS TOOL WKS INC Ticker: ITW	452308109	4,334.40 41.280	32.55	5,460.51 52.005	-1,126.11	130.20	3.0	
166.000	RAYTHEON CO COM NEW Ticker: RTN	755111507	8,032.74 48.390	0.00	7,348.17 44.266	684.57	249.00	3.1	
115.000	UNITED TECHNOLOGIES CORP Ticker: UTX	913017109	7,464.65 64.910	0.00	4,849.55 42.170	2,615.10	195.50	2.6	
222.000	WASTE MGMT INC DEL Ticker: WM	941061109	6,946.38 31.290	0.00	7,629.87 34.369	-683.49	279.72	4.0	
	Total Industrials		\$64,425.83	\$97.25	\$73,949.92	-\$9,524.09	\$1,902.85	3.0%	
Information Technology									
190.000	AUTOMATIC DATA PROCESSING INC Ticker: ADP	053015103	\$7,649.40 40.260	\$64.60	\$6,629.05 34.890	\$1,020.35	\$258.40	3.4%	
758.000	INTEL CORP Ticker: INTC	458140100	14,743.10 19.450	0.00	15,272.99 20.149	-529.89	477.54	3.2	
181.000	INTERNATIONAL BUSINESS MACHS Ticker: IBM	459200101	22,349.88 123.480	0.00	17,157.59 94.793	5,192.29	470.60	2.1	
118.000	LINEAR TECHNOLOGY CORP Ticker: LLTC	535678106	3,281.58 27.810	0.00	3,107.90 26.338	173.68	108.56	3.3	
690.000	MICROSOFT CORP Ticker: MSFT	594918104	15,876.90 23.010	0.00	17,626.05 25.545	-1,749.15	358.80	2.3	
177.000	TEXAS INSTRS INC Ticker: TXN	882508104	4,120.56 23.280	0.00	4,267.65 24.111	-147.09	84.96	2.1	
	Total Information Technology		\$68,021.42	\$64.60	\$64,061.23	\$3,960.19	\$1,758.86	2.6%	

Settlement Date

U.S. TRUST

Bank of America Private Wealth Management

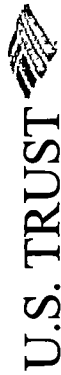
Account: 41-01-100-5876924 UA TST CHILD LIB R BACON MEM C/A

Apr. 01, 2010 through June 30, 2010

Portfolio Detail

Units	Description	CUSIP	Market Value(1)/ Market Price	Accrued Income	Average Unit Cost	Tax Cost/ Average Unit Cost	Unrealized Gain/Loss	Estimated Annual Income	Cur Yld/ YTM
Equities (cont)									
Materials									
63.000	BHP BILLITON LTD SPONSORED ADR AUSTRALIA Ticker: BHP	088606108	\$3,905.37 61.990	\$0.00		\$2,557.83 40.600	\$1,347.54	\$104.58	2.7%
163.000	INTERNATIONAL FLAVORS&FRAGRANC Ticker: IFF	459506101	6,914.46 42.420	40.75		6,501.35 39.886	413.11	163.00	2.4
158.000	NUCOR CORP Ticker: NUE	670346105	6,048.24 38.280	56.88		6,941.83 43.936	-893.59	227.52	3.8
750.000	RPM INTL INC Ticker: RPM	749685103	13,380.00 17.840	0.00		12,638.27 16.851	741.73	615.00	4.6
181.000	SONOCO PRODS CO Ticker: SON	835495102	5,516.88 30.480	0.00		4,376.68 24.181	1,140.20	202.72	3.7
	Total Materials		\$35,764.95	\$97.63		\$33,015.96	\$2,748.99	\$1,312.82	3.7%
Telecommunication Services									
786.000	AT&T INC Ticker: T	00206R102	\$19,013.34 24.190	\$0.00		\$19,022.33 24.201	-\$8.99	\$1,320.48	6.9%
647.000	VERIZON COMMUNICATIONS INC Ticker: VZ	92343V104	18,128.94 28.020	0.00		20,885.36 32.280	-2,756.42	1,229.30	6.8
	Total Telecommunication Services		\$37,142.28	\$0.00		\$39,907.69	-\$2,765.41	\$2,549.78	6.9%
Utilities									
95.000	FIRSTENERGY CORP Ticker: FE	337932107	\$3,346.85 35.230	\$0.00		\$4,433.20 46.665	-\$1,086.35	\$209.00	6.2%
82.000	NATIONAL FUEL GAS CO N J Ticker: NFG	636180101	3,762.16 45.880	28.29		2,830.58 34.519	931.58	113.16	3.0
100.000	NEXTERA ENERGY INC Ticker: NEE	65339F101	4,876.00 48.760	0.00		6,793.44 67.934	-1,917.44	200.00	4.1
248.000	PUBLIC SVC ENTERPRISE GROUP Ticker: PEG	744573106	7,769.84 31.330	0.00		11,667.87 47.048	-3,898.03	339.76	4.4
110.000	SEMPRA ENERGY Ticker: SRE	816851109	5,146.90 46.790	42.90		5,433.24 49.393	-286.34	171.60	3.3

Settlement Date



Bank of America Private Wealth Management

Portfolio Detail

Account: 41-01-100-5876924 UA TST CHILD LIB R BACON MEM C/A

Apr. 01, 2010 through June 30, 2010

Units	Description	CUSIP	Market Value(f)/ Market Price	Accrued Income	Average Unit Cost	Tax Cost/ Average Unit Cost	Unrealized Gain/Loss	Estimated Annual Income	Cur Yld/ YTM
Equities (cont)									
Utilities (cont)									
	Total Utilities		\$24,901.75	\$71.19	\$31,158.33		-\$6,256.58	\$1,033.52	4.2%
Total Equities									
			\$607,921.41	\$1,460.23	\$624,873.65		-\$16,952.24	\$20,509.34	3.4%
Fixed Income									
Investment Grade Taxable									
29,717.000	INTERMEDIATE TERM TAXABLE BOND FUND FOR TRUSTS ORIGINAL COST	45899T998	\$387,774.16 13,049	\$524.88	\$375,023.95 12,620		\$12,750.21	\$15,958.03	4.1%
48,473.000	LONG TERM TAXABLE BOND FUND FOR TRUSTS ORIGINAL COST	985555927	473,440.64 9,767	740.81	443,455.52 9,149		29,985.12	22,491.47	4.8
	Total Investment Grade Taxable		\$861,214.80	\$1,265.69	\$818,479.47		\$42,735.33	\$38,449.50	4.5%
Total Fixed Income									
			\$861,214.80	\$1,265.69	\$818,479.47		\$42,735.33	\$38,449.50	4.5%
Real Estate									
Public REITs									
158.000	RAYONIER INC REIT	754907103	\$6,955.16 44,020	\$0.00	\$5,370.92 33,993		\$1,584.24	\$316.00	4.5%
	Total Public REITs		\$6,955.16	\$0.00	\$5,370.92		\$1,584.24	\$316.00	4.5%
Total Real Estate									
			\$6,955.16	\$0.00	\$5,370.92		\$1,584.24	\$316.00	4.5%
Total Portfolio									
			\$1,585,292.40	\$2,737.17	\$1,557,925.07		\$27,367.33	\$59,416.80	3.7%
Accrued Income									
			\$2,737.17						
Total									
			\$1,588,029.57						