



See a Social Security Number? Say Something!
Report Privacy Problems to <https://public.resource.org/privacy>
Or call the IRS Identity Theft Hotline at 1-800-908-4490



Return of Private Foundation

or Section 4947(a)(1) Nonexempt Charitable Trust

Treated as a Private Foundation

2009

Department of the Treasury
Internal Revenue Service

Note. The foundation may be able to use a copy of this return to satisfy state reporting requirements

For calendar year 2009, or tax year beginning JUN 1, 2009, and ending MAY 31, 2010

G Check all that apply ☐ Initial return ☐ Initial return of a former public charity ☐ Final return
☐ Amended return ☐ Address change ☐ Name change

Use the IRS label. Otherwise, print or type. See Specific Instructions	Name of foundation NELLIE VAN SCHAIK T/W		A Employer identification number 86-6090500
	R79650009 / 0499039180		B Telephone number (414) 977-1210
	Number and street (or P.O. box number if mail is not delivered to street address) Room/suite JPMORGAN CHASE BANK, NA PO BOX 3038		C If exemption application is pending, check here <input type="checkbox"/>
City or town, state, and ZIP code MILWAUKEE, WI 53201-3038		D 1. Foreign organizations, check here <input type="checkbox"/> 2. Foreign organizations meeting the 85% test, check here and attach computation <input type="checkbox"/>	
H Check type of organization <input type="checkbox"/> Section 501(c)(3) exempt private foundation <input checked="" type="checkbox"/> Section 4947(a)(1) nonexempt charitable trust <input type="checkbox"/> Other taxable private foundation		E If private foundation status was terminated under section 507(b)(1)(A), check here <input type="checkbox"/>	
I Fair market value of all assets at end of year (from Part II, col. (c), line 16) \$ 5,169,843.		F If the foundation is in a 60-month termination under section 507(b)(1)(B), check here <input type="checkbox"/>	
J Accounting method <input checked="" type="checkbox"/> Cash <input type="checkbox"/> Accrual <input type="checkbox"/> Other (specify) _____			

Part I Analysis of Revenue and Expenses (The total of amounts in columns (b), (c), and (d) may not necessarily equal the amounts in column (a))		(a) Revenue and expenses per books	(b) Net investment income	(c) Adjusted net income	(d) Disbursements for charitable purposes (cash basis only)
1 Contributions, gifts, grants, etc., received				N/A	
2 Check <input checked="" type="checkbox"/> if the foundation is not required to attach Sch. B					
3 Interest on savings and temporary cash investments		790.	790.		STATEMENT 1
4 Dividends and interest from securities		143,212.	143,212.		STATEMENT 2
5a Gross rents					
b Net rental income or (loss)					
6a Net gain or (loss) from sale of assets not on line 10		156,815.			
b Gross sales price for all assets on line 6a		981,935.			
7 Capital gain net income (from Part IV, line 2)			156,815.		
8 Net short-term capital gain					
9 Income modifications					
10a Gross sales, less returns and allowances					
b Less: Cost of goods sold					
c Gross profit or (loss)					
11 Other income		2,177.	0.		STATEMENT 3
12 Total. Add lines 1 through 11		302,994.	300,817.		
13 Compensation of officers, directors, trustees, etc.		53,441.	40,080.		13,361.
14 Other employee salaries and wages					
15 Pension plans, employee benefits					
16a Legal fees					
b Accounting fees		985.	0.		985.
c Other professional fees					
17 Interest					
18 Taxes		989.	0.		0.
19 Depreciation and depletion					
20 Occupancy					
21 Travel, conferences, and meetings					
22 Printing and publications					
23 Other expenses					
24 Total operating and administrative expenses. Add lines 13 through 23		55,415.	40,080.		14,346.
25 Contributions, gifts, grants paid		139,980.			139,980.
26 Total expenses and disbursements. Add lines 24 and 25		195,395.	40,080.		154,326.
27 Subtract line 26 from line 12					
a Excess of revenue over expenses and disbursements		107,599.			
b Net investment income (if negative, enter -0-)			260,737.		
c Adjusted net income (if negative, enter -0-)				N/A	

Part II Balance Sheets <small>Attached schedules and amounts in the description column should be for end-of-year amounts only</small>		Beginning of year	End of year	
		(a) Book Value	(b) Book Value	(c) Fair Market Value
Assets	1 Cash - non-interest-bearing		128,012.	128,012.
	2 Savings and temporary cash investments	820,591.	201,086.	201,086.
	3 Accounts receivable			
	Less allowance for doubtful accounts			
	4 Pledges receivable			
	Less allowance for doubtful accounts			
	5 Grants receivable			
	6 Receivables due from officers, directors, trustees, and other disqualified persons			
	7 Other notes and loans receivable			
	Less allowance for doubtful accounts			
	8 Inventories for sale or use			
	9 Prepaid expenses and deferred charges			
	10a Investments - U.S. and state government obligations STMT 6	914,022.	505,805.	550,462.
	b Investments - corporate stock STMT 7	1,602,720.	1,760,544.	2,719,215.
	c Investments - corporate bonds STMT 8	714,214.	1,569,310.	1,571,068.
11 Investments - land, buildings, and equipment basis				
Less accumulated depreciation				
12 Investments - mortgage loans				
13 Investments - other				
14 Land, buildings, and equipment basis				
Less accumulated depreciation				
15 Other assets (describe)				
16 Total assets (to be completed by all filers)	4,051,547.	4,164,757.	5,169,843.	
Liabilities	17 Accounts payable and accrued expenses			
	18 Grants payable			
	19 Deferred revenue			
	20 Loans from officers, directors, trustees, and other disqualified persons			
	21 Mortgages and other notes payable			
	22 Other liabilities (describe)			
23 Total liabilities (add lines 17 through 22)	0.	0.		
Net Assets or Fund Balances	Foundations that follow SFAS 117, check here <input type="checkbox"/> and complete lines 24 through 26 and lines 30 and 31.			
	24 Unrestricted			
	25 Temporarily restricted			
	26 Permanently restricted			
	Foundations that do not follow SFAS 117, check here <input checked="" type="checkbox"/> and complete lines 27 through 31.			
	27 Capital stock, trust principal, or current funds	4,051,547.	4,164,757.	
	28 Paid-in or capital surplus, or land, bldg, and equipment fund	0.	0.	
	29 Retained earnings, accumulated income, endowment, or other funds	0.	0.	
	30 Total net assets or fund balances	4,051,547.	4,164,757.	
31 Total liabilities and net assets/fund balances	4,051,547.	4,164,757.		

Part III Analysis of Changes in Net Assets or Fund Balances

1 Total net assets or fund balances at beginning of year - Part II, column (a), line 30 (must agree with end-of-year figure reported on prior year's return)	1	4,051,547.
2 Enter amount from Part I, line 27a	2	107,599.
3 Other increases not included in line 2 (itemize) RETURN OF UNUSED GRANT FUNDS	3	5,611.
4 Add lines 1, 2, and 3	4	4,164,757.
5 Decreases not included in line 2 (itemize)	5	0.
6 Total net assets or fund balances at end of year (line 4 minus line 5) - Part II, column (b), line 30	6	4,164,757.

Part IV Capital Gains and Losses for Tax on Investment Income

(a) List and describe the kind(s) of property sold (e.g., real estate, 2-story brick warehouse, or common stock, 200 shs. MLC Co.)	(b) How acquired P - Purchase D - Donation	(c) Date acquired (mo., day, yr.)	(d) Date sold (mo., day, yr.)
1a SALES IN ACCOUNT OF PUBLICLY TRADED			
b SECURITIES			
c CLASS ACTION SETTLEMENTS			
d CAPITAL GAINS DIVIDENDS			
e			

(e) Gross sales price	(f) Depreciation allowed (or allowable)	(g) Cost or other basis plus expense of sale	(h) Gain or (loss) (e) plus (f) minus (g)
a			
b 981,062.		825,120.	155,942.
c 851.			851.
d 22.			22.
e			

Complete only for assets showing gain in column (h) and owned by the foundation on 12/31/69

(i) FMV as of 12/31/69	(j) Adjusted basis as of 12/31/69	(k) Excess of col. (i) over col. (j), if any	(l) Gains (Col. (h) gain minus col. (k), but not less than -0-) or Losses (from col. (h))
a			
b			155,942.
c			851.
d			22.
e			

2 Capital gain net income or (net capital loss) If gain, also enter in Part I, line 7
If (loss), enter -0- in Part I, line 7 **2** 156,815.

3 Net short-term capital gain or (loss) as defined in sections 1222(5) and (6)
 If gain, also enter in Part I, line 8, column (c)
 If (loss), enter -0- in Part I, line 8 **3** N/A

Part V Qualification Under Section 4940(e) for Reduced Tax on Net Investment Income

(For optional use by domestic private foundations subject to the section 4940(a) tax on net investment income.)

If section 4940(d)(2) applies, leave this part blank

Was the foundation liable for the section 4942 tax on the distributable amount of any year in the base period? ☐ Yes ☒ No

If "Yes," the foundation does not qualify under section 4940(e). Do not complete this part.

1 Enter the appropriate amount in each column for each year, see instructions before making any entries

(a) Base period years Calendar year (or tax year beginning in)	(b) Adjusted qualifying distributions	(c) Net value of noncharitable-use assets	(d) Distribution ratio (col. (b) divided by col. (c))
2008	407,348.	4,914,080.	.082894
2007	423,988.	6,086,273.	.069663
2006	396,376.	6,091,080.	.065075
2005	327,626.	5,909,992.	.055436
2004	209,583.	5,968,384.	.035116

2 Total of line 1, column (d)	2 .308184
3 Average distribution ratio for the 5-year base period - divide the total on line 2 by 5, or by the number of years the foundation has been in existence if less than 5 years	3 .061637
4 Enter the net value of noncharitable-use assets for 2009 from Part X, line 5	4 5,124,961.
5 Multiply line 4 by line 3	5 315,887.
6 Enter 1% of net investment income (1% of Part I, line 27b)	6 2,607.
7 Add lines 5 and 6	7 318,494.
8 Enter qualifying distributions from Part XII, line 4	8 154,326.

If line 8 is equal to or greater than line 7, check the box in Part VI, line 1b, and complete that part using a 1% tax rate. See the Part VI instructions.

Part VI Excise Tax Based on Investment Income (Section 4940(a), 4940(b), 4940(e), or 4948 - see instructions)

1a Exempt operating foundations described in section 4940(d)(2), check here <input type="checkbox"/> and enter "N/A" on line 1. Date of ruling or determination letter _____ (attach copy of letter if necessary-see instructions)			
b Domestic foundations that meet the section 4940(e) requirements in Part V, check here <input type="checkbox"/> and enter 1% of Part I, line 27b		1	5,215.
c All other domestic foundations enter 2% of line 27b Exempt foreign organizations enter 4% of Part I, line 12, col. (b)			
2 Tax under section 511 (domestic section 4947(a)(1) trusts and taxable foundations only Others enter -0-)		2	0.
3 Add lines 1 and 2		3	5,215.
4 Subtitle A (income) tax (domestic section 4947(a)(1) trusts and taxable foundations only Others enter -0-)		4	0.
5 Tax based on investment income. Subtract line 4 from line 3 If zero or less, enter -0-		5	5,215.
6 Credits/Payments			
a 2009 estimated tax payments and 2008 overpayment credited to 2009	6a	1,350.	
b Exempt foreign organizations - tax withheld at source	6b		
c Tax paid with application for extension of time to file (Form 8868)	6c		
d Backup withholding erroneously withheld	6d		
7 Total credits and payments. Add lines 6a through 6d	7	1,350.	
8 Enter any penalty for underpayment of estimated tax Check here <input type="checkbox"/> if Form 2220 is attached	8		
9 Tax due. If the total of lines 5 and 8 is more than line 7, enter amount owed	9	3,865.	Fide ✓
10 Overpayment. If line 7 is more than the total of lines 5 and 8, enter the amount overpaid	10		
11 Enter the amount of line 10 to be Credited to 2010 estimated tax <input type="checkbox"/> Refunded <input type="checkbox"/>	11		

Part VII-A Statements Regarding Activities

1a During the tax year, did the foundation attempt to influence any national, state, or local legislation or did it participate or intervene in any political campaign?	Yes	No
1a		X
b Did it spend more than \$100 during the year (either directly or indirectly) for political purposes (see instructions for definition)? If the answer is "Yes" to 1a or 1b, attach a detailed description of the activities and copies of any materials published or distributed by the foundation in connection with the activities.		X
1b		
c Did the foundation file Form 1120-POL for this year?		X
1c		
d Enter the amount (if any) of tax on political expenditures (section 4955) imposed during the year (1) On the foundation ► \$ 0. (2) On foundation managers ► \$ 0.		
e Enter the reimbursement (if any) paid by the foundation during the year for political expenditure tax imposed on foundation managers ► \$ 0.		
2 Has the foundation engaged in any activities that have not previously been reported to the IRS? If "Yes," attach a detailed description of the activities.	2	X
3 Has the foundation made any changes, not previously reported to the IRS, in its governing instrument, articles of incorporation, or bylaws, or other similar instruments? If "Yes," attach a conformed copy of the changes	3	X
4a Did the foundation have unrelated business gross income of \$1,000 or more during the year?	4a	X
b If "Yes," has it filed a tax return on Form 990-T for this year?	4b	
5 Was there a liquidation, termination, dissolution, or substantial contraction during the year? If "Yes," attach the statement required by General Instruction T	5	X
6 Are the requirements of section 508(e) (relating to sections 4941 through 4945) satisfied either • By language in the governing instrument, or • By state legislation that effectively amends the governing instrument so that no mandatory directions that conflict with the state law remain in the governing instrument?	6	X
7 Did the foundation have at least \$5,000 in assets at any time during the year? If "Yes," complete Part II, col. (c), and Part XV.	7	X
8a Enter the states to which the foundation reports or with which it is registered (see instructions) ► AZ		
b If the answer is "Yes" to line 7, has the foundation furnished a copy of Form 990-PF to the Attorney General (or designate) of each state as required by General Instruction G? If "No," attach explanation	8b	X
9 Is the foundation claiming status as a private operating foundation within the meaning of section 4942(j)(3) or 4942(j)(5) for calendar year 2009 or the taxable year beginning in 2009 (see instructions for Part XIV)? If "Yes," complete Part XIV	9	X
10 Did any persons become substantial contributors during the tax year? If "Yes," attach a schedule listing their names and addresses	10	X

Part VII-A Statements Regarding Activities (continued)

11	At any time during the year, did the foundation, directly or indirectly, own a controlled entity within the meaning of section 512(b)(13)? If "Yes," attach schedule (see instructions)	11		X
12	Did the foundation acquire a direct or indirect interest in any applicable insurance contract before August 17, 2008?	12		X
13	Did the foundation comply with the public inspection requirements for its annual returns and exemption application? Website address ► N/A	13	X	
14	The books are in care of ► JPMORGAN CHASE BANK, NA Telephone no ► (520) 878-2297 Located at ► 1725 EAST SKYLINE DRIVE FL 1, TUCSON, AZ ZIP+4 ► 85718-1162			
15	Section 4947(a)(1) nonexempt charitable trusts filing Form 990-PF in lieu of Form 1041 - Check here and enter the amount of tax-exempt interest received or accrued during the year			X
		15		0.

Part VII-B Statements Regarding Activities for Which Form 4720 May Be Required

File Form 4720 if any item is checked in the "Yes" column, unless an exception applies.

	Yes	No
1a During the year did the foundation (either directly or indirectly)		
(1) Engage in the sale or exchange, or leasing of property with a disqualified person? <input type="checkbox"/> Yes <input checked="" type="checkbox"/> No		
(2) Borrow money from, lend money to, or otherwise extend credit to (or accept it from) a disqualified person? <input type="checkbox"/> Yes <input checked="" type="checkbox"/> No		
(3) Furnish goods, services, or facilities to (or accept them from) a disqualified person? <input type="checkbox"/> Yes <input checked="" type="checkbox"/> No		
(4) Pay compensation to, or pay or reimburse the expenses of, a disqualified person? <input checked="" type="checkbox"/> Yes <input type="checkbox"/> No		
(5) Transfer any income or assets to a disqualified person (or make any of either available for the benefit or use of a disqualified person)? <input type="checkbox"/> Yes <input checked="" type="checkbox"/> No		
(6) Agree to pay money or property to a government official? (Exception. Check "No" if the foundation agreed to make a grant to or to employ the official for a period after termination of government service, if terminating within 90 days) <input type="checkbox"/> Yes <input checked="" type="checkbox"/> No		
b If any answer is "Yes" to 1a(1)-(6), did any of the acts fail to qualify under the exceptions described in Regulations section 53.4941(d)-3 or in a current notice regarding disaster assistance (see page 20 of the instructions)? Organizations relying on a current notice regarding disaster assistance check here ► <input type="checkbox"/>	1b	X
c Did the foundation engage in a prior year in any of the acts described in 1a, other than excepted acts, that were not corrected before the first day of the tax year beginning in 2009?	1c	X
2 Taxes on failure to distribute income (section 4942) (does not apply for years the foundation was a private operating foundation defined in section 4942(j)(3) or 4942(j)(5))		
a At the end of tax year 2009, did the foundation have any undistributed income (lines 6d and 6e, Part XIII) for tax year(s) beginning before 2009? <input type="checkbox"/> Yes <input checked="" type="checkbox"/> No If "Yes," list the years ►		
b Are there any years listed in 2a for which the foundation is not applying the provisions of section 4942(a)(2) (relating to incorrect valuation of assets) to the year's undistributed income? (If applying section 4942(a)(2) to all years listed, answer "No" and attach statement - see instructions) N/A	2b	
c If the provisions of section 4942(a)(2) are being applied to any of the years listed in 2a, list the years here ►		
3a Did the foundation hold more than a 2% direct or indirect interest in any business enterprise at any time during the year? <input type="checkbox"/> Yes <input checked="" type="checkbox"/> No		
b If "Yes," did it have excess business holdings in 2009 as a result of (1) any purchase by the foundation or disqualified persons after May 26, 1969, (2) the lapse of the 5-year period (or longer period approved by the Commissioner under section 4943(c)(7)) to dispose of holdings acquired by gift or bequest, or (3) the lapse of the 10-, 15-, or 20-year first phase holding period? (Use Schedule C, Form 4720, to determine if the foundation had excess business holdings in 2009.) N/A	3b	
4a Did the foundation invest during the year any amount in a manner that would jeopardize its charitable purposes?	4a	X
b Did the foundation make any investment in a prior year (but after December 31, 1969) that could jeopardize its charitable purpose that had not been removed from jeopardy before the first day of the tax year beginning in 2009?	4b	X

Form 990-PF (2009)

Part VII-B Statements Regarding Activities for Which Form 4720 May Be Required (continued)

5a During the year did the foundation pay or incur any amount to

(1) Carry on propaganda, or otherwise attempt to influence legislation (section 4945(e))? ☐ Yes ☒ No(2) Influence the outcome of any specific public election (see section 4955), or to carry on, directly or indirectly, any voter registration drive? ☐ Yes ☒ No(3) Provide a grant to an individual for travel, study, or other similar purposes? ☐ Yes ☒ No(4) Provide a grant to an organization other than a charitable, etc., organization described in section 509(a)(1), (2), or (3), or section 4940(d)(2)? ☒ Yes ☐ No(5) Provide for any purpose other than religious, charitable, scientific, literary, or educational purposes, or for the prevention of cruelty to children or animals? ☐ Yes ☒ No

b If any answer is "Yes" to 5a(1)-(5), did any of the transactions fail to qualify under the exceptions described in Regulations section 53.4945 or in a current notice regarding disaster assistance (see instructions)?

Organizations relying on a current notice regarding disaster assistance check here ☐

5b

X

c If the answer is "Yes" to question 5a(4), does the foundation claim exemption from the tax because it maintained expenditure responsibility for the grant? **SEE STATEMENT 9** ☒ Yes ☐ No

If "Yes," attach the statement required by Regulations section 53.4945-5(d).

6a Did the foundation, during the year, receive any funds, directly or indirectly, to pay premiums on a personal benefit contract? ☐ Yes ☒ Nob Did the foundation, during the year, pay premiums, directly or indirectly, on a personal benefit contract? ☐ Yes ☒ No

If "Yes" to 6b, file Form 8870.

6b

X

7a At any time during the tax year, was the foundation a party to a prohibited tax shelter transaction? ☐ Yes ☒ Nob If yes, did the foundation receive any proceeds or have any net income attributable to the transaction? ☐ Yes ☒ No

N/A

7b

Part VIII Information About Officers, Directors, Trustees, Foundation Managers, Highly Paid Employees, and Contractors

1 List all officers, directors, trustees, foundation managers and their compensation.

(a) Name and address	(b) Title, and average hours per week devoted to position	(c) Compensation (If not paid, enter -0-)	(d) Contributions to employee benefit plans and deferred compensation	(e) Expense account, other allowances
JPMORGAN CHASE BANK, N.A. P.O. BOX 3038 MILWAUKEE, WI 53201	TRUSTEE 5.00	50,066.	0.	0.
BARASSI & CURL PLC 485 SOUTH MAIN STREET TUSCON, AZ 85701	TRUSTEE 2.00	3,375.	0.	0.

2 Compensation of five highest-paid employees (other than those included on line 1). If none, enter "NONE."

(a) Name and address of each employee paid more than \$50,000	(b) Title, and average hours per week devoted to position	(c) Compensation	(d) Contributions to employee benefit plans and deferred compensation	(e) Expense account, other allowances
NONE				

Total number of other employees paid over \$50,000

0

Form 990-PF (2009)

Part VIII **Information About Officers, Directors, Trustees, Foundation Managers, Highly Paid Employees, and Contractors** (continued)

3 Five highest-paid independent contractors for professional services. If none, enter "NONE."

(a) Name and address of each person paid more than \$50,000	(b) Type of service	(c) Compensation
NONE		

Total number of others receiving over \$50,000 for professional services ▶ **0**

Part IX-A **Summary of Direct Charitable Activities**

List the foundation's four largest direct charitable activities during the tax year. Include relevant statistical information such as the number of organizations and other beneficiaries served, conferences convened, research papers produced, etc	Expenses
1 N/A	
	0.
2	
3	
4	

Part IX-B **Summary of Program-Related Investments**

Describe the two largest program-related investments made by the foundation during the tax year on lines 1 and 2	Amount
1 N/A	
2	
All other program-related investments See instructions	
3	
Total. Add lines 1 through 3 ▶	0.

Form **990-PF** (2009)

Part X Minimum Investment Return (All domestic foundations must complete this part. Foreign foundations, see instructions.)

1	Fair market value of assets not used (or held for use) directly in carrying out charitable, etc., purposes		
a	Average monthly fair market value of securities	1a	4,428,341.
b	Average of monthly cash balances	1b	774,665.
c	Fair market value of all other assets	1c	
d	Total (add lines 1a, b, and c)	1d	5,203,006.
e	Reduction claimed for blockage or other factors reported on lines 1a and 1c (attach detailed explanation)	1e	0.
2	Acquisition indebtedness applicable to line 1 assets	2	0.
3	Subtract line 2 from line 1d	3	5,203,006.
4	Cash deemed held for charitable activities. Enter 1 1/2% of line 3 (for greater amount, see instructions)	4	78,045.
5	Net value of noncharitable-use assets. Subtract line 4 from line 3. Enter here and on Part V, line 4	5	5,124,961.
6	Minimum investment return. Enter 5% of line 5	6	256,248.

Part XI Distributable Amount (see instructions) (Section 4942(j)(3) and (j)(5) private operating foundations and certain foreign organizations check here ☐ and do not complete this part)

1	Minimum investment return from Part X, line 6	1	256,248.
2a	Tax on investment income for 2009 from Part VI, line 5	2a	5,215.
b	Income tax for 2009 (This does not include the tax from Part VI)	2b	
c	Add lines 2a and 2b	2c	5,215.
3	Distributable amount before adjustments. Subtract line 2c from line 1	3	251,033.
4	Recoveries of amounts treated as qualifying distributions	4	0.
5	Add lines 3 and 4	5	251,033.
6	Deduction from distributable amount (see instructions)	6	0.
7	Distributable amount as adjusted. Subtract line 6 from line 5. Enter here and on Part XIII, line 1	7	251,033.

Part XII Qualifying Distributions (see instructions)

1	Amounts paid (including administrative expenses) to accomplish charitable, etc., purposes		
a	Expenses, contributions, gifts, etc. - total from Part I, column (d), line 26	1a	154,326.
b	Program-related investments - total from Part IX-B	1b	0.
2	Amounts paid to acquire assets used (or held for use) directly in carrying out charitable, etc., purposes	2	
3	Amounts set aside for specific charitable projects that satisfy the		
a	Suitability test (prior IRS approval required)	3a	
b	Cash distribution test (attach the required schedule)	3b	
4	Qualifying distributions. Add lines 1a through 3b. Enter here and on Part V, line 8, and Part XIII, line 4	4	154,326.
5	Foundations that qualify under section 4940(e) for the reduced rate of tax on net investment income. Enter 1% of Part I, line 27b	5	0.
6	Adjusted qualifying distributions. Subtract line 5 from line 4	6	154,326.

Note. The amount on line 6 will be used in Part V, column (b), in subsequent years when calculating whether the foundation qualifies for the section 4940(e) reduction of tax in those years.

Form 990-PF (2009)

Part XIII **Undistributed Income** (see instructions)

	(a) Corpus	(b) Years prior to 2008	(c) 2008	(d) 2009
1 Distributable amount for 2009 from Part XI, line 7				251,033.
2 Undistributed income, if any, as of the end of 2009				
a Enter amount for 2008 only			0.	
b Total for prior years		0.		
3 Excess distributions carryover, if any, to 2009				
a From 2004				
b From 2005				39,013.
c From 2006				96,532.
d From 2007				129,306.
e From 2008				164,270.
f Total of lines 3a through e	429,121.			
4 Qualifying distributions for 2009 from Part XII, line 4 ▶ \$ 154,326.				
a Applied to 2008, but not more than line 2a			0.	
b Applied to undistributed income of prior years (Election required - see instructions)		0.		
c Treated as distributions out of corpus (Election required - see instructions)	0.			
d Applied to 2009 distributable amount				154,326.
e Remaining amount distributed out of corpus	0.			
5 Excess distributions carryover applied to 2009 (If an amount appears in column (d), the same amount must be shown in column (a))	96,707.			96,707.
6 Enter the net total of each column as indicated below:				
a Corpus Add lines 3f, 4c, and 4e Subtract line 5	332,414.			
b Prior years' undistributed income. Subtract line 4b from line 2b		0.		
c Enter the amount of prior years' undistributed income for which a notice of deficiency has been issued, or on which the section 4942(a) tax has been previously assessed		0.		
d Subtract line 6c from line 6b Taxable amount - see instructions		0.		
e Undistributed income for 2008 Subtract line 4a from line 2a Taxable amount - see instr			0.	
f Undistributed income for 2009 Subtract lines 4d and 5 from line 1 This amount must be distributed in 2010				0.
7 Amounts treated as distributions out of corpus to satisfy requirements imposed by section 170(b)(1)(F) or 4942(g)(3)	0.			
8 Excess distributions carryover from 2004 not applied on line 5 or line 7	0.			
9 Excess distributions carryover to 2010. Subtract lines 7 and 8 from line 6a	332,414.			
10 Analysis of line 9				
a Excess from 2005				
b Excess from 2006				38,838.
c Excess from 2007				129,306.
d Excess from 2008				164,270.
e Excess from 2009				

Part XIV Private Operating Foundations (see instructions and Part VII-A, question 9) **N/A**

1 a If the foundation has received a ruling or determination letter that it is a private operating foundation, and the ruling is effective for 2009, enter the date of the ruling ▶

b Check box to indicate whether the foundation is a private operating foundation described in section ☐ 4942(j)(3) or ☐ 4942(j)(5)

	Tax year	Prior 3 years			(e) Total
	(a) 2009	(b) 2008	(c) 2007	(d) 2006	
2 a Enter the lesser of the adjusted net income from Part I or the minimum investment return from Part X for each year listed					
b 85% of line 2a					
c Qualifying distributions from Part XII, line 4 for each year listed					
d Amounts included in line 2c not used directly for active conduct of exempt activities					
e Qualifying distributions made directly for active conduct of exempt activities					
Subtract line 2d from line 2c					
3 Complete 3a, b, or c for the alternative test relied upon					
a "Assets" alternative test - enter					
(1) Value of all assets					
(2) Value of assets qualifying under section 4942(j)(3)(B)(i)					
b "Endowment" alternative test - enter 2/3 of minimum investment return shown in Part X, line 6 for each year listed					
c "Support" alternative test - enter					
(1) Total support other than gross investment income (interest, dividends, rents, payments on securities loans (section 512(a)(5)), or royalties)					
(2) Support from general public and 5 or more exempt organizations as provided in section 4942(j)(3)(B)(iii)					
(3) Largest amount of support from an exempt organization					
(4) Gross investment income					

Part XV Supplementary Information (Complete this part only if the foundation had \$5,000 or more in assets at any time during the year-see the instructions.)

1 Information Regarding Foundation Managers:

a List any managers of the foundation who have contributed more than 2% of the total contributions received by the foundation before the close of any tax year (but only if they have contributed more than \$5,000) (See section 507(d)(2))

NONE

b List any managers of the foundation who own 10% or more of the stock of a corporation (or an equally large portion of the ownership of a partnership or other entity) of which the foundation has a 10% or greater interest.

NONE

2 Information Regarding Contribution, Grant, Gift, Loan, Scholarship, etc., Programs:

Check here ☒ if the foundation only makes contributions to preselected charitable organizations and does not accept unsolicited requests for funds. If the foundation makes gifts, grants, etc. (see instructions) to individuals or organizations under other conditions, complete items 2a, b, c, and d

a The name, address, and telephone number of the person to whom applications should be addressed

b The form in which applications should be submitted and information and materials they should include

c Any submission deadlines

d Any restrictions or limitations on awards, such as by geographical areas, charitable fields, kinds of institutions, or other factors

Part XV	Supplementary Information (continued)
----------------	--

3 Grants and Contributions Paid During the Year or Approved for Future Payment

Recipient Name and address (home or business)	If recipient is an individual, show any relationship to any foundation manager or substantial contributor	Foundation status of recipient	Purpose of grant or contribution	Amount
a Paid during the year ATENEO DE ZAMBOANGA UNIVERSITY, SCHOOL OF MEDICINE - LA PURISIMA STREET ZAMBOANGA CITY,	NONE	FOREIGN UNIVERSITY	SCHOLARSHIPS STUDY OF MEDICINE	25,900.
DAVAO MEDICAL SCHOOL FOUNDATION MEDICAL SCHOOL DRIVE, BAJADA DAVAO CITY,	NONE	FOREIGN UNIVERSITY	SCHOLARSHIPS STUDY OF MEDICINE	64,260.
SAINT LOUIS UNIVERSITY A. BONAFACIO STREET BAGUIO CITY, PHILIPPINES 2600	NONE	FOREIGN UNIVERSITY	SCHOLARSHIPS STUDY OF MEDICINE	14,400.
XAVIER UNIVERSITY DR. JOSE P RIZAL SCHOOL OF MEDICINE - CORRALES AVENUE CAGAYANDE DE ORO	NONE	FOREIGN UNIVERSITY	SCHOLARSHIPS STUDY OF MEDICINE	35,420.
Total			► 3a	139,980.
b Approved for future payment NONE				
Total			► 3b	0.

FORM 990-PF INTEREST ON SAVINGS AND TEMPORARY CASH INVESTMENTS STATEMENT 1

<u>SOURCE</u>	<u>AMOUNT</u>
MONEY MARKET FUNDS	790.
TOTAL TO FORM 990-PF, PART I, LINE 3, COLUMN A	790.

FORM 990-PF DIVIDENDS AND INTEREST FROM SECURITIES STATEMENT 2

<u>SOURCE</u>	<u>GROSS AMOUNT</u>	<u>CAPITAL GAINS DIVIDENDS</u>	<u>COLUMN (A) AMOUNT</u>
DIVIDENDS & INTEREST	143,234.	22.	143,212.
TOTAL TO FM 990-PF, PART I, LN 4	143,234.	22.	143,212.

FORM 990-PF OTHER INCOME STATEMENT 3

<u>DESCRIPTION</u>	<u>(A) REVENUE PER BOOKS</u>	<u>(B) NET INVEST- MENT INCOME</u>	<u>(C) ADJUSTED NET INCOME</u>
FEDERAL EXCISE TAX REFUND	2,177.	0.	
TOTAL TO FORM 990-PF, PART I, LINE 11	2,177.	0.	

FORM 990-PF ACCOUNTING FEES STATEMENT 4

<u>DESCRIPTION</u>	<u>(A) EXPENSES PER BOOKS</u>	<u>(B) NET INVEST- MENT INCOME</u>	<u>(C) ADJUSTED NET INCOME</u>	<u>(D) CHARITABLE PURPOSES</u>
TAX PREPARATION FEE	985.	0.		985.
TO FORM 990-PF, PG 1, LN 16B	985.	0.		985.

FORM 990-PF	TAXES	STATEMENT	5
-------------	-------	-----------	---

DESCRIPTION	(A) EXPENSES PER BOOKS	(B) NET INVEST- MENT INCOME	(C) ADJUSTED NET INCOME	(D) CHARITABLE PURPOSES
FOREIGN DIV TAX WITHHELD AT SOURCE	989.	0.		0.
TO FORM 990-PF, PG 1, LN 18	989.	0.		0.

FORM 990-PF	U.S. AND STATE/CITY GOVERNMENT OBLIGATIONS	STATEMENT	6
-------------	--	-----------	---

DESCRIPTION	U.S. GOV'T	OTHER GOV'T	BOOK VALUE	FAIR MARKET VALUE
U.S. GOV'T OBLIGATIONS-SEE SCHEDULE ATTACHED	X		505,805.	550,462.
TOTAL U.S. GOVERNMENT OBLIGATIONS			505,805.	550,462.
TOTAL STATE AND MUNICIPAL GOVERNMENT OBLIGATIONS				
TOTAL TO FORM 990-PF, PART II, LINE 10A			505,805.	550,462.

FORM 990-PF	CORPORATE STOCK	STATEMENT	7
-------------	-----------------	-----------	---

DESCRIPTION	BOOK VALUE	FAIR MARKET VALUE
CORPORATE STOCK & EQUITY FUNDS-SEE SCHEDULE ATTACHED	1,760,544.	2,719,215.
TOTAL TO FORM 990-PF, PART II, LINE 10B	1,760,544.	2,719,215.

FORM 990-PF	CORPORATE BONDS	STATEMENT	8
-------------	-----------------	-----------	---

DESCRIPTION	BOOK VALUE	FAIR MARKET VALUE
CORPORATE BONDS & FIXED INCOME FUNDS-SEE SCHEDULE ATTACHED	1,569,310.	1,571,068.
TOTAL TO FORM 990-PF, PART II, LINE 10C	1,569,310.	1,571,068.

FORM 990-PF

EXPENDITURE RESPONSIBILITY STATEMENT
PART VII-B, LINE 5C

STATEMENT 9

GRANTEE'S NAME

ATENEO DE ZAMBOANGA UNIVERSITY

GRANTEE'S ADDRESSLA PURISMA STREET
ZAMBOANGA CITY

<u>GRANT AMOUNT</u>	<u>DATE OF GRANT</u>	<u>AMOUNT EXPENDED</u>
25,900.	10/06/09	25,900.

PURPOSE OF GRANTPROVIDE GRADUATE AND UNDERGRADUATE SCHOLARSHIPS TO LOW INCOME STUDENTS OF
PHILLIPINE ORIGIN FOR THE STUDY OF MEDICINEDATES OF REPORTS BY GRANTEE

01/14/2009

ANY DIVERSION BY GRANTEE

NO

RESULTS OF VERIFICATION

NO DIVERSION OF FUNDS

GRANTEE'S NAME

DAVAO MEDICAL SCHOOL FOUNDATION

GRANTEE'S ADDRESSMEDICAL SCHOOL DRIVE, BUJADA
DAVAO CITY

<u>GRANT AMOUNT</u>	<u>DATE OF GRANT</u>	<u>AMOUNT EXPENDED</u>
64,260.	10/06/09	64,260.

PURPOSE OF GRANTPROVIDE GRADUATE AND UNDERGRADUATE SCHOLARSHIPS TO LOW INCOME STUDENTS OF
PHILLIPINE ORIGIN FOR THE STUDY OF MEDICINEDATES OF REPORTS BY GRANTEE

08/12/2008

ANY DIVERSION BY GRANTEE

NO

RESULTS OF VERIFICATION

NO DIVERSION OF FUNDS

GRANTEE'S NAME

ST LOUIS UNIVERSITY

GRANTEE'S ADDRESSP.O. BOX 71
BAGUIO CITY

<u>GRANT AMOUNT</u>	<u>DATE OF GRANT</u>	<u>AMOUNT EXPENDED</u>
14,400.	10/06/09	14,400.

PURPOSE OF GRANTPROVIDE GRADUATE AND UNDERGRADUATE SCHOLARSHIPS TO LOW INCOME STUDENTS OF
PHILLIPINE ORIGINPROVIDE GRADUATE AND UNDERGRADUATE SCHOLARSHIPS TO LOW INCOME STUDENTS OF
PHILLIPINE ORIGIN FOR THE STUDY OF MEDICINE.
N FOR THE STUDY OF MEDICINEDATES OF REPORTS BY GRANTEE

07/18/08

ANY DIVERSION BY GRANTEE

NO

RESULTS OF VERIFICATION

NO DIVERSION OF FUNDS

GRANTEE'S NAME

XAVIER UNIVERSITY DR JOSE RIZAL SCH MEDICINE

GRANTEE'S ADDRESSCORRALES AVENUE, CAMPION HALL
CAGAYAN DE ORO CITY

<u>GRANT AMOUNT</u>	<u>DATE OF GRANT</u>	<u>AMOUNT EXPENDED</u>
35,420.	10/06/09	35,420.

PURPOSE OF GRANTPROVIDE GRADUATE AND UNDERGRADUATE SCHOLARSHIPS TO LOW INCOME STUDENTS OF
PHILLIPINE ORIGIN FOR THE STUDY OF MEDICINE.DATES OF REPORTS BY GRANTEE

01/21/09

ANY DIVERSION BY GRANTEE

NO

RESULTS OF VERIFICATION

NO DIVERSION OF FUNDS

Account Summary

PRINCIPAL

Asset Allocation	Beginning Market Value	Ending Market Value	Change In Value	Estimated Annual Income	Current Allocation
Equity	3,096,860.68	2,719,215.28	(377,645.40)	60,773.02	54%
Cash & Short Term	724,864.70	455,080.27	(269,784.43)	14,075.54	9%
Fixed Income	1,511,461.86	1,867,535.03	356,073.17	89,647.73	37%
Market Value	\$5,333,187.24	\$5,041,830.58	(\$291,356.66)	\$164,496.29	100%

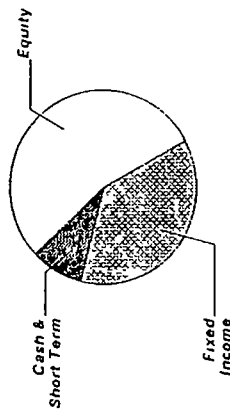
INCOME

Cash Position	Beginning Market Value	Ending Market Value	Change In Value
Cash Balance	121,129.46	128,012.20 ✓	6,882.74
Accruals	22,205.27	26,932.67	4,727.40
Market Value	\$143,334.73	\$154,944.87	\$11,610.14

Cost Summary

	Cost
Equity	1,760,543.83
Cash & Short Term	454,124.82
Fixed Income	1,822,075.56
Total	\$4,036,744.21

Asset Allocation



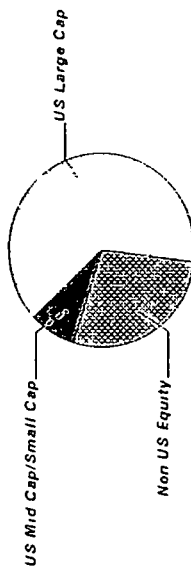
Equity Summary

Asset Categories	Beginning Market Value	Ending Market Value	Change In Value	Current Allocation
US Large Cap	2,060,430 90	1,748,252 14	(312,178 76)	35%
US Mid Cap/Small Cap	265,004 60	215,019 57	(49,985 03)	4%
Non US Equity	771,425 18	755,943 57	(15,481 61)	15%
Total Value	\$3,096,860.68	\$2,719,215.28	(\$377,645.40)	54%

Market Value/Cost

	Current Period Value
Market Value	2,719,215 28
Tax Cost	1,760,543 83
Unrealized Gain/Loss	958,671 45
Estimated Annual Income	60,773 02
Accrued Dividends	6,793 85
Yield	2 23%

Asset Categories



Equity Detail

	Quantity	Price	Market Value	Tax Cost Adjusted Original	Unrealized Gain/Loss	Estimated Annual Income Accrued Dividends	Yield
US Large Cap							
AIR PRODUCTS & CHEMICALS INC	1,500 000	69 06	103,590 00	5,829 18	97,760 82	2,940 00	2 84%
009158-10-6 APD							

NELLIE K VAN SCHAIK T/W ACCT. R79650009
As of 5/31/10

	Quantity	Price	Market Value	Tax Cost Adjusted Original	Unrealized Gain/Loss	Estimated		Yield
						Annual Income	Accrued Dividends	
US Large Cap								
AT&T INC 00206R-10-2 T	1,000 000	24 30	24,300 00	23,189 20	1,110 80	1,680 00		6 91%
CATERPILLAR INC 149123-10-1 CAT	1,000 000	60 76	60,760 00	74,230 00	(13,470 00)	1,680 00		2 76%
CISCO SYSTEMS INC 17275R-10-2 CSCO	3,000 000	23 16	69,480 00	59,910 00	9,570 00			
EXXON MOBIL CORP 30231G-10-2 XOM	1,750 000	60 46	105,805 00	4,858 99	100,946 01	3,080 00	770 00	2 91%
HEWLETT-PACKARD CO 428236-10-3 HPQ	2,000 000	46 01	92,020 00	43,510 00	48,510 00	640 00		0 70%
INTERNATIONAL BUSINESS MACHINES CORP 459200-10-1 IBM	1,000 000	125 26	125,260 00	14,217 19	111,042 81	2,600 00	650 00	2 08%
JOHNSON & JOHNSON 478160-10-4 JNJ	2,000 000	58 30	116,600 00	2,760 00	113,840 00	4,320 00	1,080 00	3 70%
JOHNSON CONTROLS INC 478366-10-7 JCI	1,500 000	28 53	42,795 00	41,300 00	1,495 00	780 00		1 82%
KELLOGG CO 487836-10-8 K	3,548 000	53 43	189,569 64	5,405 16	184,164 48	5,322 00	1,330 50	2 81%
MC DONALDS CORP 580135-10-1 MCD	2,000 000	66 87	133,740 00	1,913 33	131,826 67	4,400 00	1,100 00	3 29%
METLIFE INC 59156R-10-8 MET	1,000 000	40 49	40,490 00	31,449 00	9,041 00	740 00		1 83%
MICROSOFT CORP 594918-10-4 MSFT	3,000 000	25 80	77,400 00	76,170 00	1,230 00	1,560 00	390 00	2 02%

NELLIE K VAN SCHAICK T/W ACCT. R79650009
As of 5/31/10

	Quantity	Price	Market Value	Tax Cost Adjusted Original	Unrealized Gain/Loss	Estimated Annual Income Accrued Dividends	Yield
US Large Cap							
ORACLE CORP 68389X-10-5 ORCL	2,500 000	22 57	56,425 00	54,491 44	1,933 56	500 00	0 89%
PACCAR INC 693718-10-8 PCAR	1,000 000	41 00	41,000 00	28,181 10	12,818 90	360 00 90 00	0 88%
PFIZER INC 717081-10-3 PFE					N/A	354 60	
PRAXAIR INC 74005P-10-4 PX	1,000 000	77 60	77,600 00	41,530 00	36,070 00	1,800 00	2 32%
PROCTER & GAMBLE CO 742718-10-9 PG	750 000	61 09	45,817 50	44,390 33	1,427 17	1,445 25	3 15%
THE TRAVELERS COMPANIES INC. 89417E-10-9 TRV	1,000 000	49 47	49,470 00	41,379 00	8,091 00	1,440 00	2 91%
UNITED TECHNOLOGIES CORP 913017-10-9 UTX	1,000 000	67 38	67,380 00	48,002 00	19,378 00	1,700 00 425 00	2 52%
WAL MART STORES INC 931142-10-3 WMT	1,500 000	50 56	75,840 00	81,676 95	(5,836 95)	1,815 00 453 75	2 39%
WALT DISNEY CO 254687-10-6 DIS	2,000 000	33 42	66,840 00	46,940 00	19,900 00	700 00	1 05%
WELLS FARGO & CO 949746-10-1 WFC	3,000 000	28 69	86,070 00	68,670 00	17,400 00	600 00 150 00	0 70%
Total US Large Cap	38,048,000		\$1,748,252.14	\$840,002.87	\$908,249.27	\$40,102.25 \$6,793.85	2.29%

NELLIE K VAN SCHAICK T/W ACCT R79650009
As of 5/31/10

	Quantity	Price	Market Value	Tax Cost Adjusted Original	Unrealized Gain/Loss	Estimated Annual Income Accrued Dividends	Yield
US Mid Cap/Small Cap							
ISHARES RUSSELL MIDCAP GROWTH INDEX FUND 464287-48-1 IWP	814 000	46 65	37,973 10	47,811 84	(9,838 74)	321 53	0 85%
ISHARES RUSSELL MIDCAP INDEX FUND 464287-49-9 IWR	1,500 000	85 87	128,805 00	93,105 00	35,700 00	1,825 50	1 42%
ISHARES RUSSELL 2000 VALUE INDEX FUND 464287-63-0 IWN	771 000	62 57	48,241 47	36,025 75	12,215 72	771 77	1 60%
Total US Mid Cap/Small Cap	3,085,000		\$215,019.57	\$176,942.59	\$38,076.98	\$2,918.80	1.36%
Non US Equity							
ARTIO INTERNATIONAL EQUITY II - I 04315J-83-7 JETI X	18,713 000	10 48	196,112 24	204,158 83	(8,046 59)	10,834 82	5 52%
DODGE & COX INTERNATIONAL STOCK 256206-10-3 DODF X	3,246 753	28 93	93,928 56	100,000 00	(6,071 44)	1,415 58	1 51%
ISHARES MSCI ALL COUNTRY ASIA EX JAPAN INDEX FUND 464288-18-2 AAXJ	2,000 000	52 27	104,540 00	67,080 00	37,460 00	2,026 00	1 94%
IVY GLOBAL NATURAL RESOURCE-I 465899-50-8 IGNI X	2,929 115	16 38	47,978 90	50,000 00	(2,021 10)	128 88	0 27%
MANNING & NAPIER FUND INC WORLD OPPORTUNITIES SERIES FUND 563821-54-5 EXWA X	13,020 833	7 24	94,270 83	100,000 00	(5,729 17)	768.22	0 81%
MATTHEWS PACIFIC TIGER FUND -CL I 577130-10-7 MAPT X	5,447 857	18 43	100,404 00	100,884 54	(480 54)	795 38	0 79%

NELLIE K VAN SCHAIK T/W ACCT. R79650009
As of 5/31/10

	Quantity	Price	Market Value	Tax Cost Adjusted Original	Unrealized Gain/Loss	Estimated Annual Income		Yield
						Accrued Dividends		
Non US Equity								
NOVARTIS A G SPONSORED A/D/R 66987V-10-9 NVS	1,000 000	45 01	45,010 00	46,475 00	(1,465 00)	1,653 00		3 67 %
RIVERSOURCE INTL SER INC THRDNL ASPA R5 768915-73-8 TAPR X	6,504 770	11 33	73,699 04	75,000 00	(1,300 96)	130 09		0 18 %
Total Non US Equity	52,862.328		\$755,943.57	\$743,598.37	\$12,345.20	\$17,751.97		2.35 %

NELLIE K VAN SCHAIK T/W ACCT. R79650009
As of 5/31/10

Cash & Short Term Summary*

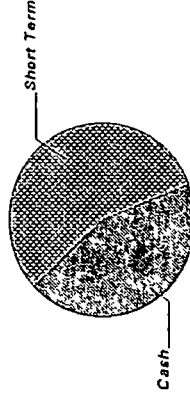
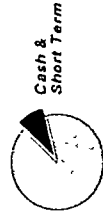
Asset Categories	Beginning Market Value	Ending Market Value	Change In Value	Current Allocation
Cash	369,443.20	201,085.77	(168,357.43)	4%
Short Term	355,421.50	253,994.50	(101,427.00)	5%
Total Value	\$724,864.70	\$455,080.27	(\$269,784.43)	9%

*Includes Principal balances only

Market Value/Cost

	Current Period Value
Market Value	455,080.27
Tax Cost	454,124.82
Unrealized Gain/Loss	955.45
Estimated Annual Income	14,075.54
Accrued Interest	5,243.65
Yield	0.49%

Asset Categories



SUMMARY BY MATURITY

Short Term	Market Value
Less than 3 months	150,187.50
6-12 months	103,807.00
Total Value	\$253,994.50

SUMMARY BY TYPE

Short Term	Market Value	% of Bond Portfolio
Corporate Bonds	103,807.00	41%
Government and Agency Bonds	150,187.50	59%
Total Value	\$253,994.50	100%

NELLIE K VAN SCHAICK T/W ACCT. R79650009
As of 5/31/10

Note ¹ This is the Annual Percentage Yield (APY) which is the rate earned if balances remain on deposit for a full year with compounding, there is no change in the interest rate and all interest is left in the account

Cash & Short Term Detail

	Quantity	Price	Market Value	Tax Cost Adjusted Original	Unrealized Gain/Loss	Estimated Annual Income Accrued Interest	Yield
Cash							
US DOLLAR PRINCIPAL	201,085.77	1.00	201,085.77	201,085.77		100.54	0.05 % ¹
Short Term							
FEDERAL HOME LOAN BANK							
5 1/4% JUN 11 2010	150,000.00	100.13	150,187.50	151,471.05	(1,283.55)	7,875.00	0.73 %
DTD 5/8/2006						3,718.65	
3133XF-LE-4 AAA /AAA							
BOEING CAPITAL CORP							
SR NOTES 6 10% MAR 1 2011	100,000.00	103.81	103,807.00	101,568.00	2,239.00	6,100.00	0.99 %
DTD 3/8/2001						1,525.00	
097014-AD-6 A /A2							
Total Short Term	250,000.00		\$253,994.50	\$253,039.05	\$955.45	\$13,975.00	0.84 %
						\$5,243.65	

Fixed Income Summary

Asset Categories	Beginning Market Value	Ending Market Value	Change In Value	Current Allocation
US Fixed Income - Taxable	1,511,461.86	1,867,535.03	356,073.17	37%

Asset Categories



Market Value/Cost

	Current Period Value
Market Value	1,867,535.03
Tax Cost	1,822,075.56
Unrealized Gain/Loss	45,459.47
Estimated Annual Income	89,647.73
Accrued Interest	14,895.17
Yield	3.17%

SUMMARY BY MATURITY

Fixed Income	Market Value	% of Bond Portfolio
Less than 5 years ¹	1,697,519.03	91%
5-10 years ¹	170,016.00	9%
Total Value	\$1,867,535.03	100%

¹ The years indicate the number of years until the bond is scheduled to mature based on the statement end date. Some bonds may be called, or paid in full, before their stated maturity.

SUMMARY BY TYPE

Fixed Income	Market Value	% of Bond Portfolio
Corporate Bonds	317,835.00	17%
Government and Agency Bonds	599,774.50	32%
Mortgage and Asset Backed Bonds	109,594.00	6%
Mutual Funds	840,331.53	45%
Total Value	\$1,867,535.03	100%

NELLIE K VAN SCHAICK T/W ACCT R79650009
As of 5/31/10

Fixed Income Detail

	Quantity	Price	Market Value	Tax Cost		Unrealized Gain/Loss	Estimated Annual Income		Yield
				Adjusted	Original		Accrued Interest		
US Fixed Income - Taxable									
GOLDMAN SACHS TRUST	22,395 000	6 89	154,301 55	157,660 80		(3,359 25)	12,294 85		7 97 %
HIGH YIELD FUND INSTITUTIONAL SHS 38141W-67-9									
JPMORGAN STRATEGIC INCOME OPPORTUNITIES FUND 3844	4,340 278	11 59	50,303 82	50,000 00		303 82	1,775 17		3 53 %
30-Day Annualized Yield 2 51% 4812A4-35-1							112 85		
JPMORGAN SHORT DURATION BOND FUND SELECT CLASS	14,445 795	10 92	157,748 08	158,181 46		(433 38)	3,755 90		2 38 %
FUND 3133							260 02		
30-Day Annualized Yield 1 48% 4812C1-33-0									
VANGUARD FIXED INCOME SECS F INTR TRM CP PT	10,675 000	9 86	105,255 50	106,109 50		(854 00)	5,145 35		4 89 %
(FUND 71) 922031-88-5									
FIDELITY ADVISOR HIGH INCOME ADVANTAGE FUND	18,324 496	8 76	160,522 58	168,585 37		(8,062 79)	9,400 46		5 86 %
315807-87-5									
ISHARES BARCLAYS TIPS BOND FUND 464287-17-6	2,000 000	106 10	212,200 00	207,595 82		4,604 18	7,526 00		3 55 %
FEDERAL HOME LOAN BANK CONS SER RY11 4 7/8% NOV 15 2011	150,000 000	105 94	158,907 00	156,234 00		2,673 00	7,312 50		0 76 %
DTD 11/15/2001 3133MJ-UQ-1 AAA /AAA							324 90		

NELLIE K VAN SCHAICK T/W ACCT. R79650009
As of 5/31/10

	Quantity	Price	Market Value	Tax Cost	Unrealized Gain/Loss	Estimated		Yield
				Adjusted Original		Annual Income	Accrued Interest	
US Fixed Income - Taxable								
CITIGROUP INC 6% FEB 21 2012 DTD 2/21/2002 172967-BJ-9 A /A3	150,000 000	104 69	157,035 00	155,931 00	1,104 00	9,000 00 2,499 90		3 18%
GENERAL ELECTRIC CAPITAL CORP MEDIUM TERM NOTES 6% JUN 15 2012 DTD 6/7/2002 36962G-YY-4 AA+ /AA2	150,000 000	107 20	160,800 00	155,973 00	4,827 00	9,000 00 4,149 90		2 36%
FREDDIE MAC NOTES 5 1/8% JUL 15 2012 DTD 7/16/2002 3134A4-QD-9 AAA /AAA	150,000 000	108 72	163,078 50	151,449 60	11,628 90	7,687 50 2,904 15		0 96%
U S A NOTES 4 3/8% AUG 15 2012 DTD 8/15/2002 912828-AJ-9 AAA /AAA	100,000 000	107 77	107,773 00	103,785 16	3,987 84	4,375 00 1,281 00		0 82%
FREDDIE MAC NOTES 4 1/2% JAN 15 2014 DTD 1/16/2004 3134A4-UM-4 AAA /AAA	100,000 000	109 59	109,594 00	97,730 50	11,863 50	4,500 00 1,700 00		1 75%
FANNIE MAE NOTES 5 1/4% SEP 15 2016 DTD 8/17/2006 31359M-W4-1 AAA /AAA	150,000 000	113 34	170,016 00	152,839 35	17,176 65	7,875 00 1,662 45		2 91%
Total US Fixed Income - Taxable	1,022,180.569		\$1,867,535.03	\$1,822,075.56	\$45,459.47	\$89,647.73 \$14,895.17		3.17%