



See a Social Security Number? Say Something!
Report Privacy Problems to <https://public.resource.org/privacy>
Or call the IRS Identity Theft Hotline at 1-800-908-4490



2

Form **990-PF**

Return of Private Foundation
or Section 4947(a)(1) Nonexempt Charitable Trust
Treated as a Private Foundation

OMB No 1545-0052

2009

Department of the Treasury
Internal Revenue Service

Note: The foundation may be able to use a copy of this return to satisfy state reporting requirements

For calendar year 2009, or tax year beginning 06/01, 2009, and ending 05/31, 2010

G Check all that apply. Initial return Initial return of a former public charity Final return
 Amended return Address change Name change

| | | | |
|---|--|------------|--|
| Use the IRS label. Otherwise, print or type. See Specific Instructions. | Name of foundation BARNARD, E.H. CHARITABLE TRUST 56-7903673 | | A Employer identification number 56-6299574 |
| | Number and street (or P O box number if mail is not delivered to street address) | Room/suite | B Telephone number (see page 10 of the instructions) () - |
| | City or town, state, and ZIP code ORLANDO, FL 32802-1908 | | C If exemption application is pending, check here <input type="checkbox"/> D 1 Foreign organizations, check here <input type="checkbox"/> 2 Foreign organizations meeting the 85% test, check here and attach computation <input type="checkbox"/> |

H Check type of organization Section 501(c)(3) exempt private foundation
 Section 4947(a)(1) nonexempt charitable trust Other taxable private foundation

I Fair market value of all assets at end of year (from Part II, col. (c), line 16) **\$ 4,393,680.**

J Accounting method Cash Accrual
 Other (specify) _____ (Part I, column (d) must be on cash basis.)

E If private foundation status was terminated under section 507(b)(1)(A), check here
 F If the foundation is in a 60-month termination under section 507(b)(1)(B), check here

| Part I Analysis of Revenue and Expenses (The total of amounts in columns (b), (c), and (d) may not necessarily equal the amounts in column (a) (see page 11 of the instructions)) | | (a) Revenue and expenses per books | (b) Net investment income | (c) Adjusted net income | (d) Disbursements for charitable purposes (cash basis only) |
|---|---|------------------------------------|---------------------------|-------------------------|---|
| 1 | Contributions, gifts, grants, etc., received (attach schedule) | | | | |
| 2 | Check <input checked="" type="checkbox"/> if the foundation is not required to attach Sch. B. | | | | |
| 3 | Interest on savings and temporary cash investments | | | | |
| 4 | Dividends and interest from securities | 127,864. | 127,309. | | STMT 1 |
| 5a | Gross rents | | | | |
| b | Net rental income or (loss) | | | | |
| 6a | Net gain or (loss) from sale of assets not on line 10 | 75,476. | | | |
| b | Gross sales price for all assets on line 6a | 1,863,310. | | | |
| 7 | Capital gain net income (from Part IV, line 2) | | 75,474. | | |
| 8 | Net short-term capital gain | | | | |
| 9 | Income modifications | | | | |
| 10a | Gross sales less returns and allowances | | | | |
| b | Less Cost of goods sold | | | | |
| c | Gross profit or (loss) (attach schedule) | | | | |
| 11 | Other income (attach schedule) | 2,314. | | | STMT 2 |
| 12 | Total. Add lines 1 through 11 | 205,654. | 202,783. | | |
| 13 | Compensation of officers, directors, trustees, etc. | 46,301. | 23,150. | | 23,151. |
| 14 | Other employee salaries and wages | | | | |
| 15 | Pension plans, employee benefits | | | | |
| 16a | Legal fees (attach schedule) | | | | |
| b | Accounting fees (attach schedule) | | | | |
| c | Other professional fees (attach schedule) | | | | |
| 17 | Interest | | | | |
| 18 | Taxes (attach schedule) (see page 14 of the instructions) | 4. | 517. | | |
| 19 | Depreciation (attach schedule) and depletion | | | | |
| 20 | Occupancy | | | | |
| 21 | Travel, conferences, and meetings | | | | |
| 22 | Printing and publications | | | | |
| 23 | Other expenses (attach schedule) STMT 4 | 7. | 7. | | |
| 24 | Total operating and administrative expenses. Add lines 13 through 23 | 46,312. | 23,674. | | 23,151. |
| 25 | Contributions, gifts, grants paid | 197,472. | | | 197,472. |
| 26 | Total expenses and disbursements. Add lines 24 and 25 | 243,784. | 23,674. | | 220,623. |
| 27 | Subtract line 26 from line 12 | | | | |
| a | Excess of revenue over expenses and disbursements | -38,130. | | | |
| b | Net investment income (if negative, enter -0-) | | 179,109. | | |
| c | Adjusted net income (if negative, enter -0-) | | | | |

RECEIVED
 OCT 19 2010
 OGDEN UT
 IRS-OSC

19 NE

ENVELOPE OCT 15 2010 POSTMARK DATE

SCANNED OCT 27 2010 Revenue

Operating and Administrative Expenses

| Part II Balance Sheets | | Attached schedules and amounts in the description column should be for end-of-year amounts only (See instructions) | | | |
|-----------------------------|---|--|---|------------|--------|
| | | Beginning of year (a) Book Value | End of year (b) Book Value (c) Fair Market Value | | |
| Assets | 1 | Cash - non-interest-bearing | | | |
| | 2 | Savings and temporary cash investments | 209,680. | 1,389. | 1,389. |
| | 3 | Accounts receivable | | | |
| | | Less: allowance for doubtful accounts | | | |
| | 4 | Pledges receivable | | | |
| | | Less: allowance for doubtful accounts | | | |
| | 5 | Grants receivable | | | |
| | 6 | Receivables due from officers, directors, trustees, and other disqualified persons (attach schedule) (see page 16 of the instructions) | | | |
| | 7 | Other notes and loans receivable (attach schedule) | | | |
| | | Less: allowance for doubtful accounts | | | |
| | 8 | Inventories for sale or use | | | |
| | 9 | Prepaid expenses and deferred charges | | | |
| | 10 a | Investments - U.S. and state government obligations (attach schedule) | | | |
| | b | Investments - corporate stock (attach schedule) STMT 5 | 1,489,791. | | |
| | c | Investments - corporate bonds (attach schedule) | | | |
| | 11 | Investments - land, buildings, and equipment basis | | | |
| | Less: accumulated depreciation (attach schedule) | | | | |
| 12 | Investments - mortgage loans | | | | |
| 13 | Investments - other (attach schedule) STMT 6 | 2,502,602. | 4,160,508. | 4,392,291. | |
| 14 | Land, buildings, and equipment basis | | | | |
| | Less: accumulated depreciation (attach schedule) | | | | |
| 15 | Other assets (describe) | | | | |
| 16 | Total assets (to be completed by all filers - see the instructions. Also, see page 1, item I) | 4,202,073. | 4,161,897. | 4,393,680. | |
| Liabilities | 17 | Accounts payable and accrued expenses | | | |
| | 18 | Grants payable | | | |
| | 19 | Deferred revenue | | | |
| | 20 | Loans from officers, directors, trustees, and other disqualified persons | | | |
| | 21 | Mortgages and other notes payable (attach schedule) | | | |
| | 22 | Other liabilities (describe) | | | |
| 23 | Total liabilities (add lines 17 through 22) | | | | |
| Net Assets or Fund Balances | Foundations that follow SFAS 117, check here and complete lines 24 through 26 and lines 30 and 31. <input type="checkbox"/> | | | | |
| | 24 | Unrestricted | | | |
| | 25 | Temporarily restricted | | | |
| | 26 | Permanently restricted | | | |
| | Foundations that do not follow SFAS 117, check here and complete lines 27 through 31. <input checked="" type="checkbox"/> | | | | |
| | 27 | Capital stock, trust principal, or current funds | 4,201,295. | 4,161,897. | |
| | 28 | Paid-in or capital surplus, or land, bldg, and equipment fund | | | |
| | 29 | Retained earnings, accumulated income, endowment, or other funds | 778. | | |
| | 30 | Total net assets or fund balances (see page 17 of the instructions) | 4,202,073. | 4,161,897. | |
| | 31 | Total liabilities and net assets/fund balances (see page 17 of the instructions) | 4,202,073. | 4,161,897. | |

Part III Analysis of Changes in Net Assets or Fund Balances

| | | | |
|---|--|---|------------|
| 1 | Total net assets or fund balances at beginning of year - Part II, column (a), line 30 (must agree with end-of-year figure reported on prior year's return) | 1 | 4,202,073. |
| 2 | Enter amount from Part I, line 27a | 2 | -38,130. |
| 3 | Other increases not included in line 2 (itemize) SEE STATEMENT 7 | 3 | 2. |
| 4 | Add lines 1, 2, and 3 | 4 | 4,163,945. |
| 5 | Decreases not included in line 2 (itemize) SEE STATEMENT 8 | 5 | 2,048. |
| 6 | Total net assets or fund balances at end of year (line 4 minus line 5) - Part II, column (b), line 30 | 6 | 4,161,897. |

Part IV Capital Gains and Losses for Tax on Investment Income

(a) List and describe the kind(s) of property sold (e.g., real estate, 2-story brick warehouse, or common stock, 200 shs. MLC Co)

| (a) | (b) How acquired P-Purchase D-Donation | (c) Date acquired (mo., day, yr.) | (d) Date sold (mo., day, yr.) |
|-----------------------|--|--------------------------------------|----------------------------------|
| 1a SEE PART IV DETAIL | | | |
| b | | | |
| c | | | |
| d | | | |
| e | | | |

| (e) Gross sales price | (f) Depreciation allowed (or allowable) | (g) Cost or other basis plus expense of sale | (h) Gain or (loss) (e) plus (f) minus (g) |
|-----------------------|--|---|--|
| a | | | |
| b | | | |
| c | | | |
| d | | | |
| e | | | |

Complete only for assets showing gain in column (h) and owned by the foundation on 12/31/69

| (i) F.M.V. as of 12/31/69 | (j) Adjusted basis as of 12/31/69 | (k) Excess of col. (i) over col. (j), if any | (l) Gains (Col. (h) gain minus col. (k), but not less than -0-) or Losses (from col. (h)) |
|---------------------------|--------------------------------------|---|---|
| a | | | |
| b | | | |
| c | | | |
| d | | | |
| e | | | |

2 Capital gain net income or (net capital loss) { If gain, also enter in Part I, line 7
If (loss), enter -0- in Part I, line 7 } 2 75,474.

3 Net short-term capital gain or (loss) as defined in sections 1222(5) and (6):
If gain, also enter in Part I, line 8, column (c) (see pages 13 and 17 of the instructions).
If (loss), enter -0- in Part I, line 8: } 3

Part V Qualification Under Section 4940(e) for Reduced Tax on Net Investment Income

(For optional use by domestic private foundations subject to the section 4940(a) tax on net investment income.)

If section 4940(d)(2) applies, leave this part blank.

Was the foundation liable for the section 4942 tax on the distributable amount of any year in the base period? Yes No
If "Yes," the foundation does not qualify under section 4940(e). Do not complete this part.

1 Enter the appropriate amount in each column for each year, see page 18 of the instructions before making any entries.

| (a) Base period years Calendar year (or tax year beginning in) | (b) Adjusted qualifying distributions | (c) Net value of noncharitable-use assets | (d) Distribution ratio (col. (b) divided by col. (c)) |
|--|--|--|---|
| 2008 | 264,109. | 4,326,807. | 0.06104016195 |
| 2007 | 258,315. | 5,469,047. | 0.04723217775 |
| 2006 | 247,563. | 5,392,643. | 0.04590754478 |
| 2005 | 218,509. | 5,157,891. | 0.04236402049 |
| 2004 | 280,452. | 5,186,226. | 0.05407631677 |

2 Total of line 1, column (d) 2 0.25062022174

3 Average distribution ratio for the 5-year base period - divide the total on line 2 by 5, or by the number of years the foundation has been in existence if less than 5 years 3 0.05012404435

4 Enter the net value of noncharitable-use assets for 2009 from Part X, line 5 4 4,436,029.

5 Multiply line 4 by line 3 5 222,352.

6 Enter 1% of net investment income (1% of Part I, line 27b) 6 1,791.

7 Add lines 5 and 6 7 224,143.

8 Enter qualifying distributions from Part XII, line 4 8 220,623.
If line 8 is equal to or greater than line 7, check the box in Part VI, line 1b, and complete that part using a 1% tax rate. See the Part VI instructions on page 18

Part VI Excise Tax Based on Investment Income (Section 4940(a), 4940(b), 4940(e), or 4948 - see page 18 of the instructions)

Table with 11 rows for excise tax calculations. Includes categories like 'Exempt operating foundations', 'Domestic foundations', 'Tax under section 511', and 'Credits/Payments'. Total tax due is 2,098.

Part VII-A Statements Regarding Activities

Table with 10 rows for activity statements. Includes questions about political campaigns, political expenditures, and state reporting. Includes handwritten 'N/A' and 'Refunded'.

Part VII-A Statements Regarding Activities (continued)

| | | | | |
|----|--|----|---|---|
| 11 | At any time during the year, did the foundation, directly or indirectly, own a controlled entity within the meaning of section 512(b)(13)? If "Yes," attach schedule (see page 20 of the instructions) | 11 | | X |
| 12 | Did the foundation acquire a direct or indirect interest in any applicable insurance contract before August 17, 2008? | 12 | | X |
| 13 | Did the foundation comply with the public inspection requirements for its annual returns and exemption application? Website address ▶ N/A | 13 | X | |
| 14 | The books are in care of ▶ SUNTRUST BANK Telephone no. ▶ (888) 942-3272 Located at ▶ P.O. BOX 1908, ORLANDO, FL ZIP + 4 ▶ 32802-1908 | | | |
| 15 | Section 4947(a)(1) nonexempt charitable trusts filing Form 990-PF in lieu of Form 1041 - Check here and enter the amount of tax-exempt interest received or accrued during the year ▶ 15 | | | |

Part VII-B Statements Regarding Activities for Which Form 4720 May Be Required

| File Form 4720 if any item is checked in the "Yes" column, unless an exception applies. | | Yes | No |
|---|--|-----|-----|
| 1a | During the year did the foundation (either directly or indirectly) | | |
| (1) | Engage in the sale or exchange, or leasing of property with a disqualified person? <input type="checkbox"/> Yes <input checked="" type="checkbox"/> No | | |
| (2) | Borrow money from, lend money to, or otherwise extend credit to (or accept it from) a disqualified person? <input type="checkbox"/> Yes <input checked="" type="checkbox"/> No | | |
| (3) | Furnish goods, services, or facilities to (or accept them from) a disqualified person? <input type="checkbox"/> Yes <input checked="" type="checkbox"/> No | | |
| (4) | Pay compensation to, or pay or reimburse the expenses of, a disqualified person? <input checked="" type="checkbox"/> Yes <input type="checkbox"/> No | | |
| (5) | Transfer any income or assets to a disqualified person (or make any of either available for the benefit or use of a disqualified person)? <input type="checkbox"/> Yes <input checked="" type="checkbox"/> No | | |
| (6) | Agree to pay money or property to a government official? (Exception. Check "No" if the foundation agreed to make a grant to or to employ the official for a period after termination of government service, if terminating within 90 days.) <input type="checkbox"/> Yes <input checked="" type="checkbox"/> No | | |
| b | If any answer is "Yes" to 1a(1)-(6), did any of the acts fail to qualify under the exceptions described in Regulations section 53.4941(d)-3 or in a current notice regarding disaster assistance (see page 20 of the instructions)? <input type="checkbox"/> Yes <input checked="" type="checkbox"/> No Organizations relying on a current notice regarding disaster assistance check here ▶ | 1b | N/A |
| c | Did the foundation engage in a prior year in any of the acts described in 1a, other than excepted acts, that were not corrected before the first day of the tax year beginning in 2009? | 1c | X |
| 2 | Taxes on failure to distribute income (section 4942) (does not apply for years the foundation was a private operating foundation defined in section 4942(j)(3) or 4942(j)(5)) | | |
| a | At the end of tax year 2009, did the foundation have any undistributed income (lines 6d and 6e, Part XIII) for tax year(s) beginning before 2009? <input type="checkbox"/> Yes <input checked="" type="checkbox"/> No If "Yes," list the years ▶ | | |
| b | Are there any years listed in 2a for which the foundation is not applying the provisions of section 4942(a)(2) (relating to incorrect valuation of assets) to the year's undistributed income? (If applying section 4942(a)(2) to all years listed, answer "No" and attach statement - see page 20 of the instructions) | 2b | X |
| c | If the provisions of section 4942(a)(2) are being applied to any of the years listed in 2a, list the years here. ▶ | | |
| 3a | Did the foundation hold more than a 2% direct or indirect interest in any business enterprise at any time during the year? <input type="checkbox"/> Yes <input checked="" type="checkbox"/> No | | |
| b | If "Yes," did it have excess business holdings in 2009 as a result of (1) any purchase by the foundation or disqualified persons after May 26, 1969, (2) the lapse of the 5-year period (or longer period approved by the Commissioner under section 4943(c)(7)) to dispose of holdings acquired by gift or bequest, or (3) the lapse of the 10-, 15-, or 20-year first phase holding period? (Use Schedule C, Form 4720, to determine if the foundation had excess business holdings in 2009) | 3b | N/A |
| 4a | Did the foundation invest during the year any amount in a manner that would jeopardize its charitable purposes? | 4a | X |
| b | Did the foundation make any investment in a prior year (but after December 31, 1969) that could jeopardize its charitable purpose that had not been removed from jeopardy before the first day of the tax year beginning in 2009? | 4b | X |

Part VII-B Statements Regarding Activities for Which Form 4720 May Be Required (continued)

- 5a During the year did the foundation pay or incur any amount to
 - (1) Carry on propaganda, or otherwise attempt to influence legislation (section 4945(e))? Yes No
 - (2) Influence the outcome of any specific public election (see section 4955), or to carry on, directly or indirectly, any voter registration drive? Yes No
 - (3) Provide a grant to an individual for travel, study, or other similar purposes? Yes No
 - (4) Provide a grant to an organization other than a charitable, etc., organization described in section 509(a)(1), (2), or (3), or section 4940(d)(2)? (see page 22 of the instructions) Yes No
 - (5) Provide for any purpose other than religious, charitable, scientific, literary, or educational purposes, or for the prevention of cruelty to children or animals? Yes No
- b If any answer is "Yes" to 5a(1)-(5), did any of the transactions fail to qualify under the exceptions described in Regulations section 53.4945 or in a current notice regarding disaster assistance (see page 22 of the instructions)? Yes No
 Organizations relying on a current notice regarding disaster assistance check here
- c If the answer is "Yes" to question 5a(4), does the foundation claim exemption from the tax because it maintained expenditure responsibility for the grant? Yes No
 If "Yes," attach the statement required by Regulations section 53.4945-5(d). *NIA*
- 6a Did the foundation, during the year, receive any funds, directly or indirectly, to pay premiums on a personal benefit contract? Yes No
- b Did the foundation, during the year, pay premiums, directly or indirectly, on a personal benefit contract? Yes No
 If "Yes" to 6b, file Form 8870.
- 7a At any time during the tax year, was the foundation a party to a prohibited tax shelter transaction? Yes No
- b If yes, did the foundation receive any proceeds or have any net income attributable to the transaction? Yes No

| | | | |
|----|--|-----|---|
| | | | |
| 5b | | NIA | |
| 6b | | | X |
| 7b | | NIA | |

Part VIII Information About Officers, Directors, Trustees, Foundation Managers, Highly Paid Employees, and Contractors

1 List all officers, directors, trustees, foundation managers and their compensation (see page 22 of the instructions).

| (a) Name and address | (b) Title, and average hours per week devoted to position | (c) Compensation (if not paid, enter -0-) | (d) Contributions to employee benefit plans and deferred compensation | (e) Expense account, other allowances |
|----------------------|---|---|---|---------------------------------------|
| SEE STATEMENT 10 | | 46,301. | -0- | -0- |
| | | | | |
| | | | | |
| | | | | |
| | | | | |

2 Compensation of five highest-paid employees (other than those included on line 1 - see page 23 of the instructions). If none, enter "NONE."

| (a) Name and address of each employee paid more than \$50,000 | (b) Title, and average hours per week devoted to position | (c) Compensation | (d) Contributions to employee benefit plans and deferred compensation | (e) Expense account, other allowances |
|---|---|------------------|---|---------------------------------------|
| NONE | | NONE | NONE | NONE |
| | | | | |
| | | | | |
| | | | | |
| | | | | |

Total number of other employees paid over \$50,000 **NONE**

Part VIII Information About Officers, Directors, Trustees, Foundation Managers, Highly Paid Employees, and Contractors (continued)

3 Five highest-paid independent contractors for professional services (see page 23 of the instructions). If none, enter "NONE."

| (a) Name and address of each person paid more than \$50,000 | (b) Type of service | (c) Compensation |
|---|---------------------|------------------|
| NONE | | NONE |
| ----- | | |
| ----- | | |
| ----- | | |
| ----- | | |
| ----- | | |

Total number of others receiving over \$50,000 for professional services **NONE**

Part IX-A Summary of Direct Charitable Activities

| List the foundation's four largest direct charitable activities during the tax year. Include relevant statistical information such as the number of organizations and other beneficiaries served, conferences convened, research papers produced, etc. | Expenses |
|--|----------|
| 1 NONE | |
| ----- | |
| 2 | |
| ----- | |
| 3 | |
| ----- | |
| 4 | |
| ----- | |

Part IX-B Summary of Program-Related Investments (see page 23 of the instructions)

| Describe the two largest program-related investments made by the foundation during the tax year on lines 1 and 2. | Amount |
|---|--------|
| 1 NONE | |
| ----- | |
| 2 | |
| ----- | |
| All other program-related investments See page 24 of the instructions. | |
| 3 NONE | |
| ----- | |
| Total. Add lines 1 through 3 | |

Part X Minimum Investment Return (All domestic foundations must complete this part. Foreign foundations, see page 24 of the instructions.)

| | | | |
|---|--|----|------------|
| 1 | Fair market value of assets not used (or held for use) directly in carrying out charitable, etc., purposes. | | |
| a | Average monthly fair market value of securities | 1a | 4,449,336. |
| b | Average of monthly cash balances | 1b | 54,247. |
| c | Fair market value of all other assets (see page 24 of the instructions) | 1c | NONE |
| d | Total (add lines 1a, b, and c) | 1d | 4,503,583. |
| e | Reduction claimed for blockage or other factors reported on lines 1a and 1c (attach detailed explanation) | 1e | |
| 2 | Acquisition indebtedness applicable to line 1 assets | 2 | NONE |
| 3 | Subtract line 2 from line 1d | 3 | 4,503,583. |
| 4 | Cash deemed held for charitable activities. Enter 1 1/2% of line 3 (for greater amount, see page 25 of the instructions) | 4 | 67,554. |
| 5 | Net value of noncharitable-use assets. Subtract line 4 from line 3. Enter here and on Part V, line 4 | 5 | 4,436,029. |
| 6 | Minimum investment return. Enter 5% of line 5 | 6 | 221,801. |

Part XI Distributable Amount (see page 25 of the instructions) (Section 4942(j)(3) and (j)(5) private operating foundations and certain foreign organizations check here and do not complete this part.)

| | | | |
|----|---|----|----------|
| 1 | Minimum investment return from Part X, line 6 | 1 | 221,801. |
| 2a | Tax on investment income for 2009 from Part VI, line 5 | 2a | 3,582. |
| b | Income tax for 2009. (This does not include the tax from Part VI.) | 2b | |
| c | Add lines 2a and 2b | 2c | 3,582. |
| 3 | Distributable amount before adjustments. Subtract line 2c from line 1 | 3 | 218,219. |
| 4 | Recoveries of amounts treated as qualifying distributions | 4 | NONE |
| 5 | Add lines 3 and 4 | 5 | 218,219. |
| 6 | Deduction from distributable amount (see page 25 of the instructions) | 6 | NONE |
| 7 | Distributable amount as adjusted. Subtract line 6 from line 5. Enter here and on Part XIII, line 1 | 7 | 218,219. |

Part XII Qualifying Distributions (see page 25 of the instructions)

| | | | |
|---|---|----|----------|
| 1 | Amounts paid (including administrative expenses) to accomplish charitable, etc., purposes. | | |
| a | Expenses, contributions, gifts, etc. - total from Part I, column (d), line 26 | 1a | 220,623. |
| b | Program-related investments - total from Part IX-B | 1b | |
| 2 | Amounts paid to acquire assets used (or held for use) directly in carrying out charitable, etc., purposes | 2 | NONE |
| 3 | Amounts set aside for specific charitable projects that satisfy the. | | |
| a | Suitability test (prior IRS approval required) | 3a | NONE |
| b | Cash distribution test (attach the required schedule) | 3b | NONE |
| 4 | Qualifying distributions. Add lines 1a through 3b. Enter here and on Part V, line 8, and Part XIII, line 4 | 4 | 220,623. |
| 5 | Foundations that qualify under section 4940(e) for the reduced rate of tax on net investment income. Enter 1% of Part I, line 27b (see page 26 of the instructions) | 5 | N/A |
| 6 | Adjusted qualifying distributions. Subtract line 5 from line 4 | 6 | 220,623. |

Note: The amount on line 6 will be used in Part V, column (b), in subsequent years when calculating whether the foundation qualifies for the section 4940(e) reduction of tax in those years.

Part XIII Undistributed Income (see page 26 of the instructions)

| | (a) Corpus | (b) Years prior to 2008 | (c) 2008 | (d) 2009 |
|--|---------------|----------------------------|-------------|-------------|
| 1 Distributable amount for 2009 from Part XI, line 7 | | | | 218,219. |
| 2 Undistributed income, if any, as of the end of 2009 | | | | |
| a Enter amount for 2008 only | | | 197,472. | |
| b Total for prior years 20 <u>07</u> , 20 <u> </u> , 20 <u> </u> | | NONE | | |
| 3 Excess distributions carryover, if any, to 2009 | | | | |
| a From 2004 | NONE | | | |
| b From 2005 | NONE | | | |
| c From 2006 | NONE | | | |
| d From 2007 | NONE | | | |
| e From 2008 | NONE | | | |
| f Total of lines 3a through e | NONE | | | |
| 4 Qualifying distributions for 2009 from Part XII, line 4 ▶ \$ <u>220,623.</u> | | | | |
| a Applied to 2008, but not more than line 2a | | | 197,472. | |
| b Applied to undistributed income of prior years (Election required - see page 26 of the instructions) | | NONE | | |
| c Treated as distributions out of corpus (Election required - see page 26 of the instructions) | NONE | | | |
| d Applied to 2009 distributable amount | | | | 23,151. |
| e Remaining amount distributed out of corpus | NONE | | | |
| 5 Excess distributions carryover applied to 2009 (If an amount appears in column (d), the same amount must be shown in column (a)) | NONE | | | NONE |
| 6 Enter the net total of each column as indicated below: | | | | |
| a Corpus. Add lines 3f, 4c, and 4e. Subtract line 5 | NONE | | | |
| b Prior years' undistributed income. Subtract line 4b from line 2b | | NONE | | |
| c Enter the amount of prior years' undistributed income for which a notice of deficiency has been issued, or on which the section 4942(a) tax has been previously assessed | | NONE | | |
| d Subtract line 6c from line 6b. Taxable amount - see page 27 of the instructions | | NONE | | |
| e Undistributed income for 2008. Subtract line 4a from line 2a. Taxable amount - see page 27 of the instructions | | | None | |
| f Undistributed income for 2009. Subtract lines 4d and 5 from line 1. This amount must be distributed in 2010. | | | | 195,068. |
| 7 Amounts treated as distributions out of corpus to satisfy requirements imposed by section 170(b)(1)(F) or 4942(g)(3) (see page 27 of the instructions) | NONE | | | |
| 8 Excess distributions carryover from 2004 not applied on line 5 or line 7 (see page 27 of the instructions) | NONE | | | |
| 9 Excess distributions carryover to 2010. Subtract lines 7 and 8 from line 6a | NONE | | | |
| 10 Analysis of line 9 | | | | |
| a Excess from 2005 | NONE | | | |
| b Excess from 2006 | NONE | | | |
| c Excess from 2007 | NONE | | | |
| d Excess from 2008 | NONE | | | |
| e Excess from 2009 | NONE | | | |

Part XIV Private Operating Foundations (see page 27 of the instructions and Part VII-A, question 9) **NOT APPLICABLE**

1a If the foundation has received a ruling or determination letter that it is a private operating foundation, and the ruling is effective for 2009, enter the date of the ruling

b Check box to indicate whether the foundation is a private operating foundation described in section 4942(j)(3) or 4942(j)(5)

| | Tax year | Prior 3 years | | | (e) Total |
|---|----------|---------------|----------|----------|-----------|
| | (a) 2009 | (b) 2008 | (c) 2007 | (d) 2006 | |
| 2a Enter the lesser of the adjusted net income from Part I or the minimum investment return from Part X for each year listed | | | | | |
| b 85% of line 2a | | | | | |
| c Qualifying distributions from Part XII, line 4 for each year listed | | | | | |
| d Amounts included in line 2c not used directly for active conduct of exempt activities | | | | | |
| e Qualifying distributions made directly for active conduct of exempt activities. Subtract line 2d from line 2c | | | | | |
| 3 Complete 3a, b, or c for the alternative test relied upon | | | | | |
| a "Assets" alternative test - enter | | | | | |
| (1) Value of all assets | | | | | |
| (2) Value of assets qualifying under section 4942(j)(3)(B)(i) | | | | | |
| b "Endowment" alternative test - enter 2/3 of minimum investment return shown in Part X, line 6 for each year listed | | | | | |
| c "Support" alternative test - enter | | | | | |
| (1) Total support other than gross investment income (interest, dividends, rents, payments on securities loans (section 512(a)(5)), or royalties) | | | | | |
| (2) Support from general public and 5 or more exempt organizations as provided in section 4942(j)(3)(B)(iii) | | | | | |
| (3) Largest amount of support from an exempt organization | | | | | |
| (4) Gross investment income | | | | | |

Part XV Supplementary Information (Complete this part only if the foundation had \$5,000 or more in assets at any time during the year - see page 28 of the instructions.)

1 Information Regarding Foundation Managers:

a List any managers of the foundation who have contributed more than 2% of the total contributions received by the foundation before the close of any tax year (but only if they have contributed more than \$5,000). (See section 507(d)(2).)

N/A

b List any managers of the foundation who own 10% or more of the stock of a corporation (or an equally large portion of the ownership of a partnership or other entity) of which the foundation has a 10% or greater interest.

N/A

2 Information Regarding Contribution, Grant, Gift, Loan, Scholarship, etc., Programs:

Check here if the foundation only makes contributions to preselected charitable organizations and does not accept unsolicited requests for funds. If the foundation makes gifts, grants, etc. (see page 28 of the instructions) to individuals or organizations under other conditions, complete items 2a, b, c, and d.

a The name, address, and telephone number of the person to whom applications should be addressed:

b The form in which applications should be submitted and information and materials they should include

c Any submission deadlines:

d Any restrictions or limitations on awards, such as by geographical areas, charitable fields, kinds of institutions, or other factors

Part XV Supplementary Information (continued)

3 Grants and Contributions Paid During the Year or Approved for Future Payment

| Recipient Name and address (home or business) | If recipient is an individual, show any relationship to any foundation manager or substantial contributor | Foundation status of recipient | Purpose of grant or contribution | Amount |
|--|--|--------------------------------------|-------------------------------------|----------------------|
| <p>a Paid during the year</p> <p>SEE STATEMENT 11</p> | | | | |
| Total | | | | ▶ 3a 197,472. |
| <p>b Approved for future payment</p> | | | | |
| Total | | | | ▶ 3b |

Part XVII Information Regarding Transfers To and Transactions and Relationships With Noncharitable Exempt Organizations

- 1 Did the organization directly or indirectly engage in any of the following with any other organization described in section 501(c) of the Code (other than section 501(c)(3) organizations) or in section 527, relating to political organizations?
a Transfers from the reporting foundation to a noncharitable exempt organization of
(1) Cash
(2) Other assets
b Other transactions
(1) Sales of assets to a noncharitable exempt organization
(2) Purchases of assets from a noncharitable exempt organization
(3) Rental of facilities, equipment, or other assets
(4) Reimbursement arrangements
(5) Loans or loan guarantees
(6) Performance of services or membership or fundraising solicitations
c Sharing of facilities, equipment, mailing lists, other assets, or paid employees
d If the answer to any of the above is "Yes," complete the following schedule. Column (b) should always show the fair market value of the goods, other assets, or services given by the reporting foundation.

Table with 4 columns: (a) Line no., (b) Amount involved, (c) Name of noncharitable exempt organization, (d) Description of transfers, transactions, and sharing arrangements. All entries are marked N/A.

2a Is the foundation directly or indirectly affiliated with, or related to, one or more tax-exempt organizations described in section 501(c) of the Code (other than section 501(c)(3) or in section 527? Yes No

Table with 3 columns: (a) Name of organization, (b) Type of organization, (c) Description of relationship. All entries are marked N/A.

Declaration section: Under penalties of perjury, I declare that I have examined this return, including accompanying schedules and statements, and to the best of my knowledge and belief, it is true, correct, and complete. Includes fields for Signature of officer or trustee, Date, Title, Preparer's signature, Date, Check if self-employed, Preparer's identifying number, Firm's name, address, and ZIP code, EIN, and Phone no.

SCHEDULE D
(Form 1041)

Department of the Treasury
Internal Revenue Service

Capital Gains and Losses

▶ Attach to Form 1041, Form 5227, or Form 990-T. See the instructions for Schedule D (Form 1041) (also for Form 5227 or Form 990-T, if applicable).

OMB No. 1545-0092

2009

Name of estate or trust: BARNARD, E.H. CHARITABLE TRUST 56-7903673 Employer identification number: 56-6299574

Note: Form 5227 filers need to complete *only* Parts I and II

Part I Short-Term Capital Gains and Losses - Assets Held One Year or Less

| (a) Description of property (Example 100 shares 7% preferred of "Z" Co) | (b) Date acquired (mo, day, yr) | (c) Date sold (mo, day, yr) | (d) Sales price | (e) Cost or other basis (see page 4 of the instructions) | (f) Gain or (loss) for the entire year Subtract (e) from (d) |
|--|------------------------------------|--------------------------------|-----------------|---|---|
| 1a | | | | | |
| | | | | | |
| | | | | | |
| | | | | | |
| | | | | | |
| b Enter the short-term gain or (loss), if any, from Schedule D-1, line 1b | | | | | 1b 73,181. |
| 2 Short-term capital gain or (loss) from Forms 4684, 6252, 6781, and 8824 | | | | | 2 |
| 3 Net short-term gain or (loss) from partnerships, S corporations, and other estates or trusts | | | | | 3 |
| 4 Short-term capital loss carryover. Enter the amount, if any, from line 9 of the 2008 Capital Loss Carryover Worksheet | | | | | 4 () |
| 5 Net short-term gain or (loss). Combine lines 1a through 4 in column (f). Enter here and on line 13, column (3) on the back ▶ | | | | | 5 73,181. |

Part II Long-Term Capital Gains and Losses - Assets Held More Than One Year

| (a) Description of property (Example 100 shares 7% preferred of "Z" Co) | (b) Date acquired (mo, day, yr) | (c) Date sold (mo, day, yr) | (d) Sales price | (e) Cost or other basis (see page 4 of the instructions) | (f) Gain or (loss) for the entire year Subtract (e) from (d) |
|--|------------------------------------|--------------------------------|-----------------|---|---|
| 6a LONG-TERM CAPITAL GAIN DIVIDENDS | | STMT 1 | | | 4,023. |
| | | | | | |
| | | | | | |
| | | | | | |
| b Enter the long-term gain or (loss), if any, from Schedule D-1, line 6b | | | | | 6b -2,885. |
| 7 Long-term capital gain or (loss) from Forms 2439, 4684, 6252, 6781, and 8824 | | | | | 7 |
| 8 Net long-term gain or (loss) from partnerships, S corporations, and other estates or trusts | | | | | 8 |
| 9 Capital gain distributions | | | | | 9 1,155. |
| 10 Gain from Form 4797, Part I | | | | | 10 |
| 11 Long-term capital loss carryover. Enter the amount, if any, from line 14 of the 2008 Capital Loss Carryover Worksheet | | | | | 11 () |
| 12 Net long-term gain or (loss). Combine lines 6a through 11 in column (f). Enter here and on line 14a, column (3) on the back ▶ | | | | | 12 2,293. |

For Paperwork Reduction Act Notice, see the Instructions for Form 1041.

Schedule D (Form 1041) 2009

| Part III Summary of Parts I and II | | (1) Beneficiaries' (see page 5) | (2) Estate's or trust's | (3) Total |
|--|--|---------------------------------|-------------------------|-----------|
| Caution: Read the instructions before completing this part. | | | | |
| 13 | Net short-term gain or (loss) | 13 | | 73,181. |
| 14 | Net long-term gain or (loss): | | | |
| a | Total for year | 14a | | 2,293. |
| b | Unrecaptured section 1250 gain (see line 18 of the wrksh.) | 14b | | |
| c | 28% rate gain | 14c | | |
| 15 | Total net gain or (loss). Combine lines 13 and 14a | 15 | | 75,474. |

Note: If line 15, column (3), is a net gain, enter the gain on Form 1041, line 4 (or Form 990-T, Part I, line 4a) If lines 14a and 15, column (2), are net gains, go to Part V, and do not complete Part IV. If line 15, column (3), is a net loss, complete Part IV and the Capital Loss Carryover Worksheet, as necessary

| Part IV Capital Loss Limitation | | 16 |
|--|---|-----------|
| 16 | Enter here and enter as a (loss) on Form 1041, line 4 (or Form 990-T, Part I, line 4c, if a trust), the smaller of: a The loss on line 15, column (3) or b \$3,000 | () |

Note: If the loss on line 15, column (3), is more than \$3,000, or if Form 1041, page 1, line 22 (or Form 990-T, line 34), is a loss, complete the Capital Loss Carryover Worksheet on page 7 of the instructions to figure your capital loss carryover

Part V Tax Computation Using Maximum Capital Gains Rates
Form 1041 filers. Complete this part only if both lines 14a and 15 in column (2) are gains, or an amount is entered in Part I or Part II and there is an entry on Form 1041, line 2b(2), and Form 1041, line 22, is more than zero.
Caution: Skip this part and complete the worksheet on page 8 of the instructions if:
 • Either line 14b, col. (2) or line 14c, col. (2) is more than zero, or
 • Both Form 1041, line 2b(1), and Form 4952, line 4g are more than zero.

Form 990-T trusts. Complete this part only if both lines 14a and 15 are gains, or qualified dividends are included in income in Part I of Form 990-T, and Form 990-T, line 34, is more than zero. Skip this part and complete the worksheet on page 8 of the instructions if either line 14b, col. (2) or line 14c, col. (2) is more than zero.

| | | | |
|-----------|--|-----------|--|
| 17 | Enter taxable income from Form 1041, line 22 (or Form 990-T, line 34) | 17 | |
| 18 | Enter the smaller of line 14a or 15 in column (2) but not less than zero | 18 | |
| 19 | Enter the estate's or trust's qualified dividends from Form 1041, line 2b(2) (or enter the qualified dividends included in income in Part I of Form 990-T) | 19 | |
| 20 | Add lines 18 and 19 | 20 | |
| 21 | If the estate or trust is filing Form 4952, enter the amount from line 4g; otherwise, enter -0- | 21 | |
| 22 | Subtract line 21 from line 20. If zero or less, enter -0- | 22 | |
| 23 | Subtract line 22 from line 17. If zero or less, enter -0- | 23 | |
| 24 | Enter the smaller of the amount on line 17 or \$2,300 | 24 | |
| 25 | Is the amount on line 23 equal to or more than the amount on line 24? <input type="checkbox"/> Yes. Skip lines 25 and 26; go to line 27 and check the "No" box. <input type="checkbox"/> No. Enter the amount from line 23 | 25 | |
| 26 | Subtract line 25 from line 24 | 26 | |
| 27 | Are the amounts on lines 22 and 26 the same? <input type="checkbox"/> Yes. Skip lines 27 thru 30, go to line 31 <input type="checkbox"/> No. Enter the smaller of line 17 or line 22 | 27 | |
| 28 | Enter the amount from line 26 (if line 26 is blank, enter -0-) | 28 | |
| 29 | Subtract line 28 from line 27 | 29 | |
| 30 | Multiply line 29 by 15% (.15) | 30 | |
| 31 | Figure the tax on the amount on line 23. Use the 2009 Tax Rate Schedule for Estates and Trusts (see the Schedule G instructions in the instructions for Form 1041) | 31 | |
| 32 | Add lines 30 and 31 | 32 | |
| 33 | Figure the tax on the amount on line 17. Use the 2009 Tax Rate Schedule for Estates and Trusts (see the Schedule G instructions in the instructions for Form 1041) | 33 | |
| 34 | Tax on all taxable income. Enter the smaller of line 32 or line 33 here and on Form 1041, Schedule G, line 1a (or Form 990-T, line 36) | 34 | |

**Continuation Sheet for Schedule D
(Form 1041)**

2009

Department of the Treasury
Internal Revenue Service

▶ See instructions for Schedule D (Form 1041).
▶ Attach to Schedule D to list additional transactions for lines 1a and 6a.

Name of estate or trust: **BARNARD, E.H. CHARITABLE TRUST 56-7903673**
Employer identification number: **56-6299574**

Part I Short-Term Capital Gains and Losses - Assets Held One Year or Less

| (a) Description of property (Example 100 sh 7% preferred of "Z" Co.) | (b) Date acquired (mo., day, yr.) | (c) Date sold (mo., day, yr.) | (d) Sales price (see page 4 of the instructions) | (e) Cost or other basis (see page 4 of the instructions) | (f) Gain or (loss) Subtract (e) from (d) |
|--|-----------------------------------|-------------------------------|--|--|--|
| 1a 73. HARRIS STRATEX NETWORKS INC COM | 05/28/2009 | 06/03/2009 | 408.00 | 392.00 | 16.00 |
| .7801 HARRIS STRATEX NETWORKS INC COM | 05/28/2009 | 06/05/2009 | 4.00 | 4.00 | |
| 106.829 ALLIANZ NFJ SMALL-CAP VALUE-I | 08/18/2008 | 07/20/2009 | 2,237.00 | 3,285.00 | -1,048.00 |
| 7. AMGEN INC | 03/30/2009 | 07/20/2009 | 411.00 | 350.00 | 61.00 |
| 11. BAXTER INTL INC COM | 11/24/2008 | 07/20/2009 | 598.00 | 574.00 | 24.00 |
| 22. CONAGRA INC COM | 02/04/2009 | 07/20/2009 | 416.00 | 388.00 | 28.00 |
| 23. DEVON ENERGY CORP COM | 02/27/2009 | 07/20/2009 | 1,293.00 | 1,019.00 | 274.00 |
| 459.094 DREYFUS/TBC SMLCP TAX-SENSITV EQTY-I | 11/24/2008 | 07/20/2009 | 11,776.00 | 10,247.00 | 1,529.00 |
| 11. FREEPORT-MCMORAN COPPER & GOLD INC CL B CO | 10/10/2008 | 07/20/2009 | 629.00 | 383.00 | 246.00 |
| 8. GILEAD SCIENCES INC COM | 11/17/2008 | 07/20/2009 | 382.00 | 372.00 | 10.00 |
| 21. HOME DEPOT INC COM | 09/30/2008 | 07/20/2009 | 518.00 | 525.00 | -7.00 |
| 4. INTERNATIONAL BUSINESS MACHS COR COM | 05/18/2009 | 07/20/2009 | 458.00 | 409.00 | 49.00 |
| 5. KOHL'S CORP COM STK | 02/27/2009 | 07/20/2009 | 232.00 | 176.00 | 56.00 |
| 15. KRAFT FOODS INC-ACOM | 10/13/2008 | 07/20/2009 | 412.00 | 430.00 | -18.00 |
| 20. MORGAN STANLEY DEAN WITTER DISCOVER & CO | 05/18/2009 | 07/20/2009 | 568.00 | 541.00 | 27.00 |
| 11. OCCIDENTAL PETE CORP COM | 09/10/2008 | 07/20/2009 | 752.00 | 765.00 | -13.00 |
| 5. PRAXAIR INC COM | 10/10/2008 | 07/20/2009 | 359.00 | 297.00 | 62.00 |
| 567.255 RIDGEWORTH FD-INTL EQ INDEX-I #530 | 12/15/2008 | 07/20/2009 | 6,427.00 | 5,707.00 | 720.00 |
| 23. SCHWAB CHARLES CORP NEW COM | 01/28/2009 | 07/20/2009 | 392.00 | 363.00 | 29.00 |
| 10. THERMO ELECTRON CORP COM | 07/24/2008 | 07/20/2009 | 413.00 | 591.00 | -178.00 |
| 9. UNITED PARCEL SVC INC CL B | 10/29/2008 | 07/20/2009 | 471.00 | 443.00 | 28.00 |
| 5. TRANSOCEAN LTD CHF15 SHS | 09/18/2008 | 07/20/2009 | 377.00 | 577.00 | -200.00 |
| 13. ACE LTD CHF 33.74 SHS | 02/02/2009 | 08/17/2009 | 626.00 | 564.00 | 62.00 |
| 2185.591 ALLIANZ NFJ SMALL-CAP VALUE-I | 05/18/2009 | 10/26/2009 | 51,820.00 | 43,250.00 | 8,570.00 |

1b Total. Combine the amounts in column (f). Enter here and on Schedule D, line 1b

For Paperwork Reduction Act Notice, see the Instructions for Form 1041.

Schedule D-1 (Form 1041) 2009

**Continuation Sheet for Schedule D
(Form 1041)**

2009

Department of the Treasury
Internal Revenue Service

▶ See instructions for Schedule D (Form 1041).
▶ Attach to Schedule D to list additional transactions for lines 1a and 6a.

Name of estate or trust

BARNARD, E.H. CHARITABLE TRUST 56-7903673

Employer identification number

56-6299574

Part I Short-Term Capital Gains and Losses - Assets Held One Year or Less

| (a) Description of property (Example 100 sh 7% preferred of "Z" Co.) | (b) Date acquired (mo, day, yr) | (c) Date sold (mo, day, yr) | (d) Sales price (see page 4 of the instructions) | (e) Cost or other basis (see page 4 of the instructions) | (f) Gain or (loss) Subtract (e) from (d) |
|--|---------------------------------|-----------------------------|--|--|--|
| 1a 92. AMGEN INC | 03/30/2009 | 10/26/2009 | 5,152.00 | 4,606.00 | 546.00 |
| 369. BANK OF AMERICA CORP COM | 08/17/2009 | 10/26/2009 | 5,929.00 | 6,157.00 | -228.00 |
| 69. BAXTER INTL INC COM | 11/24/2008 | 10/26/2009 | 3,811.00 | 3,600.00 | 211.00 |
| 139. COACH INC COM | 09/28/2009 | 10/26/2009 | 4,834.00 | 4,531.00 | 303.00 |
| 235. CONAGRA INC COM | 02/04/2009 | 10/26/2009 | 5,066.00 | 4,148.00 | 918.00 |
| 83. DEVON ENERGY CORP COM | 02/27/2009 | 10/26/2009 | 5,648.00 | 3,676.00 | 1,972.00 |
| 87. GILEAD SCIENCES INC COM | 11/17/2008 | 10/26/2009 | 3,821.00 | 4,044.00 | -223.00 |
| 65. HUNT J B TRANS SVCS | 09/28/2009 | 10/26/2009 | 2,139.00 | 2,096.00 | 43.00 |
| 2. INTERNATIONAL BUSINESS MACHS COR COM | 05/18/2009 | 10/26/2009 | 241.00 | 205.00 | 36.00 |
| 111. KOHL'S CORP COM STK | 02/27/2009 | 10/26/2009 | 6,642.00 | 3,906.00 | 2,736.00 |
| 266. MORGAN STANLEY DEAN WITTER DISCOVER & CO | 09/01/2009 | 10/26/2009 | 9,342.00 | 7,385.00 | 1,957.00 |
| 92. NUCOR CORP COM | 08/10/2009 | 10/26/2009 | 4,129.00 | 4,355.00 | -226.00 |
| 78. OCCIDENTAL PETE CORP COM | 09/29/2009 | 10/26/2009 | 6,500.00 | 6,116.00 | 384.00 |
| 146. QUALCOMM CORP COM STK | 07/20/2009 | 10/26/2009 | 5,990.00 | 6,508.00 | -518.00 |
| 712.244 RIDGEWORTH FD-MIDCAP VAL EQTY #412 | 05/18/2009 | 10/26/2009 | 6,838.00 | 5,385.00 | 1,453.00 |
| 1049.841 RIDGEWORTH FD-EMERGING GROWTH #593 | 02/02/2009 | 10/26/2009 | 10,519.00 | 6,593.00 | 3,926.00 |
| 8970.278 RIDGEWORTH FD-INTL EQ INDEX-I #530 | 12/15/2008 | 10/26/2009 | 119,215.00 | 90,241.00 | 28,974.00 |
| 254. SCHWAB CHARLES CORP NEW COM | 01/28/2009 | 10/26/2009 | 4,605.00 | 4,010.00 | 595.00 |
| 94. UNITED PARCEL SVC INC CL B | 10/29/2008 | 10/26/2009 | 5,240.00 | 4,622.00 | 618.00 |
| 71. VISA INC CL A COM | 05/26/2009 | 10/26/2009 | 5,330.00 | 4,710.00 | 620.00 |
| 17. KRAFT FOODS INC-ACOM | 02/02/2009 | 11/20/2009 | 463.00 | 474.00 | -11.00 |
| 499. CONAGRA INC COM | 02/04/2009 | 12/23/2009 | 11,571.00 | 8,807.00 | 2,764.00 |
| 21. AMGEN INC | 03/30/2009 | 01/19/2010 | 1,184.00 | 1,051.00 | 133.00 |
| 9. BERKLEY W R CORP | 02/04/2009 | 01/19/2010 | 223.00 | 227.00 | -4.00 |

1b Total. Combine the amounts in column (f). Enter here and on Schedule D, line 1b

For Paperwork Reduction Act Notice, see the Instructions for Form 1041.

Schedule D-1 (Form 1041) 2009

Continuation Sheet for Schedule D
(Form 1041)

2009

Department of the Treasury
Internal Revenue Service

▶ See instructions for Schedule D (Form 1041).
▶ Attach to Schedule D to list additional transactions for lines 1a and 6a.

Name of estate or trust
BARNARD, E.H. CHARITABLE TRUST 56-7903673

Employer identification number
56-6299574

Part I Short-Term Capital Gains and Losses - Assets Held One Year or Less

| (a) Description of property (Example. 100 sh. 7% preferred of "Z" Co) | (b) Date acquired (mo, day, yr) | (c) Date sold (mo, day, yr) | (d) Sales price (see page 4 of the instructions) | (e) Cost or other basis (see page 4 of the instructions) | (f) Gain or (loss) Subtract (e) from (d) |
|---|---------------------------------|-----------------------------|--|--|--|
| 1a 10. COACH INC COM | 09/28/2009 | 01/19/2010 | 370.00 | 326.00 | 44.00 |
| 7. DEVON ENERGY CORP COM | 02/27/2009 | 01/19/2010 | 509.00 | 310.00 | 199.00 |
| 232.775 JANUS PERKINS SMALL CAP VALUE-I | 10/26/2009 | 01/19/2010 | 5,000.00 | 4,662.00 | 338.00 |
| 9. KOHL'S CORP COM STK | 02/27/2009 | 01/19/2010 | 462.00 | 317.00 | 145.00 |
| 460.143 MANNING & NAPIER WORLD OPPTYS-A | 10/26/2009 | 01/19/2010 | 3,856.00 | 3,700.00 | 156.00 |
| 132.05 OPPENHEIMER DEVELOPING MKTS INSTL-Y | 10/26/2009 | 01/19/2010 | 3,873.00 | 3,592.00 | 281.00 |
| 877.96 PIMCO FOREIGN BOND FUND | 10/26/2009 | 01/19/2010 | 8,920.00 | 8,377.00 | 543.00 |
| 495.773 PIMCO INVT GRADE CORP BD-I | 10/26/2009 | 01/19/2010 | 5,513.00 | 5,503.00 | 10.00 |
| 15. QUALCOMM CORP COM STK | 06/22/2009 | 01/19/2010 | 728.00 | 667.00 | 61.00 |
| 346.117 RIDGEWORTH FD-MIDCAP VAL EQTY #412 | 05/18/2009 | 01/19/2010 | 3,655.00 | 2,617.00 | 1,038.00 |
| 10938.402 RIDGEWORTH FD-INTERMEDIATE BD-I #850 | 10/26/2009 | 01/19/2010 | 115,072.00 | 114,424.00 | 648.00 |
| 63. SCHWAB CHARLES CORP NEW COM | 01/28/2009 | 01/19/2010 | 1,196.00 | 995.00 | 201.00 |
| 330.308 SENTINEL SMALL CO-I | 10/26/2009 | 01/19/2010 | 2,147.00 | 2,025.00 | 122.00 |
| 3. VISA INC CL A COM | 05/26/2009 | 01/19/2010 | 258.00 | 199.00 | 59.00 |
| 163. TARGET CORP COM | 09/28/2009 | 02/09/2010 | 8,023.00 | 7,784.00 | 239.00 |
| 7. EXXON MOBIL CORP | 01/19/2010 | 05/04/2010 | 464.00 | 481.00 | -17.00 |
| 5. MCDONALDS CORP COM | 01/19/2010 | 05/07/2010 | 343.00 | 315.00 | 28.00 |
| 150.092 ABERDEEN EQUITY LONG SHORT-I | 10/26/2009 | 05/24/2010 | 1,624.00 | 1,639.00 | -15.00 |
| 2544.618 JANUS PERKINS SMALL CAP VALUE-I | 10/26/2009 | 05/24/2010 | 55,320.00 | 50,969.00 | 4,351.00 |
| 10.826 PIMCO INVT GRADE CORP BD-I | 07/20/2009 | 05/24/2010 | 121.00 | 114.00 | 7.00 |
| 1167.109 RIDGEWORTH FD-SHORT TERM BD #516 | 01/19/2010 | 05/24/2010 | 11,613.00 | 11,578.00 | 35.00 |
| 41.664 RIDGEWORTH FD-INTERMEDIATE BD-I #850 | 07/20/2009 | 05/24/2010 | 449.00 | 434.00 | 15.00 |
| 2847.119 ROWE T PRICE REAL ESTATE FD COM | 10/26/2009 | 05/24/2010 | 42,365.00 | 35,369.00 | 6,996.00 |
| 976.57 SENTINEL SMALL CO-I | 10/26/2009 | 05/24/2010 | 6,377.00 | 5,986.00 | 391.00 |

1b Total. Combine the amounts in column (f). Enter here and on Schedule D, line 1b 73,181.00

For Paperwork Reduction Act Notice, see the Instructions for Form 1041.

Schedule D-1 (Form 1041) 2009

Name of estate or trust as shown on Form 1041 Do not enter name and employer identification number if shown on the other side

Employer identification number

BARNARD, E.H. CHARITABLE TRUST 56-7903673

56-6299574

Part II Long-Term Capital Gains and Losses - Assets Held More Than One Year

| (a) Description of property (Example: 100 sh 7% preferred of "Z" Co) | (b) Date acquired (mo., day, yr.) | (c) Date sold (mo., day, yr.) | (d) Sales price (see page 4 of the instructions) | (e) Cost or other basis (see page 4 of the instructions) | (f) Gain or (loss) Subtract (e) from (d) |
|---|-----------------------------------|-------------------------------|--|--|--|
| 6a 107. C R BARD INC COMMON STOCK | 09/13/2007 | 06/01/2009 | 7,756.00 | 9,106.00 | -1,350.00 |
| 283. LABORATORY CORP OF AMERICA HLDGS COM | 05/20/2008 | 06/22/2009 | 18,529.00 | 21,661.00 | -3,132.00 |
| 18. AT&T INC | 09/13/2007 | 07/20/2009 | 432.00 | 735.00 | -303.00 |
| 28. ABBOTT LABS COM | 02/20/2008 | 07/20/2009 | 1,246.00 | 1,540.00 | -294.00 |
| 15. APACHE CORP COM | 11/09/2006 | 07/20/2009 | 1,139.00 | 1,001.00 | 138.00 |
| 4. APPLE COMPUTER INC COM | 01/08/2008 | 07/20/2009 | 612.00 | 720.00 | -108.00 |
| 18. BANK OF NEW YORK MELLON CORP COM | 02/07/2008 | 07/20/2009 | 530.00 | 827.00 | -297.00 |
| 14. BERKLEY W R CORP | 10/15/2007 | 07/20/2009 | 307.00 | 443.00 | -136.00 |
| 44. CVS CORP COM | 11/09/2006 | 07/20/2009 | 1,439.00 | 1,260.00 | 179.00 |
| 28. CHEVRONTEXACO CORP COM | 02/05/2003 | 07/20/2009 | 1,840.00 | 927.00 | 913.00 |
| 47. CISCO SYSTEMS COM STK | 11/09/2006 | 07/20/2009 | 978.00 | 1,261.00 | -283.00 |
| 14. CONOCOPHILLIPS COM | 09/13/2007 | 07/20/2009 | 600.00 | 1,195.00 | -595.00 |
| 32. DIRECTV GROUP INC COM | 07/17/2008 | 07/20/2009 | 789.00 | 860.00 | -71.00 |
| 17. WALT DISNEY CO | 09/13/2007 | 07/20/2009 | 423.00 | 571.00 | -148.00 |
| 914.37 DREYFUS/TBC SMLCP TAX-SENSITV EQTY-I | 04/21/2008 | 07/20/2009 | 23,454.00 | 36,005.00 | -12,551.00 |
| 17. EMC CORP MASS COM | 05/15/2008 | 07/20/2009 | 236.00 | 300.00 | -64.00 |
| 33. EDISON INTERNATIONAL COM | 09/13/2007 | 07/20/2009 | 1,023.00 | 1,818.00 | -795.00 |
| 10. EMERSON ELEC CO COM | 09/13/2007 | 07/20/2009 | 342.00 | 483.00 | -141.00 |
| 26. EXELON CORPORATION COM | 09/13/2007 | 07/20/2009 | 1,336.00 | 1,987.00 | -651.00 |
| 17. EXPRESS SCRIPTS INC CLASS A | 10/17/2007 | 07/20/2009 | 1,122.00 | 988.00 | 134.00 |
| 21. EXXON MOBIL CORP | 03/13/1992 | 07/20/2009 | 1,448.00 | 299.00 | 1,149.00 |
| 68. GENERAL ELEC CO COM | 10/10/1991 | 07/20/2009 | 793.00 | 376.00 | 417.00 |
| 1. GOOGLE INC CL A COM | 11/09/2006 | 07/20/2009 | 430.00 | 474.00 | -44.00 |
| 21. HALLIBURTON CO COM | 07/10/2008 | 07/20/2009 | 462.00 | 987.00 | -525.00 |
| 17. HEWLETT PACKARD COM | 09/13/2007 | 07/20/2009 | 680.00 | 832.00 | -152.00 |
| 6b Total. Combine the amounts in column (f). Enter here and on Schedule D, line 6b | | | | | |

Schedule D-1 (Form 1041) 2009

JSA

9F1222 3 000

OX0371 2TTR 09/23/2010 06:42:55

56-7903673

57

Name of estate or trust as shown on Form 1041. Do not enter name and employer identification number if shown on the other side
BARNARD, E.H. CHARITABLE TRUST 56-7903673

Employer identification number
56-6299574

Part II Long-Term Capital Gains and Losses - Assets Held More Than One Year

| (a) Description of property (Example 100 sh 7% preferred of "Z" Co) | (b) Date acquired (mo, day, yr) | (c) Date sold (mo, day, yr.) | (d) Sales price (see page 4 of the instructions) | (e) Cost or other basis (see page 4 of the instructions) | (f) Gain or (loss) Subtract (e) from (d) |
|---|---------------------------------|------------------------------|--|--|--|
| 6a 61. INTEL CORP COM | 01/15/2008 | 07/20/2009 | 1,148.00 | 1,402.00 | -254.00 |
| 41. J P MORGAN CHASE & CO | 01/01/2003 | 07/20/2009 | 1,516.00 | 1,474.00 | 42.00 |
| 9. JOHNSON & JOHNSON COM | 11/09/2006 | 07/20/2009 | 534.00 | 595.00 | -61.00 |
| 9. MCDONALDS CORP COM | 09/13/2007 | 07/20/2009 | 522.00 | 490.00 | 32.00 |
| 19. MICROSOFT CORP COM | 08/26/1993 | 07/20/2009 | 463.00 | 43.00 | 420.00 |
| 3. MONSANTO CO NEW COM | 07/10/2008 | 07/20/2009 | 228.00 | 357.00 | -129.00 |
| 12. NORTHERN TR CORP COM | 09/13/2007 | 07/20/2009 | 696.00 | 743.00 | -47.00 |
| 23. ORACLE CORPORATION COM | 09/13/2007 | 07/20/2009 | 498.00 | 472.00 | 26.00 |
| 14. PEPSICO INC COM | 11/09/2006 | 07/20/2009 | 794.00 | 879.00 | -85.00 |
| 9. PROCTER & GAMBLE CO COM | 11/09/2006 | 07/20/2009 | 503.00 | 574.00 | -71.00 |
| 18. RAYTHEON CO COM NEW | 09/13/2007 | 07/20/2009 | 807.00 | 1,123.00 | -316.00 |
| 282.593 RIDGEWORTH FD-MIDCAP VAL EQTY #412 | 03/06/2006 | 07/20/2009 | 2,289.00 | 3,620.00 | -1,331.00 |
| 271.127 RIDGEWORTH FD-EMERGING GROWTH #593 | 03/06/2006 | 07/20/2009 | 2,310.00 | 3,335.00 | -1,025.00 |
| 389.194 RIDGEWORTH FD-INTL 130/30 #242 | 04/21/2008 | 07/20/2009 | 2,269.00 | 3,546.00 | -1,277.00 |
| 78.076 RIDGEWORTH FD-SEIX FLT HIGH INCM#203 | 01/23/2007 | 07/20/2009 | 641.00 | 778.00 | -137.00 |
| 17. SCHLUMBERGER LTD COM | 01/07/2008 | 07/20/2009 | 962.00 | 1,631.00 | -669.00 |
| 9. TJX COS INC NEW COM | 02/26/2008 | 07/20/2009 | 317.00 | 298.00 | 19.00 |
| 8. TARGET CORP COM | 11/22/2004 | 07/20/2009 | 316.00 | 410.00 | -94.00 |
| 13. TEXAS INSTRS INC COM | 11/09/2006 | 07/20/2009 | 301.00 | 376.00 | -75.00 |
| 9. TRAVELERS COS INC/THE COM | 11/09/2006 | 07/20/2009 | 364.00 | 475.00 | -111.00 |
| 12. UNITED TECHNOLOGIES CORP COM | 10/01/2001 | 07/20/2009 | 649.00 | 278.00 | 371.00 |
| 27. VERIZON COMMUNICATIONS COM | 09/13/2007 | 07/20/2009 | 799.00 | 1,149.00 | -350.00 |
| 23. WALMART STORES INC COM | 09/21/2005 | 07/20/2009 | 1,116.00 | 980.00 | 136.00 |
| 45. WELLS FARGO & CO NEW COM | 03/26/2008 | 07/20/2009 | 1,128.00 | 1,376.00 | -248.00 |
| 52. INVESCO LTD BERMUDA COM | 05/23/2008 | 07/20/2009 | 927.00 | 1,411.00 | -484.00 |
| 6b Total. Combine the amounts in column (f). Enter here and on Schedule D, line 6b | | | | | |

Name of estate or trust as shown on Form 1041. Do not enter name and employer identification number if shown on the other side

Employer identification number

BARNARD, E.H. CHARITABLE TRUST 56-7903673

56-6299574

Part II Long-Term Capital Gains and Losses - Assets Held More Than One Year

| (a) Description of property (Example 100 sh 7% preferred of "Z" Co) | (b) Date acquired (mo, day, yr) | (c) Date sold (mo, day, yr) | (d) Sales price (see page 4 of the instructions) | (e) Cost or other basis (see page 4 of the instructions) | (f) Gain or (loss) Subtract (e) from (d) |
|---|---------------------------------------|--------------------------------|--|--|---|
| 6a 13. ACE LTD CHF 33.74 SHS | 09/13/2007 | 07/20/2009 | 574.00 | 759.00 | -185.00 |
| 693. DIRECTV GROUP INC COM | 07/17/2008 | 08/04/2009 | 18,078.00 | 18,624.00 | -546.00 |
| 277. ACE LTD CHF 33.74 SHS | 09/13/2007 | 08/17/2009 | 13,345.00 | 16,163.00 | -2,818.00 |
| 235. NORTHERN TR CORP COM | 09/13/2007 | 09/01/2009 | 13,368.00 | 14,553.00 | -1,185.00 |
| 340. AT&T INC | 09/13/2007 | 09/28/2009 | 9,321.00 | 11,902.00 | -2,581.00 |
| 518. GENERAL ELEC CO COM | 12/10/1991 | 09/28/2009 | 8,669.00 | 2,823.00 | 5,846.00 |
| 293. VERIZON COMMUNICATIONS COM | 09/13/2007 | 09/28/2009 | 8,882.00 | 12,473.00 | -3,591.00 |
| 175. WALMART STORES INC COM | 09/21/2005 | 09/28/2009 | 8,643.00 | 7,454.00 | 1,189.00 |
| 373. CONOCOPHILLIPS COM | 09/13/2007 | 09/29/2009 | 16,891.00 | 27,001.00 | -10,110.00 |
| 166. EXXON MOBIL CORP | 03/13/1992 | 09/29/2009 | 11,490.00 | 2,367.00 | 9,123.00 |
| 289. EDISON INTERNATIONAL COM | 09/13/2007 | 10/02/2009 | 9,408.00 | 15,921.00 | -6,513.00 |
| 357. EDISON INTERNATIONAL COM | 09/13/2007 | 10/05/2009 | 11,631.00 | 19,667.00 | -8,036.00 |
| 324. ABB LTD SPONS ADR | 07/08/2008 | 10/26/2009 | 6,909.00 | 8,756.00 | -1,847.00 |
| 171. AT&T INC | 03/04/2003 | 10/26/2009 | 4,404.00 | 3,514.00 | 890.00 |
| 191. ABBOTT LABS COM | 02/20/2008 | 10/26/2009 | 9,743.00 | 10,367.00 | -624.00 |
| 2718.51 ALLIANZ NFJ SMALL-CAP VALUE-I | 08/18/2008 | 10/26/2009 | 64,456.00 | 82,098.00 | -17,642.00 |
| 98. APACHE CORP COM | 11/09/2006 | 10/26/2009 | 9,865.00 | 6,537.00 | 3,328.00 |
| 66. APPLE COMPUTER INC COM | 01/08/2008 | 10/26/2009 | 13,564.00 | 11,383.00 | 2,181.00 |
| 213. BANK OF NEW YORK MELLON CORP COM | 02/07/2008 | 10/26/2009 | 6,229.00 | 9,785.00 | -3,556.00 |
| 50. C R BARD INC COMMON STOCK | 09/13/2007 | 10/26/2009 | 3,808.00 | 4,255.00 | -447.00 |
| 149. BERKLEY W R CORP | 10/16/2007 | 10/26/2009 | 3,703.00 | 4,701.00 | -998.00 |
| 255. CVS CORP COM | 11/09/2006 | 10/26/2009 | 9,477.00 | 7,257.00 | 2,220.00 |
| 203. CHEVRONTEXACO CORP COM | 02/05/2003 | 10/26/2009 | 15,637.00 | 6,699.00 | 8,938.00 |
| 553. CISCO SYSTEMS COM STK | 11/09/2006 | 10/26/2009 | 13,360.00 | 14,842.00 | -1,482.00 |
| 55. DANAHER CORP COM | 09/21/2005 | 10/26/2009 | 3,860.00 | 2,854.00 | 1,006.00 |
| 6b Total. Combine the amounts in column (f). Enter here and on Schedule D, line 6b | | | | | |

Schedule D-1 (Form 1041) 2009

JSA

9F1222 3 000

OX0371 2TTR 09/23/2010 06:42:55

56-7903673

59

Name of estate or trust as shown on Form 1041 Do not enter name and employer identification number if shown on the other side

Employer identification number

BARNARD, E.H. CHARITABLE TRUST 56-7903673

56-6299574

Part II Long-Term Capital Gains and Losses - Assets Held More Than One Year

| (a) Description of property (Example 100 sh 7% preferred of "Z" Co) | (b) Date acquired (mo., day, yr.) | (c) Date sold (mo., day, yr.) | (d) Sales price (see page 4 of the instructions) | (e) Cost or other basis (see page 4 of the instructions) | (f) Gain or (loss) Subtract (e) from (d) |
|--|---|----------------------------------|--|--|---|
| 6a 298. WALT DISNEY CO | 09/13/2007 | 10/26/2009 | 8,692.00 | 10,001.00 | -1,309.00 |
| 381. EMC CORP MASS COM | 05/15/2008 | 10/26/2009 | 6,694.00 | 6,714.00 | -20.00 |
| 141. EMERSON ELEC CO COM | 09/13/2007 | 10/26/2009 | 5,647.00 | 6,803.00 | -1,156.00 |
| 164. EXELON CORPORATION COM | 09/13/2007 | 10/26/2009 | 8,164.00 | 12,536.00 | -4,372.00 |
| 124. EXPRESS SCRIPTS INC CLASS A | 10/17/2007 | 10/26/2009 | 9,985.00 | 7,206.00 | 2,779.00 |
| 192. EXXON MOBIL CORP | 03/13/1992 | 10/26/2009 | 14,242.00 | 2,737.00 | 11,505.00 |
| 104. FREEPORT-MCMORAN COPPER & GOLD INC CL B CO | 10/10/2008 | 10/26/2009 | 8,553.00 | 3,622.00 | 4,931.00 |
| 344. GENERAL ELEC CO COM | 12/10/1991 | 10/26/2009 | 5,263.00 | 1,870.00 | 3,393.00 |
| 40. GOLDMAN SACHS GROUP INC COM | 06/26/2008 | 10/26/2009 | 7,219.00 | 7,390.00 | -171.00 |
| 25. GOOGLE INC CL A COM | 11/09/2006 | 10/26/2009 | 13,917.00 | 11,839.00 | 2,078.00 |
| 213. HALLIBURTON CO COM | 07/10/2008 | 10/26/2009 | 6,516.00 | 10,013.00 | -3,497.00 |
| 96. HARRIS CORP DEL COM COM | 09/13/2007 | 10/26/2009 | 3,810.00 | 5,598.00 | -1,788.00 |
| 345. HEWLETT PACKARD COM | 09/13/2007 | 10/26/2009 | 16,783.00 | 16,891.00 | -108.00 |
| 267. HOME DEPOT INC COM | 09/30/2008 | 10/26/2009 | 7,001.00 | 6,675.00 | 326.00 |
| 412. INTEL CORP COM | 01/15/2008 | 10/26/2009 | 8,189.00 | 7,799.00 | 390.00 |
| 79. INTERNATIONAL BUSINESS MACHS COR COM | 05/25/2005 | 10/26/2009 | 9,521.00 | 5,994.00 | 3,527.00 |
| 337. J P MORGAN CHASE & CO | 09/22/2005 | 10/26/2009 | 15,119.00 | 11,516.00 | 3,603.00 |
| 184. JOHNSON & JOHNSON COM | 09/13/2007 | 10/26/2009 | 11,155.00 | 11,920.00 | -765.00 |
| 173. KRAFT FOODS INC-ACOM | 10/13/2008 | 10/26/2009 | 4,683.00 | 4,959.00 | -276.00 |
| 153. MCDONALDS CORP COM | 09/13/2007 | 10/26/2009 | 9,086.00 | 8,335.00 | 751.00 |
| 208. MERCK & CO INC COM | 09/13/2007 | 10/26/2009 | 6,737.00 | 10,389.00 | -3,652.00 |
| 490. MICROSOFT CORP COM | 08/26/1993 | 10/26/2009 | 13,962.00 | 1,118.00 | 12,844.00 |
| 67. MONSANTO CO NEW COM | 07/10/2008 | 10/26/2009 | 4,905.00 | 7,964.00 | -3,059.00 |
| 29. OCCIDENTAL PETE CORP COM | 09/10/2008 | 10/26/2009 | 2,417.00 | 2,017.00 | 400.00 |
| 375. ORACLE CORPORATION COM | 09/13/2007 | 10/26/2009 | 8,260.00 | 7,691.00 | 569.00 |

6b Total. Combine the amounts in column (f). Enter here and on Schedule D, line 6b

Schedule D-1 (Form 1041) 2009

Name of estate or trust as shown on Form 1041 Do not enter name and employer identification number if shown on the other side

Employer identification number

BARNARD, E.H. CHARITABLE TRUST 56-7903673

56-6299574

Part II Long-Term Capital Gains and Losses - Assets Held More Than One Year

| (a) Description of property (Example 100 sh 7% preferred of "Z" Co) | (b) Date acquired (mo., day, yr.) | (c) Date sold (mo., day, yr.) | (d) Sales price (see page 4 of the instructions) | (e) Cost or other basis (see page 4 of the instructions) | (f) Gain or (loss) Subtract (e) from (d) |
|---|---|----------------------------------|--|--|---|
| 6a 155. PEPSICO INC COM | 11/09/2006 | 10/26/2009 | 9,472.00 | 9,735.00 | -263.00 |
| 98. PHILIP MORRIS INTL COM | 01/15/2008 | 10/26/2009 | 4,777.00 | 5,344.00 | -567.00 |
| 72. PRAXAIR INC COM | 10/10/2008 | 10/26/2009 | 5,960.00 | 4,270.00 | 1,690.00 |
| 128. PROCTER & GAMBLE CO COM | 11/09/2006 | 10/26/2009 | 7,364.00 | 8,164.00 | -800.00 |
| 133. RAYTHEON CO COM NEW | 09/13/2007 | 10/26/2009 | 6,197.00 | 8,300.00 | -2,103.00 |
| 2814.005 RIDGEWORTH FD-MIDCAP VAL EQTY #412 | 04/21/2008 | 10/26/2009 | 27,014.00 | 32,260.00 | -5,246.00 |
| 2188.796 RIDGEWORTH FD-EMERGING GROWTH #593 | 02/29/2008 | 10/26/2009 | 21,932.00 | 26,106.00 | -4,174.00 |
| 81.898 RIDGEWORTH FD-INTL 130/30 #242 | 04/21/2008 | 10/26/2009 | 561.00 | 746.00 | -185.00 |
| 87. SCHLUMBERGER LTD COM | 01/15/2008 | 10/26/2009 | 5,711.00 | 8,084.00 | -2,373.00 |
| 157. TJX COS INC NEW COM | 02/26/2008 | 10/26/2009 | 6,297.00 | 5,201.00 | 1,096.00 |
| 143. TARGET CORP COM | 11/22/2004 | 10/26/2009 | 7,061.00 | 7,337.00 | -276.00 |
| 204. TEXAS INSTRS INC COM | 11/09/2006 | 10/26/2009 | 4,811.00 | 5,896.00 | -1,085.00 |
| 117. THERMO ELECTRON CORP COM | 07/24/2008 | 10/26/2009 | 5,544.00 | 6,915.00 | -1,371.00 |
| 138. TRAVELERS COS INC/THE COM | 11/09/2006 | 10/26/2009 | 7,101.00 | 7,282.00 | -181.00 |
| 113. UNION PACIFIC CORP COM | 09/16/2008 | 10/26/2009 | 6,585.00 | 8,505.00 | -1,920.00 |
| 159. UNITED TECHNOLOGIES CORP COM | 10/01/2001 | 10/26/2009 | 10,491.00 | 3,682.00 | 6,809.00 |
| 162. VERIZON COMMUNICATION S COM | 09/13/2007 | 10/26/2009 | 4,683.00 | 6,896.00 | -2,213.00 |
| 114. WALMART STORES INC COM | 09/21/2005 | 10/26/2009 | 5,754.00 | 4,856.00 | 898.00 |
| 256. WELLS FARGO & CO NEW COM | 03/26/2008 | 10/26/2009 | 7,392.00 | 7,830.00 | -438.00 |
| 223. INVESCO LTD BERMUDA COM | 05/23/2008 | 10/26/2009 | 5,028.00 | 6,053.00 | -1,025.00 |
| 58. TRANSOCEAN LTD CHF15 SHS | 09/18/2008 | 10/26/2009 | 5,264.00 | 6,697.00 | -1,433.00 |
| 107. C R BARD INC COMMON STOCK | 09/13/2007 | 10/28/2009 | 8,114.00 | 9,106.00 | -992.00 |
| 98. DANAHER CORP COM | 09/21/2005 | 11/20/2009 | 6,996.00 | 5,086.00 | 1,910.00 |
| 311. KRAFT FOODS INC-ACOM | 10/13/2008 | 11/20/2009 | 8,468.00 | 8,915.00 | -447.00 |
| 270. RAYTHEON CO COM NEW | 09/13/2007 | 12/23/2009 | 14,048.00 | 13,887.00 | 161.00 |
| 6b Total. Combine the amounts in column (f). Enter here and on Schedule D, line 6b | | | | | |

Schedule D-1 (Form 1041) 2009

JSA

9F1222 3 000

OX0371 2TTR 09/23/2010 06:42:55

56-7903673

61 -

Name of estate or trust as shown on Form 1041 Do not enter name and employer identification number if shown on the other side

Employer identification number

BARNARD, E.H. CHARITABLE TRUST 56-7903673

56-6299574

Part II Long-Term Capital Gains and Losses - Assets Held More Than One Year

| (a) Description of property (Example 100 sh 7% preferred of "Z" Co) | (b) Date acquired (mo., day, yr.) | (c) Date sold (mo., day, yr.) | (d) Sales price (see page 4 of the instructions) | (e) Cost or other basis (see page 4 of the instructions) | (f) Gain or (loss) Subtract (e) from (d) |
|---|-----------------------------------|-------------------------------|--|--|--|
| 6a 279. TJX COS INC NEW COM | 02/26/2008 | 12/23/2009 | 10,322.00 | 9,243.00 | 1,079.00 |
| 14. ABB LTD SPONS ADR | 07/08/2008 | 01/19/2010 | 272.00 | 378.00 | -106.00 |
| 7. ABBOTT LABS COM | 10/26/2007 | 01/19/2010 | 389.00 | 379.00 | 10.00 |
| 8. APACHE CORP COM | 11/09/2006 | 01/19/2010 | 854.00 | 534.00 | 320.00 |
| 324. BERKLEY W R CORP | 10/16/2007 | 01/19/2010 | 8,029.00 | 10,209.00 | -2,180.00 |
| 14. WALT DISNEY CO | 09/13/2007 | 01/19/2010 | 428.00 | 470.00 | -42.00 |
| 39. EMC CORP MASS COM | 05/15/2008 | 01/19/2010 | 696.00 | 687.00 | 9.00 |
| 7. EMERSON ELEC CO COM | 09/13/2007 | 01/19/2010 | 309.00 | 338.00 | -29.00 |
| 9. EXELON CORPORATION COM | 09/13/2007 | 01/19/2010 | 438.00 | 688.00 | -250.00 |
| 8. EXPRESS SCRIPTS INC CLASS A | 10/17/2007 | 01/19/2010 | 722.00 | 465.00 | 257.00 |
| 92. GENERAL ELEC CO COM | 12/10/1991 | 01/19/2010 | 1,502.00 | 500.00 | 1,002.00 |
| 14. GILEAD SCIENCES INC COM | 11/17/2008 | 01/19/2010 | 642.00 | 651.00 | -9.00 |
| 6. GOLDMAN SACHS GROUP INC COM | 06/26/2008 | 01/19/2010 | 989.00 | 1,075.00 | -86.00 |
| 7. HEWLETT PACKARD COM | 09/13/2007 | 01/19/2010 | 365.00 | 343.00 | 22.00 |
| 44. HOME DEPOT INC COM | 09/30/2008 | 01/19/2010 | 1,252.00 | 1,100.00 | 152.00 |
| 37. INTEL CORP COM | 05/26/2006 | 01/19/2010 | 774.00 | 676.00 | 98.00 |
| 199. INTERNATIONAL BUSINESS MACHS COR COM | 05/25/2005 | 01/19/2010 | 26,435.00 | 15,098.00 | 11,337.00 |
| 26. J P MORGAN CHASE & CO | 09/22/2005 | 01/19/2010 | 1,127.00 | 886.00 | 241.00 |
| 27. JOHNSON & JOHNSON COM | 09/13/2007 | 01/19/2010 | 1,733.00 | 1,707.00 | 26.00 |
| 18. MERCK & CO INC NEW COM | 09/13/2007 | 01/19/2010 | 712.00 | 899.00 | -187.00 |
| 6. MONSANTO CO NEW COM | 07/10/2008 | 01/19/2010 | 487.00 | 713.00 | -226.00 |
| 11564.345 PIMCO FOREIGN BOND FUND | 11/24/2008 | 01/19/2010 | 117,494.00 | 112,298.00 | 5,196.00 |
| 9. PEPSICO INC COM | 11/09/2006 | 01/19/2010 | 558.00 | 565.00 | -7.00 |
| 7. PRAXAIR INC COM | 10/10/2008 | 01/19/2010 | 565.00 | 415.00 | 150.00 |
| 6. PROCTER & GAMBLE CO COM | 11/09/2006 | 01/19/2010 | 366.00 | 383.00 | -17.00 |

6b Total. Combine the amounts in column (f). Enter here and on Schedule D, line 6b

Schedule D-1 (Form 1041) 2009

Name of estate or trust as shown on Form 1041. Do not enter name and employer identification number if shown on the other side

Employer identification number

BARNARD, E.H. CHARITABLE TRUST 56-7903673

56-6299574

Part II Long-Term Capital Gains and Losses - Assets Held More Than One Year

| (a) Description of property (Example 100 sh 7% preferred of "Z" Co) | (b) Date acquired (mo., day, yr.) | (c) Date sold (mo., day, yr.) | (d) Sales price (see page 4 of the instructions) | (e) Cost or other basis (see page 4 of the instructions) | (f) Gain or (loss) Subtract (e) from (d) |
|---|---|----------------------------------|--|--|---|
| 6a 4. QUALCOMM CORP COM STK | 11/24/2008 | 01/19/2010 | 194.00 | 124.00 | 70.00 |
| 486.799 ROWE T PRICE REAL ESTATE FD COM | 11/09/2006 | 01/19/2010 | 6,859.00 | 11,580.00 | -4,721.00 |
| 4. SCHLUMBERGER LTD COM | 01/15/2008 | 01/19/2010 | 278.00 | 359.00 | -81.00 |
| 18. TARGET CORP COM | 11/22/2004 | 01/19/2010 | 900.00 | 924.00 | -24.00 |
| 21. TEXAS INSTRS INC COM | 11/09/2006 | 01/19/2010 | 512.00 | 607.00 | -95.00 |
| 16. UNION PACIFIC CORP COM | 09/16/2008 | 01/19/2010 | 1,049.00 | 1,157.00 | -108.00 |
| 6. UNITED PARCEL SVC INC CL B | 10/29/2008 | 01/19/2010 | 372.00 | 295.00 | 77.00 |
| 13. VERIZON COMMUNICATIONS COM | 09/13/2007 | 01/19/2010 | 399.00 | 437.00 | -38.00 |
| 24. WELLS FARGO & CO NEW COM | 03/26/2008 | 01/19/2010 | 670.00 | 734.00 | -64.00 |
| 30. INVESCO LTD BERMUDA COM | 05/23/2008 | 01/19/2010 | 680.00 | 814.00 | -134.00 |
| 5. TRANSOCEAN LTD CHF15 SHS | 09/18/2008 | 01/19/2010 | 456.00 | 577.00 | -121.00 |
| 172. TARGET CORP COM | 02/04/2009 | 02/09/2010 | 8,466.00 | 8,476.00 | -10.00 |
| 186. GILEAD SCIENCES INC COM | 11/24/2008 | 03/01/2010 | 8,826.00 | 8,576.00 | 250.00 |
| 599. SCHWAB CHARLES CORP NEW COM | 01/28/2009 | 03/01/2010 | 10,921.00 | 9,457.00 | 1,464.00 |
| 90. UNION PACIFIC CORP COM | 09/16/2008 | 03/01/2010 | 6,050.00 | 6,506.00 | -456.00 |
| 173. DEVON ENERGY CORP COM | 02/27/2009 | 03/11/2010 | 12,469.00 | 7,662.00 | 4,807.00 |
| 169. HARRIS CORP DEL COM COM | 09/13/2007 | 04/29/2010 | 8,833.00 | 9,856.00 | -1,023.00 |
| 300. QUALCOMM CORP COM STK | 11/24/2008 | 04/29/2010 | 11,701.00 | 9,332.00 | 2,369.00 |
| 70. EXXON MOBIL CORP | 03/13/1992 | 05/04/2010 | 4,638.00 | 998.00 | 3,640.00 |
| 274. MCDONALDS CORP COM | 09/13/2007 | 05/07/2010 | 18,794.00 | 10,159.00 | 8,635.00 |
| 397. AT&T INC | 03/04/2003 | 05/20/2010 | 9,921.00 | 8,158.00 | 1,763.00 |
| 677.81 FORUM ABSOLUTE STRATEGIES-I | 10/30/2007 | 05/24/2010 | 7,178.00 | 7,429.00 | -251.00 |
| 1034.646 PIMCO INVT GRADE CORP BD-I | 05/18/2009 | 05/24/2010 | 11,536.00 | 10,429.00 | 1,107.00 |
| 555.789 RIDGEWORTH FD-MIDCAP VAL EQTY #412 | 05/18/2009 | 05/24/2010 | 5,808.00 | 4,202.00 | 1,606.00 |
| 729.975 RIDGEWORTH FD-SHORT TERM BD #516 | 02/29/2008 | 05/24/2010 | 7,263.00 | 7,285.00 | -22.00 |
| 6b Total. Combine the amounts in column (f). Enter here and on Schedule D, line 6b | | | | | |

Schedule D-1 (Form 1041) 2009

JSA

9F1222 3 000

OX0371 2TTR 09/23/2010 06:42:55

56-7903673

63

FEDERAL CAPITAL GAIN DIVIDENDS
=====

LONG-TERM CAPITAL GAIN DIVIDENDS

15% RATE CAPITAL GAIN DIVIDENDS

| | |
|--------------------------------------|----------|
| PIMCO FOREIGN BOND FUND | 821.00 |
| PIMCO COMMODITY REALRTN STRATEGY-I | 1,075.00 |
| PIMCO INVT GRADE CORP BD-I | 1,410.00 |
| RIDGEWORTH FD-INTERMEDIATE BD-I #850 | 717.00 |

TOTAL 15% RATE CAPITAL GAIN DIVIDENDS 4,023.00

TOTAL LONG-TERM CAPITAL GAIN DIVIDENDS 4,023.00
=====

| | | | | | |
|----------|--|------------|------------|-------------------------------|--|
| 311 | CASH CONTRIBUTIONS | | | | |
| | SEE ATTACHED LIST - SEE ATTACHED | | | | |
| 05/13/10 | CASH DISBURSEMENT | -3472.00 | -3472.00 | 1005000038 | |
| | BENEFICIARY CHARITABLE GIFT | | | BENE DISTRIBUTION WITH NO SSN | |
| | PER COMMITTEE APPROVAL | | | **CHANGED** 09/22/10 JLM | |
| | FOR: SEE ATTACHED | | | | |
| | PAID TO: | | | | |
| | BREAST CANCER RESEARCH FOUNDATION | | | | |
| | TR TRAN#=DC000192000004 TR CD=105 REG=0 PORT=INC | | | | |
| 05/13/10 | CASH DISBURSEMENT | -100000.00 | -100000.00 | 1005000041 | |
| | BENEFICIARY CHARITABLE GIFT | | | BENE DISTRIBUTION WITH NO SSN | |
| | PER COMMITTEE APPROVAL | | | **CHANGED** 09/22/10 JLM | |
| | FOR SEE ATTACHED | | | | |
| | PAID TO: | | | | |
| | YADKIN COUNTY UNITED FUND | | | | |
| | TR TRAN#=DC000195000001 TR CD=105 REG=0 PORT=INC | | | | |
| 05/13/10 | CASH DISBURSEMENT | -34000.00 | -34000.00 | 1005000042 | |
| | BENEFICIARY CHARITABLE GIFT | | | BENE DISTRIBUTION WITH NO SSN | |
| | PER COMMITTEE APPROVAL | | | **CHANGED** 09/22/10 JLM | |
| | FOR: SEE ATTACHED | | | | |
| | PAID TO: | | | | |
| | YADKIN COUNTY BOARD OF EDUCATION | | | | |
| | TR TRAN#=DC000195000002 TR CD=105 REG=0 PORT=INC | | | | |
| 05/13/10 | CASH DISBURSEMENT | -35000.00 | -35000.00 | 1005000043 | |
| | BENEFICIARY CHARITABLE GIFT | | | BENE DISTRIBUTION WITH NO SSN | |
| | PER COMMITTEE APPROVAL | | | **CHANGED** 09/22/10 JLM | |
| | FOR: SEE ATTACHED | | | | |
| | PAID TO: | | | | |
| | YADKIN CHRISTIAN MINISTRIES | | | | |
| | TR TRAN#=DC000195000003 TR CD=105 REG=0 PORT=INC | | | | |
| 05/13/10 | CASH DISBURSEMENT | -25000.00 | -25000.00 | 1005000044 | |
| | BENEFICIARY CHARITABLE GIFT | | | BENE DISTRIBUTION WITH NO SSN | |
| | PER COMMITTEE APPROVAL | | | **CHANGED** 09/22/10 JLM | |
| | FOR: SEE ATTACHED | | | | |
| | PAID TO: | | | | |
| | YADKIN ARTS COUNCIL | | | | |
| | TR TRAN#=DC000195000004 TR CD=105 REG=0 PORT=INC | | | | |
| | TOTAL CODE 311 - CASH CONTRIBUTIONS | -197472 00 | -197472 00 | 0 00 | |
| | | ===== | ===== | ===== | |



990PF, PART VII-B LINE 2B – SECTION 4942a2 EXPLANATION STATEMENT

This question does not apply. The foundation does not have any undistributed income from prior years



H. BARNARD CHARITABLE TRUST
 ACCOUNT NO. 7903673

PORTFOLIO DETAIL
 AS OF 05/31/10

| MARKET VALUE MARKET PRICE % OF MARKET | FED TAX COST COST PER UNIT | UNREALIZED GAIN/LOSS (FED TO MKT) | ESTIMATED ANNUAL INCOME | INCOME YIELD AT MARKET/ YIELD TO MATURITY |
|---|-------------------------------|---|-------------------------------|---|
| <u>PRINCIPAL PORTFOLIO</u> | | | | |
| <u>TIF & MONEY MARKET FUNDS</u> | | | | |
| 141,348.01 | 141,348.01 | 0.00 | 73 | 0.05 % |
| I SHS #502 | 1.00 | | | 0.00 % |
| CUSIP: 76628T330 | 3.22 % | | | |
| <u>EQUITY SECURITIES</u> | | | | |
| <u>ENERGY</u> | | | | |
| 226 | 20,236.04 | 4,680.37 | 136 | 0.67 % |
| | 89.540 | | | 0.00 % |
| | 0.46 % | | | |
| CUSIP: 037411105 | | | | |
| 432 | 31,911.84 | 15,189.88 | 1,244 | 3.90 % |
| | 73.870 | | | 0.00 % |
| | 0.73 % | | | |
| CUSIP: 166764100 | | | | |
| 399 | 24,123.54 | 15,409.82 | 702 | 2.91 % |
| | 60.460 | | | 0.00 % |
| | 21.84 | | | |
| CUSIP: 30231G102 | | | | |
| 463 | 11,496.29 | 4,106.60 | 167 | 1.45 % |
| | 24.830 | | | 0.00 % |
| | 0.26 % | | | |
| CUSIP: 406216101 | | | | |
| 353 | 29,126.03 | 3,737.45 | 537 | 1.84 % |
| | 82.510 | | | 0.00 % |
| | 0.66 % | | | |
| CUSIP: 674599105 | | | | |



J. H. BARNARD CHARITABLE TRUST
ACCOUNT NO. 7903673

PORTFOLIO DETAIL
AS OF 05/31/10

PAGE 4

| ASSET DESCRIPTION | MARKET VALUE MARKET PRICE % OF MARKET | FED TAX COST COST PER UNIT | UNREALIZED GAIN/LOSS (FED TO MKT) | ESTIMATED ANNUAL INCOME | INCOME YIELD AT MARKET/ YIELD TO MATURITY |
|--|---|-------------------------------|---|-------------------------------|---|
| 372 SCHLUMBERGER LTD COM CUSIP: 806857108 | 20,887.80 56.150 0.48 % | 28,137.29 75.64 | 7,249.49 | 312 | 1.49 % 0.00 % |
| 137 TRANSOCEAN LTD CHF15 SHS CUSIP: H8817H100 | 7,777.49 56.770 0.18 % | 13,208.99 96.42 | 5,431.50 | 0 | 0.00 % 0.00 % |
| 696 WILLIAMS COS INC COM CUSIP: 969457100 | 13,746.00 19.750 0.31 % | 15,081.97 21.67 | 1,335.97 | 348 | 2.53 % 0.00 % |
| TOTAL ENERGY | 159,305.03 | 138,413.07 | 20,891.96 | 3,446 | 2.16 % |
| MATERIALS | | | | | |
| 195 FREEMAN-MCMURAN COPPER & GOLD INC COM CUSIP: 35671D857 | 13,659.75 70.050 0.31 % | 7,796.41 39.98 | 5,863.34 | 117 | 0.86 % 0.00 % |
| 187 MONSANTO CU NEW COM CUSIP: 61166W101 | 9,512.69 50.870 0.22 % | 17,167.11 91.80 | 7,644.52 | 198 | 0.08 % 0.00 % |
| 397 NUCOR CORP COM CUSIP: 670346105 | 17,090.85 43.050 0.39 % | 17,320.11 43.63 | 229.26 | 572 | 0.35 % 0.00 % |
| 165 PRAXAIR INC COM CUSIP: 74005P104 | 12,804.00 77.600 0.29 % | 13,129.70 61.59 | 2,614.30 | 29 | 2.32 % 0.00 % |
| TOTAL MATERIALS | 55,067.29 | 52,413.33 | 653.96 | 1,184 | 2.23 % |



PORTFOLIO DETAIL
AS OF 05/31/10

H. BARNARD CHARITABLE TRUST
ACCOUNT NO. 7903673

| ASSET DESCRIPTION | MARKET VALUE MARKET PRICE % OF MARKET | FED TAX COST COST PER UNIT | UNREALIZED GAIN/LOSS (FED TO MKT) | ESTIMATED ANNUAL INCOME | INCOME YIELD AT MARKET/ YIELD TO MATURITY |
|---|---|-------------------------------|---|-------------------------------|---|
| INDUSTRIALS | | | | | |
| 756 ABB LTD SWITZERLAND SPONS ADR CUSIP: 000375204 | 12,859.56 17.010 0.29 % | 17,116.13 22.64 | 4,256.57- | 0 | 0.00 % 0.00 % |
| 332 EMERSON ELEC CO COM CUSIP: 291011104 | 15,418.08 46.440 0.35 % | 15,717.12 47.34 | 299.04- | 445 | 2.89 % 0.00 % |
| 383 FLUOR CORP COM NEW CUSIP: 343412102 | 17,970.36 46.920 0.41 % | 17,293.81 45.15 | 676.55 | 192 | 1.07 % 0.00 % |
| 1,106 GENERAL ELEC CO COM CUSIP: 369604103 | 18,083.10 16.350 0.41 % | 7,539.41 6.82 | 10,543.69 | 442 | 2.44 % 0.00 % |
| 378 HUNT J B TRANS SVCS INC COM CUSIP: 445658107 | 13,052.34 34.530 0.30 % | 12,430.92 32.89 | 621.42 | 181 | 1.39 % 0.00 % |
| 405 PARKER HANNIFIN CORP COM CUSIP: 701094104 | 24,891.30 61.460 0.57 % | 22,274.73 55.00 | 2,616.57 | 421 | 1.69 % 0.00 % |
| 186 UNION PACIFIC CORP COM CUSIP: 907818108 | 13,285.98 71.430 0.30 % | 10,158.65 54.62 | 3,127.33 | 246 | 1.85 % 0.00 % |
| 328 UNITED PARCEL SVC INC CL B COM CUSIP: 911312106 | 20,585.28 62.760 0.47 % | 17,588.67 53.62 | 2,996.61 | 617 | 3.00 % 0.00 % |



PORTFOLIO DETAIL
AS OF 05/31/10

E. H. BARNARD CHARITABLE TRUST
ACCOUNT NO. 7903673

| PAR VALUE OR SHARES | ASSET DESCRIPTION | MARKET VALUE MARKET PRICE % OF MARKET | FED TAX COST COST PER UNIT | UNREALIZED GAIN/LOSS (FED TO MKT) | ESTIMATED ANNUAL INCOME | INCOME YIELD AT MARKET/ YIELD TO MATURITY |
|-------------------------------------|---|---|-------------------------------|---|-------------------------------|---|
| 328 | UNITED TECHNOLOGIES CORP COM CUSIP: 913017109 | 22,100.64 67.380 0.50 % | 10,025.39 30.57 | 12,075.25 | 558 | 2.52 % 0.00 % |
| TOTAL INDUSTRIALS | | 158,246.64 | 130,144.83 | 28,101.81 | 3,101 | 1.96 % |
| CONSUMER DISCRETIONARY | | | | | | |
| 161 | AMAZON INC COM CUSIP: 023135106 | 20,199.06 125.660 0.46 % | 19,142.31 118.90 | 1,056.75 | 0 | 0.00 % 0.00 % |
| 408 | CARNIVAL CORP COM CUSIP: 143658300 | 14,781.84 36.230 0.34 % | 15,088.98 36.98 | 307.14 | 163 | 1.10 % 0.00 % |
| 379 | COACH INC COM CUSIP: 189754104 | 15,580.69 41.110 0.35 % | 12,621.95 33.30 | 2,958.74 | 221 | 1.66 % 0.00 % |
| 660 | HOME DEPOT INC COM CUSIP: 437076102 | 22,347.60 33.860 0.51 % | 12,627.29 23.68 | 9,720.31 | 424 | 1.79 % 0.00 % |
| 260 | KOHL'S CORP COM CUSIP: 500255104 | 13,195.00 50.750 0.30 % | 9,733.39 37.44 | \$ 46,61 | 0 | 0.00 % 0.00 % |
| 326 | OMNICOM GROUP COM CUSIP: 681919106 | 12,371.70 37.950 0.28 % | 12,796.39 39.25 | 424.69 | 261 | 2.11 % 0.00 % |
| 664 | WALT DISNEY CO COM CUSIP: 254687106 | 22,190.88 33.420 0.51 % | 21,519.63 32.11 | 871.25 | 232 | 1.05 % 0.00 % |
| TOTAL CONSUMER DISCRETIONARY | | 120,666.77 | 106,329.94 | 14,336.83 | 1,508 | 1.25 % |

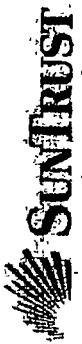


H. BARNARD CHARITABLE TRUST
ACCOUNT NO. 7903673

PORTFOLIO DETAIL
AS OF 05/31/10

PAGE 7

| ASSET DESCRIPTION | MARKET VALUE MARKET PRICE % OF MARKET | FED TAX COST COST PER UNIT | UNREALIZED GAIN/LOSS (FED TO MKT) | ESTIMATED ANNUAL INCOME | INCOME YIELD AT MARKET/ YIELD TO MATURITY |
|--|---|-------------------------------|---|-------------------------------|---|
| CONSUMER STAPLES | | | | | |
| 565 CVS CAREMARK CORP COM CUSIP: 126650100 | 19,565.95 34.630 0.45 % | 16,282.73 28.82 | 3,283.22 | 198 | 1.01 % 0.00 % |
| 361 PEPSICO INC COM CUSIP: 713448108 | 22,703.29 62.890 0.52 % | 21,948.24 60.80 | 755.05 | 693 | 3.05 % 0.00 % |
| 498 PHILIP MORRIS INTL COM CUSIP: 718172109 | 21,971.76 44.120 0.50 % | 24,952.41 50.11 | 2,980.65- | 1,155 | 5.26 % 0.00 % |
| 296 PROCTER & GAMBLE CO COM CUSIP: 742718109 | 18,082.64 61.090 0.41 % | 17,836.72 60.26 | 245.92 | 570 | 3.15 % 0.00 % |
| 292 WAL-MART STORES INC COM CUSIP: 931142103 | 14,763.52 50.560 0.34 % | 12,737.04 43.62 | 2,026.48 | 353 | 2.39 % 0.00 % |
| TOTAL CONSUMER STAPLES | 97,087.16 | 93,757.14 | 3,330.02 | 2,970 | 3.06 % |



E.H. BARNARD CHARITABLE TRUST
ACCOUNT NO. 7903673

PORTFOLIO DETAIL
AS OF 05/31/10

| PAR VALUE OR SHARES | ASSET DESCRIPTION | MARKET VALUE MARKET PRICE % OF MARKET | FED TAX COST COST PER UNIT | UNREALIZED GAIN/LOSS (FEED TO MKT) | ESTIMATED ANNUAL INCOME | INCOME YIELD AT MARKET/ YIELD TO MATURITY |
|--------------------------|--|---|-------------------------------|--|-------------------------------|---|
| 421 | ABBOTT LABS COM CUSIP: 002824100 | 20,022.76 47.560 0.46 % | 22,406.38 53.22 | 2,383.62 | 741 | 3.70 % 0.00 % |
| 250 | ANGEN INC COM CUSIP: 031162100 | 12,945.00 51.780 0.29 % | 12,597.83 50.39 | 347.17 | 0 | 0.00 % 0.00 % |
| 288 | BAXTER INTL INC COM CUSIP: 071813109 | 12,162.24 42.230 0.28 % | 16,082.87 55.84 | 3,920.63 | 334 | 2.75 % 0.00 % |
| 284 | EXPRESS SCRIPTS INC COM CUSIP: 302182100 | 28,570.40 100.600 0.65 % | 17,931.54 63.14 | 10,638.86 | 0 | 0.00 % 0.00 % |
| 459 | JOHNSON & JOHNSON COM CUSIP: 478160104 | 26,759.70 58.300 0.61 | 28,307.47 61.67 | 1,547.77 | 991 | 5.70 % 0.00 % |
| 507 | MERCK & CO INC NEW COM CUSIP: 58933Y105 | 16,912.58 33.690 0.38 | 18,408.11 36.67 | 1,495.53 | 763 | 51 0.00 |
| 345 | TEVA PHARMACEUTICAL INDUS LTD SPONS ADR CUSIP: 881624209 | 18,912.90 54.820 0.43 | 19,987.79 57.94 | 1,074.89 | 199 | 5.05 % 0.00 % |
| 240 | THERMO FISHER SCIENTIFIC INC COM CUSIP: 883556102 | 12,494.40 52.060 0.28 % | 13,728.77 57.20 | 1,234.37 | 0 | 0.00 % 0.00 % |
| TOTAL HEALTH CARE | | 148,779.78 | 149,450.76 | 670.98 | 3,029 | 2.04 % |



PORTFOLIO DETAIL

H. BARNARD CHARITABLE TRUST
 ACCOUNT NO. 7903673

| ASSET DESCRIPTION | MARKET VALUE MARKET PRICE % OF MARKET | FED TAX COST COST PER UNIT | UNREALIZED GAIN/LOSS (FED TO MKT) | ESTIMATED ANNUAL INCOME | INCOME YIELD AT MARKET/ YIELD TO MATURITY |
|---|---|-------------------------------|---|-------------------------------|---|
| 1,608 BANK OF AMERICA CORP COM CUSIP: 060505104 | 25,309.92 15,740 0.58 % | 19,326.29 12.02 | 5,983.63 | 64 | 0.25 % 0.00 % |
| 519 BANK OF NEW YORK MELLON CORP COM CUSIP: 064058100 | 14,116.80 27,200 0.32 % | 18,427.99 35.51 | 4,311.19- | 187 | 1.32 % 0.00 % |
| 564 CAPITAL ONE FINL CORP COM CUSIP: 14040H105 | 23,293.20 41,300 0.53 % | 22,739.22 40.32 | 553.98 | 113 | 0.49 % 0.00 % |
| 99 GOLDMAN SACHS GROUP INC COM CUSIP: 38141G104 | 14,281.74 144,260 0.33 % | 15,271.27 154.26 | 989.53- | 139 | 0.97 % 0.00 % |
| 457 HARTFORD FINL SVCS GROUP INC COM CUSIP: 416515104 | 11,456.99 25,070 0.26 % | 13,167.07 28.81 | 1,710.08- | 91 | 0.79 % 0.00 % |
| 541 INVESCO LTD USDO.2 BERMUDA COM CUSIP: 6491BT108 | 10,040.96 18,560 0.23 % | 14,241.71 26.32 | 4,200.75- | 238 | 2.37 % 0.00 % |
| 767 JP MORGAN CHASE & CO COM CUSIP: 46625H100 | 30,357.86 39,580 0.69 % | 26,500.13 34.55 | 3,857.73 | 153 | 0.50 % 0.00 % |
| 544 MORGAN STANLEY COM NEW CUSIP: 617446448 | 14,747.84 27,110 0.34 % | 13,634.04 25.06 | 1,113.80 | 109 | 0.74 % 0.00 % |

FINANCIALS



PORTFOLIO DETAIL
AS OF 05/31/10

E. H. BARNARD CHARITABLE TRUST
ACCOUNT NO. 7903673

| PAR VALUE OR SHARES | ASSET DESCRIPTION | MARKET VALUE MARKET PRICE % OF MARKET | FED TAX COST COST PER UNIT | UNREALIZED GAIN/LOSS (FED TO MKT) | ESTIMATED ANNUAL INCOME | INCOME YIELD AT MARKET/ YIELD TO MATURITY |
|-------------------------|--|---|-------------------------------|---|-------------------------------|---|
| 190 | PNC FINL SVCS GROUP INC COM CUSIP: 693475105 | 11,922.50 62.750 0.27 % | 11,597.94 61.04 | 324.56 | 76 | 0.64 % 0.00 % |
| 289 | TRAVELERS COS INC/THE COM CUSIP: 89417E109 | 14,296.83 49.470 0.33 % | 13,568.48 46.95 | 728.35 | 416 | 2.91 % 0.00 % |
| 612 | WELLS FARGO & CO NEW COM CUSIP: 949746101 | 17,558.28 28.690 0.40 % | 17,629.99 28.81 | 71.71 | 122 | 0.69 % 0.00 % |
| TOTAL FINANCIALS | | 187,382.92 | 186,104.13 | 1,278.79 | 1,709 | 0.91 % |

INFORMATION TECHNOLOGY

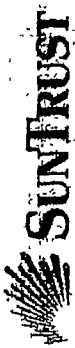
| | | | | | | |
|-------|---|-------------------------------|---------------------|-----------|-----|------------------|
| 132 | APPLE INC COM CUSIP: 037833100 | 33,908.16 256.880 0.77 | 22,151.59 167.81 | 11,756.77 | 0 | 0.00 % 0.00 % |
| 1,251 | CISCO SYS INC COM CUSIP: 17275R102 | 28,973.16 23.160 0.66 | 29,234.26 23.37 | 261.10 | 0 | 0.00 % 0.00 % |
| 913 | EMC CORP MASS COM CUSIP: 268648102 | 17,000.06 18.620 0.39 | 15,960.62 17.48 | 1,039.44 | 0 | 0.00 % 0.00 % |
| 50 | GOOGLE INC CL A COM CUSIP: 38259P508 | 24,281.50 485.630 0.55 | 23,808.74 476.17 | 472.76 | 0 | 0.00 % 0.00 % |
| 751 | HEWLETT-PACKARD CO COM CUSIP: 428236103 | 34,553.51 46.010 0.79 % | 56,156.91 48.15 | 1,603.40 | 240 | 0.69 % 0.00 % |



H. BARNARD CHARITABLE TRUST
 ACCOUNT NO. 7903673

PORTFOLIO DETAIL
 AS OF 05/31/10

| SHARE VALUE OR SHARES | ASSET DESCRIPTION | MARKET VALUE MARKET PRICE % OF MARKET | FED TAX COST COST PER UNIT | UNREALIZED GAIN/LOSS (FED TO MKI) | ESTIMATED ANNUAL INCOME | INCOME YIELD AT MARKET/ YIELD TO MATURITY |
|-------------------------------------|---|---|-------------------------------|---|-------------------------------|---|
| 1,025 | INTEL CORP COM CUSIP: 458140100 | 21,955.50 21.420 0.50 % | 11,811.47 11.52 | 10,144.03 | 646 | 2.94 % 0.00 % |
| 993 | MICROSOFT CORP COM CUSIP: 594918104 | 25,619.40 25.800 0.58 % | 7,056.31 7.11 | 18,563.09 | 516 | 2.01 % 0.00 % |
| 790 | ORACLE CORP COM CUSIP: 68389X105 | 17,830.30 22.570 0.41 % | 16,298.96 20.63 | 1,531.34 | 158 | 0.89 % 0.00 % |
| 488 | TEXAS INSTRS INC COM CUSIP: 882508104 | 11,916.96 24.420 0.27 % | 13,818.10 28.32 | 1,901.14- | 234 | 1.96 % 0.00 % |
| 156 | VISA INC CL A COM CUSIP: 92826C839 | 11,303.76 72.460 0.26 % | 10,525.27 67.47 | 778.49 | 78 | 0.69 % 0.00 % |
| TOTAL INFORMATION TECHNOLOGY | | 227,342.31 | 186,822.03 | 40,520.28 | 1,873 | 0.82 % |
| TELECOMMUNICATION SERVICES | | | | | | |
| 647 | VERIZON COMMUNICATIONS COM CUSIP: 92343V104 | 12,301.44 27.520 0.28 % | 10,634.41 23.79 | 1,667.03 | 849 | 6.90 % 0.00 % |



E.H. BARNARD CHARITABLE TRUST
ACCOUNT NO. 7903673

PORTFOLIO DETAIL

AS OF 05/31/10

PAGE 12

| PAR VALUE OR SHARES | ASSET DESCRIPTION | MARKET VALUE MARKET PRICE % OF MARKET | FED TAX COST COST PER UNIT | UNREALIZED GAIN/LOSS (FED TO MKT) | ESTIMATED ANNUAL INCOME | INCOME YIELD AT MARKET/ YIELD TO MATURITY |
|------------------------|--|---|-------------------------------|---|-------------------------------|---|
| 375 | EXELON CORP COM CUSIP 30161N101 | 14,475.00 38.600 0.33 % | 26,421.73 70.46 | 11,946.73- | 788 | 5.44 % 0.00 % |
| | TOTAL EQUITY SECURITIES | 1,178,654.34 | 1,080,491.37 | 98,162.97 | 20,455 | 1.74 % |
| | MUTUAL FUNDS | | | | | |
| 8,095.421 | ABERDEEN FDS EQUITY LONG SHORT FD INSTL CL CUSIP: 003020336 | 88,159.13 10.890 2.01 % | 88,402.00 10.92 | 242.87- | 0 | 0.00 % 0.00 % |
| 12,441.84 | FORUM FDS ABSOLUTE STRATEGIES FD INSTL SHS CUSIP: 34984T600 | 151,634.67 10.580 3.00 % | 128,131.80 10.30 | 3,502.87 | 692 | 1.29 0.00 % |
| 3,965.595 | JANUS FDS PERKINS SMALL CAP VALUE FD CL I CUSIP: 47103C183 | 88,194.79 22.240 2.01 % | 79,430.82 20.03 | 8,763.97 | 754 | 0.27 0.00 % |
| 50,358.401 | MANNING & NAPIER FD INC WORLD OPPORTUNITIES SER I A CUSIP: 563821545 | 219,794.82 7.240 5.00 % | 241,564.45 7.96 | 21,769.63- | 791 | 0.81 0.00 % |
| 7,295.312 | OPPENHEIMER FDS DEVELOPING MKTS INSTL FD CL Y CUSIP: 683974505 | 90,456.31 27.450 2.06 % | 89,555.24 27.18 | 901.07 | 579 | 0.64 0.00 % |
| 11,913.708 | PIMCO COMMODITY REALRETURN STRATEGY FD USA-INS CUSIP: 722005667 | 89,114.54 7.480 2.03 % | 78,641.77 6.60 | 10,472.77 | 9,362 | 10.51 0.00 % |

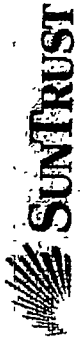


H. BARNARD CHARITABLE TRUST
ACCOUNT NO. 7903673

PORTFOLIO DETAIL
AS OF 05/31/10

PAGE 13

| PAR VALUE OR SHARES | ASSET DESCRIPTION | MARKET VALUE MARKET PRICE % OF MARKET | FED TAX COST COST PER UNIT | UNREALIZED GAIN/LOSS (FED TO MKT) | ESTIMATED ANNUAL INCOME | INCOME YIELD AT MARKET/ YIELD TO MATURITY |
|--------------------------|--|---|-------------------------------|---|-------------------------------|---|
| 19,584.414 | PIMCO FDS INVT GRADE CORP BD INSTL INVT GRADE CORP BD FD INSTL CL CUSIP: 722005816 | 217,387.00 11.100 4.95 % | 196,746.77 10.05 | 20,640.23 | 13,161 | 6.05 % 0.00 % |
| 13,342.108 | SENTINEL FDS SMALL CO FD-I CUSIP: 817288825 | 88,858.44 6.660 2.02 % | 77,601.84 5.82 | 11,256.60 | 0 | 0.00 % 0.00 % |
| 24,116.441 | TEMPLETON INCOME TR GLOBAL BD FD ADVISOR CL CUSIP: 880208400 | 312,066.75 12.940 7.10 % | 311,383.00 12.91 | 683.75 | 15,309 | 4.91 % 0.00 % |
| TOTAL MUTUAL FUNDS | | 1,325,666.45 | 1,291,457.69 | 34,208.76 | 42,128 | 3.18 % |
| PROPRIETARY FUNDS | | | | | | |
| 89,546.567 | RIDGEMORTH FD-INTERMEDIATE BD I SHS #850 CUSIP: 76628T702 | 961,730.13 10.740 21.89 % | 900,528.79 10.06 | 61,201.34 | 26,670 | 2.77 % 0.00 % |
| 7,998.285 | RIDGEMORTH FD-INTL EQUITY INDEX I SHS #530 CUSIP: 76628R813 | 87,181.31 10.900 1.98 % | 81,148.02 10.15 | 6,033.29 | 5,245 | 6.02 % 0.00 % |
| 6,804.986 | RIDGEMORTH FD-INTL 130/30 I SHS #242 CUSIP: 76628R870 | 39,741.12 5.840 0.90 % | 59,076.27 8.68 | 19,335.15- | 1,660 | 4.18 % 0.00 % |
| 8,278.932 | RIDGEMORTH FD-MIDCAP VAL EQUITY I SHS #412 CUSIP: 76628R615 | 88,667.36 10.710 2.02 % | 60,165.03 7.27 | 28,502.33 | 331 | 0.37 % 0.00 % |
| 25,403.165 | RIDGEMORTH FD-SEIX FLTG RT HIGH INCH I SHS #203 CUSIP: 76628T678 | 218,975.28 8.620 4.98 % | 205,618.90 8.09 | 13,356.38 | 12,905 | 5.89 % 0.00 % |



E. H. BARNARD CHARITABLE TRUST
ACCOUNT NO. 7903673

PORTFOLIO DETAIL
AS OF 05/31/10

PAGE 14

| PAR VALUE OR SHARES | ASSET DESCRIPTION | MARKET VALUE MARKET PRICE % OF MARKET | FED TAX COST COST PER UNIT | UNREALIZED GAIN/LOSS (FED TO MKT) | ESTIMATED ANNUAL INCOME | INCOME YIELD AT MARKET/ YIELD TO MATURITY |
|---------------------|---|---------------------------------------|----------------------------|-----------------------------------|-------------------------|---|
| 35,244 159 | RIDGEWORTH FD-SHORT TERM BD I SHS #516 CUSIP: 76628T611 | 350,326.94 9.940 7.97 % | 340.672.23 9.67 | 9,654.71 | 9,939 | 2.84 % 0.00 % |

TOTAL PROPRIETARY FUNDS

1,746,622.14 1,647,209.24 99,412.90 56,749 3.25 %

MISCELLANEOUS ASSETS

| | | | | | | |
|---|--|-------------------------|--------------|------|---|------------------|
| 1 | CLASS ACTION PENDING BELLSOUTH ON RCPT OF FINAL PMT CUSIP 997000PJ7 | 0.00 0.000 0.00 % | 0.00 0.00 | 0.00 | 0 | 0.00 % 0.00 % |
| 1 | CLASS ACTION PENDING CISCO SYSTEMS ON RCPT OF FINAL PMT CUSIP: 997000ND2 | 0.00 0.000 0.00 % | 0.00 0.00 | 0.00 | 0 | 0.00 % 0.00 % |
| 1 | CLASS ACTION PENDING DELL INC ON RCPT OF FINAL PMT CUSIP: 997001HY1 | 0.00 0.000 0.00 % | 0.00 0.00 | 0.00 | 0 | 0.00 % 0.00 % |
| 1 | CLASS ACTION PENDING EL PASO CORP ON RCPT OF FINAL PMT CUSIP 997000RLO | 0.00 0.000 0.00 % | 0.00 0.00 | 0.00 | 0 | 0.00 % 0.00 % |
| 1 | CLASS ACTION PENDING ENRON CORP ON RCPT OF FINAL PMT CUSIP 997000WS9 | 0.00 0.000 0.00 % | 0.00 0.00 | 0.00 | 0 | 0.00 % 0.00 % |

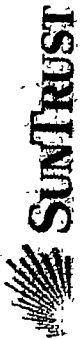


H. BARNARD CHARITABLE TRUST
ACCOUNT NO. 7903673

PORTFOLIO DETAIL
AS OF 05/31/10

PAGE 15

| PAR VALUE OR SHARES | ASSET DESCRIPTION | MARKET VALUE MARKET PRICE % OF MARKET | FED TAX COST COST PER UNIT | UNREALIZED GAIN/LOSS (FED TO MKT) | ESTIMATED ANNUAL INCOME | INCOME YIELD AT MARKET/ YIELD TO MATURITY |
|----------------------------|--|---|-------------------------------|---|-------------------------------|---|
| 1 | CLASS ACTION PENDING FEDERAL HOME LOAN MTG CORP ON RCPT OF FINAL PMT CUSIP: 997000NNO | 0.00 0.000 0.00 % | 0.00 0.00 | 0.00 | 0 | 0.00 % 0.00 % |
| 1 | CLASS ACTION PENDING FLEMING CORP ON RCPT OF FINAL PMT CUSIP: 997000HX5 | 0.00 0.000 0.00 % | 1.00 1.00 | 1.00- | 0 | 0.00 % 0.00 % |
| 1 | CLASS ACTION PENDING MERRILL LYNCH & CO INC ON RCPT OF FINAL PMT CUSIP: 997000UK8 | 0.00 0.000 0.00 % | 0.00 0.00 | 0.00 | 0 | 0.00 % 0.00 % |
| 1 | CLASS ACTION PENDING TYCO INTL ON RCPT OF FINAL PMT CUSIP: 997000VX9 | 0.00 0.000 0.00 % | 0.00 0.00 | 0.00 | 0 | 0.00 % 0.00 % |
| TOTAL MISCELLANEOUS ASSETS | | 0.00 | 1.00 | 1.00- | 0 | 0.00 % |
| PRINCIPAL PORTFOLIO TOTAL | | 4,392,290.94 | 4,160,507.31 | 231,783.63 | 119,406 | 2.72 % |
| INCOME PORTFOLIO | | | | | | |



E. H. BARNARD CHARITABLE TRUST
ACCOUNT NO. 7903673

PORTFOLIO DETAIL
AS OF 05/31/10

| PAR VALUE OR SHARES | ASSET DESCRIPTION | MARKET VALUE MARKET PRICE % OF MARKET | FED TAX COST COST PER UNIT | UNREALIZED GAIN/LOSS (FED TO MKT) | ESTIMATED ANNUAL INCOME | INCOME YIELD AT MARKET/ YIELD TO MATURITY |
|------------------------|---|---|-------------------------------|---|-------------------------------|---|
| 1,388.73 | RIDGEWORTH FD-US GOVT SECS MM I SHS #502 CUSIP: 76628T330 | 1,388.73 1.000 0.03 | 1,388.73 1.00 | 0.00 | 1 | 0.07 0.00 |
| | INCOME PORTFOLIO TOTAL | 1,388.73 | 1,388.73 | 0.00 | 1 | 0.07 % |

TOTAL ASSETS 4,393,679.87 **231,783.63** **119,407** **2.72%**

**FORM 990-PF - PART IV
CAPITAL GAINS AND LOSSES FOR TAX ON INVESTMENT INCOME**

| Kind of Property | | Description | | | | P or D | Date acquired | Date sold |
|--|---------------------------------------|--|--------------------------|---------------------------------|------------------------------------|--------------|-------------------------|------------|
| Gross sale price less expenses of sale | Depreciation allowed/ allowable | Cost or other basis | FMV as of 12/31/69 | Adj. basis as of 12/31/69 | Excess of FMV over adj basis | | Gain or (loss) | |
| | | TOTAL LONG-TERM CAPITAL GAIN DIVIDENDS | | | | | 4,023. | |
| 7,756.00 | | 107. C R BARD INC COMMON STOCK PROPERTY TYPE: SECURITIES 9,106.00 | | | | | 09/13/2007 -1,350.00 | 06/01/2009 |
| 408.00 | | 73. HARRIS STRATEX NETWORKS INC COM PROPERTY TYPE: SECURITIES 392.00 | | | | | 05/28/2009 16.00 | 06/03/2009 |
| 4.00 | | .7801 HARRIS STRATEX NETWORKS INC COM PROPERTY TYPE: SECURITIES 4.00 | | | | | 05/28/2009 | 06/05/2009 |
| 18,529.00 | | 283. LABORATORY CORP OF AMERICA HLDGS CO PROPERTY TYPE: SECURITIES 21,661.00 | | | | | 05/20/2008 -3,132.00 | 06/22/2009 |
| 432.00 | | 18. AT&T INC PROPERTY TYPE: SECURITIES 735.00 | | | | | 09/13/2007 -303.00 | 07/20/2009 |
| 1,246.00 | | 28. ABBOTT LABS COM PROPERTY TYPE: SECURITIES 1,540.00 | | | | | 02/20/2008 -294.00 | 07/20/2009 |
| 2,237.00 | | 106.829 ALLIANZ NFJ SMALL-CAP VALUE-I PROPERTY TYPE: SECURITIES 3,285.00 | | | | | 08/18/2008 -1,048.00 | 07/20/2009 |
| 411.00 | | 7. AMGEN INC PROPERTY TYPE: SECURITIES 350.00 | | | | | 03/30/2009 61.00 | 07/20/2009 |
| 1,139.00 | | 15. APACHE CORP COM PROPERTY TYPE: SECURITIES 1,001.00 | | | | | 11/09/2006 138.00 | 07/20/2009 |
| 612.00 | | 4. APPLE COMPUTER INC COM PROPERTY TYPE: SECURITIES 720.00 | | | | | 01/08/2008 -108.00 | 07/20/2009 |

**FORM 990-PF - PART IV
CAPITAL GAINS AND LOSSES FOR TAX ON INVESTMENT INCOME**

| Kind of Property | | Description | | | | P or D | Date acquired | Date sold |
|--|---------------------------------------|---------------------------|--------------------------|--------------------------------|------------------------------------|--------------|----------------------|------------|
| Gross sale price less expenses of sale | Depreciation allowed/ allowable | Cost or other basis | FMV as of 12/31/69 | Adj basis as of 12/31/69 | Excess of FMV over adj basis | | Gain or (loss) | |
| 530.00 | | 827.00 | | | | | 02/07/2008 | 07/20/2009 |
| | | | | | | | | |
| | | | | | | | | |
| 598.00 | | 574.00 | | | | | 11/24/2008 | 07/20/2009 |
| | | | | | | | | |
| | | | | | | | | |
| 307.00 | | 443.00 | | | | | 10/15/2007 | 07/20/2009 |
| | | | | | | | | |
| | | | | | | | | |
| 1,439.00 | | 1,260.00 | | | | | 11/09/2006 | 07/20/2009 |
| | | | | | | | | |
| | | | | | | | | |
| 1,840.00 | | 927.00 | | | | | 02/05/2003 | 07/20/2009 |
| | | | | | | | | |
| | | | | | | | | |
| 978.00 | | 1,261.00 | | | | | 11/09/2006 | 07/20/2009 |
| | | | | | | | | |
| | | | | | | | | |
| 416.00 | | 388.00 | | | | | 02/04/2009 | 07/20/2009 |
| | | | | | | | | |
| | | | | | | | | |
| 600.00 | | 1,195.00 | | | | | 09/13/2007 | 07/20/2009 |
| | | | | | | | | |
| | | | | | | | | |
| 1,293.00 | | 1,019.00 | | | | | 02/27/2009 | 07/20/2009 |
| | | | | | | | | |
| | | | | | | | | |
| 789.00 | | 860.00 | | | | | 07/17/2008 | 07/20/2009 |
| | | | | | | | | |
| | | | | | | | | |
| 423.00 | | 571.00 | | | | | 09/13/2007 | 07/20/2009 |
| | | | | | | | | |

**FORM 990-PF - PART IV
CAPITAL GAINS AND LOSSES FOR TAX ON INVESTMENT INCOME**

| Kind of Property | | Description | | | | P or D | Date acquired | Date sold |
|--|---------------------------------------|---------------------------|--------------------------|---------------------------------|------------------------------------|--------------|----------------------|------------|
| Gross sale price less expenses of sale | Depreciation allowed/ allowable | Cost or other basis | FMV as of 12/31/69 | Adj. basis as of 12/31/69 | Excess of FMV over adj basis | | Gain or (loss) | |
| 11,776.00 | | 459.094 | | | | | 11/24/2008 | 07/20/2009 |
| | | | 10,247.00 | | | | 1,529.00 | |
| 23,454.00 | | 914.37 | | | | | 04/21/2008 | 07/20/2009 |
| | | | 36,005.00 | | | | -12,551.00 | |
| 236.00 | | 17. | | | | | 05/15/2008 | 07/20/2009 |
| | | | 300.00 | | | | -64.00 | |
| 1,023.00 | | 33. | | | | | 09/13/2007 | 07/20/2009 |
| | | | 1,818.00 | | | | -795.00 | |
| 342.00 | | 10. | | | | | 09/13/2007 | 07/20/2009 |
| | | | 483.00 | | | | -141.00 | |
| 1,336.00 | | 26. | | | | | 09/13/2007 | 07/20/2009 |
| | | | 1,987.00 | | | | -651.00 | |
| 1,122.00 | | 17. | | | | | 10/17/2007 | 07/20/2009 |
| | | | 988.00 | | | | 134.00 | |
| 1,448.00 | | 21. | | | | | 03/13/1992 | 07/20/2009 |
| | | | 299.00 | | | | 1,149.00 | |
| 629.00 | | 11. | | | | | 10/10/2008 | 07/20/2009 |
| | | | 383.00 | | | | 246.00 | |
| 793.00 | | 68. | | | | | 10/10/1991 | 07/20/2009 |
| | | | 376.00 | | | | 417.00 | |
| 382.00 | | 8. | | | | | 11/17/2008 | 07/20/2009 |
| | | | 372.00 | | | | 10.00 | |

**FORM 990-PF - PART IV
CAPITAL GAINS AND LOSSES FOR TAX ON INVESTMENT INCOME**

| Kind of Property | | Description | | | | P or D | Date acquired | Date sold |
|--|---------------------------------------|---------------------------|--------------------------|---------------------------------|------------------------------------|--------------|----------------------|------------|
| Gross sale price less expenses of sale | Depreciation allowed/ allowable | Cost or other basis | FMV as of 12/31/69 | Adj. basis as of 12/31/69 | Excess of FMV over adj basis | | Gain or (loss) | |
| 430.00 | | 474.00 | | | | | 11/09/2006 | 07/20/2009 |
| | | | | | | | | |
| 462.00 | | 987.00 | | | | | 07/10/2008 | 07/20/2009 |
| | | | | | | | | |
| 680.00 | | 832.00 | | | | | 09/13/2007 | 07/20/2009 |
| | | | | | | | | |
| 518.00 | | 525.00 | | | | | 09/30/2008 | 07/20/2009 |
| | | | | | | | | |
| 1,148.00 | | 1,402.00 | | | | | 01/15/2008 | 07/20/2009 |
| | | | | | | | | |
| 458.00 | | 409.00 | | | | | 05/18/2009 | 07/20/2009 |
| | | | | | | | | |
| 1,516.00 | | 1,474.00 | | | | | 01/01/2003 | 07/20/2009 |
| | | | | | | | | |
| 534.00 | | 595.00 | | | | | 11/09/2006 | 07/20/2009 |
| | | | | | | | | |
| 232.00 | | 176.00 | | | | | 02/27/2009 | 07/20/2009 |
| | | | | | | | | |
| 412.00 | | 430.00 | | | | | 10/13/2008 | 07/20/2009 |
| | | | | | | | | |
| 522.00 | | 490.00 | | | | | 09/13/2007 | 07/20/2009 |
| | | | | | | | | |

**FORM 990-PF - PART IV
CAPITAL GAINS AND LOSSES FOR TAX ON INVESTMENT INCOME**

| Kind of Property | | Description | | | | P or D | Date acquired | Date sold |
|--|---------------------------------------|---|--------------------------|---------------------------------|------------------------------------|--------------|----------------------|-----------|
| Gross sale price less expenses of sale | Depreciation allowed/ allowable | Cost or other basis | FMV as of 12/31/69 | Adj. basis as of 12/31/69 | Excess of FMV over adj basis | | Gain or (loss) | |
| 463.00 | | 19. MICROSOFT CORP COM PROPERTY TYPE: SECURITIES 43.00 | | | | 08/26/1993 | 07/20/2009 | |
| | | | | | | 420.00 | | |
| 228.00 | | 3. MONSANTO CO NEW COM PROPERTY TYPE: SECURITIES 357.00 | | | | 07/10/2008 | 07/20/2009 | |
| | | | | | | -129.00 | | |
| 568.00 | | 20. MORGAN STANLEY DEAN WITTER DISCOVE PROPERTY TYPE: SECURITIES 541.00 | | | | 05/18/2009 | 07/20/2009 | |
| | | | | | | 27.00 | | |
| 696.00 | | 12. NORTHERN TR CORP COM PROPERTY TYPE: SECURITIES 743.00 | | | | 09/13/2007 | 07/20/2009 | |
| | | | | | | -47.00 | | |
| 752.00 | | 11. OCCIDENTAL PETE CORP COM PROPERTY TYPE: SECURITIES 765.00 | | | | 09/10/2008 | 07/20/2009 | |
| | | | | | | -13.00 | | |
| 498.00 | | 23. ORACLE CORPORATION COM PROPERTY TYPE: SECURITIES 472.00 | | | | 09/13/2007 | 07/20/2009 | |
| | | | | | | 26.00 | | |
| 794.00 | | 14. PEPSICO INC COM PROPERTY TYPE: SECURITIES 879.00 | | | | 11/09/2006 | 07/20/2009 | |
| | | | | | | -85.00 | | |
| 359.00 | | 5. PRAXAIR INC COM PROPERTY TYPE: SECURITIES 297.00 | | | | 10/10/2008 | 07/20/2009 | |
| | | | | | | 62.00 | | |
| 503.00 | | 9. PROCTER & GAMBLE CO COM PROPERTY TYPE: SECURITIES 574.00 | | | | 11/09/2006 | 07/20/2009 | |
| | | | | | | -71.00 | | |
| 807.00 | | 18. RAYTHEON CO COM NEW PROPERTY TYPE: SECURITIES 1,123.00 | | | | 09/13/2007 | 07/20/2009 | |
| | | | | | | -316.00 | | |
| 2,289.00 | | 282.593 RIDGEWORTH FD-MIDCAP VAL EQTY #4 PROPERTY TYPE: SECURITIES 3,620.00 | | | | 03/06/2006 | 07/20/2009 | |
| | | | | | | -1,331.00 | | |

**FORM 990-PF - PART IV
CAPITAL GAINS AND LOSSES FOR TAX ON INVESTMENT INCOME**

| Kind of Property | | Description | | | | P or D | Date acquired | Date sold |
|--|---------------------------------------|---|--------------------------|---------------------------------|-------------------------------------|--------------|----------------------|-------------------------|
| Gross sale price less expenses of sale | Depreciation allowed/ allowable | Cost or other basis | FMV as of 12/31/69 | Adj. basis as of 12/31/69 | Excess of FMV over adj. basis | | Gain or (loss) | |
| 2,310.00 | | 271.127 RIDGEWORTH FD-EMERGING GROWTH #5 PROPERTY TYPE: SECURITIES 3,335.00 | | | | | 03/06/2006 | 07/20/2009 -1,025.00 |
| 6,427.00 | | 567.255 RIDGEWORTH FD-INTL EQ INDEX-I #5 PROPERTY TYPE: SECURITIES 5,707.00 | | | | | 12/15/2008 | 07/20/2009 720.00 |
| 2,269.00 | | 389.194 RIDGEWORTH FD-INTL 130/30 #242 PROPERTY TYPE: SECURITIES 3,546.00 | | | | | 04/21/2008 | 07/20/2009 -1,277.00 |
| 641.00 | | 78.076 RIDGEWORTH FD-SEIX FLT HIGH INCM# PROPERTY TYPE: SECURITIES 778.00 | | | | | 01/23/2007 | 07/20/2009 -137.00 |
| 962.00 | | 17. SCHLUMBERGER LTD COM PROPERTY TYPE: SECURITIES 1,631.00 | | | | | 01/07/2008 | 07/20/2009 -669.00 |
| 392.00 | | 23. SCHWAB CHARLES CORP NEW COM PROPERTY TYPE: SECURITIES 363.00 | | | | | 01/28/2009 | 07/20/2009 29.00 |
| 317.00 | | 9. TJX COS INC NEW COM PROPERTY TYPE: SECURITIES 298.00 | | | | | 02/26/2008 | 07/20/2009 19.00 |
| 316.00 | | 8. TARGET CORP COM PROPERTY TYPE: SECURITIES 410.00 | | | | | 11/22/2004 | 07/20/2009 -94.00 |
| 301.00 | | 13. TEXAS INSTRS INC COM PROPERTY TYPE: SECURITIES 376.00 | | | | | 11/09/2006 | 07/20/2009 -75.00 |
| 413.00 | | 10. THERMO ELECTRON CORP COM PROPERTY TYPE: SECURITIES 591.00 | | | | | 07/24/2008 | 07/20/2009 -178.00 |
| 364.00 | | 9. TRAVELERS COS INC/THE COM PROPERTY TYPE: SECURITIES 475.00 | | | | | 11/09/2006 | 07/20/2009 -111.00 |

**FORM 990-PF - PART IV
CAPITAL GAINS AND LOSSES FOR TAX ON INVESTMENT INCOME**

| Kind of Property | | Description | | | | P or D | Date acquired | Date sold |
|--|---------------------------------------|---|--------------------------|---------------------------------|------------------------------------|--------------|-------------------------|-----------|
| Gross sale price less expenses of sale | Depreciation allowed/ allowable | Cost or other basis | FMV as of 12/31/69 | Adj. basis as of 12/31/69 | Excess of FMV over adj basis | | Gain or (loss) | |
| 471.00 | | 9. UNITED PARCEL SVC INC CL B PROPERTY TYPE: SECURITIES 443.00 | | | | 10/29/2008 | 07/20/2009 28.00 | |
| 649.00 | | 12. UNITED TECHNOLOGIES CORP COM PROPERTY TYPE: SECURITIES 278.00 | | | | 10/01/2001 | 07/20/2009 371.00 | |
| 799.00 | | 27. VERIZON COMMUNICATIONS COM PROPERTY TYPE: SECURITIES 1,149.00 | | | | 09/13/2007 | 07/20/2009 -350.00 | |
| 1,116.00 | | 23. WALMART STORES INC COM PROPERTY TYPE: SECURITIES 980.00 | | | | 09/21/2005 | 07/20/2009 136.00 | |
| 1,128.00 | | 45. WELLS FARGO & CO NEW COM PROPERTY TYPE: SECURITIES 1,376.00 | | | | 03/26/2008 | 07/20/2009 -248.00 | |
| 927.00 | | 52. INVESCO LTD BERMUDA COM PROPERTY TYPE: SECURITIES 1,411.00 | | | | 05/23/2008 | 07/20/2009 -484.00 | |
| 574.00 | | 13. ACE LTD CHF 33.74 SHS PROPERTY TYPE: SECURITIES 759.00 | | | | 09/13/2007 | 07/20/2009 -185.00 | |
| 377.00 | | 5. TRANSOCEAN LTD CHF15 SHS PROPERTY TYPE: SECURITIES 577.00 | | | | 09/18/2008 | 07/20/2009 -200.00 | |
| 18,078.00 | | 693. DIRECTV GROUP INC COM PROPERTY TYPE: SECURITIES 18,624.00 | | | | 07/17/2008 | 08/04/2009 -546.00 | |
| 626.00 | | 13. ACE LTD CHF 33.74 SHS PROPERTY TYPE: SECURITIES 564.00 | | | | 02/02/2009 | 08/17/2009 62.00 | |
| 13,345.00 | | 277. ACE LTD CHF 33.74 SHS PROPERTY TYPE: SECURITIES 16,163.00 | | | | 09/13/2007 | 08/17/2009 -2,818.00 | |

**FORM 990-PF - PART IV
CAPITAL GAINS AND LOSSES FOR TAX ON INVESTMENT INCOME**

| Kind of Property | | Description | | | | P or D | Date acquired | Date sold |
|--|---------------------------------------|---|--------------------------|--------------------------------|------------------------------------|--------------|----------------------|------------|
| Gross sale price less expenses of sale | Depreciation allowed/ allowable | Cost or other basis | FMV as of 12/31/69 | Adj basis as of 12/31/69 | Excess of FMV over adj basis | | Gain or (loss) | |
| 13,368.00 | | 235. NORTHERN TR CORP COM PROPERTY TYPE: SECURITIES 14,553.00 | | | | | 09/13/2007 | 09/01/2009 |
| | | | | | | | -1,185.00 | |
| 9,321.00 | | 340. AT&T INC PROPERTY TYPE: SECURITIES 11,902.00 | | | | | 09/13/2007 | 09/28/2009 |
| | | | | | | | -2,581.00 | |
| 8,669.00 | | 518. GENERAL ELEC CO COM PROPERTY TYPE: SECURITIES 2,823.00 | | | | | 12/10/1991 | 09/28/2009 |
| | | | | | | | 5,846.00 | |
| 8,882.00 | | 293. VERIZON COMMUNICATIONS COM PROPERTY TYPE: SECURITIES 12,473.00 | | | | | 09/13/2007 | 09/28/2009 |
| | | | | | | | -3,591.00 | |
| 8,643.00 | | 175. WALMART STORES INC COM PROPERTY TYPE: SECURITIES 7,454.00 | | | | | 09/21/2005 | 09/28/2009 |
| | | | | | | | 1,189.00 | |
| 16,891.00 | | 373. CONOCOPHILLIPS COM PROPERTY TYPE: SECURITIES 27,001.00 | | | | | 09/13/2007 | 09/29/2009 |
| | | | | | | | -10,110.00 | |
| 11,490.00 | | 166. EXXON MOBIL CORP PROPERTY TYPE: SECURITIES 2,367.00 | | | | | 03/13/1992 | 09/29/2009 |
| | | | | | | | 9,123.00 | |
| 9,408.00 | | 289. EDISON INTERNATIONAL COM PROPERTY TYPE: SECURITIES 15,921.00 | | | | | 09/13/2007 | 10/02/2009 |
| | | | | | | | -6,513.00 | |
| 11,631.00 | | 357. EDISON INTERNATIONAL COM PROPERTY TYPE: SECURITIES 19,667.00 | | | | | 09/13/2007 | 10/05/2009 |
| | | | | | | | -8,036.00 | |
| 6,909.00 | | 324. ABB LTD SPONS ADR PROPERTY TYPE: SECURITIES 8,756.00 | | | | | 07/08/2008 | 10/26/2009 |
| | | | | | | | -1,847.00 | |
| 4,404.00 | | 171. AT&T INC PROPERTY TYPE: SECURITIES 3,514.00 | | | | | 03/04/2003 | 10/26/2009 |
| | | | | | | | 890.00 | |

**FORM 990-PF - PART IV
CAPITAL GAINS AND LOSSES FOR TAX ON INVESTMENT INCOME**

| Kind of Property | | Description | | | | P or D | Date acquired | Date sold |
|--|---------------------------------------|--|--------------------------|---------------------------------|------------------------------------|--------------|--------------------------|-----------|
| Gross sale price less expenses of sale | Depreciation allowed/ allowable | Cost or other basis | FMV as of 12/31/69 | Adj. basis as of 12/31/69 | Excess of FMV over adj basis | | Gain or (loss) | |
| 9,743.00 | | 191. ABBOTT LABS COM PROPERTY TYPE: SECURITIES 10,367.00 | | | | 02/20/2008 | 10/26/2009 -624.00 | |
| 51,820.00 | | 2185.591 ALLIANZ NFJ SMALL-CAP VALUE-I PROPERTY TYPE: SECURITIES 43,250.00 | | | | 05/18/2009 | 10/26/2009 8,570.00 | |
| 64,456.00 | | 2718.51 ALLIANZ NFJ SMALL-CAP VALUE-I PROPERTY TYPE: SECURITIES 82,098.00 | | | | 08/18/2008 | 10/26/2009 -17,642.00 | |
| 5,152.00 | | 92. AMGEN INC PROPERTY TYPE: SECURITIES 4,606.00 | | | | 03/30/2009 | 10/26/2009 546.00 | |
| 9,865.00 | | 98. APACHE CORP COM PROPERTY TYPE: SECURITIES 6,537.00 | | | | 11/09/2006 | 10/26/2009 3,328.00 | |
| 13,564.00 | | 66. APPLE COMPUTER INC COM PROPERTY TYPE: SECURITIES 11,383.00 | | | | 01/08/2008 | 10/26/2009 2,181.00 | |
| 5,929.00 | | 369. BANK OF AMERICA CORP COM PROPERTY TYPE: SECURITIES 6,157.00 | | | | 08/17/2009 | 10/26/2009 -228.00 | |
| 6,229.00 | | 213. BANK OF NEW YORK MELLON CORP COM PROPERTY TYPE: SECURITIES 9,785.00 | | | | 02/07/2008 | 10/26/2009 -3,556.00 | |
| 3,808.00 | | 50. C R BARD INC COMMON STOCK PROPERTY TYPE: SECURITIES 4,255.00 | | | | 09/13/2007 | 10/26/2009 -447.00 | |
| 3,811.00 | | 69. BAXTER INTL INC COM PROPERTY TYPE: SECURITIES 3,600.00 | | | | 11/24/2008 | 10/26/2009 211.00 | |
| 3,703.00 | | 149. BERKLEY W R CORP PROPERTY TYPE: SECURITIES 4,701.00 | | | | 10/16/2007 | 10/26/2009 -998.00 | |

**FORM 990-PF - PART IV
CAPITAL GAINS AND LOSSES FOR TAX ON INVESTMENT INCOME**

| Kind of Property | | Description | | | | P or D | Date acquired | Date sold |
|--|---------------------------------------|---|--------------------------|---------------------------------|-------------------------------------|--------------|----------------------|------------|
| Gross sale price less expenses of sale | Depreciation allowed/ allowable | Cost or other basis | FMV as of 12/31/69 | Adj. basis as of 12/31/69 | Excess of FMV over adj. basis | | Gain or (loss) | |
| 9,477.00 | | 255. CVS CORP COM PROPERTY TYPE: SECURITIES 7,257.00 | | | | | 11/09/2006 | 10/26/2009 |
| | | | | | 2,220.00 | | | |
| 15,637.00 | | 203. CHEVRONTExACO CORP COM PROPERTY TYPE: SECURITIES 6,699.00 | | | | | 02/05/2003 | 10/26/2009 |
| | | | | | 8,938.00 | | | |
| 13,360.00 | | 553. CISCO SYSTEMS COM STK PROPERTY TYPE: SECURITIES 14,842.00 | | | | | 11/09/2006 | 10/26/2009 |
| | | | | | -1,482.00 | | | |
| 4,834.00 | | 139. COACH INC COM PROPERTY TYPE: SECURITIES 4,531.00 | | | | | 09/28/2009 | 10/26/2009 |
| | | | | | 303.00 | | | |
| 5,066.00 | | 235. CONAGRA INC COM PROPERTY TYPE: SECURITIES 4,148.00 | | | | | 02/04/2009 | 10/26/2009 |
| | | | | | 918.00 | | | |
| 3,860.00 | | 55. DANAHER CORP COM PROPERTY TYPE: SECURITIES 2,854.00 | | | | | 09/21/2005 | 10/26/2009 |
| | | | | | 1,006.00 | | | |
| 5,648.00 | | 83. DEVON ENERGY CORP COM PROPERTY TYPE: SECURITIES 3,676.00 | | | | | 02/27/2009 | 10/26/2009 |
| | | | | | 1,972.00 | | | |
| 8,692.00 | | 298. WALT DISNEY CO PROPERTY TYPE: SECURITIES 10,001.00 | | | | | 09/13/2007 | 10/26/2009 |
| | | | | | -1,309.00 | | | |
| 6,694.00 | | 381. EMC CORP MASS COM PROPERTY TYPE: SECURITIES 6,714.00 | | | | | 05/15/2008 | 10/26/2009 |
| | | | | | -20.00 | | | |
| 5,647.00 | | 141. EMERSON ELEC CO COM PROPERTY TYPE: SECURITIES 6,803.00 | | | | | 09/13/2007 | 10/26/2009 |
| | | | | | -1,156.00 | | | |
| 8,164.00 | | 164. EXELON CORPORATION COM PROPERTY TYPE: SECURITIES 12,536.00 | | | | | 09/13/2007 | 10/26/2009 |
| | | | | | -4,372.00 | | | |

**FORM 990-PF - PART IV
CAPITAL GAINS AND LOSSES FOR TAX ON INVESTMENT INCOME**

| Kind of Property | | Description | | | | P or D | Date acquired | Date sold |
|--|---------------------------------------|---|--------------------------|---------------------------------|-------------------------------------|--------------|----------------------|--------------|
| Gross sale price less expenses of sale | Depreciation allowed/ allowable | Cost or other basis | FMV as of 12/31/69 | Adj. basis as of 12/31/69 | Excess of FMV over adj. basis | | Gain or (loss) | |
| 9,985.00 | | 124. EXPRESS SCRIPTS INC CLASS A PROPERTY TYPE: SECURITIES 7,206.00 | | | | 10/17/2007 | 10/26/2009 | 2,779.00 |
| 14,242.00 | | 192. EXXON MOBIL CORP PROPERTY TYPE: SECURITIES 2,737.00 | | | | 03/13/1992 | 10/26/2009 | 11,505.00 |
| 8,553.00 | | 104. FREEPORT-MCMORAN COPPER & GOLD IN PROPERTY TYPE: SECURITIES 3,622.00 | | | | 10/10/2008 | 10/26/2009 | 4,931.00 |
| 5,263.00 | | 344. GENERAL ELEC CO COM PROPERTY TYPE: SECURITIES 1,870.00 | | | | 12/10/1991 | 10/26/2009 | 3,393.00 |
| 3,821.00 | | 87. GILEAD SCIENCES INC COM PROPERTY TYPE: SECURITIES 4,044.00 | | | | 11/17/2008 | 10/26/2009 | -223.00 |
| 7,219.00 | | 40. GOLDMAN SACHS GROUP INC COM PROPERTY TYPE: SECURITIES 7,390.00 | | | | 06/26/2008 | 10/26/2009 | -171.00 |
| 13,917.00 | | 25. GOOGLE INC CL A COM PROPERTY TYPE: SECURITIES 11,839.00 | | | | 11/09/2006 | 10/26/2009 | 2,078.00 |
| 6,516.00 | | 213. HALLIBURTON CO COM PROPERTY TYPE: SECURITIES 10,013.00 | | | | 07/10/2008 | 10/26/2009 | -3,497.00 |
| 3,810.00 | | 96. HARRIS CORP DEL COM COM PROPERTY TYPE: SECURITIES 5,598.00 | | | | 09/13/2007 | 10/26/2009 | -1,788.00 |
| 16,783.00 | | 345. HEWLETT PACKARD COM PROPERTY TYPE: SECURITIES 16,891.00 | | | | 09/13/2007 | 10/26/2009 | -108.00 |
| 7,001.00 | | 267. HOME DEPOT INC COM PROPERTY TYPE: SECURITIES 6,675.00 | | | | 09/30/2008 | 10/26/2009 | 326.00 |

**FORM 990-PF - PART IV
CAPITAL GAINS AND LOSSES FOR TAX ON INVESTMENT INCOME**

| Kind of Property | | Description | | | | P or D | Date acquired | Date sold |
|--|---------------------------------------|---|--------------------------|---------------------------------|------------------------------------|--------------|-------------------------|------------|
| Gross sale price less expenses of sale | Depreciation allowed/ allowable | Cost or other basis | FMV as of 12/31/69 | Adj. basis as of 12/31/69 | Excess of FMV over adj basis | | Gain or (loss) | |
| 2,139.00 | | 65. HUNT J B TRANS SVCS PROPERTY TYPE: SECURITIES 2,096.00 | | | | | 09/28/2009 43.00 | 10/26/2009 |
| 8,189.00 | | 412. INTEL CORP COM PROPERTY TYPE: SECURITIES 7,799.00 | | | | | 01/15/2008 390.00 | 10/26/2009 |
| 241.00 | | 2. INTERNATIONAL BUSINESS MACHS COR PROPERTY TYPE: SECURITIES 205.00 | | | | CO | 05/18/2009 36.00 | 10/26/2009 |
| 9,521.00 | | 79. INTERNATIONAL BUSINESS MACHS COR PROPERTY TYPE: SECURITIES 5,994.00 | | | | C | 05/25/2005 3,527.00 | 10/26/2009 |
| 15,119.00 | | 337. J P MORGAN CHASE & CO PROPERTY TYPE: SECURITIES 11,516.00 | | | | | 09/22/2005 3,603.00 | 10/26/2009 |
| 11,155.00 | | 184. JOHNSON & JOHNSON COM PROPERTY TYPE: SECURITIES 11,920.00 | | | | | 09/13/2007 -765.00 | 10/26/2009 |
| 6,642.00 | | 111. KOHL'S CORP COM STK PROPERTY TYPE: SECURITIES 3,906.00 | | | | | 02/27/2009 2,736.00 | 10/26/2009 |
| 4,683.00 | | 173. KRAFT FOODS INC-ACOM PROPERTY TYPE: SECURITIES 4,959.00 | | | | | 10/13/2008 -276.00 | 10/26/2009 |
| 9,086.00 | | 153. MCDONALDS CORP COM PROPERTY TYPE: SECURITIES 8,335.00 | | | | | 09/13/2007 751.00 | 10/26/2009 |
| 6,737.00 | | 208. MERCK & CO INC COM PROPERTY TYPE: SECURITIES 10,389.00 | | | | | 09/13/2007 -3,652.00 | 10/26/2009 |
| 13,962.00 | | 490. MICROSOFT CORP COM PROPERTY TYPE: SECURITIES 1,118.00 | | | | | 08/26/1993 12,844.00 | 10/26/2009 |

**FORM 990-PF - PART IV
CAPITAL GAINS AND LOSSES FOR TAX ON INVESTMENT INCOME**

| Kind of Property | | Description | | | | P or D | Date acquired | Date sold |
|--|---------------------------------------|--|--------------------------|---------------------------------|------------------------------------|--------------|----------------------|------------|
| Gross sale price less expenses of sale | Depreciation allowed/ allowable | Cost or other basis | FMV as of 12/31/69 | Adj. basis as of 12/31/69 | Excess of FMV over adj basis | | Gain or (loss) | |
| 4,905.00 | | 67. MONSANTO CO NEW COM PROPERTY TYPE: SECURITIES 7,964.00 | | | | | 07/10/2008 | 10/26/2009 |
| | | | | | | | -3,059.00 | |
| 9,342.00 | | 266. MORGAN STANLEY DEAN WITTER PROPERTY TYPE: SECURITIES 7,385.00 | | | DISCOV | | 09/01/2009 | 10/26/2009 |
| | | | | | | | 1,957.00 | |
| 4,129.00 | | 92. NUCOR CORP COM PROPERTY TYPE: SECURITIES 4,355.00 | | | | | 08/10/2009 | 10/26/2009 |
| | | | | | | | -226.00 | |
| 6,500.00 | | 78. OCCIDENTAL PETE CORP COM PROPERTY TYPE: SECURITIES 6,116.00 | | | | | 09/29/2009 | 10/26/2009 |
| | | | | | | | 384.00 | |
| 2,417.00 | | 29. OCCIDENTAL PETE CORP COM PROPERTY TYPE: SECURITIES 2,017.00 | | | | | 09/10/2008 | 10/26/2009 |
| | | | | | | | 400.00 | |
| 8,260.00 | | 375. ORACLE CORPORATION COM PROPERTY TYPE: SECURITIES 7,691.00 | | | | | 09/13/2007 | 10/26/2009 |
| | | | | | | | 569.00 | |
| 9,472.00 | | 155. PEPSICO INC COM PROPERTY TYPE: SECURITIES 9,735.00 | | | | | 11/09/2006 | 10/26/2009 |
| | | | | | | | -263.00 | |
| 4,777.00 | | 98. PHILIP MORRIS INTL COM PROPERTY TYPE: SECURITIES 5,344.00 | | | | | 01/15/2008 | 10/26/2009 |
| | | | | | | | -567.00 | |
| 5,960.00 | | 72. PRAXAIR INC COM PROPERTY TYPE: SECURITIES 4,270.00 | | | | | 10/10/2008 | 10/26/2009 |
| | | | | | | | 1,690.00 | |
| 7,364.00 | | 128. PROCTER & GAMBLE CO COM PROPERTY TYPE: SECURITIES 8,164.00 | | | | | 11/09/2006 | 10/26/2009 |
| | | | | | | | -800.00 | |
| 5,990.00 | | 146. QUALCOMM CORP COM STK PROPERTY TYPE: SECURITIES 6,508.00 | | | | | 07/20/2009 | 10/26/2009 |
| | | | | | | | -518.00 | |

**FORM 990-PF - PART IV
CAPITAL GAINS AND LOSSES FOR TAX ON INVESTMENT INCOME**

| Kind of Property | | Description | | | | P or D | Date acquired | Date sold |
|--|---------------------------------------|---------------------------|--------------------------|---------------------------------|------------------------------------|--------------|----------------------|------------|
| Gross sale price less expenses of sale | Depreciation allowed/ allowable | Cost or other basis | FMV as of 12/31/69 | Adj. basis as of 12/31/69 | Excess of FMV over adj basis | | Gain or (loss) | |
| 6,197.00 | | 8,300.00 | | | | | 09/13/2007 | 10/26/2009 |
| | | | | | | | | |
| 6,838.00 | | 5,385.00 | | | | | 05/18/2009 | 10/26/2009 |
| | | | | | | | | |
| 27,014.00 | | 32,260.00 | | | | | 04/21/2008 | 10/26/2009 |
| | | | | | | | | |
| 10,519.00 | | 6,593.00 | | | | | 02/02/2009 | 10/26/2009 |
| | | | | | | | | |
| 21,932.00 | | 26,106.00 | | | | | 02/29/2008 | 10/26/2009 |
| | | | | | | | | |
| 119,215.00 | | 90,241.00 | | | | | 12/15/2008 | 10/26/2009 |
| | | | | | | | | |
| 561.00 | | 746.00 | | | | | 04/21/2008 | 10/26/2009 |
| | | | | | | | | |
| 5,711.00 | | 8,084.00 | | | | | 01/15/2008 | 10/26/2009 |
| | | | | | | | | |
| 4,605.00 | | 4,010.00 | | | | | 01/28/2009 | 10/26/2009 |
| | | | | | | | | |
| 6,297.00 | | 5,201.00 | | | | | 02/26/2008 | 10/26/2009 |
| | | | | | | | | |
| 7,061.00 | | 7,337.00 | | | | | 11/22/2004 | 10/26/2009 |
| | | | | | | | | |

**FORM 990-PF - PART IV
CAPITAL GAINS AND LOSSES FOR TAX ON INVESTMENT INCOME**

| Kind of Property | | Description | | | | P or D | Date acquired | Date sold |
|--|---------------------------------------|--|--------------------------|--------------------------------|------------------------------------|--------------|----------------------|------------|
| Gross sale price less expenses of sale | Depreciation allowed/ allowable | Cost or other basis | FMV as of 12/31/69 | Adj basis as of 12/31/69 | Excess of FMV over adj basis | | Gain or (loss) | |
| 4,811.00 | | 204. TEXAS INSTRS INC COM PROPERTY TYPE: SECURITIES 5,896.00 | | | | | 11/09/2006 | 10/26/2009 |
| | | | | | | | -1,085.00 | |
| 5,544.00 | | 117. THERMO ELECTRON CORP COM PROPERTY TYPE: SECURITIES 6,915.00 | | | | | 07/24/2008 | 10/26/2009 |
| | | | | | | | -1,371.00 | |
| 7,101.00 | | 138. TRAVELERS COS INC/THE COM PROPERTY TYPE: SECURITIES 7,282.00 | | | | | 11/09/2006 | 10/26/2009 |
| | | | | | | | -181.00 | |
| 6,585.00 | | 113. UNION PACIFIC CORP COM PROPERTY TYPE: SECURITIES 8,505.00 | | | | | 09/16/2008 | 10/26/2009 |
| | | | | | | | -1,920.00 | |
| 5,240.00 | | 94. UNITED PARCEL SVC INC CL B PROPERTY TYPE: SECURITIES 4,622.00 | | | | | 10/29/2008 | 10/26/2009 |
| | | | | | | | 618.00 | |
| 10,491.00 | | 159. UNITED TECHNOLOGIES CORP COM PROPERTY TYPE: SECURITIES 3,682.00 | | | | | 10/01/2001 | 10/26/2009 |
| | | | | | | | 6,809.00 | |
| 4,683.00 | | 162. VERIZON COMMUNICATIONS COM PROPERTY TYPE: SECURITIES 6,896.00 | | | | | 09/13/2007 | 10/26/2009 |
| | | | | | | | -2,213.00 | |
| 5,330.00 | | 71. VISA INC CL A COM PROPERTY TYPE: SECURITIES 4,710.00 | | | | | 05/26/2009 | 10/26/2009 |
| | | | | | | | 620.00 | |
| 5,754.00 | | 114. WALMART STORES INC COM PROPERTY TYPE: SECURITIES 4,856.00 | | | | | 09/21/2005 | 10/26/2009 |
| | | | | | | | 898.00 | |
| 7,392.00 | | 256. WELLS FARGO & CO NEW COM PROPERTY TYPE: SECURITIES 7,830.00 | | | | | 03/26/2008 | 10/26/2009 |
| | | | | | | | -438.00 | |
| 5,028.00 | | 223. INVESCO LTD BERMUDA COM PROPERTY TYPE: SECURITIES 6,053.00 | | | | | 05/23/2008 | 10/26/2009 |
| | | | | | | | -1,025.00 | |

**FORM 990-PF - PART IV
CAPITAL GAINS AND LOSSES FOR TAX ON INVESTMENT INCOME**

| Kind of Property | | Description | | | | P or D | Date acquired | Date sold |
|--|---------------------------------------|---------------------------|--------------------------|---------------------------------|------------------------------------|--------------|----------------------|------------|
| Gross sale price less expenses of sale | Depreciation allowed/ allowable | Cost or other basis | FMV as of 12/31/69 | Adj. basis as of 12/31/69 | Excess of FMV over adj basis | | Gain or (loss) | |
| 5,264.00 | | | | | | | 09/18/2008 | 10/26/2009 |
| | | | 6,697.00 | | | | -1,433.00 | |
| 8,114.00 | | | | | | | 09/13/2007 | 10/28/2009 |
| | | | 9,106.00 | | | | -992.00 | |
| 6,996.00 | | | | | | | 09/21/2005 | 11/20/2009 |
| | | | 5,086.00 | | | | 1,910.00 | |
| 463.00 | | | | | | | 02/02/2009 | 11/20/2009 |
| | | | 474.00 | | | | -11.00 | |
| 8,468.00 | | | | | | | 10/13/2008 | 11/20/2009 |
| | | | 8,915.00 | | | | -447.00 | |
| 11,571.00 | | | | | | | 02/04/2009 | 12/23/2009 |
| | | | 8,807.00 | | | | 2,764.00 | |
| 14,048.00 | | | | | | | 09/13/2007 | 12/23/2009 |
| | | | 13,887.00 | | | | 161.00 | |
| 10,322.00 | | | | | | | 02/26/2008 | 12/23/2009 |
| | | | 9,243.00 | | | | 1,079.00 | |
| 272.00 | | | | | | | 07/08/2008 | 01/19/2010 |
| | | | 378.00 | | | | -106.00 | |
| 389.00 | | | | | | | 10/26/2007 | 01/19/2010 |
| | | | 379.00 | | | | 10.00 | |
| 1,184.00 | | | | | | | 03/30/2009 | 01/19/2010 |
| | | | 1,051.00 | | | | 133.00 | |

**FORM 990-PF - PART IV
CAPITAL GAINS AND LOSSES FOR TAX ON INVESTMENT INCOME**

| Kind of Property | | Description | | | | P or D | Date acquired | Date sold |
|--|---------------------------------------|---------------------------|--------------------------|--------------------------------|------------------------------------|--------------|----------------------|------------|
| Gross sale price less expenses of sale | Depreciation allowed/ allowable | Cost or other basis | FMV as of 12/31/69 | Adj basis as of 12/31/69 | Excess of FMV over adj basis | | Gain or (loss) | |
| 854.00 | | 534.00 | | | | | 11/09/2006 | 01/19/2010 |
| | | | | | | | 320.00 | |
| 223.00 | | 227.00 | | | | | 02/04/2009 | 01/19/2010 |
| | | | | | | | -4.00 | |
| 8,029.00 | | 10,209.00 | | | | | 10/16/2007 | 01/19/2010 |
| | | | | | | | -2,180.00 | |
| 370.00 | | 326.00 | | | | | 09/28/2009 | 01/19/2010 |
| | | | | | | | 44.00 | |
| 509.00 | | 310.00 | | | | | 02/27/2009 | 01/19/2010 |
| | | | | | | | 199.00 | |
| 428.00 | | 470.00 | | | | | 09/13/2007 | 01/19/2010 |
| | | | | | | | -42.00 | |
| 696.00 | | 687.00 | | | | | 05/15/2008 | 01/19/2010 |
| | | | | | | | 9.00 | |
| 309.00 | | 338.00 | | | | | 09/13/2007 | 01/19/2010 |
| | | | | | | | -29.00 | |
| 438.00 | | 688.00 | | | | | 09/13/2007 | 01/19/2010 |
| | | | | | | | -250.00 | |
| 722.00 | | 465.00 | | | | | 10/17/2007 | 01/19/2010 |
| | | | | | | | 257.00 | |
| 1,502.00 | | 500.00 | | | | | 12/10/1991 | 01/19/2010 |
| | | | | | | | 1,002.00 | |

**FORM 990-PF - PART IV
CAPITAL GAINS AND LOSSES FOR TAX ON INVESTMENT INCOME**

| Kind of Property | | Description | | | | P or D | Date acquired | Date sold |
|--|---------------------------------------|--|--------------------------|---------------------------------|------------------------------------|--------------|-------------------------|-----------|
| Gross sale price less expenses of sale | Depreciation allowed/ allowable | Cost or other basis | FMV as of 12/31/69 | Adj. basis as of 12/31/69 | Excess of FMV over adj basis | | Gain or (loss) | |
| 642.00 | | 14. GILEAD SCIENCES INC COM PROPERTY TYPE: SECURITIES 651.00 | | | | 11/17/2008 | 01/19/2010 -9.00 | |
| 989.00 | | 6. GOLDMAN SACHS GROUP INC COM PROPERTY TYPE: SECURITIES 1,075.00 | | | | 06/26/2008 | 01/19/2010 -86.00 | |
| 365.00 | | 7. HEWLETT PACKARD COM PROPERTY TYPE: SECURITIES 343.00 | | | | 09/13/2007 | 01/19/2010 22.00 | |
| 1,252.00 | | 44. HOME DEPOT INC COM PROPERTY TYPE: SECURITIES 1,100.00 | | | | 09/30/2008 | 01/19/2010 152.00 | |
| 774.00 | | 37. INTEL CORP COM PROPERTY TYPE: SECURITIES 676.00 | | | | 05/26/2006 | 01/19/2010 98.00 | |
| 26,435.00 | | 199. INTERNATIONAL BUSINESS MACHS COR PROPERTY TYPE: SECURITIES 15,098.00 | | | | 05/25/2005 | 01/19/2010 11,337.00 | |
| 1,127.00 | | 26. J P MORGAN CHASE & CO PROPERTY TYPE: SECURITIES 886.00 | | | | 09/22/2005 | 01/19/2010 241.00 | |
| 5,000.00 | | 232.775 JANUS PERKINS SMALL CAP VALUE-I PROPERTY TYPE: SECURITIES 4,662.00 | | | | 10/26/2009 | 01/19/2010 338.00 | |
| 1,733.00 | | 27. JOHNSON & JOHNSON COM PROPERTY TYPE: SECURITIES 1,707.00 | | | | 09/13/2007 | 01/19/2010 26.00 | |
| 462.00 | | 9. KOHL'S CORP COM STK PROPERTY TYPE: SECURITIES 317.00 | | | | 02/27/2009 | 01/19/2010 145.00 | |
| 3,856.00 | | 460.143 MANNING & NAPIER WORLD OPPTYS-A PROPERTY TYPE: SECURITIES 3,700.00 | | | | 10/26/2009 | 01/19/2010 156.00 | |

**FORM 990-PF - PART IV
CAPITAL GAINS AND LOSSES FOR TAX ON INVESTMENT INCOME**

| Kind of Property | | Description | | | | P r o p e r t y D | Date acquired | Date sold |
|--|---------------------------------------|---|--------------------------|---------------------------------|------------------------------------|---|------------------------|------------|
| Gross sale price less expenses of sale | Depreciation allowed/ allowable | Cost or other basis | FMV as of 12/31/69 | Adj. basis as of 12/31/69 | Excess of FMV over adj basis | | Gain or (loss) | |
| 712.00 | | 18. MERCK & CO INC NEW COM PROPERTY TYPE: SECURITIES 899.00 | | | | | 09/13/2007 -187.00 | 01/19/2010 |
| 487.00 | | 6. MONSANTO CO NEW COM PROPERTY TYPE: SECURITIES 713.00 | | | | | 07/10/2008 -226.00 | 01/19/2010 |
| 3,873.00 | | 132.05 OPPENHEIMER DEVELOPING MKTS INSTL PROPERTY TYPE: SECURITIES 3,592.00 | | | | | 10/26/2009 281.00 | 01/19/2010 |
| 8,920.00 | | 877.96 PIMCO FOREIGN BOND FUND PROPERTY TYPE: SECURITIES 8,377.00 | | | | | 10/26/2009 543.00 | 01/19/2010 |
| 117,494.00 | | 11564.345 PIMCO FOREIGN BOND FUND PROPERTY TYPE: SECURITIES 112,298.00 | | | | | 11/24/2008 5,196.00 | 01/19/2010 |
| 558.00 | | 9. PEPSICO INC COM PROPERTY TYPE: SECURITIES 565.00 | | | | | 11/09/2006 -7.00 | 01/19/2010 |
| 5,513.00 | | 495.773 PIMCO INVT GRADE CORP BD-I PROPERTY TYPE: SECURITIES 5,503.00 | | | | | 10/26/2009 10.00 | 01/19/2010 |
| 565.00 | | 7. PRAXAIR INC COM PROPERTY TYPE: SECURITIES 415.00 | | | | | 10/10/2008 150.00 | 01/19/2010 |
| 366.00 | | 6. PROCTER & GAMBLE CO COM PROPERTY TYPE: SECURITIES 383.00 | | | | | 11/09/2006 -17.00 | 01/19/2010 |
| 728.00 | | 15. QUALCOMM CORP COM STK PROPERTY TYPE: SECURITIES 667.00 | | | | | 06/22/2009 61.00 | 01/19/2010 |
| 194.00 | | 4. QUALCOMM CORP COM STK PROPERTY TYPE: SECURITIES 124.00 | | | | | 11/24/2008 70.00 | 01/19/2010 |

**FORM 990-PF - PART IV
CAPITAL GAINS AND LOSSES FOR TAX ON INVESTMENT INCOME**

| Kind of Property | | Description | | | | P or D | Date acquired | Date sold |
|--|---------------------------------------|---------------------------|--------------------------|---------------------------------|------------------------------------|--------------|----------------------|------------|
| Gross sale price less expenses of sale | Depreciation allowed/ allowable | Cost or other basis | FMV as of 12/31/69 | Adj. basis as of 12/31/69 | Excess of FMV over adj basis | | Gain or (loss) | |
| 3,655.00 | | | | | | | 05/18/2009 | 01/19/2010 |
| | | | 346.117 | | | | | |
| | | | | | | | | |
| | | | | | | | 1,038.00 | |
| | | | 10938.402 | | | | 10/26/2009 | 01/19/2010 |
| 115,072.00 | | | | | | | | |
| | | | | | | | | |
| | | | | | | | 648.00 | |
| 6,859.00 | | | 486.799 | | | | 11/09/2006 | 01/19/2010 |
| | | | | | | | | |
| | | | | | | | -4,721.00 | |
| 278.00 | | | 4. | | | | 01/15/2008 | 01/19/2010 |
| | | | | | | | | |
| | | | | | | | -81.00 | |
| 1,196.00 | | | 63. | | | | 01/28/2009 | 01/19/2010 |
| | | | | | | | | |
| | | | | | | | 201.00 | |
| 2,147.00 | | | 330.308 | | | | 10/26/2009 | 01/19/2010 |
| | | | | | | | | |
| | | | | | | | 122.00 | |
| 900.00 | | | 18. | | | | 11/22/2004 | 01/19/2010 |
| | | | | | | | | |
| | | | | | | | -24.00 | |
| 512.00 | | | 21. | | | | 11/09/2006 | 01/19/2010 |
| | | | | | | | | |
| | | | | | | | -95.00 | |
| 1,049.00 | | | 16. | | | | 09/16/2008 | 01/19/2010 |
| | | | | | | | | |
| | | | | | | | -108.00 | |
| 372.00 | | | 6. | | | | 10/29/2008 | 01/19/2010 |
| | | | | | | | | |
| | | | | | | | 77.00 | |
| 399.00 | | | 13. | | | | 09/13/2007 | 01/19/2010 |
| | | | | | | | | |
| | | | | | | | -38.00 | |

**FORM 990-PF - PART IV
CAPITAL GAINS AND LOSSES FOR TAX ON INVESTMENT INCOME**

| Kind of Property | | Description | | | | P or D | Date acquired | Date sold |
|--|---------------------------------------|---|--------------------------|---------------------------------|------------------------------------|--------------|----------------------|-------------------------|
| Gross sale price less expenses of sale | Depreciation allowed/ allowable | Cost or other basis | FMV as of 12/31/69 | Adj. basis as of 12/31/69 | Excess of FMV over adj basis | | Gain or (loss) | |
| 258.00 | | 3. VISA INC CL A COM PROPERTY TYPE: SECURITIES 199.00 | | | | | 05/26/2009 | 01/19/2010 59.00 |
| 670.00 | | 24. WELLS FARGO & CO NEW COM PROPERTY TYPE: SECURITIES 734.00 | | | | | 03/26/2008 | 01/19/2010 -64.00 |
| 680.00 | | 30. INVESCO LTD BERMUDA COM PROPERTY TYPE: SECURITIES 814.00 | | | | | 05/23/2008 | 01/19/2010 -134.00 |
| 456.00 | | 5. TRANSOCEAN LTD CHF15 SHS PROPERTY TYPE: SECURITIES 577.00 | | | | | 09/18/2008 | 01/19/2010 -121.00 |
| 8,023.00 | | 163. TARGET CORP COM PROPERTY TYPE: SECURITIES 7,784.00 | | | | | 09/28/2009 | 02/09/2010 239.00 |
| 8,466.00 | | 172. TARGET CORP COM PROPERTY TYPE: SECURITIES 8,476.00 | | | | | 02/04/2009 | 02/09/2010 -10.00 |
| 8,826.00 | | 186. GILEAD SCIENCES INC COM PROPERTY TYPE: SECURITIES 8,576.00 | | | | | 11/24/2008 | 03/01/2010 250.00 |
| 10,921.00 | | 599. SCHWAB CHARLES CORP NEW COM PROPERTY TYPE: SECURITIES 9,457.00 | | | | | 01/28/2009 | 03/01/2010 1,464.00 |
| 6,050.00 | | 90. UNION PACIFIC CORP COM PROPERTY TYPE: SECURITIES 6,506.00 | | | | | 09/16/2008 | 03/01/2010 -456.00 |
| 12,469.00 | | 173. DEVON ENERGY CORP COM PROPERTY TYPE: SECURITIES 7,662.00 | | | | | 02/27/2009 | 03/11/2010 4,807.00 |
| 8,833.00 | | 169. HARRIS CORP DEL COM COM PROPERTY TYPE: SECURITIES 9,856.00 | | | | | 09/13/2007 | 04/29/2010 -1,023.00 |

**FORM 990-PF - PART IV
CAPITAL GAINS AND LOSSES FOR TAX ON INVESTMENT INCOME**

| Kind of Property | | Description | | | | P or D | Date acquired | Date sold |
|--|---------------------------------------|--|--------------------------|---------------------------------|------------------------------------|--------------|------------------------|------------|
| Gross sale price less expenses of sale | Depreciation allowed/ allowable | Cost or other basis | FMV as of 12/31/69 | Adj. basis as of 12/31/69 | Excess of FMV over adj basis | | Gain or (loss) | |
| 11,701.00 | | 300. QUALCOMM CORP COM STK PROPERTY TYPE: SECURITIES 9,332.00 | | | | | 11/24/2008 2,369.00 | 04/29/2010 |
| 464.00 | | 7. EXXON MOBIL CORP PROPERTY TYPE: SECURITIES 481.00 | | | | | 01/19/2010 -17.00 | 05/04/2010 |
| 4,638.00 | | 70. EXXON MOBIL CORP PROPERTY TYPE: SECURITIES 998.00 | | | | | 03/13/1992 3,640.00 | 05/04/2010 |
| 343.00 | | 5. MCDONALDS CORP COM PROPERTY TYPE: SECURITIES 315.00 | | | | | 01/19/2010 28.00 | 05/07/2010 |
| 18,794.00 | | 274. MCDONALDS CORP COM PROPERTY TYPE: SECURITIES 10,159.00 | | | | | 09/13/2007 8,635.00 | 05/07/2010 |
| 9,921.00 | | 397. AT&T INC PROPERTY TYPE: SECURITIES 8,158.00 | | | | | 03/04/2003 1,763.00 | 05/20/2010 |
| 1,624.00 | | 150.092 ABERDEEN EQUITY LONG SHORT-I. PROPERTY TYPE: SECURITIES 1,639.00 | | | | | 10/26/2009 -15.00 | 05/24/2010 |
| 7,178.00 | | 677.81 FORUM ABSOLUTE STRATEGIES-I PROPERTY TYPE: SECURITIES 7,429.00 | | | | | 10/30/2007 -251.00 | 05/24/2010 |
| 55,320.00 | | 2544.618 JANUS PERKINS SMALL CAP VALUE-I PROPERTY TYPE: SECURITIES 50,969.00 | | | | | 10/26/2009 4,351.00 | 05/24/2010 |
| 121.00 | | 10.826 PIMCO INVT GRADE CORP BD-I PROPERTY TYPE: SECURITIES 114.00 | | | | | 07/20/2009 7.00 | 05/24/2010 |
| 11,536.00 | | 1034.646 PIMCO INVT GRADE CORP BD-I PROPERTY TYPE: SECURITIES 10,429.00 | | | | | 05/18/2009 1,107.00 | 05/24/2010 |

**FORM 990-PF - PART IV
CAPITAL GAINS AND LOSSES FOR TAX ON INVESTMENT INCOME**

| Kind of Property | | Description | | | | P Or D | Date acquired | Date sold |
|--|---------------------------------------|---------------------------|--|---------------------------------|------------------------------------|--------------|----------------------|------------|
| Gross sale price less expenses of sale | Depreciation allowed/ allowable | Cost or other basis | FMV as of 12/31/69 | Adj. basis as of 12/31/69 | Excess of FMV over adj basis | | Gain or (loss) | |
| 5,808.00 | | 555.789 | RIDGEWORTH FD-MIDCAP VAL EQTY #4 PROPERTY TYPE: SECURITIES | | | | 05/18/2009 | 05/24/2010 |
| | | 4,202.00 | | | | | 1,606.00 | |
| 11,613.00 | | 1167.109 | RIDGEWORTH FD-SHORT TERM BD #51 PROPERTY TYPE: SECURITIES | | | | 01/19/2010 | 05/24/2010 |
| | | 11,578.00 | | | | | 35.00 | |
| 7,263.00 | | 729.975 | RIDGEWORTH FD-SHORT TERM BD #516 PROPERTY TYPE: SECURITIES | | | | 02/29/2008 | 05/24/2010 |
| | | 7,285.00 | | | | | -22.00 | |
| 8,219.00 | | 954.588 | RIDGEWORTH FD-SEIX FLT HIGH INCM PROPERTY TYPE: SECURITIES | | | | 01/23/2007 | 05/24/2010 |
| | | 9,454.00 | | | | | -1,235.00 | |
| 449.00 | | 41.664 | RIDGEWORTH FD-INTERMEDIATE BD-I # PROPERTY TYPE: SECURITIES | | | | 07/20/2009 | 05/24/2010 |
| | | 434.00 | | | | | 15.00 | |
| 71,313.00 | | 6615.293 | RIDGEWORTH FD-INTERMEDIATE BD-I PROPERTY TYPE: SECURITIES | | | | 02/02/2009 | 05/24/2010 |
| | | 68,111.00 | | | | | 3,202.00 | |
| 42,365.00 | | 2847.119 | ROWE T PRICE REAL ESTATE FD COM PROPERTY TYPE: SECURITIES | | | | 10/26/2009 | 05/24/2010 |
| | | 35,369.00 | | | | | 6,996.00 | |
| 57,195.00 | | 3843.744 | ROWE T PRICE REAL ESTATE FD COM PROPERTY TYPE: SECURITIES | | | | 11/24/2008 | 05/24/2010 |
| | | 57,974.00 | | | | | -779.00 | |
| 6,377.00 | | 976.57 | SENTINEL SMALL CO-I PROPERTY TYPE: SECURITIES | | | | 10/26/2009 | 05/24/2010 |
| | | 5,986.00 | | | | | 391.00 | |

**FORM 990-PF - PART IV
CAPITAL GAINS AND LOSSES FOR TAX ON INVESTMENT INCOME**

| Kind of Property | | Description | | | | P or D | Date acquired | Date sold |
|--|---------------------------------|---------------------|--------------------|---------------------------|------------------------------|--------------|---------------------------|-----------|
| Gross sale price less expenses of sale | Depreciation allowed/ allowable | Cost or other basis | FMV as of 12/31/69 | Adj. basis as of 12/31/69 | Excess of FMV over adj basis | | Gain or (loss) | |
| TOTAL GAIN (LOSS) | | | | | | | ----- 75,474. ===== | |

BARNARD, E.H. CHARITABLE TRUST 56-7903673

56-6299574

FORM 990PF, PART I - DIVIDENDS AND INTEREST FROM SECURITIES

| DESCRIPTION | REVENUE AND EXPENSES PER BOOKS | NET INVESTMENT INCOME |
|----------------------|---|-----------------------------|
| DIVIDENDS & INTEREST | 127,864. | 127,309. |
| TOTAL | 127,864. | 127,309. |

FORM 990PF, PART I - OTHER INCOME
=====

| DESCRIPTION ----- | REVENUE AND EXPENSES PER BOOKS ----- |
|----------------------|--|
| 2009 FEDERAL REFUND | 2,314. |
| TOTALS | ----- 2,314. ===== |

FORM 990PF, PART I - TAXES
=====

| DESCRIPTION ----- | REVENUE AND EXPENSES PER BOOKS ----- | NET INVESTMENT INCOME ----- |
|----------------------|--|--------------------------------------|
| FOREIGN TAXES | 4. | 517. |
| TOTALS | 4. | 517. |

FORM 990PF, PART I - OTHER EXPENSES
=====

| DESCRIPTION ----- | REVENUE AND EXPENSES PER BOOKS ----- | NET INVESTMENT INCOME ----- |
|----------------------|--|--------------------------------------|
| ADR FOREIGN FEES | 7. | 7. |
| TOTALS | 7. | 7. |

BARNARD, E.H. CHARITABLE TRUST 56-7903673

56-6299574

FORM 990PF, PART II - CORPORATE STOCK
=====

DESCRIPTION

BEGINNING
BOOK VALUE

SEE ATTACHED STATEMENT

1,489,791.

TOTALS
1,489,791.
=====

BARNARD, E.H. CHARITABLE TRUST 56-7903673

56-6299574

FORM 990PF, PART II - OTHER INVESTMENTS

=====

| DESCRIPTION | COST/ FMV | | ENDING FMV |
|------------------------|--------------|------------|---------------|
| | C | F | |
| SEE ATTACHED STATEMENT | 2,502,602. | | 4,392,291. |
| TOTALS | 2,502,602. | 4,160,508. | 4,392,291. |

FORM 990PF, PART III - OTHER INCREASES IN NET WORTH OR FUND BALANCES

=====

| DESCRIPTION ----- | AMOUNT ----- |
|-----------------------------|----------------------|
| HARRIS STRATEX NETWORKS ADJ | 2. |
| TOTAL | ----- 2. ===== |

FORM 990PF, PART III - OTHER DECREASES IN NET WORTH OR FUND BALANCES

=====

DESCRIPTION

AMOUNT

T ROWE PRICE REAL ESTATE ADJ

2,048.

TOTAL

2,048.

=====

STATE(S) WHERE THE FOUNDATION IS REGISTERED
=====

NC

FORM 990PF, PART VIII - LIST OF OFFICERS, DIRECTORS, AND TRUSTEES

=====

OFFICER NAME:

SUNTRUST BANK

ADDRESS:

P.O BOX 1908

ORLANDO, FL 32802-1908

TITLE:

TRUSTEE, AS REQ'D

COMPENSATION 46,301.

TOTAL COMPENSATION: 46,301.

=====

RECIPIENT NAME:
SEE ATTACHED LIST
RELATIONSHIP:
NONE
PURPOSE OF GRANT:
GENERAL CHARITABLE PURPOSES
FOUNDATION STATUS OF RECIPIENT:
N/A
AMOUNT OF GRANT PAID 197,472.

TOTAL GRANTS PAID: 197,472.
=====