



See a Social Security Number? Say Something!
Report Privacy Problems to <https://public.resource.org/privacy>
Or call the IRS Identity Theft Hotline at 1-800-908-4490



Form **990-PF**

Department of the Treasury
Internal Revenue Service

Return of Private Foundation

or Section 4947(a)(1) Nonexempt Charitable Trust

Treated as a Private Foundation

OMB No 1545-0052

2009

Note. The foundation may be able to use a copy of this return to satisfy state reporting requirements

For calendar year 2009, or tax year beginning 06-01-2009 , and ending 05-31-2010

G

Check all that apply

☐ Initial return

☐ Initial return of a former public charity





☐ Final return

☐ Amended return

☐ Address change

☐ Name change






Use the IRS label. Otherwise, print or type. See Specific Instructions.	Name of foundation WILLIAM J & GERTRUDE R CASPER FOUNDATION		A Employer identification number 39-6484669	
	Number and street (or P O box number if mail is not delivered to street address) Room/suite US BANK NA P O BOX 2043		B Telephone number (see page 10 of the instructions) (414) 765-5118	
	City or town, state, and ZIP code MILWAUKEE, WI 532019668		C If exemption application is pending, check here <input type="checkbox"/> D 1. Foreign organizations, check here <input type="checkbox"/> 2. Foreign organizations meeting the 85% test, check here and attach computation <input type="checkbox"/>	
H Check type of organization <input checked="" type="checkbox"/> Section 501(c)(3) exempt private foundation <input type="checkbox"/> Section 4947(a)(1) nonexempt charitable trust <input type="checkbox"/> Other taxable private foundation			E If private foundation status was terminated under section 507(b)(1)(A), check here <input type="checkbox"/> F If the foundation is in a 60-month termination under section 507(b)(1)(B), check here <input type="checkbox"/>	
I Fair market value of all assets at end of year (from Part II, col. (c), line 16) \$ 15,856,236		J Accounting method <input type="checkbox"/> Cash <input type="checkbox"/> Accrual <input type="checkbox"/> Other (specify) (Part I, column (d) must be on cash basis.)		

Part I Analysis of Revenue and Expenses (The total of amounts in columns (b), (c), and (d) may not necessarily equal the amounts in column (a) (see page 11 of the instructions))		(a) Revenue and expenses per books	(b) Net investment income	(c) Adjusted net income	(d) Disbursements for charitable purposes (cash basis only)
Revenue	1 Contributions, gifts, grants, etc , received (attach schedule)				
	2 Check <input checked="" type="checkbox"/> if the foundation is not required to attach Sch B				
	3 Interest on savings and temporary cash investments	174	174		
	4 Dividends and interest from securities.	440,641	445,626		
	5a Gross rents				
	b Net rental income or (loss) _____				
	6a Net gain or (loss) from sale of assets not on line 10	-293,481			
	b Gross sales price for all assets on line 6a <u>8,721,029</u>				
	7 Capital gain net income (from Part IV , line 2)		0		
	8 Net short-term capital gain			0	
	9 Income modifications				
	10a Gross sales less returns and allowances				
Operating and Administrative Expenses	b Less Cost of goods sold				
	c Gross profit or (loss) (attach schedule)				
	11 Other income (attach schedule)	 20,503			
	12 Total. Add lines 1 through 11	167,837	445,800		
	13 Compensation of officers, directors, trustees, etc	126,148	84,918		41,230
	14 Other employee salaries and wages		0	0	0
	15 Pension plans, employee benefits		0	0	
	16a Legal fees (attach schedule)				0
	b Accounting fees (attach schedule)	 800	0	0	800
	c Other professional fees (attach schedule)				0
	17 Interest				0
	18 Taxes (attach schedule) (see page 14 of the instructions)	 2,948	6,529		0
	19 Depreciation (attach schedule) and depletion	0	0		
	20 Occupancy				
	21 Travel, conferences, and meetings		0	0	
	22 Printing and publications		0	0	
	23 Other expenses (attach schedule)	 1,221	160		
	24 Total operating and administrative expenses.				
	Add lines 13 through 23	131,117	91,607	0	42,030
	25 Contributions, gifts, grants paid	701,935			701,935
	26 Total expenses and disbursements. Add lines 24 and 25	833,052	91,607	0	743,965
	27 Subtract line 26 from line 12				
	a Excess of revenue over expenses and disbursements	-665,215			
	b Net investment income (if negative, enter -0-)		354,193		
	c Adjusted net income (if negative, enter -0-)			0	

Part II


Balance Sheets

Attached schedules and amounts in the description column should be for end-of-year amounts only (See instructions)

		Beginning of year	End of year	
		(a) Book Value	(b) Book Value	(c) Fair Market Value
Assets	1Cash—non-interest-bearing	625		
	2Savings and temporary cash investments	412,575	277,018	277,018
	3Accounts receivable ▶ _____ Less allowance for doubtful accounts ▶ _____	1,378	0	0
	4Pledges receivable ▶ _____ Less allowance for doubtful accounts ▶ _____			
	5Grants receivable			
	6Receivables due from officers, directors, trustees, and other disqualified persons (attach schedule) (see page 15 of the instructions)			
	7Other notes and loans receivable (attach schedule) ▶ _____ Less allowance for doubtful accounts ▶ _____ 0			
	8Inventories for sale or use			
	9Prepaid expenses and deferred charges			
	10aInvestments—U S and state government obligations (attach schedule)	1,827,398	 1,440,632	1,538,760
	bInvestments—corporate stock (attach schedule)	4,311,160	 3,747,138	4,225,144
	cInvestments—corporate bonds (attach schedule).	4,522,806	 4,451,989	4,718,929
	11Investments—land, buildings, and equipment basis ▶ _____ Less accumulated depreciation (attach schedule) ▶ _____			
	12Investments—mortgage loans			
	13Investments—other (attach schedule)	4,371,625	 4,868,510	5,096,385
	14Land, buildings, and equipment basis ▶ _____ Less accumulated depreciation (attach schedule) ▶ _____			
	15Other assets (describe ▶ _____)			
	16Total assets (to be completed by all filers—see the instructions Also, see page 1, item I)	15,447,567	14,785,287	15,856,236
Liabilities	17Accounts payable and accrued expenses			
	18Grants payable			
	19Deferred revenue			
	20Loans from officers, directors, trustees, and other disqualified persons			
	21Mortgages and other notes payable (attach schedule)			
	22Other liabilities (describe ▶ _____)		 2,763	
	23Total liabilities (add lines 17 through 22)		2,763	
Net Assets or Fund Balances	Foundations that follow SFAS 117, check here ▶ <input type="checkbox"/> and complete lines 24 through 26 and lines 30 and 31.			
	24Unrestricted			
	25Temporarily restricted			
	26Permanently restricted			
	Foundations that do not follow SFAS 117, check here ▶ <input checked="" type="checkbox"/> and complete lines 27 through 31.			
	27Capital stock, trust principal, or current funds	15,447,567	14,782,524	
	28Paid-in or capital surplus, or land, bldg , and equipment fund			
	29Retained earnings, accumulated income, endowment, or other funds			
	30Total net assets or fund balances (see page 17 of the instructions)	15,447,567	14,782,524	
	31Total liabilities and net assets/fund balances (see page 17 of the instructions)	15,447,567	14,785,287	

Part III

Analysis of Changes in Net Assets or Fund Balances

1	Total net assets or fund balances at beginning of year—Part II, column (a), line 30 (must agree with end-of-year figure reported on prior year’s return)	1	15,447,567
2	Enter amount from Part I, line 27a	2	-665,215
3	Other increases not included in line 2 (itemize) ▶  _____	3	172
4	Add lines 1, 2, and 3	4	14,782,524
5	Decreases not included in line 2 (itemize) ▶ _____	5	0
6	Total net assets or fund balances at end of year (line 4 minus line 5)—Part II, column (b), line 30	6	14,782,524

Part IV

Capital Gains and Losses for Tax on Investment Income

(a) List and describe the kind(s) of property sold (e g , real estate, 2-story brick warehouse, or common stock, 200 shs MLC Co)		(b) How acquired P—Purchase D—Donation	(c) Date acquired (mo , day, yr)	(d) Date sold (mo , day, yr)
1a	See Additional Data Table			
b				
c				
d				
e				
(e) Gross sales price		(f) Depreciation allowed (or allowable)	(g) Cost or other basis plus expense of sale	(h) Gain or (loss) (e) plus (f) minus (g)
a	See Additional Data Table			
b				
c				
d				
e				
Complete only for assets showing gain in column (h) and owned by the foundation on 12/31/69			(i) Gains (Col (h) gain minus col (k), but not less than -0-) or Losses (from col (h))	
(i) F M V as of 12/31/69		(j) Adjusted basis as of 12/31/69	(k) Excess of col (i) over col (j), if any	
a	See Additional Data Table			
b				
c				
d				
e				
2	Capital gain net income or (net capital loss) { If gain, also enter in Part I, line 7 If (loss), enter -0- in Part I, line 7 }			2-293,390
3	Net short-term capital gain or (loss) as defined in sections 1222(5) and (6) If gain, also enter in Part I, line 8, column (c) (see pages 13 and 17 of the instructions) If (loss), enter -0- in Part I, line 8 }			3

Part V

Qualification Under Section 4940(e) for Reduced Tax on Net Investment Income

(For optional use by domestic private foundations subject to the section 4940(a) tax on net investment income)

If section 4940(d)(2) applies, leave this part blank

Was the foundation liable for the section 4942 tax on the distributable amount of any year in the base period? ☐ Yes ☒ No
If "Yes," the foundation does not qualify under section 4940(e) Do not complete this part

1 Enter the appropriate amount in each column for each year, see page 18 of the instructions before making any entries			
(a) Base period years Calendar year (or tax year beginning in)	(b) Adjusted qualifying distributions	(c) Net value of noncharitable-use assets	(d) Distribution ratio (col (b) divided by col (c))
2008	890,713	15,001,754	0 059374
2007	904,016	18,722,464	0 048285
2006	869,725	18,500,118	0 047012
2005	861,352	17,857,392	0 048235
2004	841,325	17,126,042	0 049125
2	Total of line 1, column (d).		20 252031
3	Average distribution ratio for the 5-year base period—divide the total on line 2 by 5, or by the number of years the foundation has been in existence if less than 5 years		30 050406
4	Enter the net value of noncharitable-use assets for 2009 from Part X, line 5.		415,691,725
5	Multiply line 4 by line 3.		5790,961
6	Enter 1% of net investment income (1% of Part I, line 27b).		63,542
7	Add lines 5 and 6.		7794,503
8	Enter qualifying distributions from Part XII, line 4.		8743,965
If line 8 is equal to or greater than line 7, check the box in Part VI, line 1b, and complete that part using a 1% tax rate See the Part VI instructions on page 18			

Part VIExcise Tax Based on Investment Income (Section 4940(a), 4940(b), 4940(e), or 4948—see page 18 of the instructions)			
1aExempt operating foundations described in section 4940(d)(2), check here <input type="checkbox"/> and enter "N/A" on line 1 Date of ruling or determination letter _____ (attach copy of letter if necessary—see instructions)			
bDomestic foundations that meet the section 4940(e) requirements in Part V, check here <input type="checkbox"/> and enter 1% of Part I, line 27b		1	7,084
cAll other domestic foundations enter 2% of line 27b Exempt foreign organizations enter 4% of Part I, line 12, col (b)			
2Tax under section 511 (domestic section 4947(a)(1) trusts and taxable foundations only Others enter -0-)		2	0
3Add lines 1 and 2.		3	7,084
4Subtitle A (income) tax (domestic section 4947(a)(1) trusts and taxable foundations only Others enter -0-)		4	0
5Tax based on investment income. Subtract line 4 from line 3 If zero or less, enter -0-		5	7,084
6Credits/Payments			
a	2009 estimated tax payments and 2008 overpayment credited to 2009	6a	6,288
b	Exempt foreign organizations—tax withheld at source	6b	
c	Tax paid with application for extension of time to file (Form 8868)	6c	0
d	Backup withholding erroneously withheld	6d	
7Total credits and payments Add lines 6a through 6d.		7	6,288
8Enter any penalty for underpayment of estimated tax Check here <input checked="" type="checkbox"/> if Form 2220 is attached		8	18
9Tax due. If the total of lines 5 and 8 is more than line 7, enter amount owed		9	814
10Overpayment. If line 7 is more than the total of lines 5 and 8, enter the amount overpaid.		10	
11Enter the amount of line 10 to be Credited to 2010 estimated tax Refunded		11	0

Part VII-AStatements Regarding Activities			
1aDuring the tax year, did the foundation attempt to influence any national, state, or local legislation or did it participate or intervene in any political campaign?			YesNo
bDid it spend more than \$100 during the year (either directly or indirectly) for political purposes (see page 19 of the instructions for definition)? If the answer is "Yes" to 1a or 1b, attach a detailed description of the activities and copies of any materials published or distributed by the foundation in connection with the activities.		1a1b	NoNo
cDid the foundation file Form 1120-POL for this year?.		1c	No
dEnter the amount (if any) of tax on political expenditures (section 4955) imposed during the year (1) On the foundation \$ _____ (2) On foundation managers \$ _____			
eEnter the reimbursement (if any) paid by the foundation during the year for political expenditure tax imposed on foundation managers \$ _____			
2Has the foundation engaged in any activities that have not previously been reported to the IRS? If "Yes," attach a detailed description of the activities.		2	No
3Has the foundation made any changes, not previously reported to the IRS, in its governing instrument, articles of incorporation, or bylaws, or other similar instruments? If "Yes," attach a conformed copy of the changes		3	No
4aDid the foundation have unrelated business gross income of \$1,000 or more during the year?.		4a	No
bIf "Yes," has it filed a tax return on Form 990-T for this year?.		4b	
5Was there a liquidation, termination, dissolution, or substantial contraction during the year? If "Yes," attach the statement required by General Instruction T.		5	No
6Are the requirements of section 508(e) (relating to sections 4941 through 4945) satisfied either • By language in the governing instrument, or • By state legislation that effectively amends the governing instrument so that no mandatory directions that conflict with the state law remain in the governing instrument?		6	Yes
7Did the foundation have at least \$5,000 in assets at any time during the year? If "Yes," complete Part II, col (c), and Part XV		7	Yes
8aEnter the states to which the foundation reports or with which it is registered (see page 19 of the instructions) WI _____			
bIf the answer is "Yes" to line 7, has the foundation furnished a copy of Form 990-PF to the Attorney General (or designate) of each state as required by General Instruction G? If "No," attach explanation .		8b	Yes
9Is the foundation claiming status as a private operating foundation within the meaning of section 4942(j)(3) or 4942(j)(5) for calendar year 2009 or the taxable year beginning in 2009 (see instructions for Part XIV on page 27)? If "Yes," complete Part XIV		9	No
10Did any persons become substantial contributors during the tax year? If "Yes," attach a schedule listing their names and addresses		10	No

Part VII-A

Statements Regarding Activities (continued)

11	At any time during the year, did the foundation, directly or indirectly, own a controlled entity within the meaning of section 512(b)(13)? If "Yes," attach schedule (see page 20 of the instructions).	11		No
12	Did the foundation acquire a direct or indirect interest in any applicable insurance contract before August 17, 2008?	12		No
13	Did the foundation comply with the public inspection requirements for its annual returns and exemption application?	13	Yes	
Website address N/A				
14	US BANK NA The books are in care of MK-WI-TWPT Telephone no (414) 765-5118 Located at 777 E WISCONSIN AVE MILWAUKEE WI ZIP+4 53202			
15	Section 4947(a)(1) nonexempt charitable trusts filing Form 990-PF in lieu of Form 1041—Check here and enter the amount of tax-exempt interest received or accrued during the year.		15	

Part VII-B

Statements Regarding Activities for Which Form 4720 May Be Required

File Form 4720 if any item is checked in the "Yes" column, unless an exception applies.			Yes	No
1a	During the year did the foundation (either directly or indirectly) (1) Engage in the sale or exchange, or leasing of property with a disqualified person? (2) Borrow money from, lend money to, or otherwise extend credit to (or accept it from) a disqualified person? (3) Furnish goods, services, or facilities to (or accept them from) a disqualified person? (4) Pay compensation to, or pay or reimburse the expenses of, a disqualified person? (5) Transfer any income or assets to a disqualified person (or make any of either available for the benefit or use of a disqualified person)? (6) Agree to pay money or property to a government official? (Exception. Check "No" if the foundation agreed to make a grant to or to employ the official for a period after termination of government service, if terminating within 90 days). b If any answer is "Yes" to 1a(1)–(6), did any of the acts fail to qualify under the exceptions described in Regulations section 53.4941(d)-3 or in a current notice regarding disaster assistance (see page 20 of the instructions)? Organizations relying on a current notice regarding disaster assistance check here. c Did the foundation engage in a prior year in any of the acts described in 1a, other than excepted acts, that were not corrected before the first day of the tax year beginning in 2009? 2 Taxes on failure to distribute income (section 4942) (does not apply for years the foundation was a private operating foundation defined in section 4942(j)(3) or 4942(j)(5)) a At the end of tax year 2009, did the foundation have any undistributed income (lines 6d and 6e, Part XIII) for tax year(s) beginning before 2009? If "Yes," list the years 20____, 20____, 20____, 20____ b Are there any years listed in 2a for which the foundation is not applying the provisions of section 4942(a)(2) (relating to incorrect valuation of assets) to the year's undistributed income? (If applying section 4942(a)(2) to all years listed, answer "No" and attach statement—see page 20 of the instructions). c If the provisions of section 4942(a)(2) are being applied to any of the years listed in 2a, list the years here 20____, 20____, 20____, 20____ 3a Did the foundation hold more than a 2% direct or indirect interest in any business enterprise at any time during the year? b If "Yes," did it have excess business holdings in 2009 as a result of (1) any purchase by the foundation or disqualified persons after May 26, 1969, (2) the lapse of the 5-year period (or longer period approved by the Commissioner under section 4943(c)(7)) to dispose of holdings acquired by gift or bequest, or (3) the lapse of the 10-, 15-, or 20-year first phase holding period? (Use Schedule C, Form 4720, to determine if the foundation had excess business holdings in 2009.). 4a Did the foundation invest during the year any amount in a manner that would jeopardize its charitable purposes? b Did the foundation make any investment in a prior year (but after December 31, 1969) that could jeopardize its charitable purpose that had not been removed from jeopardy before the first day of the tax year beginning in 2009?			
		1b		No
		1c		No
		2b		No
		3b		
		4a		No
		4b		No

Part VII-B

Statements Regarding Activities for Which Form 4720 May Be Required (continued)

5a

During the year did the foundation pay or incur any amount to

(1)

Carry on propaganda, or otherwise attempt to influence legislation (section 4945(e))?

Yes

No

(2)

Influence the outcome of any specific public election (see section 4955), or to carry on, directly or indirectly, any voter registration drive?

Yes

No

(3)

Provide a grant to an individual for travel, study, or other similar purposes?

Yes

No

(4)

Provide a grant to an organization other than a charitable, etc , organization described in section 509(a)(1), (2), or (3), or section 4940(d)(2)? (see page 22 of the instructions).

Yes

No

(5)

Provide for any purpose other than religious, charitable, scientific, literary, or educational purposes, or for the prevention of cruelty to children or animals?

Yes

No

b

If any answer is "Yes" to 5a(1)–(5), did **any** of the transactions fail to qualify under the exceptions described in Regulations section 53.4945 or in a current notice regarding disaster assistance (see page 22 of the instructions)? Organizations relying on a current notice regarding disaster assistance check here.

5b

No

c

If the answer is "Yes" to question 5a(4), does the foundation claim exemption from the tax because it maintained expenditure responsibility for the grant? If "Yes," attach the statement required by Regulations section 53.4945–5(d).

Yes

No

6a

Did the foundation, during the year, receive any funds, directly or indirectly, to pay premiums on a personal benefit contract?

Yes

No

b

Did the foundation, during the year, pay premiums, directly or indirectly, on a personal benefit contract? If "Yes" to 6b, file Form 8870.

6b

No

7a

At any time during the tax year, was the foundation a party to a prohibited tax shelter transaction?

Yes

No

b

If yes, did the foundation receive any proceeds or have any net income attributable to the transaction?

7b

Part VIII

Information About Officers, Directors, Trustees, Foundation Managers, Highly Paid Employees, and Contractors

1

List all officers, directors, trustees, foundation managers and their compensation (see page 22 of the instructions).

(a) Name and address	(b) Title, and average hours per week devoted to position	(c) Compensation (If not paid, enter -0-)	(d) Contributions to employee benefit plans and deferred compensation	(e) Expense account, other allowances
US BANK NA 777 E WISCONSIN AVE MILWAUKEE, WI 53202	TRUSTEE 40	106,148		
EDWARD & HANNAH RUTLEDGE CHARITIES INC 404 N BRIDGE ST CHIPPEWA FALLS, WI 54729	FOUNDATION BOARD 40	20,000		

2

Compensation of five highest-paid employees (other than those included on line 1—see page 23 of the instructions). If none, enter "NONE."

(a) Name and address of each employee paid more than \$50,000	(b) Title, and average hours per week devoted to position	(c) Compensation	(d) Contributions to employee benefit plans and deferred compensation	(e) Expense account, other allowances
NONE				

Total number of other employees paid over \$50,000.

0

Form 990-PF (2009)

Part VIII

Information About Officers, Directors, Trustees, Foundation Managers, Highly Paid Employees, and Contractors (continued)

3 Five highest-paid independent contractors for professional services (see page 23 of the instructions). If none, enter "NONE".		
(a) Name and address of each person paid more than \$50,000	(b) Type of service	(c) Compensation
NONE		
Total number of others receiving over \$50,000 for professional services.		0

Part IX-A

Summary of Direct Charitable Activities

List the foundation's four largest direct charitable activities during the tax year. Include relevant statistical information such as the number of organizations and other beneficiaries served, conferences convened, research papers produced, etc.	Expenses
1	
2	
3	
4	

Part IX-B

Summary of Program-Related Investments (see page 23 of the instructions)

Describe the two largest program-related investments made by the foundation during the tax year on lines 1 and 2	Amount
1	
2	
All other program-related investments. See page 24 of the instructions.	
3	
Total. Add lines 1 through 3.	

Part X

Minimum Investment Return (All domestic foundations must complete this part. Foreign foundations, see page 24 of the instructions.)

1	Fair market value of assets not used (or held for use) directly in carrying out charitable, etc , purposes		
a	Average monthly fair market value of securities.	1a	15,600,210
b	Average of monthly cash balances.	1b	330,475
c	Fair market value of all other assets (see page 24 of the instructions).	1c	0
d	Total (add lines 1a, b, and c).	1d	15,930,685
e	Reduction claimed for blockage or other factors reported on lines 1a and 1c (attach detailed explanation).	1e	0
2	Acquisition indebtedness applicable to line 1 assets.	2	0
3	Subtract line 2 from line 1d.	3	15,930,685
4	Cash deemed held for charitable activities Enter 1 1/2% of line 3 (for greater amount, see page 25 of the instructions).	4	238,960
5	Net value of noncharitable-use assets. Subtract line 4 from line 3 Enter here and on Part V, line 4	5	15,691,725
6	Minimum investment return. Enter 5% of line 5.	6	784,586

Part XI

Distributable Amount (see page 25 of the instructions) (Section 4942(j)(3) and (j)(5) private operating foundations and certain foreign organizations check here ☒ and do not complete this part.)

1	Minimum investment return from Part X, line 6.	1	784,586
2a	Tax on investment income for 2009 from Part VI, line 5.	2a	7,084
b	Income tax for 2009 (This does not include the tax from Part VI).	2b	
c	Add lines 2a and 2b.	2c	7,084
3	Distributable amount before adjustments Subtract line 2c from line 1.	3	777,502
4	Recoveries of amounts treated as qualifying distributions.	4	0
5	Add lines 3 and 4.	5	777,502
6	Deduction from distributable amount (see page 25 of the instructions).	6	0
7	Distributable amount as adjusted Subtract line 6 from line 5 Enter here and on Part XIII, line 1.	7	777,502

Part XII

Qualifying Distributions (see page 25 of the instructions)

1	Amounts paid (including administrative expenses) to accomplish charitable, etc , purposes		
a	Expenses, contributions, gifts, etc —total from Part I, column (d), line 26.	1a	743,965
b	Program-related investments—total from Part IX-B.	1b	0
2	Amounts paid to acquire assets used (or held for use) directly in carrying out charitable, etc , purposes.	2	0
3	Amounts set aside for specific charitable projects that satisfy the		
a	Suitability test (prior IRS approval required).	3a	0
b	Cash distribution test (attach the required schedule).	3b	0
4	Qualifying distributions. Add lines 1a through 3b Enter here and on Part V, line 8, and Part XIII, line 4	4	743,965
5	Foundations that qualify under section 4940(e) for the reduced rate of tax on net investment income Enter 1% of Part I, line 27b (see page 26 of the instructions).	5	0
6	Adjusted qualifying distributions. Subtract line 5 from line 4.	6	743,965
Note: The amount on line 6 will be used in Part V, column (b), in subsequent years when calculating whether the foundation qualifies for the section 4940(e) reduction of tax in those years			

Part XIII

Undistributed Income (see page 26 of the instructions)

		(a) Corpus	(b) Years prior to 2008	(c) 2008	(d) 2009
1	Distributable amount for 2009 from Part XI, line 7				777,502
2	Undistributed income, if any, as of the end of 2008				
a	Enter amount for 2008 only.			715,236	
b	Total for prior years 20____, 20____, 20____		0		
3	Excess distributions carryover, if any, to 2009				
a	From 2004.				0
b	From 2005.				0
c	From 2006.				0
d	From 2007.				0
e	From 2008.				0
f	Total of lines 3a through e.	0			
4	Qualifying distributions for 2009 from Part XII, line 4 ▶ \$ 743,965				
a	Applied to 2008, but not more than line 2a			715,236	
b	Applied to undistributed income of prior years (Election required—see page 26 of the instructions)		0		
c	Treated as distributions out of corpus (Election required—see page 26 of the instructions). . .	0			
d	Applied to 2009 distributable amount.				28,729
e	Remaining amount distributed out of corpus	0			
5	Excess distributions carryover applied to 2009 (If an amount appears in column (d), the same amount must be shown in column (a).)	0			0
6	Enter the net total of each column as indicated below:				
a	Corpus Add lines 3f, 4c, and 4e Subtract line 5	0			
b	Prior years' undistributed income Subtract line 4b from line 2b.		0		
c	Enter the amount of prior years' undistributed income for which a notice of deficiency has been issued, or on which the section 4942(a) tax has been previously assessed.		0		
d	Subtract line 6c from line 6b Taxable amount—see page 27 of the instructions. . .		0		
e	Undistributed income for 2008 Subtract line 4a from line 2a Taxable amount—see page 27 of the instructions.			0	
f	Undistributed income for 2009 Subtract lines 4d and 5 from line 1 This amount must be distributed in 2010.				748,773
7	Amounts treated as distributions out of corpus to satisfy requirements imposed by section 170(b)(1)(F) or 4942(g)(3) (see page 27 of the instructions).	0			
8	Excess distributions carryover from 2004 not applied on line 5 or line 7 (see page 27 of the instructions).	0			
9	Excess distributions carryover to 2010. Subtract lines 7 and 8 from line 6a.	0			
10	Analysis of line 9				
a	Excess from 2005.				0
b	Excess from 2006.				0
c	Excess from 2007.				0
d	Excess from 2008.				0
e	Excess from 2009.				0

Part XIV

Private Operating Foundations (see page 27 of the instructions and Part VII-A, question 9)

1a

If the foundation has received a ruling or determination letter that it is a private operating foundation, and the ruling is effective for 2009, enter the date of the ruling.

b

Check box to indicate whether the organization is a private operating foundation described in section 4942(j)(3) or 4942(j)(5)

☐ 4942(j)(3) or ☐ 4942(j)(5)

2a	Enter the lesser of the adjusted net income from Part I or the minimum investment return from Part X for each year listed.	Tax year	Prior 3 years			(e) Total
		(a) 2009	(b) 2008	(c) 2007	(d) 2006	
b	85% of line 2a					
c	Qualifying distributions from Part XII, line 4 for each year listed.					
d	Amounts included in line 2c not used directly for active conduct of exempt activities.					
e	Qualifying distributions made directly for active conduct of exempt activities. Subtract line 2d from line 2c.					
3	Complete 3a, b, or c for the alternative test relied upon					
a	"Assets" alternative test—enter					
	(1) Value of all assets					
	(2) Value of assets qualifying under section 4942(j)(3)(B)(i)					
b	"Endowment" alternative test— enter 2/3 of minimum investment return shown in Part X, line 6 for each year listed.					
c	"Support" alternative test—enter					
	(1) Total support other than gross investment income (interest, dividends, rents, payments on securities loans (section 512(a)(5)), or royalties).					
	(2) Support from general public and 5 or more exempt organizations as provided in section 4942(j)(3)(B)(iii).					
	(3) Largest amount of support from an exempt organization					
	(4) Gross investment income					

Part XV

Supplementary Information (Complete this part only if the organization had \$5,000 or more in assets at any time during the year—see page 27 of the instructions.)

1

Information Regarding Foundation Managers:

a

List any managers of the foundation who have contributed more than 2% of the total contributions received by the foundation before the close of any tax year (but only if they have contributed more than \$5,000) (See section 507(d)(2))

NONE

b

List any managers of the foundation who own 10% or more of the stock of a corporation (or an equally large portion of the ownership of a partnership or other entity) of which the foundation has a 10% or greater interest

NONE

2

Information Regarding Contribution, Grant, Gift, Loan, Scholarship, etc., Programs:

Check here ☐ if the foundation only makes contributions to preselected charitable organizations and does not accept unsolicited requests for funds. If the foundation makes gifts, grants, etc. (see page 28 of the instructions) to individuals or organizations under other conditions, complete items 2a, b, c, and d

a

The name, address, and telephone number of the person to whom applications should be addressed

EDWARD HANNAH RUTLEDGE CHARITIES
404 N BRIDGE ST PO BOX 758
CHIPPEWA FALLS,WI 54729
(715) 723-6618

b

The form in which applications should be submitted and information and materials they should include

SCHOLARSHIP APPLICANTS AND ALL OTHER GRANT APPLICANTS SHOULD OBTAIN APPLICATIONS BY WRITING TO WILLIAM J & GERTRUDE R CASPER FOUNDATION, % EDWARD & HANNAH RUTLEDGE CHARITIES INC AT THE ABOVE ADDRESS

c

Any submission deadlines

NONE

d

Any restrictions or limitations on awards, such as by geographical areas, charitable fields, kinds of institutions, or other factors

SEE FOOTNOTE FOR RESTRICTIONS OR LIMITATIONS ON AWARDS

Part XV

Supplementary Information (continued)

3 Grants and Contributions Paid During the Year or Approved for Future Payment

Recipient	If recipient is an individual, show any relationship to any foundation manager or substantial contributor	Foundation status of recipient	Purpose of grant or contribution	Amount
Name and address (home or business)				
a Paid during the year See Additional Data Table				
Total			▶ 3a	701,935
b Approved for future payment				
Total			▶ 3b	

Enter gross amounts unless otherwise indicated	Unrelated business income		Excluded by section 512, 513, or 514		(e) Related or exempt function income (See page 28 of the instructions)
	(a) Business code	(b) Amount	(c) Exclusion code	(d) Amount	
1 Program service revenue					
a _____					
b _____					
c _____					
d _____					
e _____					
f _____					
g Fees and contracts from government agencies					
2 Membership dues and assessments. . . .					
3 Interest on savings and temporary cash investments			14	174	
4 Dividends and interest from securities. . . .			14	440,641	
5 Net rental income or (loss) from real estate					
a Debt-financed property.					
b Not debt-financed property.					
6 Net rental income or (loss) from personal property					
7 Other investment income.					
8 Gain or (loss) from sales of assets other than inventory			18	-293,481	
9 Net income or (loss) from special events					
10 Gross profit or (loss) from sales of inventory. .					
11 Other revenue a TAX REFUND-990-PF _____			14	20,503	
b _____					
c _____					
d _____					
e _____					
12 Subtotal Add columns (b), (d), and (e). .				167,837	
13 Total. Add line 12, columns (b), (d), and (e).					167,837

[illegible]

Part XVII Information Regarding Transfers To and Transactions and Relationships With Noncharitable Exempt Organizations

1 Did the organization directly or indirectly engage in any of the following with any other organization described in section 501(c) of the Code (other than section 501(c)(3) organizations) or in section 527, relating to political organizations?		Yes	No
a Transfers from the reporting foundation to a noncharitable exempt organization of			
(1) Cash.	1a(1)		No
(2) Other assets.	1a(2)		No
b Other transactions			
(1) Sales of assets to a noncharitable exempt organization.	1b(1)		No
(2) Purchases of assets from a noncharitable exempt organization.	1b(2)		No
(3) Rental of facilities, equipment, or other assets.	1b(3)		No
(4) Reimbursement arrangements.	1b(4)		No
(5) Loans or loan guarantees.	1b(5)		No
(6) Performance of services or membership or fundraising solicitations.	1b(6)		No
c Sharing of facilities, equipment, mailing lists, other assets, or paid employees.	1c		No
d If the answer to any of the above is "Yes," complete the following schedule. Column (b) should always show the fair market value of the goods, other assets, or services given by the reporting foundation. If the foundation received less than fair market value in any transaction or sharing arrangement, show in column (d) the value of the goods, other assets, or services received.			

[illegible]

2a Is the foundation directly or indirectly affiliated with, or related to, one or more tax-exempt organizations described in section 501(c) of the Code (other than section 501(c)(3)) or in section 527? ☐ Yes ☒ No

b If "Yes," complete the following schedule		
(a) Name of organization	(b) Type of organization	(c) Description of relationship

Under penalties of perjury, I declare that I have examined this return, including accompanying schedules and statements, and to the best of my knowledge and belief, it is true, correct, and complete Declaration of preparer (other than taxpayer or fiduciary) is based on all information of which preparer has any knowledge			
*****	2010-06-30	*****	
Signature of officer or trustee	Date	Title	

Paid Preparer's Use Only	Preparer's Signature	Date	Check if self-employed <input type="checkbox"/>	Preparer's identifying number (see Signature on page 30 of the instructions)
	Firm's name (or yours if self-employed), address, and ZIP code		EIN	
	Phone no			

Additional Data

Software ID: 09000072

Software Version: 09-0

EIN: 39-6484669

Name: WILLIAM J & GERTRUDE R CASPER FOUNDATION

Form 990PF Part IV - Capital Gains and Losses for Tax on Investment Income - Columns a - d

(a) List and describe the kind(s) of property sold (e g , real estate, 2-story brick warehouse, or common stock, 200 shs MLC Co)	(b) How acquired P—Purchase D—Donation	(c) Date acquired (mo , day, yr)	(d) Date sold (mo , day, yr)
160 ABB LTD A D R		2009-06-17	2009-10-14
557 ABB LTD A D R		2008-03-03	2009-10-14
78 ABB LTD A D R		2010-03-04	2010-03-26
490 ABB LTD A D R		2008-03-03	2010-03-26
145 AGCO CORP		2008-03-03	2010-03-26
342 ATT INC	P	2008-03-03	2009-06-12
213 ATT INC		2008-03-03	2010-02-02
91 ATT INC		2008-03-03	2010-03-08
147 ABBOTT LABORATORIES	P	2008-03-03	2009-06-12
70 ABBOTT LABORATORIES		2009-06-17	2009-09-29
324 ABBOTT LABORATORIES		2008-03-03	2009-09-29
30 ABERCROMBIE & FITCH CO CL A		2009-09-08	2009-11-16
32 ABERCROMBIE & FITCH CO CL A		2009-09-08	2010-03-05
81 AECOM TECHNOLOGY CORP		2009-07-10	2010-03-26
248 AECOM TECHNOLOGY CORP		2009-01-28	2010-03-26
5 AEROPOSTALE INC		2010-01-11	2010-03-11
45 AEROPOSTALE INC		2010-01-11	2010-04-06
1631 AEGON N V NY REG SHR		2009-06-17	2009-10-14
58 AGRIMUM INC		2009-06-17	2009-10-14
197 AGRIMUM INC		2008-03-03	2009-10-14
110 AIR PRODS CHEMICALS INC	P	2008-10-20	2009-06-12
7 AIR PRODS CHEMICALS INC		2008-10-08	2010-02-26
385 ALCOA INC		2010-04-15	2010-05-20
217 ALLEGHENY ENERGY INC		2009-09-15	2009-11-16
185 ALLERGAN INC		2009-09-02	2009-11-12
27 ALPHA NATURAL RESOURCES INC		2009-09-11	2010-01-06
27 ALPHA NATURAL RESOURCES INC		2010-02-08	2010-03-03
17062 315 AMERICAN CENTY INTL BD FDS		2009-03-30	2010-05-17
19108 28 AMER CENT NEW OPPORTU II CL INV		2008-02-25	2009-09-29
220 AMERICAN ELECTRIC POWER CO INC	P	2009-04-17	2009-06-12

Form 990PF Part IV - Capital Gains and Losses for Tax on Investment Income - Columns e - h

(e) Gross sales price	(f) Depreciation allowed (or allowable)	(g) Cost or other basis plus expense of sale	(h) Gain or (loss) (e) plus (f) minus (g)
3,477		2,504	973
12,104		13,894	-1,790
1,669		1,622	47
10,487		12,210	-1,723
5,184		9,508	-4,324
8,540		11,956	-3,416
5,452		7,446	-1,994
2,289		3,181	-892
6,697		7,799	-1,102
3,450		3,224	226
15,970		17,204	-1,234
1,253		898	355
1,333		878	455
2,368		2,455	-87
7,249		6,820	429
13		11	2
1,316		1,011	305
14,892		9,870	5,022
3,068		2,511	557
10,420		14,332	-3,912
7,501		6,674	827
480		424	56
4,370		5,559	-1,189
4,893		5,572	-679
11,040		10,099	941
1,340		976	364
1,332		1,129	203
227,782		230,000	-2,218
116,943		150,000	-33,057
6,165		5,933	232

Form 990PF Part IV - Capital Gains and Losses for Tax on Investment Income - Columns i - l

Complete only for assets showing gain in column (h) and owned by the foundation on 12/31/69			(l) Gains (Col (h) gain minus col (k), but not less than -0-) or Losses (from col (h))
(i) FMV as of 12/31/69	(j) Adjusted basis as of 12/31/69	(k) Excess of col (i) over col (j), if any	
			973
			-1,790
			47
			-1,723
			-4,324
			-3,416
			-1,994
			-892
			-1,102
			226
			-1,234
			355
			455
			-87
			429
			2
			305
			5,022
			557
			-3,912
			827
			56
			-1,189
			-679
			941
			364
			203
			-2,218
			-33,057
			232

Form 990PF Part IV - Capital Gains and Losses for Tax on Investment Income - Columns a - d

(a) List and describe the kind(s) of property sold (e g , real estate, 2-story brick warehouse, or common stock, 200 shs MLC Co)	(b) How acquired P—Purchase D—Donation	(c) Date acquired (mo , day, yr)	(d) Date sold (mo , day, yr)
142 AMERICAN EXPRESS CO		2009-10-20	2010-01-27
250000 AMER EXPRESS CR 5 000% 12/02/10		2006-02-16	2009-08-07
600 AMERICAN TOWER CORP		2007-06-04	2009-09-02
34 AMERICAN TOWER CORP		2008-03-03	2009-10-16
132 AMGEN INC	P	2008-07-29	2009-06-12
14 AMGEN INC	P	2008-07-10	2009-06-26
43 AMGEN INC	P	2008-07-10	2009-07-23
178 AMGEN INC		2008-03-03	2010-03-26
63 AMGEN INC		2009-06-17	2010-04-09
120 AMGEN INC		2008-03-03	2010-04-09
160 ANADARKO PETROLEUM CORP	P	2008-07-10	2009-06-12
12 ANADARKO PETROLEUM CORP		2008-07-10	2010-04-22
93 ANGLO AMERICAN PLC A D R		2009-06-17	2009-10-14
323 ANGLO AMERICAN PLC A D R		2008-03-03	2009-10-14
46 APACHE CORP	P	2008-03-03	2009-06-12
13 APOLLO GROUP INC CL A	P	2009-04-07	2009-07-01
17 APOLLO GROUP INC CL A		2009-09-29	2009-10-16
50 APOLLO GROUP INC CL A		2009-05-08	2009-11-02
375 APPLE INC		2008-02-27	2009-09-02
84 APPLE INC		2008-03-03	2010-03-26
24 APPLE INC		2010-04-01	2010-05-14
291 APPLIED MATLS INC		2009-09-09	2010-02-02
67 APTAR GROUP INC	P	2009-06-17	2009-06-18
68 APTAR GROUP INC		2009-06-17	2009-12-01
278 ARCH COAL INC		2009-07-29	2009-08-14
31 ARCH COAL INC		2008-03-18	2009-08-14
79 ASSURANT INC	P	2009-04-01	2009-06-25
65 ASSURANT INC	P	2008-03-03	2009-06-25
79 ASTRAZENECA P L C SPSD A D R		2009-06-17	2009-10-14
270 ASTRAZENECA P L C SPSD A D R		2008-08-15	2009-10-14

Form 990PF Part IV - Capital Gains and Losses for Tax on Investment Income - Columns e - h

(e) Gross sales price	(f) Depreciation allowed (or allowable)	(g) Cost or other basis plus expense of sale	(h) Gain or (loss) (e) plus (f) minus (g)
5,449		5,090	359
255,530		248,775	6,755
18,654		25,708	-7,054
1,345		1,294	51
6,641		7,952	-1,311
724		719	5
2,553		2,208	345
10,536		8,084	2,452
3,817		3,335	482
7,271		5,450	1,821
8,058		10,899	-2,841
869		817	52
1,703		1,205	498
5,914		10,506	-4,592
3,861		5,293	-1,432
906		863	43
1,251		1,227	24
2,889		3,066	-177
62,296		44,979	17,317
19,323		9,981	9,342
6,029		5,623	406
3,613		4,024	-411
2,216		2,227	-11
2,469		2,260	209
4,901		4,609	292
547		1,341	-794
1,864		2,187	-323
1,533		4,042	-2,509
3,523		3,509	14
12,039		12,649	-610

Form 990PF Part IV - Capital Gains and Losses for Tax on Investment Income - Columns i - l

Complete only for assets showing gain in column (h) and owned by the foundation on 12/31/69			(l) Gains (Col (h) gain minus col (k), but not less than -0-) or Losses (from col (h))
(i) F M V as of 12/31/69	(j) Adjusted basis as of 12/31/69	(k) Excess of col (i) over col (j), if any	
			359
			6,755
			-7,054
			51
			-1,311
			5
			345
			2,452
			482
			1,821
			-2,841
			52
			498
			-4,592
			-1,432
			43
			24
			-177
			17,317
			9,342
			406
			-411
			-11
			209
			292
			-794
			-323
			-2,509
			14
			-610

Form 990PF Part IV - Capital Gains and Losses for Tax on Investment Income - Columns a - d

(a) List and describe the kind(s) of property sold (e g , real estate, 2-story brick warehouse, or common stock, 200 shs MLC Co)	(b) How acquired P—Purchase D—Donation	(c) Date acquired (mo , day, yr)	(d) Date sold (mo , day, yr)
137 ATLAS COPCO AB A D R CL B		2009-06-17	2009-10-14
484 ATLAS COPCO AB A D R CL B		2008-03-03	2009-10-14
26 AVALONBAY CMNTYS INC	P	2009-01-14	2009-06-12
245 AVON PRODS INC		2009-11-17	2010-03-26
136 AXA A D R		2009-06-17	2009-10-14
475 AXA A D R		2008-03-03	2009-10-14
70 BALCHEM CORP		2009-04-02	2009-12-01
987 BANCO SANTANDER CENT HISPANO A D R		2009-06-17	2009-10-14
1226 BANCO SANTANDER CENT HISPANO A D R		2008-03-03	2009-10-14
2213 BANCO SANTANDER CENT HISPANO A D R		2009-11-06	2009-11-12
626 BANK OF AMERICA CORP	P	2009-05-18	2009-06-12
121 BARD C R INC		2008-03-03	2010-03-26
630 BARCLAYS PLC A D R		2009-08-21	2009-10-14
64 BAXTER INTL INC		2010-04-22	2010-05-20
141 BERKSHIRE HATHAWAY INC CL B		2010-04-01	2010-04-08
212 BEST BUY CO INC	P	2008-05-15	2009-06-12
142 BEST BUY CO INC		2002-08-08	2009-09-02
57 B H P BILLITON LIMITED	P	2008-12-23	2009-06-12
10 BIOGEN IDEC INC	P	2009-01-26	2009-06-12
87 BIOGEN IDEC INC	P	2009-01-26	2009-08-03
5 BLACKROCK INC	P	2009-05-01	2009-07-24
18 BLACKROCK INC		2009-05-01	2009-09-21
8968 283 BLACKROCK FUNDAMENTAL GROWTH FD INC		2006-05-11	2009-08-11
228 BOC HONG KONG HLDGS LTD A D R		2009-09-11	2009-10-14
159 BOC HONG KONG HLDGS LTD A D R		2008-06-13	2009-10-14
22 BOSTON PPTYS INC	P	2008-11-21	2009-06-12
44 BOSTON PPTYS INC		2008-11-21	2010-01-07
148 BOSTON SCIENTIFIC CORP	P	2008-12-23	2009-06-12
561 BOSTON SCIENTIFIC CORP		2008-12-23	2010-04-22
182 BRISTOL MYERS SQUIBB CO	P	2009-04-13	2009-06-12

Form 990PF Part IV - Capital Gains and Losses for Tax on Investment Income - Columns e - h

(e) Gross sales price	(f) Depreciation allowed (or allowable)	(g) Cost or other basis plus expense of sale	(h) Gain or (loss) (e) plus (f) minus (g)
1,692		1,178	514
5,977		7,260	-1,283
1,583		1,367	216
8,107		8,813	-706
3,935		2,513	1,422
13,742		15,956	-2,214
2,189		1,789	400
16,552		10,996	5,556
20,559		21,847	-1,288
385		397	-12
8,614		7,356	1,258
10,363		11,511	-1,148
15,624		12,985	2,639
2,675		3,220	-545
11,217		11,449	-232
8,139		9,012	-873
5,338		1,860	3,478
3,425		2,244	1,181
514		488	26
4,186		4,245	-59
950		732	218
3,716		2,197	1,519
150,577		176,585	-26,008
10,294		9,530	764
7,179		8,234	-1,055
1,111		938	173
3,017		1,876	1,141
1,381		1,111	270
3,973		4,210	-237
3,598		3,678	-80

Form 990PF Part IV - Capital Gains and Losses for Tax on Investment Income - Columns i - l

Complete only for assets showing gain in column (h) and owned by the foundation on 12/31/69			(l) Gains (Col (h) gain minus col (k), but not less than -0-) or Losses (from col (h))
(i) FM V as of 12/31/69	(j) Adjusted basis as of 12/31/69	(k) Excess of col (i) over col (j), if any	
			514
			-1,283
			216
			-706
			1,422
			-2,214
			400
			5,556
			-1,288
			-12
			1,258
			-1,148
			2,639
			-545
			-232
			-873
			3,478
			1,181
			26
			-59
			218
			1,519
			-26,008
			764
			-1,055
			173
			1,141
			270
			-237
			-80

Form 990PF Part IV - Capital Gains and Losses for Tax on Investment Income - Columns a - d

(a) List and describe the kind(s) of property sold (e g , real estate, 2-story brick warehouse, or common stock, 200 shs MLC Co)	(b) How acquired P—Purchase D—Donation	(c) Date acquired (mo , day, yr)	(d) Date sold (mo , day, yr)
1500 BRISTOL MYERS SQUIBB CO		2007-07-05	2009-09-02
239 BRISTOL MYERS SQUIBB CO		2009-04-13	2010-04-22
195 BRITISH AMERN TOB PLC ADR		2009-06-17	2009-10-14
255 BRITISH AMERN TOB PLC ADR		2008-03-19	2009-10-14
52 BROADCOM CORP CL A	P	2008-03-03	2009-06-01
38 BROADCOM CORP CL A	P	2008-03-07	2009-06-03
14 BROADCOM CORP CL A	P	2009-04-01	2009-07-16
24 BROADCOM CORP CL A	P	2008-03-07	2009-07-16
40 BROADCOM CORP CL A	P	2009-04-01	2009-07-23
39 BROADCOM CORP CL A		2009-04-01	2009-09-10
96 BROADCOM CORP CL A		2009-04-01	2009-09-15
162 BRUSH ENGINEERED MATERIALS INC		2009-06-17	2009-11-24
96 BURLINGTON NORTHN SANTA FE CORP	P	2008-03-03	2009-06-12
4 BURLINGTON NORTHN SANTA FE CORP	P	2008-03-03	2009-06-26
116 BURLINGTON NORTHN SANTA FE CORP		2008-03-03	2009-11-11
90 CBS CORP CLASS B NON VOTING		2010-02-04	2010-05-24
96 CVS CAREMARK CORP	P	2008-07-29	2009-06-12
277 CVS CAREMARK CORP	P	2008-03-03	2009-06-12
34 CVS CAREMARK CORP	P	2008-07-29	2009-08-03
2 CVS CAREMARK CORP		2008-09-30	2009-09-09
67 CVS CAREMARK CORP		2008-07-29	2009-09-09
11 CVS CAREMARK CORP		2009-01-26	2009-10-26
152 CVS CAREMARK CORP		2008-09-30	2009-10-26
135 CVS CAREMARK CORP		2009-01-26	2009-12-01
732 CA INC		2008-06-09	2009-09-02
273 CAMERON INTL CORP		2008-03-03	2010-03-26
204 CANON INC SPONS A D R		2009-07-16	2009-10-14
182 CAPITAL ONE FINANCIAL CORP	P	2009-04-30	2009-06-04
201 CAPITAL ONE FINANCIAL CORP	P	2009-04-30	2009-06-12
73 CAPITAL ONE FINANCIAL CORP	P	2009-04-01	2009-06-18

Form 990PF Part IV - Capital Gains and Losses for Tax on Investment Income - Columns e - h

(e) Gross sales price	(f) Depreciation allowed (or allowable)	(g) Cost or other basis plus expense of sale	(h) Gain or (loss) (e) plus (f) minus (g)
32,654		47,882	-15,228
5,829		4,830	999
12,323		10,314	2,009
16,115		19,190	-3,075
1,368		967	401
960		689	271
377		290	87
646		425	221
1,152		830	322
1,167		809	358
2,878		1,872	1,006
2,915		2,420	495
7,447		8,411	-964
300		350	-50
11,326		10,164	1,162
1,277		1,215	62
2,902		3,686	-784
8,374		11,058	-2,684
1,156		1,306	-150
73		67	6
2,443		2,573	-130
401		307	94
5,545		5,099	446
4,197		3,767	430
14,744		18,146	-3,402
11,183		11,362	-179
7,932		6,783	1,149
4,426		3,358	1,068
4,816		3,160	1,656
1,629		929	700

Form 990PF Part IV - Capital Gains and Losses for Tax on Investment Income - Columns i - l

Complete only for assets showing gain in column (h) and owned by the foundation on 12/31/69			(l) Gains (Col (h) gain minus col (k), but not less than -0-) or Losses (from col (h))
(i) FMV as of 12/31/69	(j) Adjusted basis as of 12/31/69	(k) Excess of col (i) over col (j), if any	
			-15,228
			999
			2,009
			-3,075
			401
			271
			87
			221
			322
			358
			1,006
			495
			-964
			-50
			1,162
			62
			-784
			-2,684
			-150
			6
			-130
			94
			446
			430
			-3,402
			-179
			1,149
			1,068
			1,656
			700

Form 990PF Part IV - Capital Gains and Losses for Tax on Investment Income - Columns a - d

(a) List and describe the kind(s) of property sold (e g , real estate, 2-story brick warehouse, or common stock, 200 shs MLC Co)	(b) How acquired P—Purchase D—Donation	(c) Date acquired (mo , day, yr)	(d) Date sold (mo , day, yr)
49 CAPITAL ONE FINANCIAL CORP	P	2009-04-01	2009-06-26
135 CAPITAL ONE FINANCIAL CORP		2009-04-01	2010-01-07
256 CARNIVAL CORP		2009-09-29	2010-03-26
600 CELGENE CORP		2008-02-27	2009-09-02
348 CENTRAL EUROPEAN DISTRIBUTION CORP		2009-08-26	2009-10-14
20 CEPHALON INC		2008-06-19	2010-03-15
135 CERNER CORPORATION		2008-03-03	2009-11-03
108 CERNER CORPORATION		2008-03-03	2010-03-26
46 CHESAPEAKE ENERGY CORP		2009-06-18	2009-08-07
260 CHESAPEAKE ENERGY CORP		2009-05-05	2009-09-04
127 CHEVRON CORPORATION	P	2008-11-03	2009-06-12
72 CHEVRON CORPORATION		2008-10-28	2010-04-22
75 CIENA CORP		2008-07-21	2009-08-25
19 CIENA CORP		2009-04-29	2009-09-10
55 CIENA CORP		2008-07-30	2009-09-10
95 CIENA CORP		2009-07-09	2009-10-09
92 CIENA CORP		2009-07-09	2009-10-13
205 CIENA CORP		2009-05-13	2009-12-03
54 CIENA CORP		2008-10-30	2009-12-03
96 CISCO SYS INC	P	2008-11-21	2009-06-12
637 CISCO SYS INC		2008-03-03	2010-03-26
61 CITRIX SYS INC	P	2009-04-01	2009-06-05
59 CITRIX SYS INC	P	2009-03-25	2009-06-17
302 CITRIX SYS INC		2009-09-02	2009-09-15
491 CITRIX SYS INC		2009-09-02	2010-01-29
32 CLIFFS NATURAL RESOURCES INC		2009-09-15	2009-10-15
24 CLIFFS NATURAL RESOURCES INC		2010-02-08	2010-02-17
31 CLIFFS NATURAL RESOURCES INC		2010-02-08	2010-02-25
20 CLIFFS NATURAL RESOURCES INC		2009-08-14	2010-03-18
68 CLIFFS NATURAL RESOURCES INC		2009-09-09	2010-03-25

Form 990PF Part IV - Capital Gains and Losses for Tax on Investment Income - Columns e - h

(e) Gross sales price	(f) Depreciation allowed (or allowable)	(g) Cost or other basis plus expense of sale	(h) Gain or (loss) (e) plus (f) minus (g)
1,056		624	432
5,642		1,719	3,923
9,905		8,642	1,263
30,813		33,923	-3,110
12,213		9,065	3,148
1,393		1,415	-22
10,294		5,948	4,346
9,305		4,758	4,547
1,137		1,000	137
5,671		4,694	977
9,215		8,985	230
5,827		4,783	1,044
963		1,637	-674
285		221	64
826		1,146	-320
1,211		1,004	207
1,237		867	370
2,470		1,738	732
651		482	169
1,893		1,413	480
16,817		15,516	1,301
1,959		1,428	531
1,974		1,280	694
10,993		10,527	466
20,181		17,115	3,066
1,242		1,019	223
1,129		1,022	107
1,673		915	758
1,307		562	745
4,869		1,878	2,991

Form 990PF Part IV - Capital Gains and Losses for Tax on Investment Income - Columns i - l

Complete only for assets showing gain in column (h) and owned by the foundation on 12/31/69			(l) Gains (Col (h) gain minus col (k), but not less than -0-) or Losses (from col (h))
(i) FMV as of 12/31/69	(j) Adjusted basis as of 12/31/69	(k) Excess of col (i) over col (j), if any	
			432
			3,923
			1,263
			-3,110
			3,148
			-22
			4,346
			4,547
			137
			977
			230
			1,044
			-674
			64
			-320
			207
			370
			732
			169
			480
			1,301
			531
			694
			466
			3,066
			223
			107
			758
			745
			2,991

Form 990PF Part IV - Capital Gains and Losses for Tax on Investment Income - Columns a - d

(a) List and describe the kind(s) of property sold (e g , real estate, 2-story brick warehouse, or common stock, 200 shs MLC Co)	(b) How acquired P—Purchase D—Donation	(c) Date acquired (mo , day, yr)	(d) Date sold (mo , day, yr)
116 CLOROX CO		2008-11-04	2010-03-26
35 COACH INC	P	2008-05-09	2009-07-24
33 COACH INC		2008-04-07	2009-10-12
33 COACH INC		2008-07-08	2009-10-23
32 COACH INC		2008-07-21	2009-11-06
122 COACH INC		2009-04-01	2009-11-25
10 COACH INC		2008-07-21	2009-11-25
256 COGNIZANT TECH SOLUTIONS CRP		2008-03-03	2010-03-26
63 COGNIZANT TECH SOLUTIONS CRP		2010-04-01	2010-04-08
230 COMCAST CORP CL A	P	2009-01-26	2009-06-12
45 COMCAST CORP CL A	P	2008-03-18	2009-06-12
365 COMCAST CORP CL A		2009-02-26	2009-08-26
31 COMERICA INC		2010-03-10	2010-04-22
137 COMPANHIA DE BEBIDAS P R A D R		2008-06-10	2010-03-26
244 COMPANHIA DE BEBIDAS P R ADR RIGHTS			2009-06-22
37 CON WAY INC		2009-12-17	2010-03-11
72 CONSTELLATION BRANDS INC A		2009-10-15	2009-12-08
69 CONSTELLATION BRANDS INC A		2009-08-18	2009-12-30
33 CONTINENTAL RESOURCES INC	P	2008-09-18	2009-07-21
28 CONTINENTAL RESOURCES INC		2008-10-07	2009-08-25
27 CONTINENTAL RESOURCES INC		2008-10-07	2009-10-13
19 CONTINENTAL RESOURCES INC		2009-05-05	2009-12-31
7 CONTINENTAL RESOURCES INC		2008-10-07	2009-12-31
130 CONTINENTAL RESOURCES INC		2009-07-13	2010-01-15
39 CROWN CASTLE INTL CORP		2008-03-03	2009-09-23
36 CROWN CASTLE INTL CORP		2008-03-03	2009-10-15
30 CROWN CASTLE INTL CORP		2008-09-19	2009-12-31
82 CUBIC CORP	P	2009-06-17	2009-06-18
68 CULLEN FROST BANKERS INC	P	2009-04-01	2009-07-31
238 DBS GROUP HLDGS LTD		2009-06-17	2009-10-14

Form 990PF Part IV - Capital Gains and Losses for Tax on Investment Income - Columns e - h

(e) Gross sales price	(f) Depreciation allowed (or allowable)	(g) Cost or other basis plus expense of sale	(h) Gain or (loss) (e) plus (f) minus (g)
7,457		7,292	165
1,002		1,187	-185
1,139		1,058	81
1,129		1,015	114
1,077		900	177
4,353		2,057	2,296
357		276	81
13,008		7,657	5,351
3,213		3,190	23
3,269		3,847	-578
640		871	-231
5,529		5,125	404
1,357		1,129	228
12,478		10,809	1,669
10			10
1,330		1,297	33
1,168		1,208	-40
1,099		1,000	99
958		1,212	-254
1,037		918	119
1,107		738	369
821		502	319
302		191	111
5,543		2,954	2,589
1,246		1,390	-144
1,221		1,283	-62
1,178		1,047	131
2,885		3,117	-232
3,252		3,161	91
9,010		7,305	1,705

Form 990PF Part IV - Capital Gains and Losses for Tax on Investment Income - Columns i - l

Complete only for assets showing gain in column (h) and owned by the foundation on 12/31/69			(l) Gains (Col (h) gain minus col (k), but not less than -0-) or Losses (from col (h))
(i) FMV as of 12/31/69	(j) Adjusted basis as of 12/31/69	(k) Excess of col (i) over col (j), if any	
			165
			-185
			81
			114
			177
			2,296
			81
			5,351
			23
			-578
			-231
			404
			228
			1,669
			10
			33
			-40
			99
			-254
			119
			369
			319
			111
			2,589
			-144
			-62
			131
			-232
			91
			1,705

Form 990PF Part IV - Capital Gains and Losses for Tax on Investment Income - Columns a - d

(a) List and describe the kind(s) of property sold (e g , real estate, 2-story brick warehouse, or common stock, 200 shs MLC Co)	(b) How acquired P—Purchase D—Donation	(c) Date acquired (mo , day, yr)	(d) Date sold (mo , day, yr)
213 DBS GROUP HLDGS LTD		2008-03-03	2009-10-14
112 DANAHER CORP		2008-12-08	2010-03-26
29 DARDEN RESTAURANTS INC		2009-08-24	2010-03-26
149 DARDEN RESTAURANTS INC		2009-04-17	2010-03-26
19 DAVITA INC	P	2008-03-03	2009-07-17
42 DAVITA INC		2008-03-03	2009-08-18
59 DAVITA INC		2009-04-01	2009-09-10
6 DAVITA INC		2008-03-03	2009-09-10
47 DEERE & CO	P	2008-03-03	2009-06-12
113 DEERE & CO		2008-03-03	2009-11-11
297 DELTA AIR LINES INC	P	2009-04-01	2009-06-22
261 DESARROLLADORA HOMEX A D R		2009-06-17	2009-10-14
98 DEVON ENERGY CORPORATION	P	2008-12-16	2009-06-12
53 DEVON ENERGY CORPORATION	P	2009-01-26	2009-06-26
109 DIAGEO PLC SPONSORED A D R		2008-03-03	2009-08-27
121 DIAGEO PLC SPONSORED A D R		2008-03-03	2009-09-01
78 DIAGEO PLC SPONSORED A D R		2008-09-11	2009-09-10
31 DIAGEO PLC SPONSORED A D R		2008-03-03	2009-09-10
103 DIAGEO PLC SPONSORED A D R		2009-06-17	2009-10-14
18 DIAGEO PLC SPONSORED A D R		2008-09-11	2009-10-14
105 DIAMOND FOODS INC		2009-04-02	2009-10-05
147 DIAMOND FOODS INC		2009-06-17	2010-02-23
92 DIAMOND OFFSHORE DRILLING INC	P	2009-03-24	2009-06-12
58 DIAMOND OFFSHORE DRILLING INC	P	2009-03-11	2009-06-26
59 DIAMOND OFFSHORE DRILLING INC		2009-03-11	2009-11-11
248 DISCOVER FINL SVCS	P	2009-05-18	2009-06-12
338 DISCOVER FINL SVCS		2009-05-18	2009-10-20
390 DIRECTV CL A		2008-07-29	2010-03-26
148 DOLBY LABORATORIES INC CL A		2009-01-28	2010-03-26
247 DOVER CORP		2010-03-04	2010-03-26

Form 990PF Part IV - Capital Gains and Losses for Tax on Investment Income - Columns e - h

(e) Gross sales price	(f) Depreciation allowed (or allowable)	(g) Cost or other basis plus expense of sale	(h) Gain or (loss) (e) plus (f) minus (g)
8,064		10,469	-2,405
8,565		7,619	946
1,289		976	313
6,560		5,862	698
928		918	10
2,148		2,030	118
3,185		2,601	584
324		290	34
2,094		4,088	-1,994
5,434		9,829	-4,395
1,747		1,792	-45
11,313		6,068	5,245
6,411		6,785	-374
2,927		3,403	-476
6,710		8,958	-2,248
7,516		9,944	-2,428
4,906		5,740	-834
1,950		2,548	-598
6,308		5,721	587
1,102		1,325	-223
3,496		2,987	509
5,747		4,022	1,725
8,443		6,376	2,067
4,933		3,821	1,112
5,987		3,283	2,704
2,297		2,253	44
5,138		3,071	2,067
13,014		10,417	2,597
8,761		3,945	4,816
11,325		10,678	647

Form 990PF Part IV - Capital Gains and Losses for Tax on Investment Income - Columns i - l

Complete only for assets showing gain in column (h) and owned by the foundation on 12/31/69			(l) Gains (Col (h) gain minus col (k), but not less than -0-) or Losses (from col (h))
(i) F M V as of 12/31/69	(j) Adjusted basis as of 12/31/69	(k) Excess of col (i) over col (j), if any	
			-2,405
			946
			313
			698
			10
			118
			584
			34
			-1,994
			-4,395
			-45
			5,245
			-374
			-476
			-2,248
			-2,428
			-834
			-598
			587
			-223
			509
			1,725
			2,067
			1,112
			2,704
			44
			2,067
			2,597
			4,816
			647

Form 990PF Part IV - Capital Gains and Losses for Tax on Investment Income - Columns a - d

(a) List and describe the kind(s) of property sold (e g , real estate, 2-story brick warehouse, or common stock, 200 shs MLC Co)	(b) How acquired P—Purchase D—Donation	(c) Date acquired (mo , day, yr)	(d) Date sold (mo , day, yr)
623 E M C CORPORATION		2009-09-02	2009-09-15
53 E O N A G A D R		2009-06-17	2009-10-14
186 E O N A G A D R		2008-03-31	2009-10-14
98 EQUITABLE CORP		2009-11-10	2010-01-29
55 EXCO RESOURCES INC		2009-09-04	2009-12-31
203 ECOLAB INC		2008-03-03	2010-03-26
71 ECOLAB INC		2010-04-01	2010-05-14
29 EDISON INTL	P	2009-01-26	2009-06-04
158 EDISON INTL	P	2008-03-03	2009-06-04
35 EDISON INTL		2009-11-16	2010-04-26
127 EDISON INTL		2009-04-01	2010-04-26
134 EMERSON ELEC CO	P	2008-11-21	2009-06-12
141 EMERSON ELEC CO		2009-06-17	2009-08-20
288 EMERSON ELEC CO		2008-03-03	2009-08-20
93 EMERSON ELEC CO		2008-11-21	2010-01-22
8 ENERGIZER HOLDINGS INC		2008-10-13	2009-08-19
7 ENERGIZER HOLDINGS INC		2008-08-08	2009-08-19
52 ENERGIZER HOLDINGS INC		2009-05-18	2009-09-21
41 ENTERGY CORPORATION		2009-04-01	2009-09-15
30 EQUINIX INC	P	2009-04-01	2009-07-31
700 EXELON CORPORATION		2003-11-24	2009-09-02
108 EXPEDITORS INTL WASH INC		2010-04-01	2010-05-14
2 EXPRESS SCRIPTS INC CL A		2009-01-14	2009-10-05
13 EXPRESS SCRIPTS INC CL A		2008-03-03	2009-10-05
12 EXPRESS SCRIPTS INC CL A		2009-03-04	2009-12-22
21 EXPRESS SCRIPTS INC CL A		2009-04-01	2010-02-26
13 EXPRESS SCRIPTS INC CL A		2009-04-01	2010-03-15
89 EXPRESS SCRIPTS INC CL A		2008-05-07	2010-03-26
50 EXPRESS SCRIPTS INC CL A		2009-04-01	2010-05-06
14 EXPRESS SCRIPTS INC CL A		2010-04-01	2010-05-14

Form 990PF Part IV - Capital Gains and Losses for Tax on Investment Income - Columns e - h

(e) Gross sales price	(f) Depreciation allowed (or allowable)	(g) Cost or other basis plus expense of sale	(h) Gain or (loss) (e) plus (f) minus (g)
10,485		9,762	723
2,120		1,799	321
7,440		11,504	-4,064
4,322		3,736	586
1,171		741	430
8,804		9,433	-629
3,375		3,147	228
848		968	-120
4,621		7,836	-3,215
1,196		1,190	6
4,338		3,874	464
4,693		4,071	622
4,900		4,686	214
10,008		14,840	-4,832
3,976		2,825	1,151
532		543	-11
466		534	-68
3,410		2,714	696
3,193		2,923	270
2,434		1,572	862
34,194		21,749	12,445
4,408		3,943	465
154		102	52
1,003		803	200
1,054		592	462
2,001		990	1,011
1,284		608	676
8,890		5,563	3,327
5,149		2,340	2,809
1,418		1,427	-9

Form 990PF Part IV - Capital Gains and Losses for Tax on Investment Income - Columns i - l

Complete only for assets showing gain in column (h) and owned by the foundation on 12/31/69			(l) Gains (Col (h) gain minus col (k), but not less than -0-) or Losses (from col (h))
(i) FM V as of 12/31/69	(j) Adjusted basis as of 12/31/69	(k) Excess of col (i) over col (j), if any	
			723
			321
			-4,064
			586
			430
			-629
			228
			-120
			-3,215
			6
			464
			622
			214
			-4,832
			1,151
			-11
			-68
			696
			270
			862
			12,445
			465
			52
			200
			462
			1,011
			676
			3,327
			2,809
			-9

Form 990PF Part IV - Capital Gains and Losses for Tax on Investment Income - Columns a - d

(a) List and describe the kind(s) of property sold (e g , real estate, 2-story brick warehouse, or common stock, 200 shs MLC Co)	(b) How acquired P—Purchase D—Donation	(c) Date acquired (mo , day, yr)	(d) Date sold (mo , day, yr)
158 EXXON MOBIL CORP	P	2008-07-10	2009-06-12
650 EXXON MOBIL CORP		1999-07-15	2009-09-02
71 FT I CONSULTING INC		2009-06-17	2009-11-03
145 FT I CONSULTING INC		2008-07-01	2009-11-03
158 FACTSET RESH SYS INC		2009-09-02	2010-03-12
522 FAMILY DOLLAR STORES		2009-06-17	2009-09-29
100000 FH L B DEB 4 500% 10/09/09		2007-11-16	2009-10-09
110000 FN M A M T N 4 750% 11/19/12		2007-11-16	2009-08-24
11024 434 FIDELITY ADV MID CAP FUND A		2007-06-01	2010-03-10
2121 807 FIRST AMER REAL ESTATE SECS FD CL Y		2010-03-03	2010-03-10
34340 319 FIRST AMER EQUITY INCOME CL Y	P	2008-02-25	2009-06-12
16697 193 FIRST AMER SMALL CAP SELECT FD CL Y		2008-01-14	2010-03-03
7151 371 FIRST AMER SMALL CAP GWTH OPP CL Y		2009-09-29	2010-03-03
5518 73 FIRST AMER MID CAP GRWTH OPP FD CL Y		2009-09-18	2010-03-03
8478 966 FIRST AMER MID CAP GRWTH OPP FD CL Y		2008-01-14	2010-03-03
6471 821 FIRST AMER LARGE CAP GRWTH OPP CL Y	P	2008-02-25	2009-06-12
150 FIRST ENERGY CORP	P	2008-09-15	2009-06-12
24 FIRST ENERGY CORP		2009-01-26	2009-10-20
210 FIRST ENERGY CORP		2008-09-18	2009-10-20
72 FLOWSERVE CORP		2008-06-10	2010-03-26
159 FOMENTO ECONOMICO MEX SP A D R		2008-03-03	2009-08-26
122 FOMENTO ECONOMICO MEX SP A D R		2009-06-17	2009-10-14
268 FOMENTO ECONOMICO MEX SP A D R		2008-03-03	2009-10-14
168 FOSTER L B CO CL A	P	2009-06-17	2009-06-18
1649 FOSTERS GROUP LIMITED A D R		2009-06-17	2009-09-11
206 FRANCE TELECOM SPSP ADR	P	2008-03-03	2009-07-15
199 FRANCE TELECOM SPSP ADR		2009-06-17	2009-10-14
487 FRANCE TELECOM SPSP ADR		2008-03-03	2009-10-14
66 FREEPORT MCMORAN COPPER GOLD	P	2009-05-18	2009-06-12
250 FREEPORT MCMORAN COPPER GOLD		2007-06-01	2009-09-02

Form 990PF Part IV - Capital Gains and Losses for Tax on Investment Income - Columns e - h

(e) Gross sales price	(f) Depreciation allowed (or allowable)	(g) Cost or other basis plus expense of sale	(h) Gain or (loss) (e) plus (f) minus (g)
11,665		13,402	-1,737
44,544		25,624	18,920
2,978		3,771	-793
6,083		10,170	-4,087
11,172		8,743	2,429
13,580		14,437	-857
100,000		100,961	-961
119,534		111,977	7,557
191,935		302,841	-110,906
32,400		30,745	1,655
347,181		436,616	-89,435
196,526		207,093	-10,567
132,658		120,000	12,658
191,610		179,690	11,920
294,390		314,576	-20,186
149,175		190,305	-41,130
6,072		10,228	-4,156
1,109		1,239	-130
9,704		13,741	-4,037
7,853		9,366	-1,513
6,123		6,550	-427
5,241		3,790	1,451
11,514		11,040	474
4,765		4,733	32
7,755		6,299	1,456
4,683		6,945	-2,262
5,292		4,473	819
12,950		16,418	-3,468
3,873		3,196	677
15,506		19,785	-4,279

Form 990PF Part IV - Capital Gains and Losses for Tax on Investment Income - Columns i - l

Complete only for assets showing gain in column (h) and owned by the foundation on 12/31/69			(l) Gains (Col (h) gain minus col (k), but not less than -0-) or Losses (from col (h))
(i) FM V as of 12/31/69	(j) Adjusted basis as of 12/31/69	(k) Excess of col (i) over col (j), if any	
			-1,737
			18,920
			-793
			-4,087
			2,429
			-857
			-961
			7,557
			-110,906
			1,655
			-89,435
			-10,567
			12,658
			11,920
			-20,186
			-41,130
			-4,156
			-130
			-4,037
			-1,513
			-427
			1,451
			474
			32
			1,456
			-2,262
			819
			-3,468
			677
			-4,279

Form 990PF Part IV - Capital Gains and Losses for Tax on Investment Income - Columns a - d

(a) List and describe the kind(s) of property sold (e g , real estate, 2-story brick warehouse, or common stock, 200 shs MLC Co)	(b) How acquired P—Purchase D—Donation	(c) Date acquired (mo , day, yr)	(d) Date sold (mo , day, yr)
271 FUJIFILM HOLDINGS A D R		2009-06-17	2009-10-14
327 GAMESTOP CORP CL A		2009-06-17	2009-08-26
204 GAMESTOP CORP CL A		2008-05-07	2009-08-26
391 GAP INC		2009-09-29	2010-03-26
38 GENERAL DYNAMICS CORP	P	2008-03-03	2009-06-12
25 GENERAL DYNAMICS CORP		2008-10-20	2010-02-26
1000 GENERAL ELECTRIC CO		2006-02-16	2009-09-02
100000 GENERAL ELEC CAP 5 500% 4/28/11		2007-02-14	2010-03-31
800 GILEAD SCIENCES INC		2008-02-27	2009-09-02
42 GILEAD SCIENCES INC		2010-04-01	2010-05-14
324 GLAXO SMITHKLINE P L C A D R		2009-06-17	2009-10-14
43 GOLDMAN SACHS GROUP INC	P	2009-04-13	2009-06-12
300 GOLDMAN SACHS GROUP INC		2005-04-20	2009-09-02
65 GOLDMAN SACHS GROUP INC		2009-11-17	2010-03-26
31 GOODRICH CORP	P	2009-04-01	2009-07-30
19 GOODRICH CORP	P	2008-03-03	2009-07-30
23 GOOGLE INC CL A		2008-03-03	2010-03-26
264 HALLIBURTON CO		2008-03-03	2010-03-26
182 HARRIS CORP DEL		2009-01-22	2010-03-26
57 HARRIS STRATEX NETWORKS INC	P	2009-05-27	2009-06-11
98 HESS CORP	P	2009-03-24	2009-06-12
314 HEWLETT PACKARD CO	P	2008-03-03	2009-06-12
91 HEWLETT PACKARD CO		2008-03-03	2009-09-09
497 HEWLETT PACKARD CO		2009-09-02	2010-01-29
221 HEWLETT PACKARD CO		2008-03-03	2010-03-26
70 HOLOGIC INC		2009-11-11	2010-03-15
896 HOME DEPOT INC		2008-09-11	2009-09-02
82 HONDA MOTOR CO LTD A D R		2009-06-17	2009-10-14
284 HONDA MOTOR CO LTD A D R		2008-03-03	2009-10-14
2868 HOST HOTELS RESORTS INC		2008-03-03	2010-01-11

Form 990PF Part IV - Capital Gains and Losses for Tax on Investment Income - Columns e - h

(e) Gross sales price	(f) Depreciation allowed (or allowable)	(g) Cost or other basis plus expense of sale	(h) Gain or (loss) (e) plus (f) minus (g)
7,628		6,673	955
7,315		8,871	-1,556
4,563		10,901	-6,338
9,107		8,436	671
2,274		3,091	-817
1,811		1,990	-179
13,210		33,533	-20,323
104,839		101,440	3,399
36,512		34,955	1,557
1,596		1,917	-321
13,062		11,568	1,494
6,266		5,529	737
47,755		31,442	16,313
11,213		11,454	-241
1,626		1,179	447
997		1,146	-149
12,900		10,377	2,523
7,733		10,069	-2,336
8,404		7,590	814
374		304	70
5,829		6,416	-587
11,819		14,921	-3,102
4,152		4,324	-172
23,580		22,076	1,504
11,786		10,472	1,314
1,327		1,086	241
23,788		25,964	-2,176
2,545		2,268	277
8,816		8,542	274
4		5	-1

Form 990PF Part IV - Capital Gains and Losses for Tax on Investment Income - Columns i - l

Complete only for assets showing gain in column (h) and owned by the foundation on 12/31/69			(l) Gains (Col (h) gain minus col (k), but not less than -0-) or Losses (from col (h))
(i) FMV as of 12/31/69	(j) Adjusted basis as of 12/31/69	(k) Excess of col (i) over col (j), if any	
			955
			-1,556
			-6,338
			671
			-817
			-179
			-20,323
			3,399
			1,557
			-321
			1,494
			737
			16,313
			-241
			447
			-149
			2,523
			-2,336
			814
			70
			-587
			-3,102
			-172
			1,504
			1,314
			241
			-2,176
			277
			274
			-1

Form 990PF Part IV - Capital Gains and Losses for Tax on Investment Income - Columns a - d

(a) List and describe the kind(s) of property sold (e g , real estate, 2-story brick warehouse, or common stock, 200 shs MLC Co)	(b) How acquired P—Purchase D—Donation	(c) Date acquired (mo , day, yr)	(d) Date sold (mo , day, yr)
77 2868 HOST HOTELS RESORTS INC		2009-12-18	2010-01-11
115 7132 HOST HOTELS RESORTS INC		2009-01-08	2010-01-11
333 HOST HOTELS RESORTS INC		2009-04-01	2010-01-19
517 HUNTSMAN CORP		2009-09-11	2009-11-16
26 ICU MED INC	P	2009-05-01	2009-06-17
500 I T T CORPORATION		2004-02-24	2009-09-02
451 INTEL CORP		2008-03-03	2010-03-26
33 INTERCONTINENTAL EXCHANGE INC		2009-04-01	2009-10-06
6 INTERCONTINENTAL EXCHANGE INC		2008-07-17	2009-10-06
103 INTERNATIONAL BUSINESS MACHINES CORP	P	2008-03-03	2009-06-12
35 INTERNATIONAL BUSINESS MACHINES CORP		2008-03-03	2009-09-09
115 INTERNATIONAL BUSINESS MACHINES CORP		2008-03-03	2010-03-26
200000 INTERNATIONAL LEASE 4 875% 9/01/10		2006-12-20	2009-08-07
589 INTESA SANPAOLO A D R		2009-09-10	2009-10-14
808 ISHARES MSCI EMERGING MKTS E T F		2009-09-18	2010-03-10
1149 ISHARES MSCI EMERGING MKTS E T F		2008-06-20	2010-03-10
196 ISHARES DOW JONES REGIONAL BK IN FD	P	2009-05-18	2009-06-12
66 J & J SNACK FOODS CORP		2009-06-17	2009-08-19
356 J CREW GROUP INC		2009-09-02	2009-10-26
551 J CREW GROUP INC		2009-09-02	2010-01-21
385 J P MORGAN CHASE CO	P	2008-03-03	2009-06-12
48 J P MORGAN CHASE CO		2008-03-03	2009-08-26
1200 J P MORGAN CHASE CO		2008-11-20	2009-09-02
99 JABIL CIRCUIT INC		2009-09-01	2009-10-22
311 JABIL CIRCUIT INC		2009-09-01	2009-10-29
135 JACOBS ENGR GROUP INC		2008-03-03	2010-03-26
159 JACOBS ENGR GROUP INC		2010-04-01	2010-05-14
2227 JANUS CAPITAL GROUP INC		2009-09-02	2010-02-03
122 JOHNSON JOHNSON	P	2008-03-03	2009-06-12
39 JOHNSON JOHNSON	P	2008-03-03	2009-06-18

Form 990PF Part IV - Capital Gains and Losses for Tax on Investment Income - Columns e - h

(e) Gross sales price	(f) Depreciation allowed (or allowable)	(g) Cost or other basis plus expense of sale	(h) Gain or (loss) (e) plus (f) minus (g)
957		483	474
1,433		1,367	66
4,099		1,409	2,690
4,462		4,429	33
1,078		942	136
24,870		18,945	5,925
10,008		9,083	925
3,164		2,349	815
575		536	39
11,131		11,744	-613
4,082		3,991	91
14,857		13,073	1,784
179,600		198,732	-19,132
16,609		13,931	2,678
33,370		31,641	1,729
47,453		53,285	-5,832
3,607		3,760	-153
2,808		2,415	393
15,288		11,456	3,832
22,186		17,731	4,455
13,467		15,345	-1,878
2,078		1,913	165
49,355		30,240	19,115
1,456		1,089	367
4,444		3,420	1,024
6,041		10,853	-4,812
7,251		7,244	7
27,064		27,569	-505
6,845		7,565	-720
2,187		2,418	-231

Form 990PF Part IV - Capital Gains and Losses for Tax on Investment Income - Columns i - l

Complete only for assets showing gain in column (h) and owned by the foundation on 12/31/69			(l) Gains (Col (h) gain minus col (k), but not less than -0-) or Losses (from col (h))
(i) FM V as of 12/31/69	(j) Adjusted basis as of 12/31/69	(k) Excess of col (i) over col (j), if any	
			474
			66
			2,690
			33
			136
			5,925
			925
			815
			39
			-613
			91
			1,784
			-19,132
			2,678
			1,729
			-5,832
			-153
			393
			3,832
			4,455
			-1,878
			165
			19,115
			367
			1,024
			-4,812
			7
			-505
			-720
			-231

Form 990PF Part IV - Capital Gains and Losses for Tax on Investment Income - Columns a - d

(a) List and describe the kind(s) of property sold (e g , real estate, 2-story brick warehouse, or common stock, 200 shs MLC Co)	(b) How acquired P—Purchase D—Donation	(c) Date acquired (mo , day, yr)	(d) Date sold (mo , day, yr)
117 JOHNSON JOHNSON		2008-03-03	2009-08-26
186 JOHNSON JOHNSON		2008-03-03	2010-03-26
16 KBR INC	P	2008-08-21	2009-07-31
34 KBR INC	P	2008-03-27	2009-07-31
24 KBR INC		2008-09-22	2009-08-25
20 KBR INC		2008-08-21	2009-08-25
206 KBR INC		2009-04-01	2009-10-05
11 KBR INC		2008-09-22	2009-10-05
45 KANSAS CITY SOUTHERN		2008-03-03	2009-09-15
45 KANSAS CITY SOUTHERN		2008-03-03	2009-10-15
35 KANSAS CITY SOUTHERN		2009-04-28	2009-11-04
10 KANSAS CITY SOUTHERN		2008-03-03	2009-11-04
37 KANSAS CITY SOUTHERN		2009-04-28	2009-11-11
36 KANSAS CITY SOUTHERN		2009-04-28	2009-12-17
37 KANSAS CITY SOUTHERN		2009-04-28	2009-12-31
710 KELLOGG CO		2008-11-20	2009-09-02
484 KEPPEL CORP LTD SPONS A D R		2009-06-17	2009-10-14
1678 KEPPEL CORP LTD SPONS A D R		2008-03-03	2009-10-14
146 KEYCORP NEW		2009-08-24	2010-04-22
447 KROGER CO	P	2008-03-18	2009-06-12
78 KROGER CO	P	2008-03-03	2009-06-18
113 KROGER CO	P	2008-03-03	2009-07-10
117 KROGER CO	P	2008-03-03	2009-08-03
145 KROGER CO		2008-03-03	2009-08-11
29 LABORATORY CORP OF AMERICA HOLDINGS	P	2008-03-03	2009-06-25
12 LABORATORY CORP OF AMERICA HOLDINGS	P	2008-03-03	2009-07-09
10 LABORATORY CORP OF AMERICA HOLDINGS	P	2008-07-21	2009-07-17
2 LABORATORY CORP OF AMERICA HOLDINGS	P	2008-03-03	2009-07-17
47 LANDSTAR SYS INC		2009-04-08	2010-05-19
99 LAS VEGAS SANDS CORP	P	2009-06-16	2009-07-27

Form 990PF Part IV - Capital Gains and Losses for Tax on Investment Income - Columns e - h

(e) Gross sales price	(f) Depreciation allowed (or allowable)	(g) Cost or other basis plus expense of sale	(h) Gain or (loss) (e) plus (f) minus (g)
7,136		7,255	-119
11,967		11,543	424
338		380	-42
719		1,000	-281
586		464	122
488		475	13
4,560		2,940	1,620
243		213	30
1,249		1,616	-367
1,275		1,616	-341
929		536	393
265		359	-94
1,093		566	527
1,120		551	569
1,245		566	679
33,157		30,125	3,032
5,759		4,404	1,355
19,968		24,918	-4,950
1,296		1,013	283
9,666		11,082	-1,416
1,658		1,933	-275
2,442		2,801	-359
2,509		2,900	-391
3,024		3,594	-570
1,926		2,229	-303
804		922	-118
670		697	-27
134		154	-20
2,043		1,586	457
1,116		875	241

Form 990PF Part IV - Capital Gains and Losses for Tax on Investment Income - Columns i - l

Complete only for assets showing gain in column (h) and owned by the foundation on 12/31/69			(l) Gains (Col (h) gain minus col (k), but not less than -0-) or Losses (from col (h))
(i) FM V as of 12/31/69	(j) Adjusted basis as of 12/31/69	(k) Excess of col (i) over col (j), if any	
			-119
			424
			-42
			-281
			122
			13
			1,620
			30
			-367
			-341
			393
			-94
			527
			569
			679
			3,032
			1,355
			-4,950
			283
			-1,416
			-275
			-359
			-391
			-570
			-303
			-118
			-27
			-20
			457
			241

Form 990PF Part IV - Capital Gains and Losses for Tax on Investment Income - Columns a - d

(a) List and describe the kind(s) of property sold (e g , real estate, 2-story brick warehouse, or common stock, 200 shs MLC Co)	(b) How acquired P—Purchase D—Donation	(c) Date acquired (mo , day, yr)	(d) Date sold (mo , day, yr)
62 LAS VEGAS SANDS CORP		2009-08-03	2009-09-10
71 LAS VEGAS SANDS CORP		2009-10-05	2010-01-15
129 LAS VEGAS SANDS CORP		2010-01-27	2010-04-15
56 LAS VEGAS SANDS CORP		2009-08-03	2010-04-29
6666 113 LAUDUS ROSEN INTL S C FD CL INV		2007-05-29	2010-03-03
17 LEAR CORP W I		2010-01-11	2010-03-24
267 LEGG MASON INC		2009-07-27	2010-02-12
90 LOCKHEED MARTIN CORP	P	2008-03-03	2009-06-12
9 LOCKHEED MARTIN CORP	P	2008-03-03	2009-06-26
93 LOCKHEED MARTIN CORP		2008-10-08	2009-10-20
169 MARSHALL ILSLEY CORP NEW		2010-01-25	2010-03-11
65 MAXIM INTEGRATED PRODS INC	P	2009-05-01	2009-07-22
61 MAXIM INTEGRATED PRODS INC	P	2009-04-24	2009-07-31
70 MAXIM INTEGRATED PRODS INC		2009-04-24	2009-10-21
72 MAXIM INTEGRATED PRODS INC		2009-04-01	2010-05-11
182 MAXIM INTEGRATED PRODS INC		2009-04-01	2010-05-12
140 MCDONALDS CORP	P	2009-05-18	2009-06-12
207 MCDONALDS CORP		2008-05-07	2010-03-26
700 MEDTRONIC INC		2002-03-01	2009-09-02
110 METLIFE INC	P	2008-10-08	2009-06-12
97 METLIFE INC	P	2008-03-07	2009-06-12
88 METLIFE INC		2009-04-30	2009-08-11
119 METLIFE INC		2009-07-07	2009-10-05
36 MICROSOFT CORP	P	2009-01-26	2009-06-12
1300 MICROSOFT CORP		2000-12-14	2009-09-02
420 MICROSOFT CORP		2008-03-03	2010-03-26
449 MITSUBISHI UFJ FINL GRP A D R		2009-06-17	2009-10-14
1596 MITSUBISHI UFJ FINL GRP A D R		2008-05-09	2009-10-14
55 MITSUI & CO LTD SPSD ADR		2009-06-30	2009-10-14
164 MONSANTO CO	P	2008-03-03	2009-07-10

Form 990PF Part IV - Capital Gains and Losses for Tax on Investment Income - Columns e - h

(e) Gross sales price	(f) Depreciation allowed (or allowable)	(g) Cost or other basis plus expense of sale	(h) Gain or (loss) (e) plus (f) minus (g)
1,001		617	384
1,307		1,198	109
3,068		1,997	1,071
1,434		558	876
75,260		150,000	-74,740
1,362		1,235	127
6,788		5,563	1,225
7,431		9,283	-1,852
727		928	-201
6,754		9,585	-2,831
1,298		1,167	131
1,143		939	204
1,088		865	223
1,315		980	335
1,400		973	427
3,531		2,251	1,280
8,172		7,758	414
13,886		11,450	2,436
26,768		30,431	-3,663
3,387		3,568	-181
2,987		5,509	-2,522
3,073		2,731	342
4,392		2,835	1,557
836		641	195
31,145		34,822	-3,677
12,429		11,407	1,022
2,442		2,814	-372
8,682		14,996	-6,314
15,094		12,608	2,486
11,658		19,183	-7,525

Form 990PF Part IV - Capital Gains and Losses for Tax on Investment Income - Columns i - l

Complete only for assets showing gain in column (h) and owned by the foundation on 12/31/69			(l) Gains (Col (h) gain minus col (k), but not less than -0-) or Losses (from col (h))
(i) FM V as of 12/31/69	(j) Adjusted basis as of 12/31/69	(k) Excess of col (i) over col (j), if any	
			384
			109
			1,071
			876
			-74,740
			127
			1,225
			-1,852
			-201
			-2,831
			131
			204
			223
			335
			427
			1,280
			414
			2,436
			-3,663
			-181
			-2,522
			342
			1,557
			195
			-3,677
			1,022
			-372
			-6,314
			2,486
			-7,525

Form 990PF Part IV - Capital Gains and Losses for Tax on Investment Income - Columns a - d

(a) List and describe the kind(s) of property sold (e g , real estate, 2-story brick warehouse, or common stock, 200 shs MLC Co)	(b) How acquired P—Purchase D—Donation	(c) Date acquired (mo , day, yr)	(d) Date sold (mo , day, yr)
21 MONSANTO CO		2009-06-17	2010-03-26
38 MONSANTO CO		2008-03-03	2010-03-26
68 MONSANTO CO		2009-06-17	2010-04-15
3800 MOTOROLA INC		2009-11-06	2010-02-22
412 MTN GROUP LTD A D R		2009-06-17	2009-10-14
7 N B T Y INC	P	2008-12-09	2009-06-16
29 N B T Y INC	P	2008-03-03	2009-06-16
28 N B T Y INC	P	2008-12-24	2009-07-28
27 N B T Y INC	P	2009-04-01	2009-08-03
29 N B T Y INC		2009-04-01	2009-08-21
26 N B T Y INC		2009-04-01	2009-09-11
78 N B T Y INC		2009-04-01	2009-09-15
33 N I I HOLDINGS INC		2008-03-03	2010-01-11
30 N I I HOLDINGS INC		2008-03-03	2010-02-17
36 N I I HOLDINGS INC		2008-03-03	2010-05-14
80 NRG ENERGY INC	P	2009-03-11	2009-06-12
151 NRG ENERGY INC		2009-03-11	2009-09-18
51 NASDAQ OMX GROUP, INC		2008-03-03	2009-09-03
82 NASDAQ OMX GROUP, INC		2009-04-01	2009-09-10
45 NASDAQ OMX GROUP, INC		2008-07-17	2009-09-10
2252 NATIONAL BANK OF GREECE A D R		2009-09-29	2009-10-14
167 NATIONAL GRID PLC SP A D R		2009-06-17	2009-10-14
169 NATIONAL GRID PLC SP A D R		2008-03-31	2009-10-14
132 NATIONAL OILWELL VARCO INC		2008-03-03	2009-10-02
178 NATIONAL OILWELL VARCO INC		2008-11-25	2010-03-26
366 NESTLE SA SPONSORED A D R	P	2008-03-03	2009-06-12
21 NESTLE SA SPONSORED A D R	P	2008-03-03	2009-08-03
190 NESTLE SA SPONSORED A D R		2008-03-03	2009-08-19
114 NESTLE SA SPONSORED A D R		2008-03-03	2009-09-09
300 NESTLE SA SPONSORED A D R		2009-06-17	2009-10-14

Form 990PF Part IV - Capital Gains and Losses for Tax on Investment Income - Columns e - h

(e) Gross sales price	(f) Depreciation allowed (or allowable)	(g) Cost or other basis plus expense of sale	(h) Gain or (loss) (e) plus (f) minus (g)
1,490		1,713	-223
2,696		4,445	-1,749
4,460		5,548	-1,088
26,030		34,761	-8,731
6,987		5,869	1,118
197		118	79
817		813	4
999		452	547
991		397	594
1,073		404	669
1,034		363	671
3,067		1,088	1,979
1,262		1,325	-63
1,135		1,205	-70
1,380		1,446	-66
1,960		1,267	693
4,229		2,392	1,837
1,071		2,046	-975
1,704		1,533	171
935		1,428	-493
18,621		14,918	3,703
7,825		8,004	-179
7,919		11,935	-4,016
5,406		8,043	-2,637
7,113		8,411	-1,298
13,304		17,283	-3,979
866		992	-126
7,613		8,972	-1,359
4,724		5,383	-659
12,870		11,178	1,692

Form 990PF Part IV - Capital Gains and Losses for Tax on Investment Income - Columns i - l

Complete only for assets showing gain in column (h) and owned by the foundation on 12/31/69			(l) Gains (Col (h) gain minus col (k), but not less than -0-) or Losses (from col (h))
(i) FM V as of 12/31/69	(j) Adjusted basis as of 12/31/69	(k) Excess of col (i) over col (j), if any	
			-223
			-1,749
			-1,088
			-8,731
			1,118
			79
			4
			547
			594
			669
			671
			1,979
			-63
			-70
			-66
			693
			1,837
			-975
			171
			-493
			3,703
			-179
			-4,016
			-2,637
			-1,298
			-3,979
			-126
			-1,359
			-659
			1,692

Form 990PF Part IV - Capital Gains and Losses for Tax on Investment Income - Columns a - d

(a) List and describe the kind(s) of property sold (e g , real estate, 2-story brick warehouse, or common stock, 200 shs MLC Co)	(b) How acquired P—Purchase D—Donation	(c) Date acquired (mo , day, yr)	(d) Date sold (mo , day, yr)
417 NESTLE SA SPONSORED A D R		2008-03-03	2009-10-14
45 NETAPP INC		2008-04-25	2009-08-12
4 NETAPP INC		2008-10-03	2009-09-22
40 NETAPP INC		2008-04-25	2009-09-22
43 NETAPP INC		2009-04-01	2009-09-28
110 NETAPP INC		2009-04-01	2009-10-02
40 NIKE INC	P	2008-03-03	2009-06-12
22 NIKE INC		2008-03-03	2010-03-08
17 NIKE INC		2009-10-08	2010-03-26
163 NIKE INC		2008-03-03	2010-03-26
137 NINTENDO LTD A D R	P	2008-03-03	2009-07-16
106 NINTENDO LTD A D R		2009-06-17	2009-09-22
266 NINTENDO LTD A D R		2008-03-03	2009-09-22
244 NIPPON TELEGRAPH TELE A D R		2009-06-17	2009-10-14
98 NOKIA CORP SPSD A D R		2009-06-17	2009-10-14
331 NOKIA CORP SPSD A D R		2008-03-03	2009-10-14
90 NORTHERN TR CORP	P	2009-01-14	2009-06-12
19 NORTHERN TR CORP	P	2009-01-14	2009-06-26
72 NORTHERN TR CORP		2009-06-17	2009-11-17
202 NORTHERN TR CORP		2008-08-20	2009-11-17
132 NOVARTIS AG A D R		2009-06-17	2009-10-14
456 NOVARTIS AG A D R		2008-08-28	2009-10-14
23 NUCOR CORP	P	2008-12-23	2009-06-12
92 NUCOR CORP		2008-12-23	2009-11-11
161 OCCIDENTAL PETROLEUM CORPORATION	P	2008-03-03	2009-06-12
215 LUKOIL SPON A D R		2009-08-27	2009-10-14
134 O N SEMICONDUCTOR CORPORATION	P	2008-03-03	2009-06-10
224 O N SEMICONDUCTOR CORPORATION		2009-04-27	2010-01-08
49 O N SEMICONDUCTOR CORPORATION		2008-03-03	2010-01-08
551 O N SEMICONDUCTOR CORPORATION		2009-04-01	2010-02-16

Form 990PF Part IV - Capital Gains and Losses for Tax on Investment Income - Columns e - h

(e) Gross sales price	(f) Depreciation allowed (or allowable)	(g) Cost or other basis plus expense of sale	(h) Gain or (loss) (e) plus (f) minus (g)
17,889		19,691	-1,802
1,064		1,039	25
103		69	34
1,031		923	108
1,146		737	409
2,849		1,679	1,170
2,248		2,403	-155
1,508		1,322	186
1,250		1,091	159
11,988		9,744	2,244
4,707		8,458	-3,751
3,472		3,550	-78
8,713		16,423	-7,710
5,264		6,045	-781
1,514		1,460	54
5,114		11,770	-6,656
4,970		4,276	694
1,007		903	104
3,487		3,728	-241
9,784		15,535	-5,751
6,716		5,550	1,166
23,201		23,577	-376
1,096		964	132
3,834		3,855	-21
11,085		12,441	-1,356
14,157		10,326	3,831
915		796	119
1,982		1,078	904
434		291	143
4,450		2,364	2,086

Form 990PF Part IV - Capital Gains and Losses for Tax on Investment Income - Columns i - l

Complete only for assets showing gain in column (h) and owned by the foundation on 12/31/69			(l) Gains (Col (h) gain minus col (k), but not less than -0-) or Losses (from col (h))
(i) FM V as of 12/31/69	(j) Adjusted basis as of 12/31/69	(k) Excess of col (i) over col (j), if any	
			-1,802
			25
			34
			108
			409
			1,170
			-155
			186
			159
			2,244
			-3,751
			-78
			-7,710
			-781
			54
			-6,656
			694
			104
			-241
			-5,751
			1,166
			-376
			132
			-21
			-1,356
			3,831
			119
			904
			143
			2,086

Form 990PF Part IV - Capital Gains and Losses for Tax on Investment Income - Columns a - d

(a) List and describe the kind(s) of property sold (e g , real estate, 2-story brick warehouse, or common stock, 200 shs MLC Co)	(b) How acquired P—Purchase D—Donation	(c) Date acquired (mo , day, yr)	(d) Date sold (mo , day, yr)
106 ORACLE CORPORATION	P	2009-04-01	2009-06-12
321 ORACLE CORPORATION		2010-02-23	2010-03-26
35 O REILLY AUTOMOTIVE INC		2009-04-01	2009-09-08
44 O REILLY AUTOMOTIVE INC		2008-08-04	2009-09-08
218 ORIX CORP SPONS A D R		2009-08-19	2009-10-14
42 OWENS ILL INC	P	2008-12-12	2009-06-10
29 OWENS ILL INC		2008-11-17	2009-10-15
293 P M C - SIERRA INC		2009-10-02	2010-02-01
225 P N C FINANCIAL SERVICES GROUP INC	P	2009-04-30	2009-06-12
45 P N C FINANCIAL SERVICES GROUP INC		2009-04-30	2010-01-07
46 PACTIV CORP		2009-02-27	2010-05-18
25 PEABODY ENERGY CORP		2008-09-09	2009-10-21
83 PEABODY ENERGY CORP		2009-06-18	2009-12-21
27 PEABODY ENERGY CORP		2008-10-03	2009-12-21
71 PEOPLES UNITED FINANCIAL INC		2008-03-24	2009-08-12
159 PEOPLES UNITED FINANCIAL INC		2009-04-01	2009-10-05
26 PEOPLES UNITED FINANCIAL INC		2008-03-14	2009-10-05
112 PEPSICO INC	P	2009-05-18	2009-06-12
155 PEPSICO INC		2005-04-20	2009-09-02
445 PEPSICO INC		2005-04-20	2009-09-29
187 PEPSICO INC		2008-03-03	2010-03-26
160 PEPSICO INC		2010-04-01	2010-05-20
121 PETROLEO BRASILEIRO SPON A D R		2009-06-17	2009-10-14
415 PETROLEO BRASILEIRO SPON A D R		2008-03-03	2009-10-14
110 PETROLEO BRASILEIRO S A A D R		2009-06-17	2010-03-26
563 PFIZER INC	P	2008-10-28	2009-06-12
28 PHILLIPS VAN HEUSEN CORP		2008-08-11	2009-09-18
26 PHILLIPS VAN HEUSEN CORP		2008-08-11	2009-09-30
23 PHILLIPS VAN HEUSEN CORP		2008-03-03	2010-04-19
163 PRAXAIR INC		2008-03-03	2010-03-26

Form 990PF Part IV - Capital Gains and Losses for Tax on Investment Income - Columns e - h

(e) Gross sales price	(f) Depreciation allowed (or allowable)	(g) Cost or other basis plus expense of sale	(h) Gain or (loss) (e) plus (f) minus (g)
2,197		1,949	248
8,186		7,908	278
1,326		988	338
1,666		1,150	516
7,288		7,292	-4
1,190		945	245
1,111		581	530
2,376		2,685	-309
9,257		9,155	102
2,521		1,831	690
1,287		743	544
1,138		1,172	-34
3,764		2,359	1,405
1,224		1,149	75
1,199		1,195	4
2,428		2,827	-399
397		434	-37
6,007		5,708	299
8,750		8,409	341
25,931		24,143	1,788
12,428		13,089	-661
10,344		10,664	-320
5,135		3,963	1,172
17,612		20,040	-2,428
4,713		4,404	309
8,316		9,720	-1,404
1,185		1,263	-78
1,109		972	137
1,465		824	641
13,268		13,035	233

Form 990PF Part IV - Capital Gains and Losses for Tax on Investment Income - Columns i - l

Complete only for assets showing gain in column (h) and owned by the foundation on 12/31/69			(l) Gains (Col (h) gain minus col (k), but not less than -0-) or Losses (from col (h))
(i) FM V as of 12/31/69	(j) Adjusted basis as of 12/31/69	(k) Excess of col (i) over col (j), if any	
			248
			278
			338
			516
			-4
			245
			530
			-309
			102
			690
			544
			-34
			1,405
			75
			4
			-399
			-37
			299
			341
			1,788
			-661
			-320
			1,172
			-2,428
			309
			-1,404
			-78
			137
			641
			233

Form 990PF Part IV - Capital Gains and Losses for Tax on Investment Income - Columns a - d

(a) List and describe the kind(s) of property sold (e g , real estate, 2-story brick warehouse, or common stock, 200 shs MLC Co)	(b) How acquired P—Purchase D—Donation	(c) Date acquired (mo , day, yr)	(d) Date sold (mo , day, yr)
12 PRECISION CASTPARTS CORP	P	2008-06-12	2009-07-16
25 PRECISION CASTPARTS CORP		2009-07-30	2009-09-15
11 PRECISION CASTPARTS CORP		2008-07-14	2009-09-15
254 T ROWE PRICE GROUP INC		2008-08-20	2010-03-26
87 819 T ROWE PRICE GROWTH STK CL ADV		2008-12-12	2009-09-18
14129 409 T ROWE PRICE GROWTH STK CL ADV		2008-02-25	2009-09-18
77 PRICELINE COM INC		2009-06-17	2009-10-27
51 PRICELINE COM INC		2009-01-22	2010-03-26
16 PRICELINE COM INC		2009-01-22	2010-05-21
96 PROCTER & GAMBLE CO	P	2009-04-23	2009-06-12
24 PROCTER & GAMBLE CO	P	2009-04-23	2009-06-18
16 PROCTER & GAMBLE CO	P	2009-04-23	2009-06-26
55 PROCTER & GAMBLE CO	P	2009-04-23	2009-07-10
490 PROCTER & GAMBLE CO		2008-11-20	2009-09-02
800 PROCTER & GAMBLE CO		1999-07-15	2009-09-02
219 PROCTER & GAMBLE CO		2008-03-03	2010-03-26
555 PROMISE CO LTD A D R	P	2009-06-17	2009-07-31
179 PRUDENTIAL FINANCIAL INC	P	2009-05-18	2009-06-12
25 PRUDENTIAL FINANCIAL INC		2009-02-23	2010-03-15
3 PRUDENTIAL FINANCIAL INC		2009-10-05	2010-03-26
19 PRUDENTIAL FINANCIAL INC		2009-02-23	2010-03-26
77 PRUDENTIAL FINANCIAL INC		2009-04-01	2010-04-15
87 PRUDENTIAL FINANCIAL INC		2009-10-05	2010-04-30
219 PUBLIC SVC ENTERPRISE GROUP INC	P	2008-06-03	2009-06-12
280 PUBLIC SVC ENTERPRISE GROUP INC		2008-08-06	2009-10-20
700 QUALCOMM INC		2003-04-16	2009-09-02
305 QUALCOMM INC		2008-03-03	2010-03-26
99 QUALCOMM INC		2009-06-17	2010-05-21
32 QUALCOMM INC		2008-03-03	2010-05-21
42 QUEST DIAGNOSTICS INC	P	2009-04-01	2009-06-09

Form 990PF Part IV - Capital Gains and Losses for Tax on Investment Income - Columns e - h

(e) Gross sales price	(f) Depreciation allowed (or allowable)	(g) Cost or other basis plus expense of sale	(h) Gain or (loss) (e) plus (f) minus (g)
907		1,244	-337
2,400		1,608	792
1,056		1,065	-9
13,922		13,835	87
2,222		1,623	599
357,474		437,457	-79,983
13,398		6,305	7,093
12,808		3,393	9,415
3,038		1,064	1,974
5,039		4,687	352
1,215		1,172	43
825		781	44
2,860		2,685	175
25,927		30,185	-4,258
42,329		36,293	6,036
13,929		14,502	-573
2,831		5,907	-3,076
6,638		7,338	-700
1,399		604	795
180		146	34
1,140		337	803
4,946		1,546	3,400
5,554		4,247	1,307
7,135		9,506	-2,371
8,635		11,947	-3,312
31,990		11,504	20,486
12,715		12,471	244
3,531		4,473	-942
1,141		1,308	-167
2,151		1,975	176

Form 990PF Part IV - Capital Gains and Losses for Tax on Investment Income - Columns i - l

Complete only for assets showing gain in column (h) and owned by the foundation on 12/31/69			(l) Gains (Col (h) gain minus col (k), but not less than -0-) or Losses (from col (h))
(i) FM V as of 12/31/69	(j) Adjusted basis as of 12/31/69	(k) Excess of col (i) over col (j), if any	
			-337
			792
			-9
			87
			599
			-79,983
			7,093
			9,415
			1,974
			352
			43
			44
			175
			-4,258
			6,036
			-573
			-3,076
			-700
			795
			34
			803
			3,400
			1,307
			-2,371
			-3,312
			20,486
			244
			-942
			-167
			176

Form 990PF Part IV - Capital Gains and Losses for Tax on Investment Income - Columns a - d

(a) List and describe the kind(s) of property sold (e g , real estate, 2-story brick warehouse, or common stock, 200 shs MLC Co)	(b) How acquired P—Purchase D—Donation	(c) Date acquired (mo , day, yr)	(d) Date sold (mo , day, yr)
34 QUEST DIAGNOSTICS INC	P	2008-03-03	2009-06-09
42 RWE AG A D R		2009-06-17	2009-10-14
146 RWE AG A D R		2008-03-03	2009-10-14
57 RADIOSHACK CORPORATION		2009-09-23	2009-11-10
291 RADIOSHACK CORPORATION		2009-09-25	2009-12-28
22 RALCORP HLDGS INC		2009-08-10	2009-10-19
62 RALCORP HLDGS INC		2009-08-10	2009-11-12
19 RANGE RESOURCES CORP		2009-06-04	2009-10-15
116 RED HAT INC		2009-06-17	2010-01-20
172 RED HAT INC		2009-03-04	2010-03-26
106 REGAL ENTERTAINMENT GROUP A	P	2008-03-03	2009-07-20
84 REGAL ENTERTAINMENT GROUP A		2009-04-01	2009-10-15
52 REGAL ENTERTAINMENT GROUP A		2008-03-03	2009-10-15
249 REGAL ENTERTAINMENT GROUP A		2009-07-31	2010-02-10
46 REGAL ENTERTAINMENT GROUP A		2008-10-24	2010-02-10
151 REGIONS FINL CORP		2010-01-08	2010-04-22
49 RIO TINTO PLC A D R		2009-08-19	2009-10-14
58 ROCHE HLDG LTD A D R		2009-06-17	2009-10-14
206 ROCHE HLDG LTD A D R		2008-03-03	2009-10-14
161 KONINKLIJKE (ROYAL) KPN NV SP ADR		2009-06-17	2009-10-14
543 KONINKLIJKE (ROYAL) KPN NV SP ADR		2008-03-03	2009-10-14
3050 SPDR S&P 500 ETF TRUST		2008-11-19	2010-03-03
62 ST JUDE MED INC		2009-04-01	2009-10-12
71 ST JUDE MED INC		2008-05-21	2009-10-12
698 ST JUDE MED INC		2009-09-02	2009-11-06
226 SANOFI AVENTIS A D R		2008-09-11	2009-09-22
112 SANOFI AVENTIS A D R		2009-06-17	2009-10-14
160 SANOFI AVENTIS A D R		2008-09-11	2009-10-14
356 SAP AKTIENGESELLSCHAFT ADR		2009-06-17	2010-02-23
253 SCHEIN HENRY INC		2008-03-03	2010-03-26

Form 990PF Part IV - Capital Gains and Losses for Tax on Investment Income - Columns e - h

(e) Gross sales price	(f) Depreciation allowed (or allowable)	(g) Cost or other basis plus expense of sale	(h) Gain or (loss) (e) plus (f) minus (g)
1,741		1,611	130
3,893		3,333	560
13,534		17,513	-3,979
1,115		934	181
5,829		4,620	1,209
1,270		1,387	-117
3,350		3,642	-292
1,055		870	185
3,364		2,172	1,192
4,875		2,471	2,404
1,444		2,088	-644
969		1,167	-198
600		1,024	-424
3,532		3,169	363
653		503	150
1,314		927	387
9,459		7,475	1,984
2,424		1,936	488
8,611		10,104	-1,493
2,882		2,125	757
9,719		10,431	-712
342,633		349,116	-6,483
2,073		2,224	-151
2,374		3,002	-628
24,165		26,719	-2,554
8,556		8,264	292
4,468		3,676	792
6,383		5,593	790
15,559		12,349	3,210
14,597		15,145	-548

Form 990PF Part IV - Capital Gains and Losses for Tax on Investment Income - Columns i - l

Complete only for assets showing gain in column (h) and owned by the foundation on 12/31/69			(l) Gains (Col (h) gain minus col (k), but not less than -0-) or Losses (from col (h))
(i) FM V as of 12/31/69	(j) Adjusted basis as of 12/31/69	(k) Excess of col (i) over col (j), if any	
			130
			560
			-3,979
			181
			1,209
			-117
			-292
			185
			1,192
			2,404
			-644
			-198
			-424
			363
			150
			387
			1,984
			488
			-1,493
			757
			-712
			-6,483
			-151
			-628
			-2,554
			292
			792
			790
			3,210
			-548

Form 990PF Part IV - Capital Gains and Losses for Tax on Investment Income - Columns a - d

(a) List and describe the kind(s) of property sold (e g , real estate, 2-story brick warehouse, or common stock, 200 shs MLC Co)	(b) How acquired P—Purchase D—Donation	(c) Date acquired (mo , day, yr)	(d) Date sold (mo , day, yr)
650 SCHLUMBERGER LTD		1999-07-15	2009-09-02
119 SCHLUMBERGER LTD		2008-03-03	2010-03-26
57 SCHWAB CHARLES CORP		2009-06-17	2009-10-27
427 SCHWAB CHARLES CORP		2008-09-23	2009-10-27
75 SCOTTISH & SOUTHN ENERGY A D R		2009-06-17	2009-08-19
261 SCOTTISH & SOUTHN ENERGY A D R		2008-03-03	2009-08-19
31 SMITH INTL INC		2010-01-21	2010-02-22
203 SMITH INTL INC		2010-01-21	2010-02-23
63 SMITHFIELD FOODS INC		2009-11-12	2010-04-08
210 SOUTHERN CO		2009-10-20	2010-05-04
24 SOUTHWESTERN ENERGY CO	P	2008-03-03	2009-07-20
149 SOUTHWESTERN ENERGY CO		2008-06-10	2009-10-02
92 SOUTHWESTERN ENERGY CO		2009-09-11	2010-01-26
19 SOUTHWESTERN ENERGY CO		2008-11-21	2010-01-26
79 SOUTHWESTERN ENERGY CO		2009-06-17	2010-02-09
181 SOUTHWESTERN ENERGY CO		2008-11-25	2010-02-09
500 STANLEY WKS		2008-02-25	2009-09-02
188 STAPLES INC	P	2008-05-15	2009-06-12
63 STARBUCKS CORP	P	2008-03-03	2009-07-23
126 STARBUCKS CORP		2009-04-01	2009-08-24
85 STARBUCKS CORP		2008-05-05	2009-08-24
31 STARWOOD HOTELS & RESORTS		2008-12-04	2009-12-16
96 STARWOOD HOTELS & RESORTS		2009-04-01	2010-01-15
30 STARWOOD HOTELS & RESORTS		2008-12-04	2010-01-15
386 STARWOOD HOTELS & RESORTS		2009-11-06	2010-03-01
159 STATE STR CORP		2008-03-03	2009-11-03
4 STATE STR CORP		2009-06-17	2010-03-26
135 STATE STR CORP		2009-03-24	2010-03-26
117 STATE STR CORP		2009-06-17	2010-04-05
68 STATOIL ASA A D R		2009-06-17	2009-10-14

Form 990PF Part IV - Capital Gains and Losses for Tax on Investment Income - Columns e - h

(e) Gross sales price	(f) Depreciation allowed (or allowable)	(g) Cost or other basis plus expense of sale	(h) Gain or (loss) (e) plus (f) minus (g)
35,203		18,678	16,525
7,315		10,201	-2,886
1,011		1,015	-4
7,571		9,501	-1,930
1,330		1,391	-61
4,628		7,566	-2,938
1,239		940	299
8,258		5,843	2,415
1,285		1,102	183
7,209		6,974	235
971		814	157
6,079		7,062	-983
4,222		3,110	1,112
872		513	359
3,348		3,326	22
7,670		6,878	792
19,878		24,848	-4,970
3,958		4,193	-235
1,074		1,133	-59
2,467		1,404	1,063
1,664		1,482	182
1,134		518	616
3,771		1,296	2,475
1,178		502	676
14,999		11,975	3,024
6,731		12,303	-5,572
184		184	
6,220		5,539	681
5,384		5,378	6
1,669		1,434	235

Form 990PF Part IV - Capital Gains and Losses for Tax on Investment Income - Columns i - l

Complete only for assets showing gain in column (h) and owned by the foundation on 12/31/69			(l) Gains (Col (h) gain minus col (k), but not less than -0-) or Losses (from col (h))
(i) FMV as of 12/31/69	(j) Adjusted basis as of 12/31/69	(k) Excess of col (i) over col (j), if any	
			16,525
			-2,886
			-4
			-1,930
			-61
			-2,938
			299
			2,415
			183
			235
			157
			-983
			1,112
			359
			22
			792
			-4,970
			-235
			-59
			1,063
			182
			616
			2,475
			676
			3,024
			-5,572
			681
			6
			235

Form 990PF Part IV - Capital Gains and Losses for Tax on Investment Income - Columns a - d

(a) List and describe the kind(s) of property sold (e g , real estate, 2-story brick warehouse, or common stock, 200 shs MLC Co)	(b) How acquired P—Purchase D—Donation	(c) Date acquired (mo , day, yr)	(d) Date sold (mo , day, yr)
231 STATOIL ASA A D R		2008-03-03	2009-10-14
864 STERLITE INDS INDIA A D S		2009-08-27	2009-10-14
98 STRYKER CORP	P	2009-06-17	2009-07-10
145 STRYKER CORP	P	2008-03-03	2009-07-10
54 SUNTRUST BKS INC		2009-02-11	2010-03-09
50 SUNTRUST BKS INC		2009-04-01	2010-04-22
157 TJX COMPANIES INC	P	2008-10-08	2009-06-12
63 TJX COMPANIES INC	P	2008-10-08	2009-07-23
251 TAKEDA PHARMACEUTICAL CO LTD		2009-06-17	2009-08-19
850 TARGET CORPORATION		2000-10-17	2009-09-02
109 TELEFONICA SA SPON A D R		2009-06-17	2009-10-14
170 TELEFONICA SA SPON A D R		2008-03-03	2009-10-14
148 TELLABS INC DEL		2010-04-15	2010-04-30
134 TELLABS INC DEL		2010-04-15	2010-05-26
224 TENARIS SA ADR		2009-09-22	2009-10-14
1000 TEXAS INSTRUMENTS INC		2005-01-11	2009-09-02
312 TEXAS INSTRUMENTS INC		2008-03-03	2010-03-26
61 THERMO FISHER SCIENTIFIC INC	P	2008-12-16	2009-06-12
400 THERMO FISHER SCIENTIFIC INC		2007-03-15	2009-09-02
172 THERMO FISHER SCIENTIFIC INC		2008-03-10	2010-03-26
653 THOMPSON CREEK METALS CO INC		2009-09-01	2009-10-14
91 TIFFANY & CO		2009-06-18	2009-09-14
134 TIME WARNER INC	P	2008-08-15	2009-06-12
73 TIME WARNER INC	P	2008-07-17	2009-06-18
160 TIME WARNER INC	P	2008-07-17	2009-07-10
465 TOKIO MARINE HOLDINGS A D R		2009-06-17	2009-10-14
25 TOOTSIE ROLL INDS INC		2009-04-02	2010-04-09
193 TOTAL S A A D R	P	2009-04-13	2009-06-12
83 TOTAL S A A D R		2009-04-13	2009-10-02
109 TOTAL S A A D R		2009-06-17	2009-10-14

Form 990PF Part IV - Capital Gains and Losses for Tax on Investment Income - Columns e - h

(e) Gross sales price	(f) Depreciation allowed (or allowable)	(g) Cost or other basis plus expense of sale	(h) Gain or (loss) (e) plus (f) minus (g)
5,671		7,040	-1,369
15,803		9,721	6,082
3,662		3,838	-176
5,418		9,400	-3,982
1,374		531	843
1,431		588	843
4,798		4,446	352
2,275		1,784	491
4,955		6,002	-1,047
39,307		20,446	18,861
9,358		6,637	2,721
14,595		14,599	-4
1,382		1,279	103
1,214		855	359
8,700		8,159	541
24,079		23,049	1,030
7,710		9,316	-1,606
2,555		1,850	705
17,298		18,008	-710
8,564		9,198	-634
8,659		7,541	1,118
3,430		2,567	863
3,472		4,486	-1,014
1,876		2,395	-519
3,826		5,250	-1,424
12,648		13,704	-1,056
7		6	1
11,038		9,995	1,043
4,758		4,028	730
6,800		5,902	898

Form 990PF Part IV - Capital Gains and Losses for Tax on Investment Income - Columns i - l

Complete only for assets showing gain in column (h) and owned by the foundation on 12/31/69			(l) Gains (Col (h) gain minus col (k), but not less than -0-) or Losses (from col (h))
(i) FMV as of 12/31/69	(j) Adjusted basis as of 12/31/69	(k) Excess of col (i) over col (j), if any	
			-1,369
			6,082
			-176
			-3,982
			843
			843
			352
			491
			-1,047
			18,861
			2,721
			-4
			103
			359
			541
			1,030
			-1,606
			705
			-710
			-634
			1,118
			863
			-1,014
			-519
			-1,424
			-1,056
			1
			1,043
			730
			898

Form 990PF Part IV - Capital Gains and Losses for Tax on Investment Income - Columns a - d

(a) List and describe the kind(s) of property sold (e g , real estate, 2-story brick warehouse, or common stock, 200 shs MLC Co)	(b) How acquired P—Purchase D—Donation	(c) Date acquired (mo , day, yr)	(d) Date sold (mo , day, yr)
376 TOTAL S A A D R		2008-03-03	2009-10-14
125 TOTAL S A A D R		2009-03-11	2010-02-26
60 TOTAL S A A D R		2009-03-11	2010-03-12
TOTAL S A A D R			2010-03-24
110 TOTAL SYSTEM SERVICES INC	P	2009-04-01	2009-07-29
130 TOTAL SYSTEM SERVICES INC	P	2008-05-15	2009-07-29
29 TOYOTA MTR CORP A D R		2009-06-17	2009-10-14
103 TOYOTA MTR CORP A D R		2008-03-03	2009-10-14
113 TRAVELERS COS INC	P	2008-03-03	2009-06-12
81 TRAVELERS COS INC		2008-03-03	2009-08-11
247 TURKCELL ILETISIM HIZMET A D R		2009-06-17	2009-10-14
854 TURKCELL ILETISIM HIZMET A D R		2008-03-03	2009-10-14
362 UNILEVER PLC SPSD ADR		2009-06-17	2009-10-14
219 UNILEVER PLC SPSD ADR		2008-10-08	2009-10-14
340 UNION DRILLING INC		2009-06-17	2009-10-19
25 UNION PACIFIC CORP		2009-07-27	2010-03-26
165 UNION PACIFIC CORP		2008-11-06	2010-03-26
100000 U S TREASURY NT 3 875% 5/15/18	P	2008-06-23	2009-07-01
100000 U S TREASURY NT 3 875% 5/15/18		2008-06-23	2010-04-29
75000 U S TREASURY NT 1 500% 10/31/10	P	2008-11-04	2009-08-05
35000 U S TREASURY NT 1 500% 10/31/10		2008-11-04	2009-11-09
125000 U S TREASURY NT 0 875% 2/28/11	P	2009-03-02	2009-06-18
75000 U S TREASURY NT 3 125% 5/15/19		2009-08-05	2009-08-07
75000 U S TREASURY NT 3 125% 5/15/19		2009-08-05	2009-08-25
90000 U S TREASURY NT 3 125% 5/15/19		2009-06-18	2010-03-31
75000 U S TREASURY NT 1 000% 7/31/11		2009-08-25	2010-01-25
35000 U S TREASURY NT 3 625% 8/15/19		2009-11-09	2010-03-31
75000 U S TREASURY NT 3 375% 11/15/19		2010-01-25	2010-03-31
216 UNITED TECHNOLOGIES CORP	P	2008-04-07	2009-06-12
600 UNITED TECHNOLOGIES CORP		2003-11-24	2009-09-02

Form 990PF Part IV - Capital Gains and Losses for Tax on Investment Income - Columns e - h

(e) Gross sales price	(f) Depreciation allowed (or allowable)	(g) Cost or other basis plus expense of sale	(h) Gain or (loss) (e) plus (f) minus (g)
23,455		28,231	-4,776
6,968		5,997	971
3,500		2,875	625
6			6
1,598		1,529	69
1,889		3,216	-1,327
2,330		2,231	99
8,276		11,195	-2,919
4,867		5,233	-366
3,649		3,751	-102
4,557		3,321	1,236
15,757		21,569	-5,812
10,694		7,359	3,335
6,469		5,682	787
2,691		2,001	690
1,808		1,435	373
11,930		10,247	1,683
102,531		97,769	4,762
102,972		97,769	5,203
75,759		75,059	700
35,390		35,027	363
124,575		124,922	-347
70,526		72,401	-1,875
72,635		71,488	1,147
85,756		85,364	392
75,498		74,956	542
34,597		35,423	-826
72,422		73,462	-1,040
12,040		14,959	-2,919
35,418		25,505	9,913

Form 990PF Part IV - Capital Gains and Losses for Tax on Investment Income - Columns i - l

Complete only for assets showing gain in column (h) and owned by the foundation on 12/31/69			(l) Gains (Col (h) gain minus col (k), but not less than -0-) or Losses (from col (h))
(i) FMV as of 12/31/69	(j) Adjusted basis as of 12/31/69	(k) Excess of col (i) over col (j), if any	
			-4,776
			971
			625
			6
			69
			-1,327
			99
			-2,919
			-366
			-102
			1,236
			-5,812
			3,335
			787
			690
			373
			1,683
			4,762
			5,203
			700
			363
			-347
			-1,875
			1,147
			392
			542
			-826
			-1,040
			-2,919
			9,913

Form 990PF Part IV - Capital Gains and Losses for Tax on Investment Income - Columns a - d

(a) List and describe the kind(s) of property sold (e g , real estate, 2-story brick warehouse, or common stock, 200 shs MLC Co)	(b) How acquired P—Purchase D—Donation	(c) Date acquired (mo , day, yr)	(d) Date sold (mo , day, yr)
201 UNITED HEALTH GROUP INCORPORATED	P	2009-05-18	2009-06-12
72 UNITED HEALTH GROUP INCORPORATED	P	2009-05-18	2009-07-23
32 URBAN OUTFITTERS INC		2009-04-30	2009-08-14
39 URBAN OUTFITTERS INC		2009-04-21	2009-10-08
37 URBAN OUTFITTERS INC		2009-04-21	2009-10-23
36 URBAN OUTFITTERS INC		2009-04-21	2009-11-13
117 URBAN OUTFITTERS INC		2009-04-08	2009-11-19
15 V F CORP		2009-04-30	2009-08-10
136 VALE SA SP A D R		2009-06-17	2009-10-14
465 VALE SA SP A D R		2008-03-03	2009-10-14
2 VARIAN MED SYS INC		2010-02-09	2010-03-26
245 VARIAN MED SYS INC		2008-08-06	2010-03-26
52 VERISIGN INC		2009-08-20	2010-05-03
52 VERISIGN INC		2009-08-20	2010-05-11
45 VERISIGN INC		2009-07-31	2010-05-20
276 VERIZON COMMUNICATIONS INC	P	2008-03-03	2009-06-12
500 VERIZON COMMUNICATIONS INC		2001-03-14	2009-09-02
98 VERIZON COMMUNICATIONS INC		2008-03-03	2010-02-26
63 VERIZON COMMUNICATIONS INC		2008-03-03	2010-03-08
90 VISA INC CLASS A SHRS		2009-06-17	2010-03-26
3141 VORNADO REALTY TRUST		2009-12-14	2009-12-31
29 WMS INDS INC		2009-09-28	2010-05-07
73 WAL MART STORES INC	P	2008-03-03	2009-06-12
7 WAL MART STORES INC	P	2008-03-03	2009-06-26
577 WAL MART STORES INC		2008-11-20	2009-09-02
164 WAL MART STORES INC		2008-12-10	2010-03-26
232 WASTE MGMT INC	P	2009-02-05	2009-06-12
127 WASTE MGMT INC		2009-04-01	2009-10-05
15 WASTE MGMT INC		2008-10-08	2010-02-26
377 WELLPOINT INC		2010-04-01	2010-05-18

Form 990PF Part IV - Capital Gains and Losses for Tax on Investment Income - Columns e - h

(e) Gross sales price	(f) Depreciation allowed (or allowable)	(g) Cost or other basis plus expense of sale	(h) Gain or (loss) (e) plus (f) minus (g)
4,870		5,568	-698
1,946		1,697	249
914		587	327
1,230		673	557
1,225		619	606
1,227		590	637
3,786		1,818	1,968
1,014		897	117
3,195		2,203	992
10,923		13,848	-2,925
111		96	15
13,567		15,489	-1,922
1,433		1,074	359
1,389		1,070	319
1,228		926	302
8,244		9,933	-1,689
15,155		22,295	-7,140
2,830		3,527	-697
1,861		2,267	-406
8,101		5,464	2,637
22		22	
1,392		1,237	155
3,626		3,625	1
339		348	-9
29,392		30,222	-830
9,108		9,064	44
6,633		6,869	-236
3,658		3,610	48
493		440	53
20,207		24,300	-4,093

Form 990PF Part IV - Capital Gains and Losses for Tax on Investment Income - Columns i - l

Complete only for assets showing gain in column (h) and owned by the foundation on 12/31/69			(l) Gains (Col (h) gain minus col (k), but not less than -0-) or Losses (from col (h))
(i) FMV as of 12/31/69	(j) Adjusted basis as of 12/31/69	(k) Excess of col (i) over col (j), if any	
			-698
			249
			327
			557
			606
			637
			1,968
			117
			992
			-2,925
			15
			-1,922
			359
			319
			302
			-1,689
			-7,140
			-697
			-406
			2,637
			155
			1
			-9
			-830
			44
			-236
			48
			53
			-4,093

Form 990PF Part IV - Capital Gains and Losses for Tax on Investment Income - Columns a - d

(a) List and describe the kind(s) of property sold (e g , real estate, 2-story brick warehouse, or common stock, 200 shs MLC Co)	(b) How acquired P—Purchase D—Donation	(c) Date acquired (mo , day, yr)	(d) Date sold (mo , day, yr)
169 WELLS FARGO CO	P	2009-04-30	2009-06-12
317 WELLS FARGO CO	P	2008-03-03	2009-06-12
2000 WELLS FARGO CO		2002-01-30	2009-09-02
34 WESTERN DIGITAL CORP	P	2009-04-01	2009-07-16
73 WESTERN DIGITAL CORP	P	2009-04-01	2009-07-31
30 WESTERN DIGITAL CORP		2009-04-01	2009-08-05
34 WESTERN DIGITAL CORP		2009-02-23	2009-08-19
65 WESTERN DIGITAL CORP		2009-02-23	2009-08-20
246 WESTERN DIGITAL CORP		2009-10-02	2010-03-26
1430 WESTERN UNION CO		2010-04-01	2010-04-08
73 WHITING PETROLEUM CORP		2009-11-18	2010-04-20
330 WHOLE FOODS MKT INC		2010-04-01	2010-04-26
800 WYETH		2003-11-24	2009-09-02
15 X T O ENERGY INC		2009-06-26	2010-01-07
75 X T O ENERGY INC		2009-06-26	2010-01-19
424 X T O ENERGY INC		2009-09-02	2010-03-12
347 XILINX INC		2009-10-27	2010-03-26
84 YUM BRANDS INC		2009-09-23	2009-12-18
53 YUM BRANDS INC		2008-10-13	2009-12-18
65 ZIONS BANCORPORATION		2009-10-15	2010-03-04
57 ZIONS BANCORPORATION		2009-09-15	2010-04-21
42 ZIONS BANCORPORATION		2009-09-15	2010-05-11
305 ZURICH FINANCIAL SVCS A D R		2009-06-17	2009-10-14
800 ACCENTURE PLC CL A		2003-04-16	2009-09-15
155 ACCENTURE PLC CL A		2008-05-07	2010-03-26
172 CENTRAL EUROPEAN MEDIA ENT A		2009-06-17	2009-10-14
114 COVIDIEN PLC	P	2009-01-26	2009-06-12
68 COVIDIEN PLC		2009-01-14	2009-10-26
330 INGERSOLL RAND PLC		2009-09-02	2010-04-08
88 INVESCO LTD	P	2009-04-01	2009-06-12

Form 990PF Part IV - Capital Gains and Losses for Tax on Investment Income - Columns e - h

(e) Gross sales price	(f) Depreciation allowed (or allowable)	(g) Cost or other basis plus expense of sale	(h) Gain or (loss) (e) plus (f) minus (g)
4,275		3,888	387
8,018		9,142	-1,124
52,499		46,894	5,605
943		666	277
2,215		1,429	786
932		472	460
1,061		494	567
2,102		857	1,245
9,740		8,788	952
24,798		24,351	447
6,168		4,647	1,521
13,074		12,124	950
38,144		33,845	4,299
718		573	145
3,538		2,865	673
19,924		15,785	4,139
8,755		7,853	902
2,894		2,563	331
1,826		1,674	152
1,188		1,208	-20
1,663		988	675
1,175		710	465
7,610		5,907	1,703
28,423		11,843	16,580
6,549		5,809	740
4,922		3,058	1,864
4,138		4,157	-19
2,942		2,453	489
11,986		10,078	1,908
1,630		1,277	353

Form 990PF Part IV - Capital Gains and Losses for Tax on Investment Income - Columns i - l

Complete only for assets showing gain in column (h) and owned by the foundation on 12/31/69			(l) Gains (Col (h) gain minus col (k), but not less than -0-) or Losses (from col (h))
(i) FM V as of 12/31/69	(j) Adjusted basis as of 12/31/69	(k) Excess of col (i) over col (j), if any	
			387
			-1,124
			5,605
			277
			786
			460
			567
			1,245
			952
			447
			1,521
			950
			4,299
			145
			673
			4,139
			902
			331
			152
			-20
			675
			465
			1,703
			16,580
			740
			1,864
			-19
			489
			1,908
			353

Form 990PF Part IV - Capital Gains and Losses for Tax on Investment Income - Columns a - d

(a) List and describe the kind(s) of property sold (e g , real estate, 2-story brick warehouse, or common stock, 200 shs MLC Co)	(b) How acquired P—Purchase D—Donation	(c) Date acquired (mo , day, yr)	(d) Date sold (mo , day, yr)
255 INVESCO LTD		2009-04-01	2010-04-14
92 MARVELL TECHNOLOGY GROUP LTD	P	2008-03-03	2009-06-09
71 MARVELL TECHNOLOGY GROUP LTD	P	2008-03-03	2009-06-10
9 MARVELL TECHNOLOGY GROUP LTD	P	2009-04-01	2009-07-16
67 MARVELL TECHNOLOGY GROUP LTD	P	2008-03-03	2009-07-16
75 MARVELL TECHNOLOGY GROUP LTD	P	2009-04-01	2009-07-22
74 MARVELL TECHNOLOGY GROUP LTD	P	2009-04-01	2009-07-29
113 MARVELL TECHNOLOGY GROUP LTD		2009-04-01	2009-09-21
148 MARVELL TECHNOLOGY GROUP LTD		2009-04-01	2009-09-24
137 ACE LTD	P	2008-09-18	2009-06-12
23 ACE LTD	P	2008-09-18	2009-07-10
94 ACE LTD		2008-09-18	2010-03-22
549 FOSTER WHEELER AG		2009-10-27	2010-03-04
14 MILLICOM INTL CELLULAR S A		2008-07-30	2010-05-11
16 MILLICOM INTL CELLULAR S A		2008-09-18	2010-05-13
SECURITIES LITIGATION PROCEEDS FROM AIG INC			2009-06-24
SECURITIES LITIGATION PROCEEDS FROM AOL TIME WARNER INC			2010-01-20
SECURITIES LITIGATION PROCEEDS FROM ENRON CORP			2010-01-04
SECURITIES LITIGATION PROCEEDS FROM NORTEL NETWORKS CORP			2010-03-11
SECURITIES LITIGATION PROCEEDS FROM UNITED GLOBALCOM			2009-12-21
CAPITAL GAIN DIVIDENDS	P		


Form 990PF Part IV - Capital Gains and Losses for Tax on Investment Income - Columns e - h

(e) Gross sales price	(f) Depreciation allowed (or allowable)	(g) Cost or other basis plus expense of sale	(h) Gain or (loss) (e) plus (f) minus (g)
5,736		3,702	2,034
1,143		1,085	58
882		838	44
118		85	33
875		790	85
1,028		706	322
1,021		697	324
1,776		1,064	712
2,316		1,110	1,206
6,164		7,905	-1,741
959		1,327	-368
4,914		5,424	-510
13,638		16,253	-2,615
1,222		1,056	166
1,436		1,077	359
240			240
345			345
1,835			1,835
116			116
1,939			1,939
			30


Form 990PF Part IV - Capital Gains and Losses for Tax on Investment Income - Columns i - l

Complete only for assets showing gain in column (h) and owned by the foundation on 12/31/69			(l) Gains (Col (h) gain minus col (k), but not less than -0-) or Losses (from col (h))
(i) FMV as of 12/31/69	(j) Adjusted basis as of 12/31/69	(k) Excess of col (i) over col (j), if any	
			2,034
			58
			44
			33
			85
			322
			324
			712
			1,206
			-1,741
			-368
			-510
			-2,615
			166
			359
			240
			345
			1,835
			116
			1,939


Form 990PF Part XV Line 3 - Grants and Contributions Paid During the Year or Approved for Future Payment

Recipient	If recipient is an individual, show any relationship to any foundation manager or substantial contributor	Foundation status of recipient	Purpose of grant or contribution	Amount
Name and address (home or business)				
a Paid during the year				
AMERICAN CANCER SOCIETY RUTLEDGE CHARITIES INC PO BOX 758 CHIPPEWA FALLS,WI 54729	N/A	PUBLIC	RELAY FOR LIFE OF CHIPPEWA COUNTY	1,000
CHIPPEWA AREA CATHOLIC SCHOOLS RUTLEDGE CHARITIES INC PO BOX 758 CHIPPEWA FALLS,WI 54729	N/A	PUBLIC	STUDENT TUITION ASSISTANCE FUND	10,000
CHIPPEWA AREA CATHOLIC SCHOOLS RUTLEDGE CHARITIES INC PO BOX 758 CHIPPEWA FALLS,WI 54729	N/A	RELIGIOUS EDUCATION	SMARTBOARDS	35,000
CHIPPEWA COUNTY HISTORICAL SOCIETY RUTLEDGE CHARITIES INC PO BOX 758 CHIPPEWA FALLS,WI 54729	N/A	PUBLIC	COMPUTERS & SOFTWARE	3,200
CHIPPEWA FALLS CHRISTMAS VILLAGE RUTLEDGE CHARITIES INC PO BOX 758 CHIPPEWA FALLS,WI 54729	N/A	PUBLIC	CHRISTMAS VILLAGE DISPLAYS	500
CHIPPEWA FALLS MUSEUM OF INDUSTRY & TECHNOLOGY RUTLEDGE CHARITIES INC PO BOX 758 CHIPPEWA FALLS,WI 54729	N/A	PUBLIC	SPONSORSHIP	1,000
CHIPPEWA FALLS POST #77 LEGION BASEBALL RUTLEDGE CHARITIES INC PO BOX 758 CHIPPEWA FALLS,WI 54729	N/A	PUBLIC	OPERATING EXPENSES	1,000
CHIPPEWA FALLS AREA UNIFIED SCHOOL DISTRICT RUTLEDGE CHARITIES INC PO BOX 758 CHIPPEWA FALLS,WI 54729	N/A	PUBLIC	CHI-HI MUSIC DEPARTMENT	1,000
CHIPPEWA FALLS AREA SCHOOL SAFETY PATROLS RUTLEDGE CHARITIES INC PO BOX 758 CHIPPEWA FALLS,WI 54729	N/A	PUBLIC	SAFETY PATROL PROGRAM	400
CHIPPEWA FALLS PARKS RECREATION & FORESTRY RUTLEDGE CHARITIES INC PO BOX 758 CHIPPEWA FALLS,WI 54729	N/A	PUBLIC	IRVINE PARK BAND SHELL PROJECT	10,000
CHIPPEWA FALLS YOUTH BASEBALL SOFTBALL ASSOCIATION RUTLEDGE CHARITIES INC PO BOX 758 CHIPPEWA FALLS,WI 54729	N/A	PUBLIC	LIGHTING & BLEACHERS	48,000
CHIPPEWA FALLS AREA YOUTH WRESTLING CLUB RUTLEDGE CHARITIES INC PO BOX 758 CHIPPEWA FALLS,WI 54729	N/A	PUBLIC	NEW COMPETITION MAT	5,000
CHILDREN'S MUSEUM OF EAU CLAIRE RUTLEDGE CHARITIES INC PO BOX 758 CHIPPEWA FALLS,WI 54729	N/A	PUBLIC	GENERAL OPERATING SUPPORT	1,500
CHILDREN'S MUSEUM OF EAU CLAIRE RUTLEDGE CHARITIES INC PO BOX 758 CHIPPEWA FALLS,WI 54729	N/A	PUBLIC	ACCESS FUND	5,000
CHIPPEWA AREA FOOD PANTRY RUTLEDGE CHARITIES INC PO BOX 758 CHIPPEWA FALLS,WI 54729	N/A	PUBLIC	FOOD DISTRIBUTION	5,000
Total  3a				701,935


Form 990PF Part XV Line 3 - Grants and Contributions Paid During the Year or Approved for Future Payment

Recipient	If recipient is an individual, show any relationship to any foundation manager or substantial contributor	Foundation status of recipient	Purpose of grant or contribution	Amount
Name and address (home or business)				
a Paid during the year				
CHIPPEWA AREA MENTOR PROGRAMRUTLEDGE CHARITIES INC PO BOX 758 CHIPPEWA FALLS,WI 54729	N/A	PUBLIC	GENERAL PROGRAM OPERATIONS	15,000
ST CHARLES CATHOLIC CHURCH RUTLEDGE CHARITIES INC PO BOX 758 CHIPPEWA FALLS,WI 54729	N/A	PUBLIC	CASPER SACRED MUSIC CONCERT	1,035
COOK RUTLEDGE MANSION RUTLEDGE CHARITIES INC PO BOX 758 CHIPPEWA FALLS,WI 54729	N/A	PUBLIC	PATRON MEMBERSHIP	500
CHIPPEWA VALLEY CULTURAL ASSOCIATION INCRUTLEDGE CHARITIES INC PO BOX 758 CHIPPEWA FALLS,WI 54729	N/A	PUBLIC	CAPITAL IMPROVEMENT PROJECTS	10,000
CHIPPEWA VALLEY CULTURAL ASSOCIATION INCRUTLEDGE CHARITIES INC PO BOX 758 CHIPPEWA FALLS,WI 54729	N/A	PUBLIC	ENTERTAINMENT PROGRAM SUPPORT	25,000
CHIPPEWA VALLEY CULTURAL ASSOCIATION INCRUTLEDGE CHARITIES INC PO BOX 758 CHIPPEWA FALLS,WI 54729	N/A	PUBLIC	SPRING FUNDRAISING CHALLENGE	5,000
CHIPPEWA VALLEY CULTURAL ASSOCIATION INCRUTLEDGE CHARITIES INC PO BOX 758 CHIPPEWA FALLS,WI 54729	N/A	PUBLIC	BUILDING REPAIRS	5,000
CHIPPEWA VALLEY TECHNICAL COLLEGERUTLEDGE CHARITIES INC PO BOX 758 CHIPPEWA FALLS,WI 54729	N/A	PUBLIC	ULTRASOUND EQUIPMENT	5,000
EAU CLAIRE RAGTIME FESTIVAL INCRUTLEDGE CHARITIES INC PO BOX 758 CHIPPEWA FALLS,WI 54729	N/A	PUBLIC	EDUCATIONAL PERFORMANCE IN SCHOOLS	1,000
EAU CLAIRE YMCA MARLINS SWIM TEAMRUTLEDGE CHARITIES INC PO BOX 758 CHIPPEWA FALLS,WI 54729	N/A	PUBLIC	FAIRFAX INVITATIONAL SWIM MEET	500
FRIENDS OF HICKORY RIDGE TRAIL INCRUTLEDGE CHARITIES INC PO BOX 758 CHIPPEWA FALLS,WI 54729	N/A	PUBLIC	TRAIL GROOMER	1,000
FRIENDS OF ST JOSEPH'S HOSPITALRUTLEDGE CHARITIES INC PO BOX 758 CHIPPEWA FALLS,WI 54729	N/A	PUBLIC	BUILDING PROJECT	40,000
FRIENDS OF ST JOSEPH'S HOSPITALRUTLEDGE CHARITIES INC PO BOX 758 CHIPPEWA FALLS,WI 54729	N/A	PUBLIC	BERT SWANSON FUND	1,000
FRIENDS OF ST JOSEPH'S HOSPITALRUTLEDGE CHARITIES INC PO BOX 758 CHIPPEWA FALLS,WI 54729	N/A	PUBLIC	WOUND CARE CLINIC	125,000
GIRL SCOUTS OF THE NORTHWESTERN GREAT LAKESRUTLEDGE CHARITIES INC PO BOX 758 CHIPPEWA FALLS,WI 54729	N/A	PUBLIC	CAMPAIGN	10,000
Total  3a				701,935

Form 990PF Part XV Line 3 - Grants and Contributions Paid During the Year or Approved for Future Payment

Recipient	If recipient is an individual, show any relationship to any foundation manager or substantial contributor	Foundation status of recipient	Purpose of grant or contribution	Amount
Name and address (home or business)				
a Paid during the year				
GIRL SCOUTS OF THE NORTHWESTERN GREAT LAKESRUTLEDGE CHARITIES INC PO BOX 758 CHIPPEWA FALLS,WI 54729	N/A	PUBLIC	WOMEN OF COURAGE AWARDS BANQUET	1,000
HALLIE GIRLS SOFTBALL LEAGUE RUTLEDGE CHARITIES INC PO BOX 758 CHIPPEWA FALLS,WI 54729	N/A	PUBLIC	SPONOR 2 TEAMS & SCOREBOARD PROJECT	2,500
HALLIE SOFTBALL % XPLOSIONRUTLEDGE CHARITIES INC PO BOX 758 CHIPPEWA FALLS,WI 54729	N/A	PUBLIC	XPOLSION TEAM TRAVELING EXPENSES	1,000
HOTRODDERS FAST PITCH GIRLS SOFTBALLRUTLEDGE CHARITIES INC PO BOX 758 CHIPPEWA FALLS,WI 54729	N/A	PUBLIC	SPONSORSHIP	500
CHIPPEWA FALLS MUSEUM OF INDUSTRY & TECHNOLOGY RUTLEDGE CHARITIES INC PO BOX 758 CHIPPEWA FALLS,WI 54729	N/A	PUBLIC	GENERAL OPERATING SUPPORT	15,000
JUNIOR ACHIEVEMENT OF WISCONSIN INCRUTLEDGE CHARITIES INC PO BOX 758 CHIPPEWA FALLS,WI 54729	N/A	PUBLIC	2009 INVEST IN YOUR FUTURE CAMPAIGN	1,000
JUNIOR ACHIEVEMENT OF WISCONSIN INC NORTHWEST DISTRICTRUTLEDGE CHARITIES INC PO BOX 758 CHIPPEWA FALLS,WI 54729	N/A	PUBLIC	2ND PLACE SCHOLARSHIP SPONSORSHIP	5,000
LAKE HALLIE YOUTH BASEBALL ASSOCRUTLEDGE CHARITIES INC PO BOX 758 CHIPPEWA FALLS,WI 54729	N/A	PUBLIC	SPONSOR 2 TEAMS & FIELD IMPROVEMENTS	2,500
LAKELAND COLLEGERUTLEDGE CHARITIES INC PO BOX 758 CHIPPEWA FALLS,WI 54729	N/A	PUBLIC	HEALTHCARE MANAGEMENT PROGRAM	15,000
LITERACY VOLUNTEERS CHIPPEWA VALLEY BANBURY PLACERUTLEDGE CHARITIES INC PO BOX 758 CHIPPEWA FALLS,WI 54729	N/A	PUBLIC	CHIPPEWA COUNTY PROGRAM SUPPORT	15,000
MAKE-A-WISH FOUNDATION OF WISCONSINRUTLEDGE CHARITIES INC PO BOX 758 CHIPPEWA FALLS,WI 54729	N/A	PUBLIC	GRANTING SPECIAL WISHES	2,500
MASTER SINGERSRUTLEDGE CHARITIES INC PO BOX 758 CHIPPEWA FALLS,WI 54729	N/A	PUBLIC	CONCERT SPONSORSHIP	5,000
ST CHARLES CATHOLIC CHURCHRUTLEDGE CHARITIES INC PO BOX 758 CHIPPEWA FALLS,WI 54729	N/A	RELIGIOUS	CASPER MUSIC TRUST	36,000
SPIRIT OF CHRISTMAS OF CHIPPEWA COUNTYRUTLEDGE CHARITIES INC PO BOX 758 CHIPPEWA FALLS,WI 54729	N/A	PUBLIC	CHRISTMAS GIFTS FOR NEEDY FAMILIES	2,500
ST JOSEPH'S SCHOOLRUTLEDGE CHARITIES INC PO BOX 758 CHIPPEWA FALLS,WI 54729	N/A	PUBLIC	MATCHING FUNDRAISER GRANT	2,500
Total  3a				701,935

Form 990PF Part XV Line 3 - Grants and Contributions Paid During the Year or Approved for Future Payment

Recipient	If recipient is an individual, show any relationship to any foundation manager or substantial contributor	Foundation status of recipient	Purpose of grant or contribution	Amount
Name and address (home or business)				
a Paid during the year				
ST JOHN'S LUTHERAN PRE-SCHOOLRUTLEDGE CHARITIES INC PO BOX 758 CHIPPEWA FALLS,WI 54729	N/A	PUBLIC	PURCHASE LAMINATING MACHINE	500
STILLSON ELEMENTARY PTO RUTLEDGE CHARITIES INC PO BOX 758 CHIPPEWA FALLS,WI 54729	N/A	PUBLIC	PLAYGROUND EQUIPMENT	10,000
TREES FOR TOMORROWRUTLEDGE CHARITIES INC PO BOX 758 CHIPPEWA FALLS,WI 54729	N/A	PUBLIC	CADOTT JR HIGH SCHOOL WORKSHOP	1,000
UNITED WAY OF CHIPPEWA COUNTRYRUTLEDGE CHARITIES INC PO BOX 758 CHIPPEWA FALLS,WI 54729	N/A	PUBLIC	2009 CAMPAIGN	15,000
UNITED WAY OF CHIPPEWA COUNTRYRUTLEDGE CHARITIES INC PO BOX 758 CHIPPEWA FALLS,WI 54729	N/A	PUBLIC	GENERAL SUPPORT	10,000
WAA-CHIPPEWA VALLEY CHAPTER RUTLEDGE CHARITIES INC PO BOX 758 CHIPPEWA FALLS,WI 54729	N/A	PUBLIC	UW VARSITY BAND SHOW	1,000
CHIPPEWA VALLEY FAMILY YMCA RUTLEDGE CHARITIES INC PO BOX 758 CHIPPEWA FALLS,WI 54729	N/A	PUBLIC	TWO AUTOMATIC DOOR OPENERS	7,200
ADRIAN BALTS & UNIVERSITY OF WISCONSIN-EAU CLAIRERUTLEDGE CHARITIES INC PO BOX 758 CHIPPEWA FALLS,WI 54729	NONE	N/A	SCHOLARSHIP	1,200
ANN BOHL & CHIPPEWA VALLEY TECHNICAL COLLEGERUTLEDGE CHARITIES INC PO BOX 758 CHIPPEWA FALLS,WI 54729	NONE	N/A	SCHOLARSHIP	1,200
AIMEE BRASSEUR & UNIVERSITY OF WISCONSIN-EAU CLAIRERUTLEDGE CHARITIES INC PO BOX 758 CHIPPEWA FALLS,WI 54729	NONE	N/A	SCHOLARSHIP	1,200
ALLIE GUSTAVSON & UNIVERSITY OF WISCONSIN-MADISONRUTLEDGE CHARITIES INC PO BOX 758 CHIPPEWA FALLS,WI 54729	NONE	N/A	SCHOLARSHIP	400
ASHLEY HURT & UNIVERSITY OF WISCONSIN-EAU CLAIRERUTLEDGE CHARITIES INC PO BOX 758 CHIPPEWA FALLS,WI 54729	NONE	N/A	SCHOLARSHIP	1,500
AUSTIN KING & CHIPPEWA VALLEY TECHNICAL COLLEGERUTLEDGE CHARITIES INC PO BOX 758 CHIPPEWA FALLS,WI 54729	NONE	N/A	SCHOLARSHIP	1,200
ANDREW MC COMBS & UNIVERSITY OF WISCONSIN-PLATTEVILLERUTLEDGE CHARITIES INC PO BOX 758 CHIPPEWA FALLS,WI 54729	NONE	N/A	SCHOLARSHIP	1,200
ASHLEY MEINEN & UNIVERSITY OF WISCONSIN-EAU CLAIRERUTLEDGE CHARITIES INC PO BOX 758 CHIPPEWA FALLS,WI 54729	NONE	N/A	SCHOLARSHIP	1,200
Total  3a				701,935

Form 990PF Part XV Line 3 - Grants and Contributions Paid During the Year or Approved for Future Payment

Recipient	If recipient is an individual, show any relationship to any foundation manager or substantial contributor	Foundation status of recipient	Purpose of grant or contribution	Amount
Name and address (home or business)				
a Paid during the year				
AMANDA MORAN & LUTHER COLLEGERUTLEDGE CHARITIES INC PO BOX 758 CHIPPEWA FALLS,WI 54729	NONE	N/A	SCHOLARSHIP	1,500
AMBER MUELLER & UNIVERSITY OF WISCONSIN-RIVER FALLSRUTLEDGE CHARITIES INC PO BOX 758 CHIPPEWA FALLS,WI 54729	NONE	N/A	SCHOLARSHIP	800
AMBER PECK & UNIVERSITY OF WISCONSIN-EAU CLAIRERUTLEDGE CHARITIES INC PO BOX 758 CHIPPEWA FALLS,WI 54729	NONE	N/A	SCHOLARSHIP	1,200
ALEXA PLASS & LUTHER COLLEGERUTLEDGE CHARITIES INC PO BOX 758 CHIPPEWA FALLS,WI 54729	NONE	N/A	SCHOLARSHIP	1,500
ANDREW RUF & WINONA STATE UNIVERSITY RUTLEDGE CHARITIES INC PO BOX 758 CHIPPEWA FALLS,WI 54729	NONE	N/A	SCHOLARSHIP	600
ANDREW RUF & SAINT MARY'S UNIVERSITY RUTLEDGE CHARITIES INC PO BOX 758 CHIPPEWA FALLS,WI 54729	NONE	N/A	SCHOLARSHIP	600
AMANDA SONNENTAG & CHIPPEWA VALLEY TECHNICAL COLLEGERUTLEDGE CHARITIES INC PO BOX 758 CHIPPEWA FALLS,WI 54729	NONE	N/A	SCHOLARSHIP	1,000
ABIGAIL STOKKA UNIVERSITY OF WISCONSIN-LACROSSERUTLEDGE CHARITIES INC PO BOX 758 CHIPPEWA FALLS,WI 54729	NONE	N/A	SCHOLARSHIP	800
ADAM STREET & WINONA STATE UNIVERSITY RUTLEDGE CHARITIES INC PO BOX 758 CHIPPEWA FALLS,WI 54729	NONE	N/A	SCHOLARSHIP	800
ALEXANDER THORNTON & WINONA STATE UNIVERSITY RUTLEDGE CHARITIES INC PO BOX 758 CHIPPEWA FALLS,WI 54729	NONE	N/A	SCHOLARSHIP	1,500
ALESHIA VAVRA & UNIVERSITY OF WISCONSIN-STOUTRUTLEDGE CHARITIES INC PO BOX 758 CHIPPEWA FALLS,WI 54729	NONE	N/A	SCHOLARSHIP	1,200
ALEX WILLIAMS & UNIVERSITY OF WISCONSIN-STOUTRUTLEDGE CHARITIES INC PO BOX 758 CHIPPEWA FALLS,WI 54729	NONE	N/A	SCHOLARSHIP	800
BRIDGET BOWE & UNIVERSITY OF MINNESOTA-DULUTHRUTLEDGE CHARITIES INC PO BOX 758 CHIPPEWA FALLS,WI 54729	NONE	N/A	SCHOLARSHIP	1,200
BRIANNA CRUMBAKER & UNIVERSITY OF WISCONSIN-SUPERIORRUTLEDGE CHARITIES INC PO BOX 758 CHIPPEWA FALLS,WI 54729	NONE	N/A	SCHOLARSHIP	1,200
BRITTNY DOUGLAS & UNIVERSITY OF WISCONSIN-RIVER FALLSRUTLEDGE CHARITIES INC PO BOX 758 CHIPPEWA FALLS,WI 54729	NONE	N/A	SCHOLARSHIP	800
Total ▶ 3a				701,935

Form 990PF Part XV Line 3 - Grants and Contributions Paid During the Year or Approved for Future Payment

Recipient	If recipient is an individual, show any relationship to any foundation manager or substantial contributor	Foundation status of recipient	Purpose of grant or contribution	Amount
Name and address (home or business)				
a Paid during the year				
BRITTANY ERICKSON & WINONA STATE UNIVERSITY RUTLEDGE CHARITIES INC PO BOX 758 CHIPPEWA FALLS,WI 54729	NONE	N/A	SCHOLARSHIP	1,500
BRIAN FASTNER & UNIVERSITY OF WISCONSIN-EAU CLAIRERUTLEDGE CHARITIES INC PO BOX 758 CHIPPEWA FALLS,WI 54729	NONE	N/A	SCHOLARSHIP	1,200
BRENT FOILES & UNIVERSITY OF WISCONSIN-LA CROSSERUTLEDGE CHARITIES INC PO BOX 758 CHIPPEWA FALLS,WI 54729	NONE	N/A	SCHOLARSHIP	800
BRAD GOEMAN & UNIVERSITY OF WISCONSIN-EAU CLAIRERUTLEDGE CHARITIES INC PO BOX 758 CHIPPEWA FALLS,WI 54729	NONE	N/A	SCHOLARSHIP	1,500
BRIANNA HEMAUER & UNIVERSITY OF WISCONSIN-EAU CLAIRERUTLEDGE CHARITIES INC PO BOX 758 CHIPPEWA FALLS,WI 54729	NONE	N/A	SCHOLARSHIP	1,200
BREANNA LATO & CHIPPEWA VALLEY TECHNICAL COLLEGERUTLEDGE CHARITIES INC PO BOX 758 CHIPPEWA FALLS,WI 54729	NONE	N/A	SCHOLARSHIP	600
BRADY NYHUS & UNIVERSITY OF MINNESOTA-TWIN CITIESRUTLEDGE CHARITIES INC PO BOX 758 CHIPPEWA FALLS,WI 54729	NONE	N/A	SCHOLARSHIP	1,500
BRITTANY ORTMANN & COLLEGE OF SAINT BENEDICT RUTLEDGE CHARITIES INC PO BOX 758 CHIPPEWA FALLS,WI 54729	NONE	N/A	SCHOLARSHIP	1,200
BRITTANY PEDERSON & UNIVERSITY OF WISCONSIN-MADISONRUTLEDGE CHARITIES INC PO BOX 758 CHIPPEWA FALLS,WI 54729	NONE	N/A	SCHOLARSHIP	1,200
BRITTANY PERRY & UNIVERSITY OF WISCONSIN-STOUTRUTLEDGE CHARITIES INC PO BOX 758 CHIPPEWA FALLS,WI 54729	NONE	N/A	SCHOLARSHIP	1,200
BRIAN SONNENTAG & UNIVERSITY OF WISCONSIN-MADISONRUTLEDGE CHARITIES INC PO BOX 758 CHIPPEWA FALLS,WI 54729	NONE	N/A	SCHOLARSHIP	800
CAITLIN ABRAMCZAK & UNIVERSITY OF WISCONSIN-MADISONRUTLEDGE CHARITIES INC PO BOX 758 CHIPPEWA FALLS,WI 54729	NONE	N/A	SCHOLARSHIP	1,000
CARTER FRANZ & UNIVERSITY OF WISCONSIN-MADISONRUTLEDGE CHARITIES INC PO BOX 758 CHIPPEWA FALLS,WI 54729	NONE	N/A	SCHOLARSHIP	1,500
CHARLES HUBBARD & UNIVERSITY OF WISCONSIN-PLATTEVILLERUTLEDGE CHARITIES INC PO BOX 758 CHIPPEWA FALLS,WI 54729	NONE	N/A	SCHOLARSHIP	1,200
CHRISTINA KORGER & UNIVERSITY OF WISCONSIN-RIVER FALLSRUTLEDGE CHARITIES INC PO BOX 758 CHIPPEWA FALLS,WI 54729	NONE	N/A	SCHOLARSHIP	1,200
Total ▶ 3a				701,935


Form 990PF Part XV Line 3 - Grants and Contributions Paid During the Year or Approved for Future Payment

Recipient	If recipient is an individual, show any relationship to any foundation manager or substantial contributor	Foundation status of recipient	Purpose of grant or contribution	Amount
Name and address (home or business)				
a Paid during the year				
CARLY PETERSON & UNIVERSITY OF WISCONSIN-MADISONRUTLEDGE CHARITIES INC PO BOX 758 CHIPPEWA FALLS,WI 54729	NONE	N/A	SCHOLARSHIP	750
COLTER SIKORA & UNIVERSITY OF WISCONSIN-MADISONRUTLEDGE CHARITIES INC PO BOX 758 CHIPPEWA FALLS,WI 54729	NONE	N/A	SCHOLARSHIP	1,200
CHRYSTAL STEIGER & UNIVERSITY WISCONSIN-GREEN BAYRUTLEDGE CHARITIES INC PO BOX 758 CHIPPEWA FALLS,WI 54729	NONE	N/A	SCHOLARSHIP	1,200
DEREK FOILES & UNIVERSITY OF WISCONSIN-STOUTRUTLEDGE CHARITIES INC PO BOX 758 CHIPPEWA FALLS,WI 54729	NONE	N/A	SCHOLARSHIP	800
DERICK PETERS & UNIVERSITY OF WISCONSIN-STEVENS PTRUTLEDGE CHARITIES INC PO BOX 758 CHIPPEWA FALLS,WI 54729	NONE	N/A	SCHOLARSHIP	800
DANIELLE ROTH & UNIVERSITY OF WISCONSIN-MARSHFIELDRUTLEDGE CHARITIES INC PO BOX 758 CHIPPEWA FALLS,WI 54729	NONE	N/A	SCHOLARSHIP	600
DOUGLAS STEWART & UNIVERSITY OF WISCONSIN-MADISONRUTLEDGE CHARITIES INC PO BOX 758 CHIPPEWA FALLS,WI 54729	NONE	N/A	SCHOLARSHIP	1,500
ERIKA FLANAGAN & UNIVERSITY OF WISCONSIN-EAU CLAIRERUTLEDGE CHARITIES INC PO BOX 758 CHIPPEWA FALLS,WI 54729	NONE	N/A	SCHOLARSHIP	1,000
EMERY HULL & MILWAUKEE SCHOOL OF ENGINEERINGRUTLEDGE CHARITIES INC PO BOX 758 CHIPPEWA FALLS,WI 54729	NONE	N/A	SCHOLARSHIP	1,200
EMILY MOHR & ROCHESTER COMMUNITY & TECH COLLEGERUTLEDGE CHARITIES INC PO BOX 758 CHIPPEWA FALLS,WI 54729	NONE	N/A	SCHOLARSHIP	1,200
ERICKA PRICE & UNIVERSITY OF WISCONSIN-EAU CLAIRERUTLEDGE CHARITIES INC PO BOX 758 CHIPPEWA FALLS,WI 54729	NONE	N/A	SCHOLARSHIP	1,500
ERICA RUBENZER & ST MARY'S UNIVERSITY OF MINN RUTLEDGE CHARITIES INC PO BOX 758 CHIPPEWA FALLS,WI 54729	NONE	N/A	SCHOLARSHIP	800
ERICA WILCZEK & VITERBO UNIVERSITYRUTLEDGE CHARITIES INC PO BOX 758 CHIPPEWA FALLS,WI 54729	NONE	N/A	SCHOLARSHIP	800
HANNAH ARTZ & UNIVERSITY OF WISCONSIN-RIVER FALLSRUTLEDGE CHARITIES INC PO BOX 758 CHIPPEWA FALLS,WI 54729	NONE	N/A	SCHOLARSHIP	1,000
HEIDI FRISINGER & UNIVERSITY OF WISCONSIN-EAU CLAIRERUTLEDGE CHARITIES INC PO BOX 758 CHIPPEWA FALLS,WI 54729	NONE	N/A	SCHOLARSHIP	1,000
Total ▶ 3a				701,935


Form 990PF Part XV Line 3 - Grants and Contributions Paid During the Year or Approved for Future Payment

Recipient	If recipient is an individual, show any relationship to any foundation manager or substantial contributor	Foundation status of recipient	Purpose of grant or contribution	Amount
Name and address (home or business)				
a Paid during the year				
HEATHER MUELLER & UNIVERSITY OF WISCONSIN-WHITEWATERRUTLEDGE CHARITIES INC PO BOX 758 CHIPPEWA FALLS,WI 54729	NONE	N/A	SCHOLARSHIP	1,500
HANNAH WISEMAN & UNIVERSITY OF WISCONSIN-RIVER FALLSRUTLEDGE CHARITIES INC PO BOX 758 CHIPPEWA FALLS,WI 54729	NONE	N/A	SCHOLARSHIP	600
JOSEPH BRICK & BENEDICTINE COLLEGERUTLEDGE CHARITIES INC PO BOX 758 CHIPPEWA FALLS,WI 54729	NONE	N/A	SCHOLARSHIP	1,200
JACOB BRIGGS & CHIPPEWA VALLEY TECHNICAL COLLEGERUTLEDGE CHARITIES INC PO BOX 758 CHIPPEWA FALLS,WI 54729	NONE	N/A	SCHOLARSHIP	400
JESSICA FREAGON & UNIVERSITY OF WISCONSIN-EAU CLAIRERUTLEDGE CHARITIES INC PO BOX 758 CHIPPEWA FALLS,WI 54729	NONE	N/A	SCHOLARSHIP	1,200
JOHANNA GASPER & UNIVERSITY OF WISCONSIN-EAU CLAIRERUTLEDGE CHARITIES INC PO BOX 758 CHIPPEWA FALLS,WI 54729	NONE	N/A	SCHOLARSHIP	1,200
JOSHUA HEIDTKE & UNIVERSITY OF WISCONSIN-STOUTRUTLEDGE CHARITIES INC PO BOX 758 CHIPPEWA FALLS,WI 54729	NONE	N/A	SCHOLARSHIP	1,200
JARED HOLDEN & UNIVERSITY OF WISCONSIN-EAU CLAIRERUTLEDGE CHARITIES INC PO BOX 758 CHIPPEWA FALLS,WI 54729	NONE	N/A	SCHOLARSHIP	800
JORDAN HURT & UNIVERSITY OF WISCONSIN-EAU CLAIRERUTLEDGE CHARITIES INC PO BOX 758 CHIPPEWA FALLS,WI 54729	NONE	N/A	SCHOLARSHIP	1,500
JONATHAN KREJCHI & MARQUETTE UNIVERSITY RUTLEDGE CHARITIES INC PO BOX 758 CHIPPEWA FALLS,WI 54729	NONE	N/A	SCHOLARSHIP	1,500
JONATHON MAKI & UNIVERSITY OF WISCONSIN-RIVER FALLSRUTLEDGE CHARITIES INC PO BOX 758 CHIPPEWA FALLS,WI 54729	NONE	N/A	SCHOLARSHIP	600
JILLIAN MCCABE & UNIVERSITY OF MINNESOTA RUTLEDGE CHARITIES INC PO BOX 758 CHIPPEWA FALLS,WI 54729	NONE	N/A	SCHOLARSHIP	1,200
JOSHUA PRINCE & UNIVERSITY OF WISCONSIN-EAU CLAIRERUTLEDGE CHARITIES INC PO BOX 758 CHIPPEWA FALLS,WI 54729	NONE	N/A	SCHOLARSHIP	1,000
JACOB RADA & CHIPPEWA VALLEY TECHNICAL COLLEGERUTLEDGE CHARITIES INC PO BOX 758 CHIPPEWA FALLS,WI 54729	NONE	N/A	SCHOLARSHIP	1,500
JENNA RAMSEIER & CHIPPEWA VALLEY TECHNICAL COLLEGERUTLEDGE CHARITIES INC PO BOX 758 CHIPPEWA FALLS,WI 54729	NONE	N/A	SCHOLARSHIP	1,200
Total ▶ 3a				701,935


Form 990PF Part XV Line 3 - Grants and Contributions Paid During the Year or Approved for Future Payment

Recipient	If recipient is an individual, show any relationship to any foundation manager or substantial contributor	Foundation status of recipient	Purpose of grant or contribution	Amount
Name and address (home or business)				
a Paid during the year				
JULIE ROHRMAN & FRANCISCAN UNIVERSITY OF STEUBENVLERUTLEDGE CHARITIES INC PO BOX 758 CHIPPEWA FALLS,WI 54729	NONE	N/A	SCHOLARSHIP	1,500
JINNA RUBENZER & UNIVERSITY OF WISCONSIN-STOUTRUTLEDGE CHARITIES INC PO BOX 758 CHIPPEWA FALLS,WI 54729	NONE	N/A	SCHOLARSHIP	800
JACOB SCHINDLER & MARQUETTE UNIVERSITY RUTLEDGE CHARITIES INC PO BOX 758 CHIPPEWA FALLS,WI 54729	NONE	N/A	SCHOLARSHIP	1,500
JOSHUA SPERBER & UNIVERSITY OF WISCONSIN-LA CROSSERUTLEDGE CHARITIES INC PO BOX 758 CHIPPEWA FALLS,WI 54729	NONE	N/A	SCHOLARSHIP	900
JOHANNE SWANSON & UNIVERSITY OF WISCONSIN-EAU CLAIRERUTLEDGE CHARITIES INC PO BOX 758 CHIPPEWA FALLS,WI 54729	NONE	N/A	SCHOLARSHIP	1,500
JESSICA SYKORA & UNIVERSITY OF WISCONSIN-EAU CLAIRERUTLEDGE CHARITIES INC PO BOX 758 CHIPPEWA FALLS,WI 54729	NONE	N/A	SCHOLARSHIP	1,200
JUSTIN VILHAUER & UNIVERSITY OF WISCONSIN-STOUTRUTLEDGE CHARITIES INC PO BOX 758 CHIPPEWA FALLS,WI 54729	NONE	N/A	SCHOLARSHIP	1,500
JAMIE WOLF & CHIPPEWA VALLEY TECHNICAL COLLEGERUTLEDGE CHARITIES INC PO BOX 758 CHIPPEWA FALLS,WI 54729	NONE	N/A	SCHOLARSHIP	1,200
KATHERINE BOHL & BENEDICTINE COLLEGERUTLEDGE CHARITIES INC PO BOX 758 CHIPPEWA FALLS,WI 54729	NONE	N/A	SCHOLARSHIP	1,200
KEVIN BRONOSKE & UNIVERSITY OF WISCONSIN-STOUTRUTLEDGE CHARITIES INC PO BOX 758 CHIPPEWA FALLS,WI 54729	NONE	N/A	SCHOLARSHIP	800
KATELYN CHERRIER & BETHEL UNIVERSITYRUTLEDGE CHARITIES INC PO BOX 758 CHIPPEWA FALLS,WI 54729	NONE	N/A	SCHOLARSHIP	1,500
KAYLA DAHL & UNIVERSITY OF MINNESOTA-TWIN CITIESRUTLEDGE CHARITIES INC PO BOX 758 CHIPPEWA FALLS,WI 54729	NONE	N/A	SCHOLARSHIP	1,500
KATLIN FREEMAN & UNIVERSITY OF WISCONSIN-RIVER FALLSRUTLEDGE CHARITIES INC PO BOX 758 CHIPPEWA FALLS,WI 54729	NONE	N/A	SCHOLARSHIP	1,200
KIMBERLY GOETTL & UNIVERSITY OF WISCONSIN-STOUTRUTLEDGE CHARITIES INC PO BOX 758 CHIPPEWA FALLS,WI 54729	NONE	N/A	SCHOLARSHIP	1,200
KRISTYN HAYES & UNIVERSITY OF WISCONSIN-EAU CLAIRERUTLEDGE CHARITIES INC PO BOX 758 CHIPPEWA FALLS,WI 54729	NONE	N/A	SCHOLARSHIP	1,200
Total  3a				701,935


Form 990PF Part XV Line 3 - Grants and Contributions Paid During the Year or Approved for Future Payment

Recipient	If recipient is an individual, show any relationship to any foundation manager or substantial contributor	Foundation status of recipient	Purpose of grant or contribution	Amount
Name and address (home or business)				
a Paid during the year				
KAYLA KELLY & CHIPPEWA VALLEY TECHNICAL COLLEGERUTLEDGE CHARITIES INC PO BOX 758 CHIPPEWA FALLS,WI 54729	NONE	N/A	SCHOLARSHIP	1,200
KATIE MCCOMBS & CHIPPEWA VALLEY TECHNICAL COLLEGERUTLEDGE CHARITIES INC PO BOX 758 CHIPPEWA FALLS,WI 54729	NONE	N/A	SCHOLARSHIP	600
KEVIN MICHELS & UNIVERSITY OF WISCONSIN-STOUTRUTLEDGE CHARITIES INC PO BOX 758 CHIPPEWA FALLS,WI 54729	NONE	N/A	SCHOLARSHIP	1,500
KIMBERLY MORRISON & CHIPPEWA VALLEY TECHNICAL COLLEGERUTLEDGE CHARITIES INC PO BOX 758 CHIPPEWA FALLS,WI 54729	NONE	N/A	SCHOLARSHIP	1,200
KAITLYN NICOLAI & UNIVERSITY OF WISCONSIN-MILWAUKEERUTLEDGE CHARITIES INC PO BOX 758 CHIPPEWA FALLS,WI 54729	NONE	N/A	SCHOLARSHIP	800
KELSIE REDINGER & BENEDICTINE COLLEGERUTLEDGE CHARITIES INC PO BOX 758 CHIPPEWA FALLS,WI 54729	NONE	N/A	SCHOLARSHIP	1,200
KATHERINE REITER & CENTRAL BIBLE COLLEGE RUTLEDGE CHARITIES INC PO BOX 758 CHIPPEWA FALLS,WI 54729	NONE	N/A	SCHOLARSHIP	1,500
KAYLA ROBB & BETHEL UNIVERSITYRUTLEDGE CHARITIES INC PO BOX 758 CHIPPEWA FALLS,WI 54729	NONE	N/A	SCHOLARSHIP	1,200
KATIE RYDLUND & UNIVERSITY OF WISCONSIN-EAU CLAIRERUTLEDGE CHARITIES INC PO BOX 758 CHIPPEWA FALLS,WI 54729	NONE	N/A	SCHOLARSHIP	1,500
KELSEY SCHIMMEL & UNIVERSITY OF ST THOMAS RUTLEDGE CHARITIES INC PO BOX 758 CHIPPEWA FALLS,WI 54729	NONE	N/A	SCHOLARSHIP	1,200
KAYLA SCHNEIDER & UNIVERSITY OF WISCONSIN-RIVER FALLSRUTLEDGE CHARITIES INC PO BOX 758 CHIPPEWA FALLS,WI 54729	NONE	N/A	SCHOLARSHIP	800
KATHRYN STOIK & UNIVERSITY OF WISCONSIN-EAU CLAIRERUTLEDGE CHARITIES INC PO BOX 758 CHIPPEWA FALLS,WI 54729	NONE	N/A	SCHOLARSHIP	800
LEISHA BRZOZOWSKI & UNIVERSITY OF WISCONSIN-EAU CLAIRERUTLEDGE CHARITIES INC PO BOX 758 CHIPPEWA FALLS,WI 54729	NONE	N/A	SCHOLARSHIP	1,200
LAURA DACHEL & UNIVERSITY OF WISCONSIN-EAU CLAIRERUTLEDGE CHARITIES INC PO BOX 758 CHIPPEWA FALLS,WI 54729	NONE	N/A	SCHOLARSHIP	1,500
LINDSAY GABER & WINONA STATE UNIVERSITY RUTLEDGE CHARITIES INC PO BOX 758 CHIPPEWA FALLS,WI 54729	NONE	N/A	SCHOLARSHIP	1,200
Total  3a				701,935

Form 990PF Part XV Line 3 - Grants and Contributions Paid During the Year or Approved for Future Payment

Recipient	If recipient is an individual, show any relationship to any foundation manager or substantial contributor	Foundation status of recipient	Purpose of grant or contribution	Amount
Name and address (home or business)				
a Paid during the year				
LUKE HEIDTKE & UNIVERSITY OF WISCONSIN-EAU CLAIRERUTLEDGE CHARITIES INC PO BOX 758 CHIPPEWA FALLS,WI 54729	NONE	N/A	SCHOLARSHIP	1,200
LINDSAY JOAS & UNIVERSITY OF WISCONSIN-EAU CLAIRERUTLEDGE CHARITIES INC PO BOX 758 CHIPPEWA FALLS,WI 54729	NONE	N/A	SCHOLARSHIP	1,200
LAURA RADA & UNIVERSITY OF WISCONSIN-EAU CLAIRERUTLEDGE CHARITIES INC PO BOX 758 CHIPPEWA FALLS,WI 54729	NONE	N/A	SCHOLARSHIP	750
LEXIS WEILAND & UNIVERSITY OF WISCONSIN-STOUT RUTLEDGE CHARITIES INC PO BOX 758 CHIPPEWA FALLS,WI 54729	NONE	N/A	SCHOLARSHIP	1,200
MICHAEL ADAMS UNIVERSITY OF WISCONSIN-EAU CLAIRERUTLEDGE CHARITIES INC PO BOX 758 CHIPPEWA FALLS,WI 54729	NONE	N/A	SCHOLARSHIP	1,500
MITCHELL ARTZ & UNIVERSITY OF WISCONSIN- PLATTEVILLERUTLEDGE CHARITIES INC PO BOX 758 CHIPPEWA FALLS,WI 54729	NONE	N/A	SCHOLARSHIP	1,000
MARCUS SCHOCH & BENEDICTINE COLLEGERUTLEDGE CHARITIES INC PO BOX 758 CHIPPEWA FALLS,WI 54729	NONE	N/A	SCHOLARSHIP	1,500
MARK BALDESHWILER & UNIVERSITY OF WISCONSIN- MADISONRUTLEDGE CHARITIES INC PO BOX 758 CHIPPEWA FALLS,WI 54729	NONE	N/A	SCHOLARSHIP	1,200
MEGAN DUCOMMUN & CHIPPEWA VALLEY TECHNICAL COLLEGERUTLEDGE CHARITIES INC PO BOX 758 CHIPPEWA FALLS,WI 54729	NONE	N/A	SCHOLARSHIP	1,200
MATTHEW FRISINGER & UNIVERSITY OF WISCONSIN-STOUT RUTLEDGE CHARITIES INC PO BOX 758 CHIPPEWA FALLS,WI 54729	NONE	N/A	SCHOLARSHIP	1,000
MICHAEL MISFELDT & UNIVERSITY OF WISCONSIN-STOUT RUTLEDGE CHARITIES INC PO BOX 758 CHIPPEWA FALLS,WI 54729	NONE	N/A	SCHOLARSHIP	800
MICHAEL MCANALLY & UNIVERSITY OF WISCONSIN-EAU CLAIRERUTLEDGE CHARITIES INC PO BOX 758 CHIPPEWA FALLS,WI 54729	NONE	N/A	SCHOLARSHIP	1,500
MOLLIE MEAGHER & UNIVERSITY OF WISCONSIN- MADISONRUTLEDGE CHARITIES INC PO BOX 758 CHIPPEWA FALLS,WI 54729	NONE	N/A	SCHOLARSHIP	800
MATTHEW MISFELDT & UNIVERSITY OF WISCONSIN- MADISONRUTLEDGE CHARITIES INC PO BOX 758 CHIPPEWA FALLS,WI 54729	NONE	N/A	SCHOLARSHIP	800
MATTHEW MITCHELL & MACALESTER COLLEGERUTLEDGE CHARITIES INC PO BOX 758 CHIPPEWA FALLS,WI 54729	NONE	N/A	SCHOLARSHIP	800
Total  3a				701,935

Form 990PF Part XV Line 3 - Grants and Contributions Paid During the Year or Approved for Future Payment

Recipient	If recipient is an individual, show any relationship to any foundation manager or substantial contributor	Foundation status of recipient	Purpose of grant or contribution	Amount
Name and address (home or business)				
a Paid during the year				
MITCHELL MEAGHER & UNIVERSITY OF WISCONSIN-MADISONRUTLEDGE CHARITIES INC PO BOX 758 CHIPPEWA FALLS,WI 54729	NONE	N/A	SCHOLARSHIP	800
MOLLY PERRENOUD & UNIVERSITY OF MINNESOTA RUTLEDGE CHARITIES INC PO BOX 758 CHIPPEWA FALLS,WI 54729	NONE	N/A	SCHOLARSHIP	1,200
MARGA SCHOCH & BENEDICTINE COLLEGERUTLEDGE CHARITIES INC PO BOX 758 CHIPPEWA FALLS,WI 54729	NONE	N/A	SCHOLARSHIP	1,500
MICHELLE TREMBLAY & CHIPPEWA VALLEY TECHNICAL COLLEGERUTLEDGE CHARITIES INC PO BOX 758 CHIPPEWA FALLS,WI 54729	NONE	N/A	SCHOLARSHIP	750
MARIA WILD & UNIVERSITY OF ST THOMAS RUTLEDGE CHARITIES INC PO BOX 758 CHIPPEWA FALLS,WI 54729	NONE	N/A	SCHOLARSHIP	1,200
NICOLE BROWN & UNIVERSITY OF WISCONSIN-EAU CLAIRERUTLEDGE CHARITIES INC PO BOX 758 CHIPPEWA FALLS,WI 54729	NONE	N/A	SCHOLARSHIP	1,200
NICHOLAS DAHL & MINNEAPOLIS COLLEGE OF ART & DESIGNRUTLEDGE CHARITIES INC PO BOX 758 CHIPPEWA FALLS,WI 54729	NONE	N/A	SCHOLARSHIP	800
NICOLE DANIELSON & UNIVERSITY OF WISCONSIN-STOUT RUTLEDGE CHARITIES INC PO BOX 758 CHIPPEWA FALLS,WI 54729	NONE	N/A	SCHOLARSHIP	1,200
NICK GOEMAN & UNIVERSITY OF WISCONSIN-EAU CLAIRERUTLEDGE CHARITIES INC PO BOX 758 CHIPPEWA FALLS,WI 54729	NONE	N/A	SCHOLARSHIP	1,500
NICHOLAS KONWINSKI & UNIVERSITY OF WISCONSIN-MADISONRUTLEDGE CHARITIES INC PO BOX 758 CHIPPEWA FALLS,WI 54729	NONE	N/A	SCHOLARSHIP	800
NICOLE LEDUC & UNIVERSITY OF WISCONSIN-EAU CLAIRERUTLEDGE CHARITIES INC PO BOX 758 CHIPPEWA FALLS,WI 54729	NONE	N/A	SCHOLARSHIP	1,200
NATHANIEL TALLEDGE & UNIVERSITY OF MINNESOTA-TWIN CITIESRUTLEDGE CHARITIES INC PO BOX 758 CHIPPEWA FALLS,WI 54729	NONE	N/A	SCHOLARSHIP	1,500
NICOLAI WALLACE & BETHEL UNIVERSITYRUTLEDGE CHARITIES INC PO BOX 758 CHIPPEWA FALLS,WI 54729	NONE	N/A	SCHOLARSHIP	1,200
NICHOLE YARRINGTON & JAMESTOWN COLLEGERUTLEDGE CHARITIES INC PO BOX 758 CHIPPEWA FALLS,WI 54729	NONE	N/A	SCHOLARSHIP	1,500
PATRICK BRADLEY & VITERBO UNIVERSITYRUTLEDGE CHARITIES INC PO BOX 758 CHIPPEWA FALLS,WI 54729	NONE	N/A	SCHOLARSHIP	1,200
Total  3a				701,935

Form 990PF Part XV Line 3 - Grants and Contributions Paid During the Year or Approved for Future Payment

Recipient	If recipient is an individual, show any relationship to any foundation manager or substantial contributor	Foundation status of recipient	Purpose of grant or contribution	Amount
Name and address (home or business)				
a Paid during the year				
PAUL FASTNER & UNIVERSITY OF MINNESOTA RUTLEDGE CHARITIES INC PO BOX 758 CHIPPEWA FALLS,WI 54729	NONE	N/A	SCHOLARSHIP	1,200
RACHEL DEETZ & CHIPPEWA VALLEY TECHNICAL COLLEGERUTLEDGE CHARITIES INC PO BOX 758 CHIPPEWA FALLS,WI 54729	NONE	N/A	SCHOLARSHIP	1,200
REBECCA ERICKSON & CHIPPEWA VALLEY TECHNICAL COLLEGERUTLEDGE CHARITIES INC PO BOX 758 CHIPPEWA FALLS,WI 54729	NONE	N/A	SCHOLARSHIP	1,500
RACHEL FOSSUM & UNIVERSITY OF WISCONSIN-MADISONRUTLEDGE CHARITIES INC PO BOX 758 CHIPPEWA FALLS,WI 54729	NONE	N/A	SCHOLARSHIP	1,200
RHAEL LARAMY & UNIVERSITY OF MINNESOTA-TWIN CITIESRUTLEDGE CHARITIES INC PO BOX 758 CHIPPEWA FALLS,WI 54729	NONE	N/A	SCHOLARSHIP	750
RYAN MCDOWELL & BETHEL UNIVERSITYRUTLEDGE CHARITIES INC PO BOX 758 CHIPPEWA FALLS,WI 54729	NONE	N/A	SCHOLARSHIP	1,200
RICHARD MORRISON & UNIVERSITY OF WISCONSIN-EAU CLAIRERUTLEDGE CHARITIES INC PO BOX 758 CHIPPEWA FALLS,WI 54729	NONE	N/A	SCHOLARSHIP	1,200
ROCHELLE STILES UNIVERSITY OF REDLANDS RUTLEDGE CHARITIES INC PO BOX 758 CHIPPEWA FALLS,WI 54729	NONE	N/A	SCHOLARSHIP	800
RYAN WILSON & UNIVERSITY OF WISCONSIN-STEVENS PTRUTLEDGE CHARITIES INC PO BOX 758 CHIPPEWA FALLS,WI 54729	NONE	N/A	SCHOLARSHIP	1,200
SHARON BLUEMN & CHIPPEWA VALLEY TECHNICAL COLLEGERUTLEDGE CHARITIES INC PO BOX 758 CHIPPEWA FALLS,WI 54729	NONE	N/A	SCHOLARSHIP	1,200
SAMANTHA BRICK & UNIVERSITY OF WISCONSIN-EAU CLAIRERUTLEDGE CHARITIES INC PO BOX 758 CHIPPEWA FALLS,WI 54729	NONE	N/A	SCHOLARSHIP	1,200
SHEENA FRANSWAY & GLOBE UNIVERSITYRUTLEDGE CHARITIES INC PO BOX 758 CHIPPEWA FALLS,WI 54729	NONE	N/A	SCHOLARSHIP	1,500
SHANNON MOLTER & UNIVERSITY OF WISCONSIN-MILWAUKEERUTLEDGE CHARITIES INC PO BOX 758 CHIPPEWA FALLS,WI 54729	NONE	N/A	SCHOLARSHIP	400
SARA RYKAL & BENEDICTINE COLLEGERUTLEDGE CHARITIES INC PO BOX 758 CHIPPEWA FALLS,WI 54729	NONE	N/A	SCHOLARSHIP	1,500
STEPHANIE STASZCUK & NORTH CENTRAL UNIVERSITY RUTLEDGE CHARITIES INC PO BOX 758 CHIPPEWA FALLS,WI 54729	NONE	N/A	SCHOLARSHIP	1,200
Total ▶ 3a				701,935

Form 990PF Part XV Line 3 - Grants and Contributions Paid During the Year or Approved for Future Payment

Recipient	If recipient is an individual, show any relationship to any foundation manager or substantial contributor	Foundation status of recipient	Purpose of grant or contribution	Amount
Name and address (home or business)				
a Paid during the year				
STEPHANIE SWOBODA & UNIVERSITY OF WISCONSIN-MADISONRUTLEDGE CHARITIES INC PO BOX 758 CHIPPEWA FALLS,WI 54729	NONE	N/A	SCHOLARSHIP	1,200
SARAH SWOBODA & UNIVERSITY OF WISCONSIN-EAU CLAIRERUTLEDGE CHARITIES INC PO BOX 758 CHIPPEWA FALLS,WI 54729	NONE	N/A	SCHOLARSHIP	1,500
TRAVIS JONES & UNIVERSITY OF WISCONSIN-STOUTRUTLEDGE CHARITIES INC PO BOX 758 CHIPPEWA FALLS,WI 54729	NONE	N/A	SCHOLARSHIP	800
TRISTAN LOISELLE & MACALESTER COLLEGERUTLEDGE CHARITIES INC PO BOX 758 CHIPPEWA FALLS,WI 54729	NONE	N/A	SCHOLARSHIP	1,500
THERESA LYONS & CROSSROADS COLLEGERUTLEDGE CHARITIES INC PO BOX 758 CHIPPEWA FALLS,WI 54729	NONE	N/A	SCHOLARSHIP	1,700
TONY THALACKER & CHIPPEWA VALLEY TECHNICAL COLLEGERUTLEDGE CHARITIES INC PO BOX 758 CHIPPEWA FALLS,WI 54729	NONE	N/A	SCHOLARSHIP	1,200
THERESE E WILD & UNIVERSITY OF ST THOMAS RUTLEDGE CHARITIES INC PO BOX 758 CHIPPEWA FALLS,WI 54729	NONE	N/A	SCHOLARSHIP	1,200
VALERIE FIGLMILLER & UNIVERSITY OF WISCONSIN-MADISONRUTLEDGE CHARITIES INC PO BOX 758 CHIPPEWA FALLS,WI 54729	NONE	N/A	SCHOLARSHIP	1,200
VANCE LAUTSBAUGH & UNIVERSITY OF WISCONSIN-RIVER FALLSRUTLEDGE CHARITIES INC PO BOX 758 CHIPPEWA FALLS,WI 54729	NONE	N/A	SCHOLARSHIP	500
VALERIE NELSON & LAWRENCE UNIVERSITYRUTLEDGE CHARITIES INC PO BOX 758 CHIPPEWA FALLS,WI 54729	NONE	N/A	SCHOLARSHIP	1,500
WILLIAM MCELROY & UNIVERSITY WISCONSIN-PLATTEVILLERUTLEDGE CHARITIES INC PO BOX 758 CHIPPEWA FALLS,WI 54729	NONE	N/A	SCHOLARSHIP	800
ZACHARY LINSE & VASSAR COLLEGERUTLEDGE CHARITIES INC PO BOX 758 CHIPPEWA FALLS,WI 54729	NONE	N/A	SCHOLARSHIP	1,500
ZACHARY PEDIGO & HOPE COLLEGERUTLEDGE CHARITIES INC PO BOX 758 CHIPPEWA FALLS,WI 54729	NONE	N/A	SCHOLARSHIP	1,500
Total ▶ 3a				701,935

TY 2009 Accounting Fees Schedule

Name: WILLIAM J & GERTRUDE R CASPER FOUNDATION

EIN: 39-6484669

Category	Amount	Net Investment Income	Adjusted Net Income	Disbursements for Charitable Purposes
U S BANK, TAX PREP FEES	800			800

TY 2009 Investments Corporate
Bonds Schedule

Name: WILLIAM J & GERTRUDE R CASPER FOUNDATION
EIN: 39-6484669

Name of Bond	End of Year Book Value	End of Year Fair Market Value
BARCLAYS BK PLC 09/29/10 0 CPN	350,000	437,885
MISSOURI PAC RR 5.00 01/01/54	1	3,000
AMERICAN EXPRESS 5.0 12/2/10	247,584	253,685
INTL LEASE FIN 4.875 09/01/10	245,825	248,750
MORGAN STANLEY 5.05 01/21/11	149,967	152,798
GENERAL ELEC CAP 5.50 4/28/11	101,440	103,617
CREDIT SUISSE USA 5.50 8/16/11	200,768	209,390
CHARTER ONE BANK 5.5 04/26/11	250,850	256,482
JP MORGAN CHASE 5.6 06/01/11	150,684	155,778
BEAR STEARNS CO 5.35 02/01/12	198,588	211,726
TARGET CORP 5.875 03/01/12	153,875	162,878
MCGRAW HILL 5.375 11/15/12	151,812	161,263
HOUSEHOLD FIN 4.75 07/15/13	148,236	155,589
METLIFE INC 5.00 11/24/13	145,729	161,728
ABBOTT LABS 5.60 11/30/17	152,521	169,178
GOLDMAN SACHS 5.95 01/18/18	156,027	152,171
GLAXCOSMITHKLINE 5.65 05/15/18	101,218	111,345
EMERSON ELECTRIC 5.375 11/15/1		
GENERAL DYNAMICS 5.250 2/01/14	127,344	139,172
PEPSICO INC 3.750 03/01/14	125,424	132,076
COCA COLA CO 3.625 03/15/14	125,391	132,189
CISCO SYSTEMS 4.950 02/15/19	153,132	160,716
NRUC FIN CORP 4.375 10/01/10	150,069	151,838
A H P 6.950 03/15/10		
BB&T CORPORATION 5.700 4/15/14	124,696	136,386
AMER HOME PROD 6.95 03/15/11	106,972	104,670
EMERSON ELEC 4.50 05/01/13	155,706	161,337
BELLSOUTH CORP 5.20 09/15/14	119,072	120,880
IBM CORP 5.70 09/14/17	132,560	142,399
GEORGIA PWR CO 4.25 12/01/19	124,234	127,419
GENERAL ELEC CAP 5.50 01/08/20	102,264	102,584

TY 2009 Investments Corporate
Stock Schedule

Name: WILLIAM J & GERTRUDE R CASPER FOUNDATION
EIN: 39-6484669

Name of Stock	End of Year Book Value	End of Year Fair Market Value
BANK OF AMERICA CORP	13,549	17,220
EXXON MOBIL CORP	18,856	16,022
GENERAL ELECTRIC CO	10,398	11,478
INTEL CORP	50,306	53,957
INTL BUSINESS MACHINES CORP	22,272	24,801
MEDTRONIC INC		
MICROSOFT CORP	19,859	21,311
PROCTER & GAMBLE CO	11,360	12,157
SCHLUMBERGER LTD	9,510	7,693
SPECTRUM IND INC	123,200	263,400
TARGET CORP	7,646	9,543
VERIZON COMMUNICATIONS	8,356	6,605
WAL MART STORES INC	12,028	11,882
WELLS FARGO & CO	11,208	18,276
PFIZER INC	12,057	12,138
WYETH		
ACCENTURE LTD	9,816	9,905
BEST BUY COMPANIES INC	33,861	50,362
JOHNSON & JOHNSON	43,041	41,626
QUALCOMM INC	48,347	41,427
ABBOTT LABS	8,414	8,989
AMGEN INC	5,956	6,006
EXELON CORP		
ITT CORP		
PRAXAIR INC	10,243	10,864
UNITED TECHNOLOGIES CORP	13,709	14,150
APACHE CORP	15,237	14,147
GOLDMAN SACHS GROUP INC	63,064	57,992
LEGG MASON INC	26,741	25,232
MARSHALL & ILSLEY CORP	8,063	10,057

Name of Stock	End of Year Book Value	End of Year Fair Market Value
PEPSICO INC	41,445	42,576
TEXAS INSTRUMENTS INC	12,420	10,720
CHEVRON CORP	9,452	10,563
HEWLETT PACKARD CO	45,068	45,964
STATE STREET CORP	23,322	20,039
CISCO SYS INC	72,454	70,962
FISERV INC	4,639	5,135
NOVARTIS AG ADR REG		
THERMO FISHER SCIENTIFIC INC	11,201	14,160
AGCO CORP	10,198	9,926
ALPHA NATURAL RESOURCES INC	7,192	7,521
AMERICAN TOWER CORP	5,740	6,769
APPLE INC	50,566	66,789
ARCH COAL INC		
ASSURANT INC		
AT&T INC	8,573	6,828
AVALONBAY CMNTYS INC	5,259	9,806
BARD C R INC	8,982	9,069
BOEING CO	4,698	5,134
BRISTOL-MYERS SQUIBB CO		
BROADCOM CORP CL A		
BURLINGTON NORTHN SANTA FE		
C V S/CAREMARK CORP		
CAMERON INTL CORP	9,611	10,570
CAPITAL ONE FINL CORP		
CELGENE CORP	9,191	7,808
CERNER CORP	5,078	8,790
CHESAPEAKE ENERGY CORP		
COACH INC		
COGNIZANT TECH SOLUTIONS CORP	27,129	32,076

Name of Stock	End of Year Book Value	End of Year Fair Market Value
COMCAST CORP CL A		
CONOCOPHILLIPS	11,457	10,579
CORNING INC	3,712	3,503
CROWN CASTLE INTL CORP	6,085	11,294
DAVITA INC		
DANAHER CORP	43,780	55,010
DEERE & CO		
DISNEY WALT CO	3,644	3,676
E BAY INC	24,021	21,838
ECOLAB INC	30,721	33,061
EDISON INTL		
EMERSON ELEC CO		
EXPRESS SCRIPTS INC	28,441	31,588
FLOWSERVE CORP	8,193	7,323
FOREST LABS INC	7,062	5,849
FREEPORT-MCMORAN COPPER & GOLD	7,582	9,247
GAMESTOP CORP CL A	10,041	8,022
GENERAL DYNAMICS CORP	9,440	10,253
GILEAD SCIENCES INC	65,630	51,725
GOODRICH CORP		
GOOGLE INC CL A	101,190	99,554
HALLIBURTON CO	22,735	17,902
HESS CORP	14,389	12,821
HOST HOTELS & RESORTS INC		
HUNT J B TRANS SVCS INC	6,237	7,562
INTERCONTINENTALEXCHANGE INC		
INTL GAME TECHNOLOGY		
JP MORGAN CHASE & CO	14,365	16,584
JACOBS ENGR GROUP INC	25,567	21,131
KANSAS CITY SOUTHERN	2,243	6,413

Name of Stock	End of Year Book Value	End of Year Fair Market Value
KBR INC		
KROGER CO		
LABORATORY CORP OF AMER HLDGS	5,278	6,578
LINCOLN NATL CORP IND	9,697	10,743
LOCKHEED MARTIN CORP		
MCDONALDS CORP	25,948	31,362
MERCK & CO INC	9,076	8,827
METLIFE INC	8,815	11,499
MONSANTO CO	43,659	31,794
MURPHY OIL CORP	18,809	17,722
N B T Y INC		
N II HOLDINGS INC	6,015	10,868
NASDAQ OMX GROUP INC		
NATIONAL OILWELL VARCO INC	6,560	8,045
NETAPP INC		
NIKE INC	15,602	19,615
NRG ENERGY INC		
NUCOR CORP		
O N SEMICONDUCTOR CORP		
OCCIDENTAL PETE CORP	15,977	18,400
ORACLE CORP	38,760	42,454
PEOPLES UNITED FINANCIAL INC		
PETROHAWK ENERGY CORP	7,933	6,691
PHILLIPS VAN HEUSEN CORP	3,764	8,155
PRECISION CASTPARTS CORP		
QUEST DIAGNOSTICS INC		
RANGE RESOURCES CORP	4,886	4,944
REGAL ENTERTAINMENT GROUP A		
REGIONS FINL CORP	5,140	9,598
SCHEIN HENRY INC	11,010	12,354

Name of Stock	End of Year Book Value	End of Year Fair Market Value
SOUTHWESTERN ENERGY CO		
ST JUDE MED INC		
STANLEY WKS		
STAPLES INC	10,158	9,835
STARBUCKS CORP		
STRYKER CORP		
SYNOVUS FINL CORP	10,119	9,570
T ROWE PRICE GROUP INC	10,361	11,390
TIFFANY & CO NEW		
TIME WARNER TELECOM INC		
TOTAL SYSTEM SERVICES INC		
TRAVELERS COS INC	3,103	3,314
VARIAN MED SYS INC	59,807	59,357
WYNDHAM WORLDWIDE CORP	7,772	7,576
A X A ADR		
ABB LTD ADR REPSTG	10,307	9,543
AGRIUM INC		
ANGLO AMERICAN PLC ADR REPSTG		
ATLAS COPCO AB ADR REPSTG ORD		
BANCO SANTANDER CENT HISP ADR		
BARCLAYS PLC ADR REPSTG ORD		
BRITISH AMERN TOB PLC ADR		
COMPANHIA DE BEBIDASADR REPSTG	10,305	15,222
DBS GROUP HLDGS LTD		
DIAGEO PLC SPONS ADR		
EON AG ADR		
FOMENTO ECONOMICO MEX SA ADR R		
FRANCE TELECOM SPSP ADR		
HONDA MTR LTD		
KEPPEL CORP LTD SPONS ADR		

Name of Stock	End of Year Book Value	End of Year Fair Market Value
KONINKLIJKE RPYAL KPN ADR REPS		
MARVELL TECHNOLOGY GROUP LTD		
MILLICOM INTL CELLULAR SA	5,499	8,233
MITSUBISHI CORP ADR REPSTG ORD		
MITSUBISHI UFJ FINL GRP ADR RE		
NATIONAL GRID PLC SP ADR REPST		
NESTLE SA SPONS ADR REPSTG	10,908	10,427
NINTENDO LTD		
NOKIA CORP SPSD ADR REPSTG		
PETROLEO BRASILERIO SA SPSD AD		
ROCHE HLDG LTD		
RWE AG SPONS ADR		
SCOTTISH & SOUTHN ENERGY ADR R		
TELEFONICA DE ESPANA SA SPONS		
TOTAL SA ADR REPSTG ORD		
TOYOTA MTR CORP ADR REPSTG ORD		
TRANSOCEAN LTD	33,961	28,442
TURKCELL ILETISIM HIZMET ADR		
ULTRA PETROLEUM CORP	38,172	35,619
ABERCROMBIE & FITCH CO	5,719	6,485
AECOM TECHNOLOGY CORP	8,576	7,259
AIR PRODS CHEMICALS INC	3,937	4,489
ALLEGHENY ENERGY INC		
AMERICAN ELECTRIC POWER	7,732	9,268
ANADARKO PETE CORP		
APOLLO GROUP INC		
APTAR GROUP INC	20,627	25,032
ATRION CORPORATION	2,566	3,681
BADGER METER INC	4,073	4,590
BALCHEM CORP	7,321	10,639

Name of Stock	End of Year Book Value	End of Year Fair Market Value
BAR HBR BANKSHARES	2,480	2,558
BLACKROCK INC		
BOSTON PPTYS INC	2,260	4,064
BOSTON SCIENTIFIC CORP		
BRUSH ENGINEERED MATERIALS INC		
BUCKLE INC	1,942	2,026
CA INC		
CABELAS INC CI A	1,641	2,495
CABOT MICROELECTRONICS CORP	3,758	5,028
CARBO CERAMICS INC	4,464	9,058
CELANESE CORP	3,807	5,247
CEPHALON INC	5,981	5,709
CENTRAL EUROPEAN DISTRIBUTION	4,641	3,911
CIENA CORP		
CITRIX SYS INC	19,450	24,334
CLOROX CO	7,298	7,664
COLUMBUS MCKINNON CORP	1,589	2,539
COMMSCOPE INC	8,508	8,911
CONTINENTAL RESOURCES INC	5,501	5,848
CUBIC CORP	5,820	7,749
CULLEN FROST BANKERS INC		
DARDEN RESTAURANTS INC	9,533	11,969
DAWSON GEOPHYSICAL CO	2,542	2,967
DELTA AIR LINES INC		
DEVON ENERGY CORP		
DIAMOND FOODS INC		
DIAMOND OFFSHORE DRILLING INC		
DISCOVER FINL SVCS		
DOLBY LABORATORIES INC CI A	3,852	8,779
DRIL QUIP INC	5,866	7,794

Name of Stock	End of Year Book Value	End of Year Fair Market Value
DUFF & PHELPS CORP	2,734	2,077
EAGLE MATERIALS INC	5,950	6,995
ENERGIZER HOLDINGS INC	42,007	36,917
ENTERGY CORPORATION		
EQUINIX INC		
EQUITABLE CORP		
ERIE INDEMNITY CORP	3,206	4,312
ESPEY MFG & ELECTRONIC CORP	2,879	3,529
F T I CONSULTING INC		
FAMILY DOLLAR STORES		
FIRST ENERGY CORP		
FIRST LONG ISLAND CORP	4,095	4,766
FLIR SYSTEMS INC	1,129	1,425
FLOWERS FOODS INC	10,001	10,650
FOSTER L B CORP	11,777	11,986
FUJIFILM HLDGS CORP		
GENZYME CORP	5,899	5,157
GORMAN RUPP CORP	17,792	23,559
GRAHAM CORP	3,360	5,257
GRANITE CONSTR INC	25,447	19,895
GULF IS FABRICATION INC	4,590	6,669
GULFMARK OFFSHORE INC	4,796	4,444
HARDINGE INC	1,123	2,835
HARRIS CORP DEL	4,830	6,708
HARRIS STRATEX NETWORKS CI A		
HARTFORD FINANCIAL SERVICES GR	3,451	6,242
HAWK CORP CI A	2,523	4,441
HAWKINS INC	3,307	5,326
HERLEY INDS INC DEL	4,134	5,159
HOLOGIC INC	8,702	8,851

Name of Stock	End of Year Book Value	End of Year Fair Market Value
HOME DEPOT INC		
ICU MED INC	4,521	4,232
J & J SNACK FOODS CORP	18,994	23,681
JOS A BANK CLOTHIERS INC	21,294	39,745
KMG CHEMICALS INC	2,586	7,439
KBW INC	2,951	3,136
KELLOGG CO	5,717	5,770
KEY TECHNOLOGY INC	2,058	2,836
KOSS CORP	3,453	2,894
L S I INDS INC OHIO	2,371	2,447
LADISH CO INC	6,312	16,836
LAKELAND INDUSTRIES INC	6,998	10,878
LANDSTAR SYS INC	6,324	7,130
LUFKIN INDS INC	6,773	13,155
M K S INSTRUMENTS INC	1,617	2,026
MARTEN TRANSPORTATION LTD	4,166	4,654
MAXIM INTEGRATED PRODS INC	33,596	32,714
MERIT MED SYS INC	6,738	7,477
MINE SAFETY APPLIANCES CO	2,973	3,639
MONARCH CASINO & RESORT INC	5,200	6,902
NATIONAL PRESTO INDS INC	20,336	27,811
NORTHERN TR CORP	4,514	4,827
O REILLY AUTOMOTIVE INC		
OWENS III INC	7,170	11,192
P N C FINANCIAL SERVICE GROUP	10,594	16,629
PACTIV CORP	4,381	6,974
PEABODY ENERGY CORP	8,328	6,623
PHARMACEUTICAL PROD DEV INC	8,022	10,119
PRICELINE COM INC	1,929	5,544
POWELL INDS INC	9,182	6,908

Name of Stock	End of Year Book Value	End of Year Fair Market Value
PRUDENTIAL FINANCIAL INC	11,092	15,870
PUBLIC SVC ENTERPRISE GROUP IN		
RALCORP HIDGS ING	30,608	29,074
RED HAT INC	3,347	6,829
RUDDICK CORP	8,963	11,953
SANDERSON FARMS INC		
SCHWAB CHARLES CORP		
SPAN AMERICAN MEDICAL SYS INC	4,832	8,714
STANLEY FURNITURE COMPNAY INC	2,600	1,365
STARRETT L S CO	1,494	1,984
STARWOOD HOTELS & RESORTS	26,206	43,336
STURM RUGER & CO INC	9,106	12,183
SUN HYDRAULICS CORP	4,719	7,421
SUNTRUST BKS INC	6,821	12,639
SUPERIOR WELL SERVICES INC	1,403	3,173
T J X COS INC	4,022	7,319
TOOTSIE ROLL INDS INC	1,709	1,928
UNION DRILLING INC		
UNION PAC CORP	18,210	21,858
UNIT CORP	3,962	6,338
UNITED FIRE & CASUALTY CO	2,199	2,199
UNITED HEALTH GROUP INC	35,143	37,413
URBAN OUTFITTERS INC		
UTAH MED PRODS INC	17,075	19,188
V F VORP	35,646	40,609
VALUE LINE INC	2,449	1,604
VISA INC CLASS SHRS	41,354	36,882
WASTE MGMT INC DEL	7,612	9,135
WEIS MKTS INC	8,204	8,341
WERNER ENTERPRISES INC	4,099	5,567

Name of Stock	End of Year Book Value	End of Year Fair Market Value
WESTERN DIGITAL CORP	7,998	7,902
WHITING PETROLEUM CORP	2,601	6,613
XILINX INC	8,022	9,291
YUM BRANDS INC		
ZEP INC	2,207	3,272
BIOGEN IDEC INC	34,367	32,964
DIRECTV GROUP INC	8,983	13,644
ACE LTD	4,646	5,457
AEGON N V NY REG SHR		
ASTRAZENECA P L C SPSD A D R		
B H P BILLITON LIMITED	4,764	7,846
BOC HONG KONG HILDS LTD A D R		
CENTRAL EUROPEAN MEDIA		
COVIDIEN LTD	2,850	3,349
DESARROLLADORA HOMEX A D R		
FOSTERS GROUP LIMITED		
GLAXO SMITHKINE P L C		
INTESA SANPAOLO ADR		
INVESCO LTD	5,870	5,865
LUKOIL SPON A D R		
MTN GROUP LTD A D R		
NIPPON TELEGRAPH TELE A D R		
PETROLEO BRASILERIO SA PETROBR	5,030	4,524
PROMISE CO LTD A D R		
SANOFI AVENTIS A D R		
SAP AG A D R		
STATOILHYDRO ASA		
STERLITE INDS INDIA A D S		
TAKEDA PHARMACEUTICAL CO LTD		
TOKIO MARINE HOLDINGS A D R		

Name of Stock	End of Year Book Value	End of Year Fair Market Value
UNILEVER PLC SPSD ADR		
VALE SA SP A D R		
ZURICH FINANCIAL SERVICES A G		
A K STEEL HLDG CORP	7,258	5,565
AEROPOSTALE INC	4,838	6,429
ALLERGAN INC	42,235	45,143
AMERICAN EXPRESS CO	25,414	26,514
AMERIPRISE FINL INC	6,150	5,252
ANADARKO PETROLEUM CORP	18,864	17,583
ASTEC INDUSTRIES INC	4,849	5,765
AVON PRODUCTS INC	8,525	6,278
BERKSHIRE HATHAWAY INC CL B	27,933	24,269
BIO RAD LABS INC	2,848	3,649
BRADY CORP CL A	4,767	4,624
BROCADE COMMUNICATIONS SYS	8,716	6,840
CABLEVISION SYSTMES NY GROUP	5,739	6,103
CATERPILLAR INC	6,120	6,198
CBS CORP CL B	5,027	5,635
CHICOS FAS INC	31,138	27,310
CLIFF NATURAL RESOURCES INC	5,215	5,754
COMERICA INC	7,486	9,068
CON WAY INC	5,799	5,987
CONSOL ENERGY INC	5,360	4,524
CONSTELLATION BRANDS INC A	6,252	7,464
DOVER CORP	10,879	11,806
E M C CORP	52,774	59,249
EXCO RESOURCES INC	4,313	5,520
EXPEDITORS INTL WASH INC	20,335	21,300
F M C CORP	6,636	7,448
FACTSET RESH SYS INC	27,613	33,957

Name of Stock	End of Year Book Value	End of Year Fair Market Value
FIFTH THIRD BANCORP	3,157	4,355
GAP INC	7,789	7,870
JANUS CAPITAL GROUP INC	10,310	8,411
JARDEN CORP	6,307	5,793
KEYCORP NEW	11,705	14,901
KIRBY CORP	3,388	3,904
KNIGHT CAP GROUP INC	2,864	2,221
LAS VEGAS SANDS CORP	3,670	8,077
LEAR CORP W I	8,339	8,323
LINCOLN ELEC HLDGS INC	2,185	2,623
LINEAR TECHNOLOGY CORP	24,320	21,725
MARCUS CORP	5,574	5,212
MASTERCARD INC	42,978	43,986
MATTEL INC	4,711	5,047
MCAFEE INC	6,920	6,360
MCKESSON CORP	23,243	29,120
MOLEX INC	27,481	32,850
NEWELL RUBBERMAID INC	39,641	48,847
PGE CORP	10,383	10,043
PACCAR INC	3,483	3,649
PAYCHEX INC	24,320	22,632
PIONEER NAT RES CO	8,374	9,109
PITNEY BOWES INC	4,568	4,528
PRINCIPAL FINANCIAL GROUP INC	23,915	25,124
PROLOGIS	7,285	6,987
SAKS INC	5,908	5,141
SANDERSON FARMS INC	5,618	7,350
SEMPRA ENERGY	7,516	6,992
SMITHFIELD FOODS INC	4,727	5,879
SOLUTIA INC	5,100	5,318

Name of Stock	End of Year Book Value	End of Year Fair Market Value
STERICYCLE INC	18,591	19,462
SYNALLOY CORP	3,052	3,221
SYSCO CORP	18,678	22,000
TELLABS INC DEL	4,316	6,327
TRIMBLE NAV LTD	24,639	26,374
UNITED STATES STEEL CORP	4,442	5,288
VERISIGN INC	3,108	4,326
WALGREEN CO	23,607	22,300
WMS INDS INC	6,158	7,598
ZIMMER HOLDINGS INC	5,483	6,376
ZIONS BANCORPORATION	3,704	5,317
ALCATEL LUCENT ADR	5,754	4,605
CARNIVAL CORP	46,048	57,388
ERICSSON LM TEL SP ADR	4,626	4,839
INGERSOLL RAND PLC	27,364	33,430
ROGERS COMMUNICATIONS INC CL B	6,740	7,214
VORNADO REALTY TRUST	4,954	6,214
TYCO INTERNATIONAL LTD	3,288	3,510
WEATHERFORD INTERNATIONAL LTD	5,946	5,027

TY 2009 Investments Government Obligations Schedule

Name: WILLIAM J & GERTRUDE R CASPER FOUNDATION

EIN: 39-6484669

**US Government Securities - End of
Year Book Value:**

1,440,632

**US Government Securities - End of
Year Fair Market Value:**

1,538,760

**State & Local Government
Securities - End of Year Book
Value:**

**State & Local Government
Securities - End of Year Fair
Market Value:**

TY 2009 Investments - Other Schedule**Name:** WILLIAM J & GERTRUDE R CASPER FOUNDATION**EIN:** 39-6484669

Category/ Item	Listed at Cost or FMV	Book Value	End of Year Fair Market Value
FIRST AMERICAN EQUITY INCOME			
FIRST AMERICAN SMALL CAP SELCT			
FIRST AMERICAN MID CAP GRWTH O	AT COST	321,310	417,074
FIRST AMERICAN LARGE CAP GRWTH			
FIRST AMERICAN REAL ESTATE SEC	AT COST	469,255	514,594
FIRST AMERICAN MID CAP VALUE	AT COST	165,743	204,885
FIRST AMERICAN HIGH INCOME BD	AT COST	300,000	342,621
LAUDUS INTL MRKTMASTERS	AT COST	1,007,274	830,179
BLACKROCK FUNDMNTL GROWTH FD			
ISHARES MSCI EMERGING MKTS IND	AT COST	821,328	1,066,114
LAUDUS ROSEN INTL S C FD			
T ROWE PRICE GROWTH STK			
AMER CENT NEW OPPORTUN II			
FIDELITY ADV MID CAP FD			
ISHARES DOW JONES REG BK	AT COST	9,707	11,004
SPDR TRUST SER 1			
AMERICAN CENTY INTL BD FD			
ISHARES MSCI EAFE INDEX FD	AT COST	228,052	274,458
IPATH DOW JONES UBS COMMODITY	AT COST	733,841	685,162
ROWE T PRICE MID-CAP VALUE FD	AT COST	200,000	197,123
VANGUARD INTL GROWTH PORT	AT COST	612,000	553,171

TY 2009 Other Expenses Schedule**Name:** WILLIAM J & GERTRUDE R CASPER FOUNDATION**EIN:** 39-6484669

Description	Revenue and Expenses per Books	Net Invest ment Income	Adjusted Net Income	Disbursement s for Charit able Purposes
ADR PAYING AGENT FEES	160	160		0
FLOWERS OR MONUMENTS FOR GRAVE	861	0		0
MASSES	200	0		0

TY 2009 Other Income Schedule

Name: WILLIAM J & GERTRUDE R CASPER FOUNDATION

EIN: 39-6484669

Description	Revenue And Expenses Per Books	Net Invest ment Income	Adjusted Net Income
TAX REFUND - 990-PF	20,503	0	

TY 2009 Other Increases Schedule

Name: WILLIAM J & GERTRUDE R CASPER FOUNDATION

EIN: 39-6484669

Description	Amount
ADJ FOR MARKET DISCOUNT	172

TY 2009 Other Liabilities Schedule

Name: WILLIAM J & GERTRUDE R CASPER FOUNDATION

EIN: 39-6484669

Description	Beginning of Year - Book Value	End of Year - Book Value
PENDING CASH FOR TRADES		2,763

TY 2009 Taxes Schedule

Name: WILLIAM J & GERTRUDE R CASPER FOUNDATION

EIN: 39-6484669

Category	Amount	Net Investment Income	Adjusted Net Income	Disbursements for Charitable Purposes
FOREIGN TAXES PD ON DIVIDENDS	1,448	1,448		0
ESTIMATE TAX PYMTS 990-PF	1,500	0		0
FOREIGN TAXES PD ON DIVIDENDS		4,726		0
FOREIGN TAXES PD ON DIVIDENDS		355		0