



See a Social Security Number? Say Something!  
Report Privacy Problems to <https://public.resource.org/privacy>  
Or call the IRS Identity Theft Hotline at 1-800-908-4490



## Return of Private Foundation

OMB No 1545-0052

2009

Department of the Treasury  
Internal Revenue Serviceor Section 4947(a)(1) Nonexempt Charitable Trust  
Treated as a Private Foundation

Note. The foundation may be able to use a copy of this return to satisfy state reporting requirements

For calendar year 2009, or tax year beginning JUN 1, 2009, and ending MAY 31, 2010

G Check all that apply ☐ Initial return ☐ Initial return of a former public charity ☐ Final return  
☐ Amended return ☒ Address change ☐ Name change

Use the IRS label. Otherwise, print or type. See Specific Instructions.	Name of foundation <b>B H HOMAN JR CHARITABLE TRUST</b>		A Employer identification number <b>13-6741112</b>
	Number and street (or P O box number if mail is not delivered to street address) Room/suite <b>C/O JPMORGAN CHASE BANK, NA; PO BOX 3038</b>		B Telephone number <b>(414) 977-1210</b>
	City or town, state, and ZIP code <b>MILWAUKEE, WI 53201-3038</b>		C If exemption application is pending, check here <input type="checkbox"/>
	H Check type of organization <input checked="" type="checkbox"/> Section 501(c)(3) exempt private foundation <input type="checkbox"/> Section 4947(a)(1) nonexempt charitable trust <input type="checkbox"/> Other taxable private foundation		D 1. Foreign organizations, check here <input type="checkbox"/> 2. Foreign organizations meeting the 85% test, check here and attach computation <input type="checkbox"/>
I Fair market value of all assets at end of year (from Part II, col. (c), line 16) <b>\$ 19,157,046.</b> (Part I, column (d) must be on cash basis.)		J Accounting method <input checked="" type="checkbox"/> Cash <input type="checkbox"/> Accrual <input type="checkbox"/> Other (specify) _____	E If private foundation status was terminated under section 507(b)(1)(A), check here <input type="checkbox"/>
F If the foundation is in a 60-month termination under section 507(b)(1)(B), check here <input type="checkbox"/>			

Part I Analysis of Revenue and Expenses (The total of amounts in columns (b), (c), and (d) may not necessarily equal the amounts in column (a))		(a) Revenue and expenses per books	(b) Net investment income	(c) Adjusted net income	(d) Disbursements for charitable purposes (cash basis only)
1 Contributions, gifts, grants, etc., received				N/A	
2 Check <input checked="" type="checkbox"/> if the foundation is not required to attach Sch B					
3 Interest on savings and temporary cash investments		1,320.			STATEMENT 1
4 Dividends and interest from securities		476,299.	476,299.		STATEMENT 2
5a Gross rents					
b Net rental income or (loss)					
6a Net gain or (loss) from sale of assets not on line 10		<257,838.>			
b Gross sales price for all assets on line 6a		4,178,703.			
7 Capital gain net income (from Part IV, line 2)			0.		
8 Net short-term capital gain					
9 Income modifications					
10a Gross sales less returns and allowances					
b Less Cost of goods sold					
c Gross profit or (loss)					
11 Other income					
12 Total. Add lines 1 through 11		219,781.	476,299.		
13 Compensation of officers, directors, trustees, etc		78,333.	58,750.		19,583.
14 Other employee salaries and wages					
15 Pension plans, employee benefits					
16a Legal fees					
b Accounting fees					
c Other professional fees					
17 Interest					
18 Taxes		6,508.	0.		0.
19 Depreciation and depletion					
20 Occupancy					
21 Travel, conferences, and meetings					
22 Printing and publications					
23 Other expenses					
24 Total operating and administrative expenses. Add lines 13 through 23		84,841.	58,750.		19,583.
25 Contributions, gifts, grants paid		1,350,000.			1,350,000.
26 Total expenses and disbursements. Add lines 24 and 25		1,434,841.	58,750.		1,369,583.
27 Subtract line 26 from line 12		<1,215,060.>			
a Excess of revenue over expenses and disbursements			417,549.		
b Net investment income (if negative, enter -0-)					
c Adjusted net income (if negative, enter -0-)				N/A	

## B H HOMAN JR CHARITABLE TRUST

Form 990-PF (2009)

P15583001

13-6741112

Page 2

**Part II Balance Sheets** Attached schedules and amounts in the description column should be for end-of-year amounts only

		Beginning of year	End of year	
		(a) Book Value	(b) Book Value	(c) Fair Market Value
<b>Assets</b>	1 Cash - non-interest-bearing		207.	207.
	2 Savings and temporary cash investments	3,426,133.	88,001.	88,001.
	3 Accounts receivable ▶			
	Less allowance for doubtful accounts ▶			
	4 Pledges receivable ▶			
	Less allowance for doubtful accounts ▶			
	5 Grants receivable			
	6 Receivables due from officers, directors, trustees, and other disqualified persons			
	7 Other notes and loans receivable ▶			
	Less allowance for doubtful accounts ▶			
	8 Inventories for sale or use			
	9 Prepaid expenses and deferred charges			
	10a Investments - U S and state government obligations			
	b Investments - corporate stock STMT 6	8,879,665.	10,842,635.	11,325,032.
	c Investments - corporate bonds STMT 7	6,975,000.	7,606,471.	7,743,806.
11 Investments - land, buildings, and equipment basis ▶				
Less accumulated depreciation ▶				
12 Investments - mortgage loans				
13 investments - other STMT 8	473,954.	0.	0.	
14 Land, buildings, and equipment basis ▶				
Less accumulated depreciation ▶				
15 Other assets (describe ▶)				
16 <b>Total assets (to be completed by all filers)</b>	19,754,752.	18,537,314.	19,157,046.	
<b>Liabilities</b>	17 Accounts payable and accrued expenses			
	18 Grants payable			
	19 Deferred revenue			
	20 Loans from officers, directors, trustees, and other disqualified persons			
	21 Mortgages and other notes payable			
	22 Other liabilities (describe ▶)			
23 <b>Total liabilities (add lines 17 through 22)</b>	0.	0.		
<b>Net Assets or Fund Balances</b>	Foundations that follow SFAS 117, check here and complete lines 24 through 26 and lines 30 and 31. ▶ <input type="checkbox"/>			
	24 Unrestricted			
	25 Temporarily restricted			
	26 Permanently restricted			
	Foundations that do not follow SFAS 117, check here and complete lines 27 through 31. ▶ <input checked="" type="checkbox"/>			
	27 Capital stock, trust principal, or current funds	19,754,752.	18,537,314.	
	28 Paid-in or capital surplus, or land, bldg, and equipment fund	0.	0.	
	29 Retained earnings, accumulated income, endowment, or other funds	0.	0.	
30 <b>Total net assets or fund balances</b>	19,754,752.	18,537,314.		
31 <b>Total liabilities and net assets/fund balances</b>	19,754,752.	18,537,314.		

**Part III Analysis of Changes in Net Assets or Fund Balances**

1 Total net assets or fund balances at beginning of year - Part II, column (a), line 30 (must agree with end-of-year figure reported on prior year's return)	1	19,754,752.
2 Enter amount from Part I, line 27a	2	<1,215,060.>
3 Other increases not included in line 2 (itemize) ▶ SEE STATEMENT 4	3	728.
4 Add lines 1, 2, and 3	4	18,540,420.
5 Decreases not included in line 2 (itemize) ▶ SEE STATEMENT 5	5	3,106.
6 <b>Total net assets or fund balances at end of year (line 4 minus line 5) - Part II, column (b), line 30</b>	6	18,537,314.

923511  
02-02-10

Form 990-PF (2009)

**Part IV Capital Gains and Losses for Tax on Investment Income**

(a) List and describe the kind(s) of property sold (e.g., real estate, 2-story brick warehouse, or common stock, 200 shs MLC Co.)	(b) How acquired P - Purchase D - Donation	(c) Date acquired (mo, day, yr)	(d) Date sold (mo, day, yr)
<b>1a SALES IN ACCOUNT OF PUBLICLY TRADED</b>			
<b>b SECURITIES</b>			
<b>c CAPITAL GAINS DIVIDENDS</b>			
<b>d</b>			
<b>e</b>			

(e) Gross sales price	(f) Depreciation allowed (or allowable)	(g) Cost or other basis plus expense of sale	(h) Gain or (loss) (e) plus (f) minus (g)
<b>a</b>			
<b>b</b> 4,167,965.		4,436,541.	<268,576.>
<b>c</b> 10,738.			10,738.
<b>d</b>			
<b>e</b>			

Complete only for assets showing gain in column (h) and owned by the foundation on 12/31/69

(i) FMV as of 12/31/69	(j) Adjusted basis as of 12/31/69	(k) Excess of col (i) over col (j), if any	(l) Gains (Col (h) gain minus col (k), but not less than -0-) or Losses (from col (h))
<b>a</b>			
<b>b</b>			<268,576.>
<b>c</b>			10,738.
<b>d</b>			
<b>e</b>			

<b>2</b> Capital gain net income or (net capital loss)	{ If gain, also enter in Part I, line 7 If (loss), enter -0- in Part I, line 7	<b>2</b>	<257,838.>
<b>3</b> Net short-term capital gain or (loss) as defined in sections 1222(5) and (6) If gain, also enter in Part I, line 8, column (c) If (loss), enter -0- in Part I, line 8		<b>3</b>	N/A

**Part V Qualification Under Section 4940(e) for Reduced Tax on Net Investment Income**

(For optional use by domestic private foundations subject to the section 4940(a) tax on net investment income.)

If section 4940(d)(2) applies, leave this part blank

Was the foundation liable for the section 4942 tax on the distributable amount of any year in the base period?

☐ Yes ☒ No

If "Yes," the foundation does not qualify under section 4940(e). Do not complete this part.

**1** Enter the appropriate amount in each column for each year, see instructions before making any entries

(a) Base period years Calendar year (or tax year beginning in)	(b) Adjusted qualifying distributions	(c) Net value of noncharitable-use assets	(d) Distribution ratio (col (b) divided by col (c))
2008	617,941.	18,446,133.	.033500
2007	1,413,454.	24,446,686.	.057818
2006	1,328,575.	24,153,415.	.055006
2005	1,309,659.	23,294,308.	.056222
2004	1,196,775.	22,987,824.	.052061

<b>2</b> Total of line 1, column (d)	<b>2</b>	.254607
<b>3</b> Average distribution ratio for the 5-year base period - divide the total on line 2 by 5, or by the number of years the foundation has been in existence if less than 5 years	<b>3</b>	.050921
<b>4</b> Enter the net value of noncharitable-use assets for 2009 from Part X, line 5	<b>4</b>	19,238,167.
<b>5</b> Multiply line 4 by line 3	<b>5</b>	979,627.
<b>6</b> Enter 1% of net investment income (1% of Part I, line 27b)	<b>6</b>	4,175.
<b>7</b> Add lines 5 and 6	<b>7</b>	983,802.
<b>8</b> Enter qualifying distributions from Part XII, line 4 If line 8 is equal to or greater than line 7, check the box in Part VI, line 1b, and complete that part using a 1% tax rate See the Part VI instructions	<b>8</b>	1,369,583.

## B H HOMAN JR CHARITABLE TRUST

Form 990-PF (2009)

P15583001

13-6741112 Page 4

**Part VI Excise Tax Based on Investment Income (Section 4940(a), 4940(b), 4940(e), or 4948 - see instructions)**

1a	Exempt operating foundations described in section 4940(d)(2), check here <input type="checkbox"/> and enter "N/A" on line 1 Date of ruling or determination letter _____ (attach copy of letter if necessary-see instructions)	1	4,175.
b	Domestic foundations that meet the section 4940(e) requirements in Part V, check here <input checked="" type="checkbox"/> and enter 1% of Part I, line 27b		
c	All other domestic foundations enter 2% of line 27b Exempt foreign organizations enter 4% of Part I, line 12, col (b)	2	0.
2	Tax under section 511 (domestic section 4947(a)(1) trusts and taxable foundations only Others enter -0-)	3	4,175.
3	Add lines 1 and 2	4	0.
4	Subtitle A (income) tax (domestic section 4947(a)(1) trusts and taxable foundations only Others enter -0-)	5	4,175.
5	<b>Tax based on investment income.</b> Subtract line 4 from line 3 If zero or less, enter -0-		
6	Credits/Payments		
a	2009 estimated tax payments and 2008 overpayment credited to 2009	6a	7,120.
b	Exempt foreign organizations - tax withheld at source	6b	
c	Tax paid with application for extension of time to file (Form 8868)	6c	
d	Backup withholding erroneously withheld	6d	
7	Total credits and payments Add lines 6a through 6d	7	7,120.
8	Enter any penalty for underpayment of estimated tax Check here <input type="checkbox"/> if Form 2220 is attached	8	4.
9	<b>Tax due.</b> If the total of lines 5 and 8 is more than line 7, enter amount owed	9	
10	<b>Overpayment.</b> If line 7 is more than the total of lines 5 and 8, enter the amount overpaid	10	2,941.
11	Enter the amount of line 10 to be Credited to 2010 estimated tax <b>2,941.</b> Refunded	11	0.

**Part VII-A Statements Regarding Activities**

	Yes	No
1a During the tax year, did the foundation attempt to influence any national, state, or local legislation or did it participate or intervene in any political campaign?		X
1b Did it spend more than \$100 during the year (either directly or indirectly) for political purposes (see instructions for definition)? If the answer is "Yes" to 1a or 1b, attach a detailed description of the activities and copies of any materials published or distributed by the foundation in connection with the activities.		X
1c Did the foundation file Form 1120-POL for this year?		X
d Enter the amount (if any) of tax on political expenditures (section 4955) imposed during the year (1) On the foundation <b>\$ 0.</b> (2) On foundation managers <b>\$ 0.</b>		
e Enter the reimbursement (if any) paid by the foundation during the year for political expenditure tax imposed on foundation managers <b>\$ 0.</b>		
2 Has the foundation engaged in any activities that have not previously been reported to the IRS? If "Yes," attach a detailed description of the activities.		X
3 Has the foundation made any changes, not previously reported to the IRS, in its governing instrument, articles of incorporation, or bylaws, or other similar instruments? If "Yes," attach a conformed copy of the changes		X
4a Did the foundation have unrelated business gross income of \$1,000 or more during the year?		X
b If "Yes," has it filed a tax return on Form 990-T for this year?		
5 Was there a liquidation, termination, dissolution, or substantial contraction during the year? If "Yes," attach the statement required by General Instruction T.		X
6 Are the requirements of section 508(e) (relating to sections 4941 through 4945) satisfied either • By language in the governing instrument, or • By state legislation that effectively amends the governing instrument so that no mandatory directions that conflict with the state law remain in the governing instrument?	X	
7 Did the foundation have at least \$5,000 in assets at any time during the year? If "Yes," complete Part II, col. (c), and Part XV	X	
8a Enter the states to which the foundation reports or with which it is registered (see instructions) <b>NY</b>		
b If the answer is "Yes" to line 7, has the foundation furnished a copy of Form 990-PF to the Attorney General (or designate) of each state as required by General Instruction G? If "No," attach explanation	X	
9 Is the foundation claiming status as a private operating foundation within the meaning of section 4942(j)(3) or 4942(j)(5) for calendar year 2009 or the taxable year beginning in 2009 (see instructions for Part XIV)? If "Yes," complete Part XIV		X
10 Did any persons become substantial contributors during the tax year? If "Yes," attach a schedule listing their names and addresses		X

N/A

Form 990-PF (2009)

## B H HOMAN JR CHARITABLE TRUST

Form 990-PF (2009)

P15583001

13-6741112

Page 5

**Part VII-A Statements Regarding Activities** (continued)

11	At any time during the year, did the foundation, directly or indirectly, own a controlled entity within the meaning of section 512(b)(13)? If "Yes," attach schedule (see instructions)	11		X
12	Did the foundation acquire a direct or indirect interest in any applicable insurance contract before August 17, 2008?	12		X
13	Did the foundation comply with the public inspection requirements for its annual returns and exemption application? Website address ► N/A	13	X	
14	The books are in care of ► JPMORGAN CHASE BANK, N.A. Telephone no. ► (212) 648-1471 Located at ► 245 PARK AVE, NEW YORK, NY ZIP+4 ► 10167			
15	Section 4947(a)(1) nonexempt charitable trusts filing Form 990-PF in lieu of Form 1041 - Check here and enter the amount of tax-exempt interest received or accrued during the year		15	N/A

**Part VII-B Statements Regarding Activities for Which Form 4720 May Be Required**

File Form 4720 if any item is checked in the "Yes" column, unless an exception applies.

	Yes	No
1a During the year did the foundation (either directly or indirectly)		
(1) Engage in the sale or exchange, or leasing of property with a disqualified person?	<input type="checkbox"/> Yes <input checked="" type="checkbox"/> No	
(2) Borrow money from, lend money to, or otherwise extend credit to (or accept it from) a disqualified person?	<input type="checkbox"/> Yes <input checked="" type="checkbox"/> No	
(3) Furnish goods, services, or facilities to (or accept them from) a disqualified person?	<input type="checkbox"/> Yes <input checked="" type="checkbox"/> No	
(4) Pay compensation to, or pay or reimburse the expenses of, a disqualified person?	<input checked="" type="checkbox"/> Yes <input type="checkbox"/> No	
(5) Transfer any income or assets to a disqualified person (or make any of either available for the benefit or use of a disqualified person)?	<input type="checkbox"/> Yes <input checked="" type="checkbox"/> No	
(6) Agree to pay money or property to a government official? (Exception. Check "No" if the foundation agreed to make a grant to or to employ the official for a period after termination of government service, if terminating within 90 days)	<input type="checkbox"/> Yes <input checked="" type="checkbox"/> No	
b If any answer is "Yes" to 1a(1)-(6), did any of the acts fail to qualify under the exceptions described in Regulations section 53.4941(d)-3 or in a current notice regarding disaster assistance (see page 20 of the instructions)? Organizations relying on a current notice regarding disaster assistance check here		1b X
c Did the foundation engage in a prior year in any of the acts described in 1a, other than excepted acts, that were not corrected before the first day of the tax year beginning in 2009?		1c X
2 Taxes on failure to distribute income (section 4942) (does not apply for years the foundation was a private operating foundation defined in section 4942(j)(3) or 4942(j)(5))		
a At the end of tax year 2009, did the foundation have any undistributed income (lines 6d and 6e, Part XIII) for tax year(s) beginning before 2009? If "Yes," list the years ►	<input type="checkbox"/> Yes <input checked="" type="checkbox"/> No	
b Are there any years listed in 2a for which the foundation is not applying the provisions of section 4942(a)(2) (relating to incorrect valuation of assets) to the year's undistributed income? (If applying section 4942(a)(2) to all years listed, answer "No" and attach statement - see instructions)	N/A	2b
c If the provisions of section 4942(a)(2) are being applied to any of the years listed in 2a, list the years here ►		
3a Did the foundation hold more than a 2% direct or indirect interest in any business enterprise at any time during the year?	<input type="checkbox"/> Yes <input checked="" type="checkbox"/> No	
b If "Yes," did it have excess business holdings in 2009 as a result of (1) any purchase by the foundation or disqualified persons after May 26, 1969, (2) the lapse of the 5-year period (or longer period approved by the Commissioner under section 4943(c)(7)) to dispose of holdings acquired by gift or bequest, or (3) the lapse of the 10-, 15-, or 20-year first phase holding period? (Use Schedule C, Form 4720, to determine if the foundation had excess business holdings in 2009.)	N/A	3b
4a Did the foundation invest during the year any amount in a manner that would jeopardize its charitable purposes?		4a X
b Did the foundation make any investment in a prior year (but after December 31, 1969) that could jeopardize its charitable purpose that had not been removed from jeopardy before the first day of the tax year beginning in 2009?		4b X

Form 990-PF (2009)

**Part VII-B** Statements Regarding Activities for Which Form 4720 May Be Required (continued)

5a During the year did the foundation pay or incur any amount to

(1) Carry on propaganda, or otherwise attempt to influence legislation (section 4945(e))?

☐ Yes ☒ No

(2) Influence the outcome of any specific public election (see section 4955), or to carry on, directly or indirectly, any voter registration drive?

☐ Yes ☒ No

(3) Provide a grant to an individual for travel, study, or other similar purposes?

☐ Yes ☒ No

(4) Provide a grant to an organization other than a charitable, etc., organization described in section 509(a)(1), (2), or (3), or section 4940(d)(2)?

☐ Yes ☒ No

(5) Provide for any purpose other than religious, charitable, scientific, literary, or educational purposes, or for the prevention of cruelty to children or animals?

☐ Yes ☒ No

b If any answer is "Yes" to 5a(1)-(5), did any of the transactions fail to qualify under the exceptions described in Regulations section 53.4945 or in a current notice regarding disaster assistance (see instructions)?

N/A

Organizations relying on a current notice regarding disaster assistance check here

☒

c If the answer is "Yes" to question 5a(4), does the foundation claim exemption from the tax because it maintained expenditure responsibility for the grant?

N/A

☐ Yes ☐ No

If "Yes," attach the statement required by Regulations section 53.4945-5(d).

6a Did the foundation, during the year, receive any funds, directly or indirectly, to pay premiums on a personal benefit contract?

☐ Yes ☒ No

b Did the foundation, during the year, pay premiums, directly or indirectly, on a personal benefit contract?

If "Yes" to 6b, file Form 8870.

6b

X

7a At any time during the tax year, was the foundation a party to a prohibited tax shelter transaction?

☐ Yes ☒ No

b If yes, did the foundation receive any proceeds or have any net income attributable to the transaction?

N/A

7b

**Part VIII** Information About Officers, Directors, Trustees, Foundation Managers, Highly Paid Employees, and Contractors

1 List all officers, directors, trustees, foundation managers and their compensation.

(a) Name and address	(b) Title, and average hours per week devoted to position	(c) Compensation (If not paid, enter -0-)	(d) Contributions to employee benefit plans and deferred compensation	(e) Expense account, other allowances
JPMORGAN CHASE BANK, N.A. P.O. BOX 3038 MILWAUKEE, WI 53201	TRUSTEE  10.00	78,333.	0.	0.

2 Compensation of five highest-paid employees (other than those included on line 1). If none, enter "NONE."

(a) Name and address of each employee paid more than \$50,000	(b) Title, and average hours per week devoted to position	(c) Compensation	(d) Contributions to employee benefit plans and deferred compensation	(e) Expense account, other allowances
NONE				

Total number of other employees paid over \$50,000

0

Form 990-PF (2009)

**Part VIII Information About Officers, Directors, Trustees, Foundation Managers, Highly Paid Employees, and Contractors** (continued)

**3 Five highest-paid independent contractors for professional services. If none, enter "NONE."**

(a) Name and address of each person paid more than \$50,000	(b) Type of service	(c) Compensation
NONE		
<b>Total number of others receiving over \$50,000 for professional services</b>		<b>0</b>

**Part IX-A Summary of Direct Charitable Activities**

List the foundation's four largest direct charitable activities during the tax year. Include relevant statistical information such as the number of organizations and other beneficiaries served, conferences convened, research papers produced, etc.	Expenses
<b>1</b> N/A	
	0.
<b>2</b>	
<b>3</b>	
<b>4</b>	

**Part IX-B Summary of Program-Related Investments**

Describe the two largest program-related investments made by the foundation during the tax year on lines 1 and 2	Amount
<b>1</b> N/A	
	0.
<b>2</b>	
All other program-related investments. See instructions.	
<b>3</b> N/A	
	0.
<b>Total.</b> Add lines 1 through 3	<b>0.</b>

Form **990-PF** (2009)



**Part X Minimum Investment Return** (All domestic foundations must complete this part. Foreign foundations, see instructions.)

<b>1</b>	Fair market value of assets not used (or held for use) directly in carrying out charitable, etc., purposes		
<b>a</b>	Average monthly fair market value of securities	<b>1a</b>	18,738,368.
<b>b</b>	Average of monthly cash balances	<b>1b</b>	792,766.
<b>c</b>	Fair market value of all other assets	<b>1c</b>	
<b>d</b>	<b>Total</b> (add lines 1a, b, and c)	<b>1d</b>	19,531,134.
<b>e</b>	Reduction claimed for blockage or other factors reported on lines 1a and 1c (attach detailed explanation)	<b>1e</b>	0.
<b>2</b>	Acquisition indebtedness applicable to line 1 assets	<b>2</b>	0.
<b>3</b>	Subtract line 2 from line 1d	<b>3</b>	19,531,134.
<b>4</b>	Cash deemed held for charitable activities. Enter 1 1/2% of line 3 (for greater amount, see instructions)	<b>4</b>	292,967.
<b>5</b>	<b>Net value of noncharitable-use assets.</b> Subtract line 4 from line 3. Enter here and on Part V, line 4	<b>5</b>	19,238,167.
<b>6</b>	<b>Minimum investment return.</b> Enter 5% of line 5	<b>6</b>	961,908.

**Part XI Distributable Amount** (see instructions) (Section 4942(j)(3) and (j)(5) private operating foundations and certain foreign organizations check here ☐ and do not complete this part.)

<b>1</b>	Minimum investment return from Part X, line 6	<b>1</b>	961,908.
<b>2a</b>	Tax on investment income for 2009 from Part VI, line 5	<b>2a</b>	4,175.
<b>b</b>	Income tax for 2009 (This does not include the tax from Part VI)	<b>2b</b>	
<b>c</b>	Add lines 2a and 2b	<b>2c</b>	4,175.
<b>3</b>	Distributable amount before adjustments. Subtract line 2c from line 1	<b>3</b>	957,733.
<b>4</b>	Recoveries of amounts treated as qualifying distributions	<b>4</b>	0.
<b>5</b>	Add lines 3 and 4	<b>5</b>	957,733.
<b>6</b>	Deduction from distributable amount (see instructions)	<b>6</b>	0.
<b>7</b>	<b>Distributable amount as adjusted.</b> Subtract line 6 from line 5. Enter here and on Part XIII, line 1	<b>7</b>	957,733.

**Part XII Qualifying Distributions** (see instructions)

<b>1</b>	Amounts paid (including administrative expenses) to accomplish charitable, etc., purposes		
<b>a</b>	Expenses, contributions, gifts, etc. - total from Part I, column (d), line 26	<b>1a</b>	1,369,583.
<b>b</b>	Program-related investments - total from Part IX-B	<b>1b</b>	0.
<b>2</b>	Amounts paid to acquire assets used (or held for use) directly in carrying out charitable, etc., purposes	<b>2</b>	
<b>3</b>	Amounts set aside for specific charitable projects that satisfy the		
<b>a</b>	Suitability test (prior IRS approval required)	<b>3a</b>	
<b>b</b>	Cash distribution test (attach the required schedule)	<b>3b</b>	
<b>4</b>	<b>Qualifying distributions.</b> Add lines 1a through 3b. Enter here and on Part V, line 8, and Part XIII, line 4	<b>4</b>	1,369,583.
<b>5</b>	Foundations that qualify under section 4940(e) for the reduced rate of tax on net investment income. Enter 1% of Part I, line 27b	<b>5</b>	4,175.
<b>6</b>	<b>Adjusted qualifying distributions.</b> Subtract line 5 from line 4	<b>6</b>	1,365,408.

**Note.** The amount on line 6 will be used in Part V, column (b), in subsequent years when calculating whether the foundation qualifies for the section 4940(e) reduction of tax in those years.

Form 990-PF (2009)

**Part XIII** Undistributed Income (see instructions)

	(a) Corpus	(b) Years prior to 2008	(c) 2008	(d) 2009
<b>1</b> Distributable amount for 2009 from Part XI, line 7				957,733.
<b>2</b> Undistributed income, if any, as of the end of 2009				
<b>a</b> Enter amount for 2008 only			349,747.	
<b>b</b> Total for prior years.		0.		
<b>3</b> Excess distributions carryover, if any, to 2009				
<b>a</b> From 2004				
<b>b</b> From 2005				
<b>c</b> From 2006				
<b>d</b> From 2007				
<b>e</b> From 2008				
<b>f</b> Total of lines 3a through e	0.			
<b>4</b> Qualifying distributions for 2009 from Part XII, line 4 ▶ \$ 1,369,583.				
<b>a</b> Applied to 2008, but not more than line 2a			349,747.	
<b>b</b> Applied to undistributed income of prior years (Election required - see instructions)		0.		
<b>c</b> Treated as distributions out of corpus (Election required - see instructions)	0.			
<b>d</b> Applied to 2009 distributable amount				957,733.
<b>e</b> Remaining amount distributed out of corpus	62,103.			
<b>5</b> Excess distributions carryover applied to 2009 (If an amount appears in column (d), the same amount must be shown in column (a))	0.			0.
<b>6</b> Enter the net total of each column as indicated below:				
<b>a</b> Corpus Add lines 3f, 4c, and 4e Subtract line 5	62,103.			
<b>b</b> Prior years' undistributed income Subtract line 4b from line 2b		0.		
<b>c</b> Enter the amount of prior years' undistributed income for which a notice of deficiency has been issued, or on which the section 4942(a) tax has been previously assessed		0.		
<b>d</b> Subtract line 6c from line 6b Taxable amount - see instructions		0.		
<b>e</b> Undistributed income for 2008 Subtract line 4a from line 2a Taxable amount - see instr			0.	
<b>f</b> Undistributed income for 2009 Subtract lines 4d and 5 from line 1 This amount must be distributed in 2010				0.
<b>7</b> Amounts treated as distributions out of corpus to satisfy requirements imposed by section 170(b)(1)(F) or 4942(g)(3)	0.			
<b>8</b> Excess distributions carryover from 2004 not applied on line 5 or line 7	0.			
<b>9</b> Excess distributions carryover to 2010. Subtract lines 7 and 8 from line 6a	62,103.			
<b>10</b> Analysis of line 9				
<b>a</b> Excess from 2005				
<b>b</b> Excess from 2006				
<b>c</b> Excess from 2007				
<b>d</b> Excess from 2008				
<b>e</b> Excess from 2009	62,103.			

**Part XIV Private Operating Foundations** (see instructions and Part VII-A, question 9)

N/A

- 1 a** If the foundation has received a ruling or determination letter that it is a private operating foundation, and the ruling is effective for 2009, enter the date of the ruling

- b** Check box to indicate whether the foundation is a private operating foundation described in section ☐ 4942(j)(3) or ☐ 4942(j)(5)

- 2 a** Enter the lesser of the adjusted net income from Part I or the minimum investment return from Part X for each year listed

- b 85% of line 2a**

- c** Qualifying distributions from Part XII,  
line 4 for each year listed

- d** Amounts included in line 2c not used directly for active conduct of exempt activities

- e Qualifying distributions made directly for active conduct of exempt activities**

- 3** Subtract line 2d from line 2c  
Complete 3a, b, or c for the  
alternative test relied upon

- (1) Value of all assets

- (2) Value of assets qualifying under section 4942(j)(3)(B)(i)**

- b "Endowment" alternative test - enter 2/3 of minimum investment return shown in Part X, line 6 for each year listed**

- c "Support" alternative test - enter**

- (1) Total support other than gross investment income (interest, dividends, rents, payments on securities loans (section 512(a)(5)), or royalties)**

- (2) Support from general public and 5 or more exempt organizations as provided in section 4942(j)(3)(B)(iii)

- (3) Largest amount of support from an exempt organization**

- (4) Gross investment income**

[illegible]

**Part XV** **Supplementary Information (Complete this part only if the foundation had \$5,000 or more in assets at any time during the year-see the instructions.)**

### 1 Information Regarding Foundation Managers:

- a** List any managers of the foundation who have contributed more than 2% of the total contributions received by the foundation before the close of any tax year (but only if they have contributed more than \$5,000) (See section 507(d)(2) )

NONE

- b List any managers of the foundation who own 10% or more of the stock of a corporation (or an equally large portion of the ownership of a partnership or other entity) of which the foundation has a 10% or greater interest

NONE

**2 Information Regarding Contribution, Grant, Gift, Loan, Scholarship, etc., Programs:**

Check here ☒ if the foundation only makes contributions to preselected charitable organizations and does not accept unsolicited requests for funds. If the foundation makes gifts, grants, etc. (see instructions) to individuals or organizations under other conditions, complete items 2a, b, c, and d.

- a** The name, address, and telephone number of the person to whom applications should be addressed

- b The form in which applications should be submitted and information and materials they should include**

- c Any submission deadlines**

- d. Any restrictions or limitations on awards, such as by geographical areas, charitable fields, kinds of institutions, or other factors



**Part XVI-A Analysis of Income-Producing Activities**

Enter gross amounts unless otherwise indicated

Enter gross amounts unless otherwise indicated		Unrelated business income		Excluded by section 512, 513, or 514		(e) Related or exempt function income
		(a) Business code	(b) Amount	(c) Exclu- sion code	(d) Amount	
<b>1</b> Program service revenue						
a _____						
b _____						
c _____						
d _____						
e _____						
f _____						
g Fees and contracts from government agencies						
<b>2</b> Membership dues and assessments						
<b>3</b> Interest on savings and temporary cash investments				14	1,320.	
<b>4</b> Dividends and interest from securities				14	476,299.	
<b>5</b> Net rental income or (loss) from real estate						
a Debt-financed property						
b Not debt-financed property						
<b>6</b> Net rental income or (loss) from personal property						
<b>7</b> Other investment income						
<b>8</b> Gain or (loss) from sales of assets other than inventory				18	<257,838.>	
<b>9</b> Net income or (loss) from special events						
<b>10</b> Gross profit or (loss) from sales of inventory						
<b>11</b> Other revenue						
a _____						
b _____						
c _____						
d _____						
e _____						
<b>12</b> Subtotal. Add columns (b), (d), and (e)			0.		219,781.	0.
<b>13</b> Total. Add line 12, columns (b), (d), and (e)					13	219,781.

(See worksheet in line 13 instructions to verify calculations.)

## **Part XVI-B Relationship of Activities to the Accomplishment of Exempt Purposes**

[illegible]



## FORM 990-PF INTEREST ON SAVINGS AND TEMPORARY CASH INVESTMENTS STATEMENT 1

SOURCE	AMOUNT
TAX FREE MONEY MARKET FUNDS	1,320.
TOTAL TO FORM 990-PF, PART I, LINE 3, COLUMN A	1,320.

## FORM 990-PF DIVIDENDS AND INTEREST FROM SECURITIES STATEMENT 2

SOURCE	GROSS AMOUNT	CAPITAL GAINS DIVIDENDS	COLUMN (A) AMOUNT
DIVIDENDS & INTEREST	487,037.	10,738.	476,299.
TOTAL TO FM 990-PF, PART I, LN 4	487,037.	10,738.	476,299.

## FORM 990-PF TAXES STATEMENT 3

DESCRIPTION	(A) EXPENSES PER BOOKS	(B) NET INVEST- MENT INCOME	(C) ADJUSTED NET INCOME	(D) CHARITABLE PURPOSES
ESTIMATED EXCISE TAX - CURRENT YEAR	6,368.	0.		0.
FOREIGN TAX WITHHELD AT SOURCE	140.	0.		0.
TO FORM 990-PF, PG 1, LN 18	6,508.	0.		0.

## FORM 990-PF OTHER INCREASES IN NET ASSETS OR FUND BALANCES STATEMENT 4

DESCRIPTION	AMOUNT
NONDIVIDEND DISTRIBUTIONS/RETURN OF CAPITAL	728.
TOTAL TO FORM 990-PF, PART III, LINE 3	728.

---



---

FORM 990-PF	OTHER DECREASES IN NET ASSETS OR FUND BALANCES	STATEMENT	5
-------------	--	-----------	---

---

DESCRIPTION	AMOUNT
MUTUAL FUND FACTORING ADJUSTMENTS	391.
ADJUSTMENTS OF TAX BASIS/CARRYING VALUE	2,715.
TOTAL TO FORM 990-PF, PART III, LINE 5	3,106.

---



---



---



---

FORM 990-PF	CORPORATE STOCK	STATEMENT	6
-------------	-----------------	-----------	---

---

DESCRIPTION	BOOK VALUE	FAIR MARKET VALUE
CORPORATE STOCK & EQUITY MUTUAL FUNDS - SEE SCHEDULE ATTACHED	10,842,635.	11,325,032.
TOTAL TO FORM 990-PF, PART II, LINE 10B	10,842,635.	11,325,032.

---



---



---



---

FORM 990-PF	CORPORATE BONDS	STATEMENT	7
-------------	-----------------	-----------	---

---

DESCRIPTION	BOOK VALUE	FAIR MARKET VALUE
CORPORATE FIXED INCOME BONDS & FUNDS - SEE SCHEDULE ATTACHED	7,606,471.	7,743,806.
TOTAL TO FORM 990-PF, PART II, LINE 10C	7,606,471.	7,743,806.

---



---



---



---

FORM 990-PF	OTHER INVESTMENTS	STATEMENT	8
-------------	-------------------	-----------	---

---

DESCRIPTION	VALUATION METHOD	BOOK VALUE	FAIR MARKET VALUE
OTHER STRUCTURED INVESTMENTS - SEE SCHEDULE	COST	0.	0.
TOTAL TO FORM 990-PF, PART II, LINE 13		0.	0.

---



---



# J.P.Morgan

B H HOMAN JR CHARITABLE TRUST ACCT. P15583001  
As of 5/31/10

## Account Summary

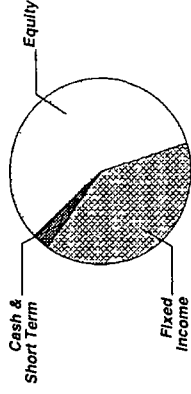
### PRINCIPAL

Asset Allocation	Beginning Market Value	Ending Market Value	Change In Value	Estimated Annual Income	Current Allocation
Equity	12,386,414.16	11,325,032.44	(1,061,381.72)	152,640.18	59%
Cash & Short Term	118,724.01	88,000.55	(30,723.46)	44.21	1%
Fixed Income	8,016,355.89	7,743,806.41	(272,549.48)	317,394.39	40%
<b>Market Value</b>	<b>\$20,521,494.06</b>	<b>\$19,156,839.40</b>	<b>(\$1,364,654.66)</b>	<b>\$470,078.78</b>	<b>100%</b>

### INCOME

Cash Position	Beginning Market Value	Ending Market Value	Change In Value
Cash Balance	250,154.68	207.09	(249,947.59)
Accruals	25,581.86	27,918.75	2,336.89
<b>Market Value</b>	<b>\$275,736.54</b>	<b>\$28,125.84</b>	<b>(\$247,610.70)</b>

### Asset Allocation



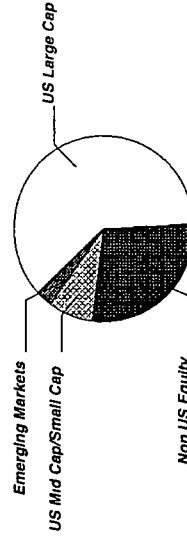
### Cost Summary

	Cost
Equity	10,842,635.04
Cash & Short Term	88,000.55
Fixed Income	7,606,470.99
<b>Total</b>	<b>\$18,537,106.58</b>

## Equity Summary

Asset Categories	Beginning Market Value	Ending Market Value	Change In Value	Current Allocation
US Large Cap	7,678,330.49	7,082,958.29	(595,372.20)	36%
US Mid Cap/Small Cap	991,196.54	913,697.11	(77,499.43)	5%
Non US Equity	3,691,867.13	3,306,639.04	(385,228.09)	17%
Emerging Markets	25,020.00	21,738.00	(3,282.00)	1%
<b>Total Value</b>	<b>\$12,386,414.16</b>	<b>\$11,325,032.44</b>	<b>(\$1,061,381.72)</b>	<b>59%</b>

### Asset Categories



Market Value/Cost	Current Period Value
Market Value	11,325,032.44
Tax Cost	10,842,635.04
Unrealized Gain/Loss	482,397.40
Estimated Annual Income	152,640.18
Accrued Dividends	5,741.50
Yield	1.35%

# J.P.Morgan

B H HOMAN JR CHARITABLE TRUST ACCT P15583001  
As of 5/31/10

Note: P indicates position adjusted for Pending Trade Activity.

## Equity Detail

	Quantity	Price	Market Value	Tax Cost Adjusted Original	Unrealized Gain/Loss	Estimated		Yield
						Annual Income	Accrued Dividends	
US Large Cap								
JPMORGAN TR I GROWTH ADVANTAGE FUND SELECT SHARE CLASS FUND 1567 4812A3-71-8 JGAS X	52,874 707	7.30	385,985.36	300,000.00	85,985.36			
ABBOTT LABORATORIES 002824-10-0 ABT	1,225.000	47.56	58,261.00	67,045.48	(8,784.48)	2,156.00		3.70 %
ADVANCED AUTO PARTS INC 00751Y-10-6 AAP	300 000	51.76	15,528.00	10,397.46	5,130.54	72.00		0.46 %
AETNA INC 00817Y-10-8 AET	1,100 000	29.16	32,076.00	29,035.60	3,040.40	44.00		0.14 %
AFLAC INC 001055-10-2 AFL	200 000	44.30	8,860.00	8,562.00	298.00	224.00	112.00	2.53 %
AMAZON COM INC 023135-10-6 AMZN	100.000	125.46	12,546.00	8,337.66	4,208.34			
APACHE CORP 037411-10-5 APA	450 000	89.54	40,293.00	46,817.07	(6,524.07)	270.00		0.67 %
APPLE INC. 037833-10-0 AAPL	325.000	256.88	83,486.00	54,201.42	29,284.58			
AT&T INC 00206R-10-2 T	800.000	24.30	19,440.00	24,630.80	(5,190.80)	1,344.00		6.91 %

	Quantity	Price	Market Value	Tax Cost		Unrealized Gain/Loss	Estimated Annual Income		Yield
				Adjusted	Original		Accrued Dividends		
US Large Cap									
P BAKER HUGHES INC 057224-10-7 BHI		38.14				N/A			1 57 %
BANK OF AMERICA CORP 060505-10-4 BAC	3,800 000	15.74	59,812.00	91,369.81		(31,557.81)	152.00		0 25 %
BANK OF NEW YORK MELLON CORP 064058-10-0 BK	1,300 000	27.20	35,360.00	43,928.11		(8,568.11)	468.00		1 32 %
BAXTER INTERNATIONAL INC 071813-10-9 BAX	400 000	42.23	16,892.00	19,592.80		(2,700.80)	464.00		2 75 %
BB & T CORP 054937-10-7 BBT	500.000	30.24	15,120.00	9,236.39		5,883.61	300.00		1 98 %
BERKSHIRE HATHAWAY INC DEL CL B 084670-70-2 BRK B	200.000	70.55	14,110.00	14,467.88		(357.88)			
BIAGEN IDEC INC 09062X-10-3 BIIB	200.000	47.43	9,486.00	11,994.68		(2,508.68)			
CARDINAL HEALTH INC 14149Y-10-8 CAH	500.000	34.49	17,245.00	13,244.86		4,000.14	390.00		2 26 %
CELGENE CORPORATION 151020-10-4 CELG	700 000	52.76	36,932.00	38,861.51		(1,929.51)			
CISCO SYSTEMS INC 17275R-10-2 CSCO	3,200 000	23.16	74,112.00	77,192.91		(3,080.91)			
CITIGROUP INC 172967-10-1 C	8,800 000	3.96	34,848.00	36,983.05		(2,135.05)			
CME GROUP INC CLASS A COMMON STOCK 12572Q-10-5 CME	55 000	316.65	17,415.75	16,518.88		896.87	253.00		1 45 %

# J.P.Morgan

B H HOMAN JR CHARITABLE TRUST ACCT. P15583001  
As of 5/31/10

	Quantity	Price	Market Value	Tax Cost Adjusted Original	Unrealized Gain/Loss	Estimated Annual Income Accrued Dividends	Yield
<b>US Large Cap</b>							
COACH INC 189754-10-4 COH	500 000	41.11	20,555.00	18,812.84	1,742.16	300 00	1 46 %
COCA COLA CO 191216-10-0 KO	300 000	51.40	15,420 00	17,221.89	(1,801.89)	528.00	3 42 %
COGNIZANT TECHNOLOGY SOLUTIONS CORP CL A 192446-10-2 CTSH	300 000	50.04	15,012 00	14,909 83	102.17		
COMCAST CORP CL A 20030N-10-1 CMCS A	800 000	18 09	14,472 00	13,537 04	934 96	302.40	2 09 %
CONOCOPHILLIPS 20825C-10-4 COP	800 000	51.86	41,488.00	39,157.58	2,330 42	1,760 00 440 00	4 24 %
CORNING INC 219350-10-5 GLW	1,100 000	17 43	19,173 00	19,846 84	(673 84)	220 00 55 00	1.15 %
CVS/CAREMARK CORPORATION 126650-10-0 CVS	1,400.000	34 63	48,482 00	47,869 13	612 87	490 00	1 01 %
DEERE & CO 244199-10-5 DE	800.000	57.68	46,144 00	32,544.78	13,599 22	960 00	2 08 %
DEVON ENERGY CORP 25179M-10-3 DVN	300 000	63 85	19,155.00	20,225 10	(1,070 10)	192 00	1 00 %
DOW CHEMICAL CO 260543-10-3 DOW	1,100 000	26.91	29,601.00	14,878 03	14,722 97	660 00	2 23 %
E I DU PONT DE NEMOURS & CO 263534-10-9 DD	900 000	36 17	32,553 00	34,819 14	(2,266 14)	1,476 00 123 00	4 53 %

P

# J.P.Morgan

B H HOMAN JR CHARITABLE TRUST ACCT. P15583001  
As of 5/31/10

	Quantity	Price	Market Value	Tax Cost	Unrealized Gain/Loss	Estimated Annual Income		Yield
				Adjusted Original		Accrued Dividends		
US Large Cap								
EATON VANCE SPL INVT TR VALUE FD CL I 277905-64-2 EILV X	14,104.372	16.30	229,901.26	200,000.00	29,901.26	3,258.10	1.42%	
EDISON INTERNATIONAL 281020-10-7 EIX	1,000.000	32.36	32,360.00	39,685.42	(7,325.42)	1,260.00	3.89%	
EMERSON ELECTRIC CO 291011-10-4 EMR	600.000	46.44	27,864.00	22,478.87	5,385.13	804.00 201.00	2.89%	
EOG RESOURCES INC 26875P-10-1 EOG	400.000	104.84	41,936.00	32,926.67	9,009.33	248.00	0.59%	
P EXXON MOBIL CORP 30231G-10-2 XOM	1,200.000	60.46	72,552.00	89,587.82	(17,035.82)	2,112.00 506.00	2.91%	
FPL GROUP INC 302571-10-4 ZZZZ	300.000	49.93	14,979.00	15,247.11	(268.11)	600.00	4.01%	
FREEPORT-MCMORAN COPPER & GOLD INC CL B 35671D-85-7 FCX	625.000	70.05	43,781.25	34,092.81	9,688.44	375.00	0.86%	
GENERAL MILLS INC 370334-10-4 GIS	200.000	71.23	14,246.00	10,958.77	3,287.23	392.00	2.75%	
GOLDMAN SACHS GROUP INC 38141G-10-4 GS	325.000	144.26	46,884.50	37,325.36	9,559.14	455.00 113.75	0.97%	
GOOGLE INC CL A 38259P-50-8 GOOG	100.000	485.63	48,563.00	28,247.46	20,315.54			
HARTFORD CAPITAL APPRECIATION FUND 416649-30-9 ITHI X	10,513.036	29.19	306,875.52	250,000.00	56,875.52	4,510.09	1.47%	

# J.P.Morgan

B H HOMAN JR CHARITABLE TRUST ACCT. P15583001  
As of 5/31/10

	Quantity	Price	Market Value	Tax Cost		Unrealized Gain/Loss	Estimated Annual Income	
				Adjusted Original	Accrued Dividends		Yield	
US Large Cap								
HEWLETT-PACKARD CO 428236-10-3 HPQ	1,900,000	46.01	87,419.00	76,631.41		10,787.59	608.00	0.70%
HONEYWELL INTERNATIONAL INC 438516-10-6 HON	700,000	42.77	29,939.00	29,345.64		593.36	847.00 211.75	2.83%
INTERNATIONAL GAME TECHNOLOGY 459902-10-2 IGT	400,000	19.57	7,828.00	6,188.92		1,639.08	96.00	1.23%
INTERNATIONAL BUSINESS MACHINES CORP 459200-10-1 IBM	475,000	125.26	59,498.50	60,987.17		(1,488.67)	1,235.00 227.50	2.08%
JOHNSON CONTROLS INC 478366-10-7 JCI	1,375,000	28.53	39,228.75	38,576.70		652.05	715.00	1.82%
JPMORGAN INTREPID AMERICA FUND SELECT SHARE CLASS FUND 1206 4812A2-10-8 JPIA X	60,388,948	19.98	1,206,571.18	1,813,835.14		(607,263.96)	23,189.35	1.92%
JPMORGAN US LARGE CAP CORE PLUS FUND SELECT FUND 1002 4812A2-38-9 JLPX X	61,206,785	17.84	1,091,929.04	1,176,034.14		(84,105.10)	6,977.57	0.64%
JUNIPER NETWORKS INC 48203R-10-4 JNPR	1,075,000	26.62	28,616.50	22,245.05		6,371.45		
KIMBERLY-CLARK CORP 494368-10-3 KMB	300,000	60.70	18,210.00	18,795.00		(585.00)	792.00	4.35%
LOWES COMPANIES INC 548661-10-7 LOW	800,000	24.75	19,800.00	18,454.46		1,345.54	288.00	1.45%

# J.P.Morgan

B H HOMAN JR CHARITABLE TRUST ACCT P15583001  
As of 5/31/10

	Quantity	Price	Market Value	Tax Cost Adjusted Original	Unrealized Gain/Loss	Estimated Annual Income Accrued Dividends	Yield
<b>US Large Cap</b>							
MANNING & NAPIER FUND INC EQUITY SERIES 563821-60-2 EXEY X	22,792.748	16.55	377,219.98	288,736.56	88,483.42	364.68	0 10 %
MASTERCARD INC - CLASS A 57636Q-10-4 MA	95.000	201.77	19,168.15	17,299.56	1,868.59	57.00	0 30 %
MERCK & CO INC 58933Y-10-5 MRK	2,000.000	33.69	67,380.00	64,944.23	2,435.77	3,040.00	4 51 %
METLIFE INC 59156R-10-8 MET	600.000	40.49	24,294.00	21,969.12	2,324.88	444.00	1 83 %
MICROSOFT CORP 594918-10-4 MSFT	4,500.000	25.80	116,100.00	113,435.36	2,664.64	2,340.00	2 02 %
MORGAN STANLEY 617446-44-8 MS	900.000	27.11	24,399.00	22,652.56	1,746.44	180.00	0 74 %
NASDAQ OMX GROUP INC 631103-10-8 NDAQ	600.000	18.59	11,154.00	12,108.57	(954.57)		
NIKE INC B 654106-10-3 NKE	300.000	72.38	21,714.00	18,017.02	3,696.98	324.00	1 49 %
NORFOLK SOUTHERN CORP 655844-10-8 NSC	1,500.000	56.46	84,690.00	97,994.63	(13,304.63)	2,040.00	2 41 %
NOVELLUS SYSTEMS INC 670008-10-1 NVLS	800.000	25.82	20,656.00	20,059.30	596.70	510.00	
NVR INC 62944T-10-5 NVR	10.000	685.28	6,852.80	6,597.03	255.77		
OCCIDENTAL PETROLEUM CORP 674599-10-5 OXY	900.000	82.51	74,259.00	66,557.59	7,701.41	1,368.00	1 84 %



# J.P.Morgan

B H HOMAN JR CHARITABLE TRUST ACCT. P15583001  
As of 5/31/10

	Quantity	Price	Market Value	Tax Cost Adjusted Original	Unrealized Gain/Loss	Estimated Annual Income		Yield
						Accrued Dividends		
US Large Cap								
ORACLE CORP 68389X-10-5 ORCL	1,200,000	22.57	27,084.00	25,108.20	1,975.80	240.00		0.89%
PACCAR INC 693718-10-8 PCAR	1,100,000	41.00	45,100.00	40,822.51	4,277.49	396.00 99.00		0.88%
PARKER-HANNIFIN CORP 701094-10-4 PH	300,000	61.46	18,438.00	12,937.26	5,500.74	312.00 78.00		1.69%
PEPSICO INC 713448-10-8 PEP	500,000	62.89	31,445.00	28,047.89	3,397.11	960.00		3.05%
PFIZER INC 717081-10-3 PFE	4,100,000	15.23	62,443.00	62,304.35	138.65	2,952.00 738.00		4.73%
PHILIP MORRIS INTERNATIONAL 718172-10-9 PM	700,000	44.12	30,884.00	31,865.20	(981.20)	1,624.00		5.26%
PROCTER & GAMBLE CO 742718-10-9 PG	1,200,000	61.09	73,308.00	79,770.12	(6,462.12)	2,312.40		3.15%
PRUDENTIAL FINANCIAL INC 744320-10-2 PRU	600,000	57.71	34,626.00	22,953.92	11,672.08	420.00		1.21%
QUALCOMM INC 747525-10-3 QCOM	1,300,000	35.56	46,228.00	65,934.10	(19,706.10)	988.00 247.00		2.14%
P SCHLUMBERGER LTD 806857-10-8 SLB	500,000	56.15	28,075.00	22,487.17	5,587.83	420.00 147.00		1.50%
SOUTHERN CO 842587-10-7 SO	500,000	32.70	16,350.00	14,867.08	1,482.92	910.00 227.50		5.57%
SOUTHWESTERN ENERGY CO 845467-10-9 SWN	200,000	37.61	7,522.00	8,559.76	(1,037.76)			

	Quantity	Price	Market Value	Tax Cost	Unrealized Gain/Loss	Estimated Annual Income		Yield
				Adjusted Original		Accrued Dividends		
US Large Cap								
SPDR S&P 500 ETF TRUST 78462F-10-3 SPY	5,000 000	109.37	546,845.00	449,000.00	97,845.00	10,485.00		1.92 %
SPRINT NEXTEL CORP 852061-10-0 S	2,800,000	5.13	14,364.00	11,435.48	2,928.52			
STAPLES INC 855030-10-2 SPLS	1,600 000	21.52	34,432.00	35,941.41	(1,509.41)	576.00		1.67 %
STARWOOD HOTELS & RESORTS 85590A-40-1 HOT	300,000	46.25	13,875.00	6,331.83	7,543.17	60.00		0.43 %
SYSICO CORP 871829-10-7 SYX	900 000	29.81	26,829.00	28,182.14	(1,353.14)	900.00		3.35 %
TD AMERITRADE HOLDING CORPORATION 87236Y-10-8 AMTD	700 000	17.73	12,411.00	13,539.72	(1,128.72)			
TIME WARNER INC NEW 887317-30-3 TWX	1,700 000	30.99	52,683.00	42,528.03	10,154.97	1,445.00 361.25		2.74 %
TOLL BROTHERS INC 889478-10-3 TOL	300 000	21.07	6,321.00	6,172.50	148.50			
UNITED TECHNOLOGIES CORP 913017-10-9 UTX	900 000	67.38	60,642.00	60,041.54	600.46	1,530.00 382.50		2.52 %
US BANCORP DEL 902973-30-4 USB	1,600 000	23.96	38,336.00	41,101.92	(2,765.92)	320.00		0.83 %
V F CORP 918204-10-8 VFC	225 000	77.35	17,403.75	12,884.03	4,519.72	540.00		3.10 %
VERIZON COMMUNICATIONS INC 92343V-10-4 VZ	1,600 000	27.52	44,032.00	54,415.36	(10,383.36)	3,040.00		6.90 %

# J.P.Morgan

B H HOMAN JR CHARITABLE TRUST ACCT. P15583001  
As of 5/31/10

	Quantity	Price	Market Value	Tax Cost Adjusted Original	Unrealized Gain/Loss	Estimated Annual Income Accrued Dividends	Yield
<b>US Large Cap</b>							
P WAL MART STORES INC 931142-10-3 WMT	300.000	50.56	15,168.00	15,755.00	(587.00)	363.00 151.25	2.39%
WALT DISNEY CO 254687-10-6 DIS	2,100.000	33.42	70,182.00	56,226.18	13,955.82	735.00	1.05%
WELLS FARGO & CO 949746-10-1 WFC	2,100.000	28.69	60,249.00	51,348.39	8,900.61	420.00 105.00	0.70%
YUM BRANDS INC 988498-10-1 YUM	1,000.000	40.95	40,950.00	35,604.51	5,345.49	840.00	2.05%
<b>Total US Large Cap</b>	<b>313,640.596</b>		<b>\$7,082,958.29</b>	<b>\$7,304,421.62</b>	<b>(\$221,463.33)</b>	<b>\$104,733.59</b> <b>\$5,621.50</b>	<b>1.48%</b>
<b>US Mid Cap/Small Cap</b>							
ASTON FDS TAMRO S CAP I 00078H-14-1 ATSI X	29,526.483	17.63	520,551.90	400,000.00	120,551.90	413.37	0.08%
P INTERSIL CORP CL A 46069S-10-9 ISIL	500.000	13.31	6,655.00	6,714.00	(59.00)	240.00	3.61%
JPMORGAN MID CAP GROWTH SELECT SHARE CLASS FUND 3120 4812C1-71-0 HLGE X	20,557.990	18.80	386,490.21	300,000.00	86,490.21		
<b>Total US Mid Cap/Small Cap</b>	<b>50,584.473</b>		<b>\$913,697.11</b>	<b>\$706,714.00</b>	<b>\$206,983.11</b>	<b>\$653.37</b>	<b>0.07%</b>

# J.P.Morgan

B H HOMAN JR CHARITABLE TRUST ACCT P15583001  
As of 5/31/10

	Quantity	Price	Market Value	Tax Cost Adjusted Original	Unrealized Gain/Loss	Estimated Annual Income Accrued Dividends	Yield
<b>Non US Equity</b>							
ACE LTD NEW H0023R-10-5 ACE	300 000	49 16	14,748.00	13,809 35	938 65	396 00	2 69 %
ARTIO INTERNATIONAL EQUITY II - I 04315J-83-7 JETI X	29,824 359	10.48	312,559.28	300,000 00	12,559.28	17,268 30	5 52 %
COVIDIEN PLC G2554F-10-5 COV	400 000	42 39	16,956 00	14,505 52	2,450 48	288 00	1 70 %
DODGE & COX INTERNATIONAL STOCK 256206-10-3 DODF X	31,491.532	28 93	911,050.02	750,000.00	161,050 02	13,730 30	1 51 %
ISHARES S&P GLOBAL INFRASTR 464288-37-2 IGF	5,400 000	30 17	162,918 00	157,433 76	5,484 24	6,172.20	3 79 %
IVY GLOBAL NATURAL RESOURCE-I 465899-50-8 IGNI X	25,221 226	16.38	413,123 68	350,000.00	63,123 68	1,109.73	0.27 %
JPMORGAN ASIA EQUITY FUND INSTITUTIONAL SHARE CLASS FUND 1135 4812A0-71-4 JPAI X	32,979.163	29.02	957,055.31	800,000.00	157,055 31	5,210 70	0 54 %
MARVELL TECHNOLOGY GROUP LTD G5876H-10-5 MRVL	900 000	18.98	17,082.00	18,385 35	(1,303 35)		
MATTHEWS PACIFIC TIGER FUND -CL I 577130-10-7 MAPT X	12,738 854	18.43	234,777.08	200,000 00	34,777 08	1,859 87	0 79 %
NABORS INDUSTRIES LTD G6359F-10-3 NBR	300 000	19.03	5,709 00	5,807 70	(98.70)		
NUVEEN NWQ VALUE OPPORTUNITIES FUND 67064Y-63-6 NVOR X	8,580 009	30 38	260,660.67	200,000.00	60,660 67	978 12	0 38 %
Total Non US Equity	148,135.143		\$3,306,639.04	\$2,809,941.68	\$496,697.36	\$47,013.22	1.42 %

B H HOMAN JR CHARITABLE TRUST ACCT. P15583001  
As of 5/31/10

	Quantity	Price	Market Value	Tax Cost Adjusted Original	Unrealized Gain/Loss	Estimated Annual Income		Yield
						Accrued Dividends		
<b>Emerging Markets</b>								
CARNIVAL CORPORATION	600 000	36 23	21,738 00	21,557 74	180 26	240 00		1 10 %
143658-30-0 CCL						120 00		

# J.P.Morgan

B H HOMAN JR CHARITABLE TRUST ACCT. P15583001  
As of 5/31/10

## Cash & Short Term Summary\*

Asset Categories	Beginning Market Value	Ending Market Value	Change In Value	Current Allocation	Asset Categories
Cash	118,724 01	88,000 55	(30,723 46)	1%	Cash & Short Term

\*Includes Principal balances only

Market Value/Cost		Current Period Value
Market Value		88,000 55
Tax Cost		88,000 55
Estimated Annual Income		44 21
Accrued Interest		6 57
Yield		0 04 %

Note: <sup>1</sup> This is the Annual Percentage Yield (APY) which is the rate earned if balances remain on deposit for a full year with compounding, there is no change in the interest rate and all interest is left in the account.

## Cash & Short Term Detail

	Quantity	Price	Market Value	Tax Cost Adjusted Original	Unrealized Gain/Loss	Estimated Annual Income		Yield
						Accrued Interest	Annual Income	
Cash								
COST OF PENDING PURCHASES	(28,640 25)	1.00	(28,640 25)	(28,640 25)		(14 21)		0 05 % <sup>1</sup>
PROCEEDS FROM PENDING SALES	20,435 33	1.00	20,435 33	20,435 33		10 32		0 05 % <sup>1</sup>

B H HOMAN JR CHARITABLE TRUST ACCT. P15583001  
As of 5/31/10

	Quantity	Price	Market Value	Tax Cost Adjusted Original	Unrealized Gain/Loss	Estimated Annual Income		Yield
						Accrued Interest		
Cash								
US DOLLAR PRINCIPAL	96,205.47	1.00	96,205.47	96,205.47		48.10	6.57	0.05 % <sup>1</sup>
Total Cash			\$88,000.55	\$88,000.55	\$0.00	\$44.21	\$6.57	0.04 %

# J.P.Morgan

B H HOMAN JR CHARITABLE TRUST ACCT. P15583001  
As of 5/31/10

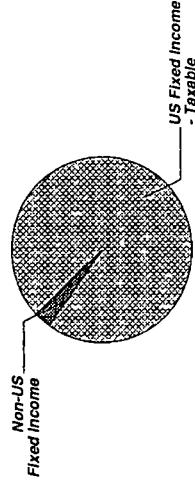
## Fixed Income Summary

Asset Categories	Beginning Market Value	Ending Market Value	Change In Value	Current Allocation
US Fixed Income - Taxable	7,808,382.43	7,546,003.17	(262,379.26)	39%
Non-US Fixed Income	207,973.46	197,803.24	(10,170.22)	1%
<b>Total Value</b>	<b>\$8,016,355.89</b>	<b>\$7,743,806.41</b>	<b>(\$272,549.48)</b>	<b>40%</b>

### Asset Categories



Market Value/Cost	Current Period Value
Market Value	7,743,806.41
Tax Cost	7,606,470.99
Unrealized Gain/Loss	137,335.42
Estimated Annual Income	317,394.39
Accrued Interest	22,170.68
Yield	4.10%



### SUMMARY BY MATURITY

Fixed Income	Market Value	% of Bond Portfolio
Less than 5 years <sup>1</sup>	7,743,806.41	100%

<sup>1</sup> The years indicate the number of years until the bond is scheduled to mature based on the statement end date. Some bonds may be called, or paid in full, before their stated maturity.

### SUMMARY BY TYPE

Fixed Income	Market Value	% of Bond Portfolio
International Bonds	197,803.24	3%
Mutual Funds	7,546,003.17	97%
<b>Total Value</b>	<b>\$7,743,806.41</b>	<b>100%</b>



# J.P.Morgan

B H HOMAN JR CHARITABLE TRUST ACCT. P15583001  
As of 5/31/10

## Fixed Income Detail

US Fixed Income - Taxable									
	Quantity	Price	Market Value	Tax Cost		Unrealized Gain/Loss	Estimated Annual Income		Yield
				Adjusted Original			Accrued Interest		
JPMORGAN INTERNATIONAL CURRENCY INCOME FUND	38,377.635	10.54	404,500.27	418,700.00		(14,199.73)	1,189.70		0.29%
30-Day Annualized Yield 1.09% 4812A3-29-6									
GOLDMAN SACHS TRUST HIGH YIELD FUND INSTITUTIONAL SHS	56,831.400	6.89	391,568.35	401,798.00		(10,229.65)	31,200.43		7.97%
38141W-67-9									
JPMORGAN STRATEGIC INCOME OPPORTUNITIES FUND 3844	49,676.555	11.59	575,751.27	541,257.00		34,494.27	20,317.71	1,291.59	3.53%
30-Day Annualized Yield 2.51% 4812A4-35-1									
JPMORGAN CORE BOND FUND SELECT SHARE CLASS	283,829.028	11.35	3,221,459.47	3,105,491.59		115,967.88	133,399.64	10,217.85	4.14%
FUND 3720									
30-Day Annualized Yield 3.37% 4812C0-38-1									
JPMORGAN HIGH YIELD BOND FUND SELECT CLASS	127,139.241	7.69	977,700.76	1,004,400.00		(26,699.24)	78,826.32	7,755.49	8.06%
FUND 3580									
30-Day Annualized Yield 7.74% 4812C0-80-3									
JPMORGAN SHORT DURATION BOND FUND SELECT CLASS	161,430.682	10.92	1,762,823.05	1,725,000.00		37,823.05	41,971.97	2,905.75	2.38%
FUND 3133									
30-Day Annualized Yield 1.48% 4812C1-33-0									

	Quantity	Price	Market Value	Tax Cost Adjusted Original	Unrealized Gain/Loss	Estimated Annual Income Accrued Interest	Yield
<b>US Fixed Income - Taxable</b>							
ISHARES BARCLAYS TIPS BOND FUND 464287-17-6	2,000.000	106.10	212,200.00	200,524.40	11,675.60	7,526.00	3.55%
<b>Total US Fixed Income - Taxable</b>	<b>719,284.541</b>		<b>\$7,546,003.17</b>	<b>\$7,397,170.99</b>	<b>\$148,832.18</b>	<b>\$314,431.77</b> <b>\$22,170.68</b>	<b>4.17%</b>
<b>Non-US Fixed Income</b>							
DREYFUS/LAUREL FDS TR PRM EMRGN MK I 261980-49-4	14,739.437	13.42	197,803.24	209,300.00	(11,496.76)	2,962.62	1.50%

# J.P.Morgan

B H HOMAN JR CHARITABLE TRUST ACCT P15583001  
As of 5/31/10

## Other Assets Summary

Asset Categories	Beginning Estimated Value	Ending Estimated Value	Change In Value	Current Allocation
Other	0.00	0.00	0.00	

## Other Assets Detail

	Quantity	Price	Estimated Value	Cost Adjusted Original	Estimated Gain/Loss	Accruals
<b>Other</b>						
JPMCB INTERNATIONAL FUND	20,308 000				N/A	
INTEREST IN TAX RECLAIM RECEIVABLE						
Bearer						
15199T-H9-2						
UNITS-JPMCB INTER FIXED INC SEC FD	33,595.000				N/A	
REPRESENTS INTEREST IN RESIDUAL						
BALANCE						
Bearer						
5529JB-9F-7						
UNITS-JPMCB EQUITY & CONV SEC FUND	9,980 000				N/A	
REPRESENTS INTEREST IN RESIDUAL						
BALANCE						
Bearer						
5529JB-92-6						
<b>Total Other</b>	<b>63,883.000</b>		<b>\$0.00</b>	<b>\$0.00</b>	<b>\$0.00</b>	