



See a Social Security Number? Say Something!
Report Privacy Problems to <https://public.resource.org/privacy>
Or call the IRS Identity Theft Hotline at 1-800-908-4490



Form **990-PF**

Department of the Treasury
Internal Revenue Service

Return of Private Foundation
or Section 4947(a)(1) Nonexempt Charitable Trust
Treated as a Private Foundation

Note. The foundation may be able to use a copy of this return to satisfy state reporting requirements

OMB No 1545-0052
2009

For calendar year 2009, or tax year beginning 04-01-2009 , and ending 03-31-2010

G

Check all that apply

☐ Initial return

☐ Initial return of a former public charity

☐ Final return

☐ Amended return

☐ Address change

☐ Name change

Use the IRS label. Otherwise, print or type. See Specific Instructions.	Name of foundation Parker Poe Charitable Trust		A Employer identification number 59-6968647	
	Number and street (or P O box number if mail is not delivered to street address) PO Box 1116		Room/suite	B Telephone number (see page 10 of the instructions) (229) 226-0075
	City or town, state, and ZIP code Thomasville, GA 31799		C If exemption application is pending, check here <input type="checkbox"/> D 1. Foreign organizations, check here <input type="checkbox"/> 2. Foreign organizations meeting the 85% test, check here and attach computation <input type="checkbox"/>	
H Check type of organization <input checked="" type="checkbox"/> Section 501(c)(3) exempt private foundation <input type="checkbox"/> Section 4947(a)(1) nonexempt charitable trust <input type="checkbox"/> Other taxable private foundation			E If private foundation status was terminated under section 507(b)(1)(A), check here <input type="checkbox"/> F If the foundation is in a 60-month termination under section 507(b)(1)(B), check here <input type="checkbox"/>	
I Fair market value of all assets at end of year (from Part II, col. (c), line 16) \$ 8,772,917		J Accounting method <input checked="" type="checkbox"/> Cash <input type="checkbox"/> Accrual <input type="checkbox"/> Other (specify) (Part I, column (d) must be on cash basis.)		

Part I Analysis of Revenue and Expenses (The total of amounts in columns (b), (c), and (d) may not necessarily equal the amounts in column (a) (see page 11 of the instructions))		(a) Revenue and expenses per books	(b) Net investment income	(c) Adjusted net income	(d) Disbursements for charitable purposes (cash basis only)
Revenue	1 Contributions, gifts, grants, etc , received (attach schedule)				
	2 Check <input checked="" type="checkbox"/> if the foundation is not required to attach Sch B				
	3 Interest on savings and temporary cash investments	51,709	51,709		
	4 Dividends and interest from securities.	196,967	196,967		
	5a Gross rents				
	b Net rental income or (loss) _____				
	6a Net gain or (loss) from sale of assets not on line 10	-123,648			
	b Gross sales price for all assets on line 6a _____ 6,203,971				
	7 Capital gain net income (from Part IV , line 2)		0		
	8 Net short-term capital gain				
	9 Income modifications				
	10a Gross sales less returns and allowances				
	b Less Cost of goods sold				
	c Gross profit or (loss) (attach schedule)				
	11 Other income (attach schedule)				
	12 Total. Add lines 1 through 11	125,028	248,676		
Operating and Administrative Expenses	13 Compensation of officers, directors, trustees, etc	63,377	0		0
	14 Other employee salaries and wages				
	15 Pension plans, employee benefits				
	16a Legal fees (attach schedule)				
	b Accounting fees (attach schedule)	8,417	7,154		1,263
	c Other professional fees (attach schedule)	89,019	89,019		0
	17 Interest				
	18 Taxes (attach schedule) (see page 14 of the instructions)	447	3,122		-401
	19 Depreciation (attach schedule) and depletion				
	20 Occupancy				
	21 Travel, conferences, and meetings				
	22 Printing and publications				
	23 Other expenses (attach schedule)	9,342	7,941		1,401
	24 Total operating and administrative expenses.				
	Add lines 13 through 23	170,602	107,236		2,263
	25 Contributions, gifts, grants paid	554,684			554,684
	26 Total expenses and disbursements. Add lines 24 and 25	725,286	107,236		556,947
	27 Subtract line 26 from line 12				
	a Excess of revenue over expenses and disbursements	-600,258			
	b Net investment income (if negative, enter -0-)		141,440		
	c Adjusted net income (if negative, enter -0-)				

Part II Balance Sheets		Attached schedules and amounts in the description column should be for end-of-year amounts only (See instructions)	Beginning of year	End of year	
			(a) Book Value	(b) Book Value	(c) Fair Market Value
Assets	1	Cash—non-interest-bearing	5,971	7,841	7,841
	2	Savings and temporary cash investments	3,878,814	2,612,674	2,612,674
	3	Accounts receivable ▶ _____ Less allowance for doubtful accounts ▶ _____			
	4	Pledges receivable ▶ _____ Less allowance for doubtful accounts ▶ _____			
	5	Grants receivable			
	6	Receivables due from officers, directors, trustees, and other disqualified persons (attach schedule) (see page 15 of the instructions)			
	7	Other notes and loans receivable (attach schedule) ▶ _____ Less allowance for doubtful accounts ▶ _____			
	8	Inventories for sale or use			
	9	Prepaid expenses and deferred charges			
	10a	Investments—U S and state government obligations (attach schedule)			
	b	Investments—corporate stock (attach schedule)	4,490,080	5,154,092	6,152,402
	c	Investments—corporate bonds (attach schedule)			
	11	Investments—land, buildings, and equipment basis ▶ _____ Less accumulated depreciation (attach schedule) ▶ _____			
	12	Investments—mortgage loans			
	13	Investments—other (attach schedule)			
	14	Land, buildings, and equipment basis ▶ _____ Less accumulated depreciation (attach schedule) ▶ _____			
15	Other assets (describe ▶ _____)				
16	Total assets (to be completed by all filers—see the instructions Also, see page 1, item I)	8,374,865	7,774,607	8,772,917	
Liabilities	17	Accounts payable and accrued expenses			
	18	Grants payable			
	19	Deferred revenue			
	20	Loans from officers, directors, trustees, and other disqualified persons			
	21	Mortgages and other notes payable (attach schedule)			
	22	Other liabilities (describe ▶ _____)			
	23	Total liabilities (add lines 17 through 22)	0	0	
Net Assets or Fund Balances	Foundations that follow SFAS 117, check here ▶ <input checked="" type="checkbox"/> and complete lines 24 through 26 and lines 30 and 31.				
	24	Unrestricted	-4,534,008	-5,134,266	
	25	Temporarily restricted			
	26	Permanently restricted	12,908,873	12,908,873	
	Foundations that do not follow SFAS 117, check here ▶ <input type="checkbox"/> and complete lines 27 through 31.				
	27	Capital stock, trust principal, or current funds			
	28	Paid-in or capital surplus, or land, bldg , and equipment fund			
	29	Retained earnings, accumulated income, endowment, or other funds			
	30	Total net assets or fund balances (see page 17 of the instructions)	8,374,865	7,774,607	
	31	Total liabilities and net assets/fund balances (see page 17 of the instructions)	8,374,865	7,774,607	

Part III Analysis of Changes in Net Assets or Fund Balances		
1	Total net assets or fund balances at beginning of year—Part II, column (a), line 30 (must agree with end-of-year figure reported on prior year’s return)	1 8,374,865
2	Enter amount from Part I, line 27a	2 -600,258
3	Other increases not included in line 2 (itemize) ▶ _____	3 0
4	Add lines 1, 2, and 3	4 7,774,607
5	Decreases not included in line 2 (itemize) ▶ _____	5 0
6	Total net assets or fund balances at end of year (line 4 minus line 5)—Part II, column (b), line 30 . .	6 7,774,607

Part IV

Capital Gains and Losses for Tax on Investment Income

(a) List and describe the kind(s) of property sold (e g , real estate, 2-story brick warehouse, or common stock, 200 shs MLC Co)		(b) How acquired P—Purchase D—Donation	(c) Date acquired (mo , day, yr)	(d) Date sold (mo , day, yr)
1a	See Additional Data Table			
b				
c				
d				
e				
(e) Gross sales price		(f) Depreciation allowed (or allowable)	(g) Cost or other basis plus expense of sale	(h) Gain or (loss) (e) plus (f) minus (g)
a	See Additional Data Table			
b				
c				
d				
e				
Complete only for assets showing gain in column (h) and owned by the foundation on 12/31/69			(I) Gains (Col (h) gain minus col (k), but not less than -0-) or Losses (from col (h))	
(i) F M V as of 12/31/69		(j) Adjusted basis as of 12/31/69	(k) Excess of col (i) over col (j), if any	
a	See Additional Data Table			
b				
c				
d				
e				
2	Capital gain net income or (net capital loss)		2	-123,648
If gain, also enter in Part I, line 7 If (loss), enter -0- in Part I, line 7				
3	Net short-term capital gain or (loss) as defined in sections 1222(5) and (6)		3	
If gain, also enter in Part I, line 8, column (c) (see pages 13 and 17 of the instructions) If (loss), enter -0- in Part I, line 8				

Part V

Qualification Under Section 4940(e) for Reduced Tax on Net Investment Income




(For optional use by domestic private foundations subject to the section 4940(a) tax on net investment income)

If section 4940(d)(2) applies, leave this part blank





Was the foundation liable for the section 4942 tax on the distributable amount of any year in the base period? ☐ Yes ☒ No
If "Yes," the foundation does not qualify under section 4940(e) Do not complete this part

1 Enter the appropriate amount in each column for each year, see page 18 of the instructions before making any entries				
(a) Base period years Calendar year (or tax year beginning in)	(b) Adjusted qualifying distributions	(c) Net value of noncharitable-use assets	(d) Distribution ratio (col (b) divided by col (c))	
2008	750,456	9,316,868	0 080548	
2007	924,130	10,076,837	0 091708	
2006	902,982	10,544,110	0 085639	
2005	1,024,722	12,007,228	0 085342	
2004	650,939	11,544,899	0 056383	
2	Total of line 1, column (d).		2	0 399620
3	Average distribution ratio for the 5-year base period—divide the total on line 2 by 5, or by the number of years the foundation has been in existence if less than 5 years		3	0 079924
4	Enter the net value of noncharitable-use assets for 2009 from Part X, line 5.		4	8,136,761
5	Multiply line 4 by line 3.		5	650,322
6	Enter 1% of net investment income (1% of Part I, line 27b).		6	1,414
7	Add lines 5 and 6.		7	651,736
8	Enter qualifying distributions from Part XII, line 4.		8	556,947
If line 8 is equal to or greater than line 7, check the box in Part VI, line 1b, and complete that part using a 1% tax rate See the Part VI instructions on page 18				

Part VIExcise Tax Based on Investment Income (Section 4940(a), 4940(b), 4940(e), or 4948—see page 18 of the instructions)

1a		Exempt operating foundations described in section 4940(d)(2), check here <input type="checkbox"/> and enter "N/A" on line 1				
		Date of ruling or determination letter _____ (attach copy of letter if necessary—see instructions)				
b		Domestic foundations that meet the section 4940(e) requirements in Part V, check here <input type="checkbox"/> and enter 1% of Part I, line 27b		1	2,829	
c		All other domestic foundations enter 2% of line 27b Exempt foreign organizations enter 4% of Part I, line 12, col (b)				
2		Tax under section 511 (domestic section 4947(a)(1) trusts and taxable foundations only Others enter -0-)		2	0	
3		Add lines 1 and 2.		3	2,829	
4		Subtitle A (income) tax (domestic section 4947(a)(1) trusts and taxable foundations only Others enter -0-)		4	0	
5		Tax based on investment income. Subtract line 4 from line 3 If zero or less, enter -0-		5	2,829	
6		Credits/Payments				
a		2009 estimated tax payments and 2008 overpayment credited to 2009	6a	6,675		
b		Exempt foreign organizations—tax withheld at source	6b			
c		Tax paid with application for extension of time to file (Form 8868)	6c			
d		Backup withholding erroneously withheld	6d			
7		Total credits and payments Add lines 6a through 6d.		7	6,675	
8		Enter any penalty for underpayment of estimated tax Check here <input checked="" type="checkbox"/> if Form 2220 is attached 		8		
9		Tax due. If the total of lines 5 and 8 is more than line 7, enter amount owed		9		
10		Overpayment. If line 7 is more than the total of lines 5 and 8, enter the amount overpaid.		10	3,846	
11		Enter the amount of line 10 to be Credited to 2010 estimated tax 	3,846	Refunded 	11	0

Part VII-AStatements Regarding Activities

1a	During the tax year, did the foundation attempt to influence any national, state, or local legislation or did it participate or intervene in any political campaign?		Yes	No
		1a		No
b	Did it spend more than \$100 during the year (either directly or indirectly) for political purposes (see page 19 of the instructions for definition)?			No
	If the answer is "Yes" to 1a or 1b, attach a detailed description of the activities and copies of any materials published or distributed by the foundation in connection with the activities.			
c	Did the foundation file Form 1120-POL for this year?.	1c		No
d	Enter the amount (if any) of tax on political expenditures (section 4955) imposed during the year (1) On the foundation  \$ _____ 0 (2) On foundation managers  \$ _____ 0			
e	Enter the reimbursement (if any) paid by the foundation during the year for political expenditure tax imposed on foundation managers  \$ _____ 0			
2	Has the foundation engaged in any activities that have not previously been reported to the IRS? If "Yes," attach a detailed description of the activities.	2		No
3	Has the foundation made any changes, not previously reported to the IRS, in its governing instrument, articles of incorporation, or bylaws, or other similar instruments? If "Yes," attach a conformed copy of the changes	3		No
4a	Did the foundation have unrelated business gross income of \$1,000 or more during the year?.	4a		No
b	If "Yes," has it filed a tax return on Form 990-T for this year?.	4b		
5	Was there a liquidation, termination, dissolution, or substantial contraction during the year? If "Yes," attach the statement required by General Instruction T.	5		No
6	Are the requirements of section 508(e) (relating to sections 4941 through 4945) satisfied either • By language in the governing instrument, or • By state legislation that effectively amends the governing instrument so that no mandatory directions that conflict with the state law remain in the governing instrument?	6	Yes	
7	Did the foundation have at least \$5,000 in assets at any time during the year? If "Yes," complete Part II, col (c), and Part XV	7	Yes	
8a	Enter the states to which the foundation reports or with which it is registered (see page 19 of the instructions)  GA _____			
b	If the answer is "Yes" to line 7, has the foundation furnished a copy of Form 990-PF to the Attorney General (or designate) of each state as required by General Instruction G? If "No," attach explanation .	8b	Yes	
9	Is the foundation claiming status as a private operating foundation within the meaning of section 4942(j)(3) or 4942(j)(5) for calendar year 2009 or the taxable year beginning in 2009 (see instructions for Part XIV on page 27)? If "Yes," complete Part XIV	9		No
10	Did any persons become substantial contributors during the tax year? If "Yes," attach a schedule listing their names and addresses	10		No

Part VII-A

Statements Regarding Activities (continued)

11	At any time during the year, did the foundation, directly or indirectly, own a controlled entity within the meaning of section 512(b)(13)? If "Yes," attach schedule (see page 20 of the instructions).	11		No
12	Did the foundation acquire a direct or indirect interest in any applicable insurance contract before August 17, 2008?	12		No
13	Did the foundation comply with the public inspection requirements for its annual returns and exemption application? Website address N/A	13	Yes	
14	The books are in care of M H ALLEN Telephone no (229) 225-1500 Located at 135 S MADISON ST THOMASVILLE GA ZIP+4 31792			
15	Section 4947(a)(1) nonexempt charitable trusts filing Form 990-PF in lieu of Form 1041 —Check here and enter the amount of tax-exempt interest received or accrued during the year.			
		15		

Part VII-B

Statements Regarding Activities for Which Form 4720 May Be Required

File Form 4720 if any item is checked in the "Yes" column, unless an exception applies.			Yes	No
1a	During the year did the foundation (either directly or indirectly) (1) Engage in the sale or exchange, or leasing of property with a disqualified person? Yes No (2) Borrow money from, lend money to, or otherwise extend credit to (or accept it from) a disqualified person?. Yes No (3) Furnish goods, services, or facilities to (or accept them from) a disqualified person? Yes No (4) Pay compensation to, or pay or reimburse the expenses of, a disqualified person? Yes No (5) Transfer any income or assets to a disqualified person (or make any of either available for the benefit or use of a disqualified person)?. Yes No (6) Agree to pay money or property to a government official? (Exception. Check "No" if the foundation agreed to make a grant to or to employ the official for a period after termination of government service, if terminating within 90 days). Yes No			
b	If any answer is "Yes" to 1a(1)–(6), did any of the acts fail to qualify under the exceptions described in Regulations section 53.4941(d)-3 or in a current notice regarding disaster assistance (see page 20 of the instructions)?. Organizations relying on a current notice regarding disaster assistance check here.	1b		
c	Did the foundation engage in a prior year in any of the acts described in 1a, other than excepted acts, that were not corrected before the first day of the tax year beginning in 2009?.	1c		No
2	Taxes on failure to distribute income (section 4942) (does not apply for years the foundation was a private operating foundation defined in section 4942(j)(3) or 4942(j)(5))			
a	At the end of tax year 2009, did the foundation have any undistributed income (lines 6d and 6e, Part XIII) for tax year(s) beginning before 2009?. If "Yes," list the years 20____, 20____, 20____, 20____			
b	Are there any years listed in 2a for which the foundation is not applying the provisions of section 4942(a)(2) (relating to incorrect valuation of assets) to the year's undistributed income? (If applying section 4942(a)(2) to all years listed, answer "No" and attach statement—see page 20 of the instructions).	2b		
c	If the provisions of section 4942(a)(2) are being applied to any of the years listed in 2a, list the years here 20____, 20____, 20____, 20____			
3a	Did the foundation hold more than a 2% direct or indirect interest in any business enterprise at any time during the year?. Yes No			
b	If "Yes," did it have excess business holdings in 2009 as a result of (1) any purchase by the foundation or disqualified persons after May 26, 1969, (2) the lapse of the 5-year period (or longer period approved by the Commissioner under section 4943(c)(7)) to dispose of holdings acquired by gift or bequest, or (3) the lapse of the 10-, 15-, or 20-year first phase holding period? (Use Schedule C, Form 4720, to determine if the foundation had excess business holdings in 2009.).	3b		
4a	Did the foundation invest during the year any amount in a manner that would jeopardize its charitable purposes?	4a		No
b	Did the foundation make any investment in a prior year (but after December 31, 1969) that could jeopardize its charitable purpose that had not been removed from jeopardy before the first day of the tax year beginning in 2009?	4b		No

Part VII-B

Statements Regarding Activities for Which Form 4720 May Be Required (continued)

5a

During the year did the foundation pay or incur any amount to

(1)

Carry on propaganda, or otherwise attempt to influence legislation (section 4945(e))?

Yes

No

(2)

Influence the outcome of any specific public election (see section 4955), or to carry on, directly or indirectly, any voter registration drive?

Yes

No

(3)

Provide a grant to an individual for travel, study, or other similar purposes?

Yes

No

(4)

Provide a grant to an organization other than a charitable, etc , organization described in section 509(a)(1), (2), or (3), or section 4940(d)(2)? (see page 22 of the instructions).

Yes

No

(5)

Provide for any purpose other than religious, charitable, scientific, literary, or educational purposes, or for the prevention of cruelty to children or animals?

Yes

No

5b

If any answer is "Yes" to 5a(1)–(5), did any of the transactions fail to qualify under the exceptions described in Regulations section 53.4945 or in a current notice regarding disaster assistance (see page 22 of the instructions)? Organizations relying on a current notice regarding disaster assistance check here.

c

If the answer is "Yes" to question 5a(4), does the foundation claim exemption from the tax because it maintained expenditure responsibility for the grant? If "Yes," attach the statement required by Regulations section 53.4945–5(d).

Yes

No

6a

Did the foundation, during the year, receive any funds, directly or indirectly, to pay premiums on a personal benefit contract?

Yes

No

b

Did the foundation, during the year, pay premiums, directly or indirectly, on a personal benefit contract? If "Yes" to 6b, file Form 8870.

Yes

No

6b

No

7a

At any time during the tax year, was the foundation a party to a prohibited tax shelter transaction?

Yes

No

b

If yes, did the foundation receive any proceeds or have any net income attributable to the transaction?

Yes

No

7b

Part VIII

Information About Officers, Directors, Trustees, Foundation Managers, Highly Paid Employees, and Contractors

1

List all officers, directors, trustees, foundation managers and their compensation (see page 22 of the instructions).

(a) Name and address	(b) Title, and average hours per week devoted to position	(c) Compensation (If not paid, enter -0-)	(d) Contributions to employee benefit plans and deferred compensation	(e) Expense account, other allowances
M H ALLEN	TRUSTEE	63,377	0	0
PO BOX 1116	10 00			
THOMASVILLE, GA 31799				
KATE IRELAND	TRUSTEE	0	0	0
RT 1 BOX 530	2 00			
TALLAHASSEE, FL 32312				

2

Compensation of five highest-paid employees (other than those included on line 1—see page 23 of the instructions). If none, enter "NONE."

(a) Name and address of each employee paid more than \$50,000	(b) Title, and average hours per week devoted to position	(c) Compensation	(d) Contributions to employee benefit plans and deferred compensation	(e) Expense account, other allowances
NONE				

Total

number of other employees paid over \$50,000.

0

Part VIII

Information About Officers, Directors, Trustees, Foundation Managers, Highly Paid Employees, and Contractors (continued)

3 Five highest-paid independent contractors for professional services (see page 23 of the instructions). If none, enter "NONE".		
(a) Name and address of each person paid more than \$50,000	(b) Type of service	(c) Compensation
ALLEN MOONEY & BARNES INVESTMENT ADV	INVESTMENT	89,019
135 SOUTH MADISON STREET		
THOMASVILLE,GA 31792		
Total number of others receiving over \$50,000 for professional services.		0

Part IX-A

Summary of Direct Charitable Activities

List the foundation's four largest direct charitable activities during the tax year. Include relevant statistical information such as the number of organizations and other beneficiaries served, conferences convened, research papers produced, etc.	Expenses
1 THE FOUNDATION CREATED BY THE WILL OF PARKER POE PROVIDES GRANTS AND CONTRIBUTIONS TO QUAILIFIED PUBLIC CHARITIES FOR EDUCATION, ARTS,AND OTHER CHARITABLE PURSUITS	554,684
2 THE PARKER POE CHARITABLE TRUST IS NOT A PRIVATE OPERATING FOUNDATION	0
3	
4	

Part IX-B

Summary of Program-Related Investments (see page 23 of the instructions)

Describe the two largest program-related investments made by the foundation during the tax year on lines 1 and 2	Amount
1	
2	
All other program-related investments. See page 24 of the instructions.	
3	
Total. Add lines 1 through 3.	0

Part X

Minimum Investment Return (All domestic foundations must complete this part. Foreign foundations, see page 24 of the instructions.)

1	Fair market value of assets not used (or held for use) directly in carrying out charitable, etc , purposes		
a	Average monthly fair market value of securities.	1a	7,139,717
b	Average of monthly cash balances.	1b	1,120,954
c	Fair market value of all other assets (see page 24 of the instructions).	1c	0
d	Total (add lines 1a, b, and c).	1d	8,260,671
e	Reduction claimed for blockage or other factors reported on lines 1a and 1c (attach detailed explanation).	1e	0
2	Acquisition indebtedness applicable to line 1 assets.	2	0
3	Subtract line 2 from line 1d.	3	8,260,671
4	Cash deemed held for charitable activities Enter 1 1/2% of line 3 (for greater amount, see page 25 of the instructions).	4	123,910
5	Net value of noncharitable-use assets. Subtract line 4 from line 3 Enter here and on Part V, line 4	5	8,136,761
6	Minimum investment return. Enter 5% of line 5.	6	406,838

Part XI

Distributable Amount (see page 25 of the instructions) (Section 4942(j)(3) and (j)(5) private operating foundations and certain foreign organizations check here ☒ and do not complete this part.)

1	Minimum investment return from Part X, line 6.	1	406,838
2a	Tax on investment income for 2009 from Part VI, line 5.	2a	2,829
b	Income tax for 2009 (This does not include the tax from Part VI).	2b	
c	Add lines 2a and 2b.	2c	2,829
3	Distributable amount before adjustments Subtract line 2c from line 1.	3	404,009
4	Recoveries of amounts treated as qualifying distributions.	4	0
5	Add lines 3 and 4.	5	404,009
6	Deduction from distributable amount (see page 25 of the instructions).	6	0
7	Distributable amount as adjusted Subtract line 6 from line 5 Enter here and on Part XIII, line 1.	7	404,009

Part XII

Qualifying Distributions (see page 25 of the instructions)

1	Amounts paid (including administrative expenses) to accomplish charitable, etc , purposes		
a	Expenses, contributions, gifts, etc —total from Part I, column (d), line 26.	1a	556,947
b	Program-related investments—total from Part IX-B.	1b	0
2	Amounts paid to acquire assets used (or held for use) directly in carrying out charitable, etc , purposes.	2	
3	Amounts set aside for specific charitable projects that satisfy the		
a	Suitability test (prior IRS approval required).	3a	
b	Cash distribution test (attach the required schedule).	3b	
4	Qualifying distributions. Add lines 1a through 3b Enter here and on Part V, line 8, and Part XIII, line 4	4	556,947
5	Foundations that qualify under section 4940(e) for the reduced rate of tax on net investment income Enter 1% of Part I, line 27b (see page 26 of the instructions).	5	0
6	Adjusted qualifying distributions. Subtract line 5 from line 4.	6	556,947
Note: The amount on line 6 will be used in Part V, column (b), in subsequent years when calculating whether the foundation qualifies for the section 4940(e) reduction of tax in those years			

Part XIII

Undistributed Income (see page 26 of the instructions)

		(a) Corpus	(b) Years prior to 2008	(c) 2008	(d) 2009
1	Distributable amount for 2009 from Part XI, line 7				404,009
2	Undistributed income, if any, as of the end of 2008				
a	Enter amount for 2008 only.			0	
b	Total for prior years 20____, 20____, 20____		0		
3	Excess distributions carryover, if any, to 2009				
a	From 2004.				88,332
b	From 2005.				433,687
c	From 2006.				383,454
d	From 2007.				436,770
e	From 2008.				287,263
f	Total of lines 3a through e.	1,629,506			
4	Qualifying distributions for 2009 from Part XII, line 4 ▶ \$ 556,947				
a	Applied to 2008, but not more than line 2a			0	
b	Applied to undistributed income of prior years (Election required—see page 26 of the instructions)		0		
c	Treated as distributions out of corpus (Election required—see page 26 of the instructions). . .	0			
d	Applied to 2009 distributable amount.				404,009
e	Remaining amount distributed out of corpus	152,938			
5	Excess distributions carryover applied to 2009 (If an amount appears in column (d), the same amount must be shown in column (a).)	0			0
6	Enter the net total of each column as indicated below:				
a	Corpus Add lines 3f, 4c, and 4e Subtract line 5	1,782,444			
b	Prior years' undistributed income Subtract line 4b from line 2b.		0		
c	Enter the amount of prior years' undistributed income for which a notice of deficiency has been issued, or on which the section 4942(a) tax has been previously assessed.		0		
d	Subtract line 6c from line 6b Taxable amount—see page 27 of the instructions . . .		0		
e	Undistributed income for 2008 Subtract line 4a from line 2a Taxable amount—see page 27 of the instructions			0	
f	Undistributed income for 2009 Subtract lines 4d and 5 from line 1 This amount must be distributed in 2010				0
7	Amounts treated as distributions out of corpus to satisfy requirements imposed by section 170(b)(1)(F) or 4942(g)(3) (see page 27 of the instructions)	0			
8	Excess distributions carryover from 2004 not applied on line 5 or line 7 (see page 27 of the instructions)	88,332			
9	Excess distributions carryover to 2010. Subtract lines 7 and 8 from line 6a	1,694,112			
10	Analysis of line 9				
a	Excess from 2005.				433,687
b	Excess from 2006.				383,454
c	Excess from 2007.				436,770
d	Excess from 2008.				287,263
e	Excess from 2009.				152,938

Part XIVPrivate Operating Foundations (see page 27 of the instructions and Part VII-A, question 9)

1a

If the foundation has received a ruling or determination letter that it is a private operating foundation, and the ruling is effective for 2009, enter the date of the ruling.

b

Check box to indicate whether the organization is a private operating foundation described in section 4942(j)(3) or 4942(j)(5)

☐ 4942(j)(3) or ☐ 4942(j)(5)

2a	Enter the lesser of the adjusted net income from Part I or the minimum investment return from Part X for each year listed	Tax year	Prior 3 years			(e) Total
		(a) 2009	(b) 2008	(c) 2007	(d) 2006	
b	85% of line 2a					
c	Qualifying distributions from Part XII, line 4 for each year listed					
d	Amounts included in line 2c not used directly for active conduct of exempt activities					
e	Qualifying distributions made directly for active conduct of exempt activities. Subtract line 2d from line 2c					
3	Complete 3a, b, or c for the alternative test relied upon					
a	"Assets" alternative test—enter					
	(1) Value of all assets					
	(2) Value of assets qualifying under section 4942(j)(3)(B)(i)					
b	"Endowment" alternative test— enter 2/3 of minimum investment return shown in Part X, line 6 for each year listed.					
c	"Support" alternative test—enter					
	(1) Total support other than gross investment income (interest, dividends, rents, payments on securities loans (section 512(a)(5)), or royalties)					
	(2) Support from general public and 5 or more exempt organizations as provided in section 4942(j)(3)(B)(iii).					
	(3) Largest amount of support from an exempt organization					
	(4) Gross investment income					

Part XVSupplementary Information (Complete this part only if the organization had \$5,000 or more in assets at any time during the year—see page 27 of the instructions.)

1

Information Regarding Foundation Managers:

a

List any managers of the foundation who have contributed more than 2% of the total contributions received by the foundation before the close of any tax year (but only if they have contributed more than \$5,000) (See section 507(d)(2))

b

List any managers of the foundation who own 10% or more of the stock of a corporation (or an equally large portion of the ownership of a partnership or other entity) of which the foundation has a 10% or greater interest

2

Information Regarding Contribution, Grant, Gift, Loan, Scholarship, etc., Programs:

Check here ☒ if the foundation only makes contributions to preselected charitable organizations and does not accept unsolicited requests for funds. If the foundation makes gifts, grants, etc. (see page 28 of the instructions) to individuals or organizations under other conditions, complete items 2a, b, c, and d.

a

The name, address, and telephone number of the person to whom applications should be addressed

b

The form in which applications should be submitted and information and materials they should include

c

Any submission deadlines

d

Any restrictions or limitations on awards, such as by geographical areas, charitable fields, kinds of institutions, or other factors

Part XV

Supplementary Information (continued)

3 Grants and Contributions Paid During the Year or Approved for Future Payment

Recipient	If recipient is an individual, show any relationship to any foundation manager or substantial contributor	Foundation status of recipient	Purpose of grant or contribution	Amount
Name and address (home or business)				
a Paid during the year See Additional Data Table				
Total			▶ 3a	554,684
b Approved for future payment				
Total			▶ 3b	0

Enter gross amounts unless otherwise indicated

Part XVI-B Relationship of Activities to the Accomplishment of Exempt Purposes

Form **990-PF** (2009)

1 Did the organization directly or indirectly engage in any of the following with any other organization described in section 501(c) of the Code (other than section 501(c)(3) organizations) or in section 527, relating to political organizations?		Yes	No
a Transfers from the reporting foundation to a noncharitable exempt organization of			
(1) Cash.	1a(1)		No
(2) Other assets.	1a(2)		No
b Other transactions			
(1) Sales of assets to a noncharitable exempt organization.	1b(1)		No
(2) Purchases of assets from a noncharitable exempt organization.	1b(2)		No
(3) Rental of facilities, equipment, or other assets.	1b(3)		No
(4) Reimbursement arrangements.	1b(4)		No
(5) Loans or loan guarantees.	1b(5)		No
(6) Performance of services or membership or fundraising solicitations.	1b(6)		No
c Sharing of facilities, equipment, mailing lists, other assets, or paid employees.	1c		No
d If the answer to any of the above is "Yes," complete the following schedule. Column (b) should always show the fair market value of the goods, other assets, or services given by the reporting foundation. If the foundation received less than fair market value in any transaction or sharing arrangement, show in column (d) the value of the goods, other assets, or services received			




[illegible]

2a Is the foundation directly or indirectly affiliated with, or related to, one or more tax-exempt organizations described in section 501(c) of the Code (other than section 501(c)(3)) or in section 527? ☐ Yes ☒ No

b If "Yes," complete the following schedule

(a) Name of organization	(b) Type of organization	(c) Description of relationship

Sign Here

Under penalties of perjury, I declare that I have examined this return, including accompanying schedules and statements, and to the best of my knowledge and belief, it is true, correct, and complete Declaration of preparer (other than taxpayer or fiduciary) is based on all information of which preparer has any knowledge				
*****			2010-08-16	*****
Signature of officer or trustee			Date	Title
Paid Preparer's Use Only	Preparer's Signature  Robert Milberg		Date	Check if self-employed 
	Preparer's identifying number (see Signature on page 30 of the instructions)			
	Firm's name (or yours if self-employed), address, and ZIP code		EIN 	
Lanigan & Associates P C		314 Gordon Avenue		Phone no (229) 226-8320
Thomasville, GA 31792				

Additional Data

Software ID: 09000028
Software Version: 2009.04011
EIN: 59-6968647
Name: Parker Poe Charitable Trust

Form 990PF Part IV - Capital Gains and Losses for Tax on Investment Income - Columns a - d

(a) List and describe the kind(s) of property sold (e g , real estate, 2-story brick warehouse, or common stock, 200 shs MLC Co)	(b) How acquired P—Purchase D—Donation	(c) Date acquired (mo , day, yr)	(d) Date sold (mo , day, yr)
500000 shs Ameris 1 year CD 2 750% Due 12-21-09	P	2008-12-21	2009-12-21
250000 shs Bank of Camilla 1 yr CD 3 000% Due 12-25-09	P	2008-12-25	2009-12-25
200000 shs Bank of Camilla 12 month CD 2 750% Due 02-02-10	P	2009-01-26	2010-02-02
1000 shs Becton Dickinson & Company	P	2009-05-12	2009-06-09
1500 shs Bristol Myers Squibb Company	P	2008-11-18	2010-01-21
2500 shs Bristol Myers Squibb Company	P	2009-05-01	2010-01-21
1000 shs BURLINGTON NORTHERN SANTA FE COM	P	2009-05-01	2009-09-15
8000 shs Cbs Corporation New Class B	P	2009-07-31	2009-08-03
1000 shs Cliffs Natural Resources Incorporated	P	2008-12-15	2009-05-01
250 shs Cme Group Incorporated	P	2008-12-15	2009-05-11
2000 shs Conocophillips	P	2009-08-28	2009-10-19
2200 shs Dell Incorporated	P	2008-03-26	2009-05-20
1000 shs Exxon Mobil Corporation	P	1991-03-26	2009-09-09
1000 shs Exxon Mobil Corporation	P	1991-03-26	2010-03-18
250000 shs FMB 12 month CD 2 700% Due 02-02-10	P	2009-01-26	2010-02-02
317964 shs FMB 13 Month CD 4 250% Due 09-30-09	P	2008-08-26	2009-09-30
2000 shs Harris Corporation Del	P	2009-07-10	2009-07-16
2500 shs International Paper Company	P	2008-12-09	2009-05-01
2000 shs Itron Incorporated	P	2009-07-20	2010-01-21
2000 shs Kinetic Concepts Incorporated Com New	P	2009-07-10	2009-07-21
2500 shs Kroger Company	P	2009-10-01	2009-10-09
3000 shs Mcdermott International Incorporated (PANA	P	2009-04-28	2009-05-12
8000 shs Mcmoran Exploration Company	P	2009-08-20	2009-08-26
2000 shs Metropcs Communications Incorporated	P	2009-05-27	2009-09-11
2000 shs Metropcs Communications Incorporated	P	2009-05-27	2009-10-09
4000 shs Newell Rubbermaid Incorporated	P	2009-07-29	2009-08-04
4000 shs POWERSHS WILDERHILL CLEAN ENERGY CLOSED-EN	P	2008-02-20	2009-05-11
5000 shs Sara Lee Corporation	P	2009-06-18	2009-07-01
5000 shs Sara Lee Corporation	P	2009-08-18	2009-10-19
2000 shs Smith International Incorporated	P	2009-09-22	2010-01-21

Form 990PF Part IV - Capital Gains and Losses for Tax on Investment Income - Columns e - h

(e) Gross sales price	(f) Depreciation allowed (or allowable)	(g) Cost or other basis plus expense of sale	(h) Gain or (loss) (e) plus (f) minus (g)
500,000		500,000	0
250,000		250,000	0
200,000		200,000	0
68,345		63,235	5,110
37,338		29,435	7,903
62,231		47,985	14,246
83,863		68,810	15,053
72,845		65,073	7,772
25,076		28,141	-3,065
60,498		52,491	8,007
106,304		91,957	14,347
25,245		44,700	-19,455
70,923		14,875	56,048
67,446		14,875	52,571
250,000		250,000	0
317,964		317,964	0
59,347		54,975	4,372
32,739		31,681	1,058
136,307		111,569	24,738
56,106		50,535	5,571
55,014		51,685	3,329
56,896		45,962	10,934
67,963		62,932	5,031
19,265		33,437	-14,172
15,925		33,437	-17,512
54,884		48,755	6,129
38,684		84,434	-45,750
49,914		45,393	4,521
57,364		46,817	10,547
61,624		58,915	2,709

Form 990PF Part IV - Capital Gains and Losses for Tax on Investment Income - Columns i - l

Complete only for assets showing gain in column (h) and owned by the foundation on 12/31/69			(l) Gains (Col (h) gain minus col (k), but not less than -0-) or Losses (from col (h))
(i) FMV as of 12/31/69	(j) Adjusted basis as of 12/31/69	(k) Excess of col (i) over col (j), if any	
			0
			0
			0
			5,110
			7,903
			14,246
			15,053
			7,772
			-3,065
			8,007
			14,347
			-19,455
			56,048
			52,571
			0
			0
			4,372
			1,058
			24,738
			5,571
			3,329
			10,934
			5,031
			-14,172
			-17,512
			6,129
			-45,750
			4,521
			10,547
			2,709

Form 990PF Part IV - Capital Gains and Losses for Tax on Investment Income - Columns a - d

(a) List and describe the kind(s) of property sold (e g , real estate, 2-story brick warehouse, or common stock, 200 shs MLC Co)	(b) How acquired P—Purchase D—Donation	(c) Date acquired (mo , day, yr)	(d) Date sold (mo , day, yr)
3000 shs Smucker J M Company Com New	P	2009-06-03	2009-06-18
1500 shs Stericycle Incorporated	P	2009-05-15	2009-07-30
4000 shs Sysco Corporation	P	2009-08-20	2009-09-15
2000 shs Thomas & Betts Corporation	P	2009-09-17	2010-03-18
5000 shs Titanium Metals Corporation Com New	P	2009-09-09	2009-09-11
2000 shs Xto Energy Incorporated	P	2009-05-15	2009-05-20
2000 shs Yahoo Incorporated	P	2009-03-12	2009-06-24
2000 shs Zimmer Hldgs Incorporated	P	2009-05-15	2009-05-20
1925 shs Archer Daniels Midland Company	P	2007-07-10	2009-05-20
1325 shs Bank Of America Corporation	P	2007-02-02	2009-05-27
230 shs Caterpillar Incorporated Del	P	2008-12-17	2010-01-05
1145 shs Caterpillar Incorporated Del	P	2008-12-17	2010-01-19
1100 shs Cemex Sab De Cv Spon Adr New (MEXICO)	P	2008-12-09	2010-01-05
4646 shs Cemex Sab De Cv Spon Adr New (MEXICO)	P	2008-12-09	2010-02-02
250 shs Central European Dist Corporation	P	2009-06-11	2010-01-05
1425 shs Central European Dist Corporation	P	2009-06-11	2010-03-03
1 shs Centurytel Incorporated	P	2009-06-11	2009-07-13
50 shs Centurytel Incorporated	P	2009-06-11	2010-01-05
160 shs Chevron Corporation New	P	2007-05-30	2010-01-05
1075 shs COCA COLA COM	P	2006-12-08	2010-01-05
350 shs COCA COLA COM	P	2006-12-08	2010-03-02
1275 shs COCA COLA COM	P	2007-09-07	2010-03-02
375 shs COCA COLA COM	P	2008-01-10	2010-03-02
1825 shs Conocophillips	P	2003-07-01	2010-01-05
375 shs DIAGEO PLC SPSD ADR NEW	P	2006-09-26	2010-01-05
970 shs Diamonds Trust Series 1	P	2009-12-09	2010-02-19
775 shs DTE ENERGY COMPANY	P	2008-06-16	2010-01-05
160 shs Eastman Chemical Company	P	2009-04-27	2010-01-05
1140 shs Eastman Chemical Company	P	2009-04-27	2010-02-02
50 shs Enerplus Res Fd Unit Tr G New (CANADA)	P	2009-06-11	2010-01-05

Form 990PF Part IV - Capital Gains and Losses for Tax on Investment Income - Columns e - h

(e) Gross sales price	(f) Depreciation allowed (or allowable)	(g) Cost or other basis plus expense of sale	(h) Gain or (loss) (e) plus (f) minus (g)
143,481		128,555	14,926
77,893		77,274	619
103,069		97,635	5,434
77,221		57,647	19,574
50,214		46,434	3,780
87,823		80,282	7,541
30,888		26,571	4,317
91,805		87,513	4,292
50,233		69,623	-19,390
14,831		70,199	-55,368
13,574		10,087	3,487
69,718		50,217	19,501
13,771		11,111	2,660
44,856		46,928	-2,072
7,286		8,093	-807
46,917		46,130	787
23		24	-1
1,809		1,629	180
12,624		12,925	-301
60,733		52,614	8,119
18,691		17,130	1,561
68,087		69,386	-1,299
20,026		24,350	-4,324
95,834		50,421	45,413
25,662		27,275	-1,613
100,906		99,838	1,068
33,562		33,944	-382
9,859		6,391	3,468
67,442		45,538	21,904
1,146		1,225	-79

Form 990PF Part IV - Capital Gains and Losses for Tax on Investment Income - Columns i - l

Complete only for assets showing gain in column (h) and owned by the foundation on 12/31/69			(l) Gains (Col (h) gain minus col (k), but not less than -0-) or Losses (from col (h))
(i) FM V as of 12/31/69	(j) Adjusted basis as of 12/31/69	(k) Excess of col (i) over col (j), if any	
			14,926
			619
			5,434
			19,574
			3,780
			7,541
			4,317
			4,292
			-19,390
			-55,368
			3,487
			19,501
			2,660
			-2,072
			-807
			787
			-1
			180
			-301
			8,119
			1,561
			-1,299
			-4,324
			45,413
			-1,613
			1,068
			-382
			3,468
			21,904
			-79

Form 990PF Part IV - Capital Gains and Losses for Tax on Investment Income - Columns a - d

(a) List and describe the kind(s) of property sold (e g , real estate, 2-story brick warehouse, or common stock, 200 shs MLC Co)	(b) How acquired P—Purchase D—Donation	(c) Date acquired (mo , day, yr)	(d) Date sold (mo , day, yr)
375 shs Eni S P A Sponsored Adr (ITALY)	P	2007-05-10	2010-01-05
900 shs Eni S P A Sponsored Adr (ITALY)	P	2007-07-10	2010-03-29
275 shs FRANKLIN RES INC	P	2008-06-16	2010-01-05
575 shs FRANKLIN RES INC	P	2008-06-16	2010-02-12
500 shs Frontline Limited Ord	P	2008-08-28	2010-01-05
125 shs Goodrich Corporation	P	2009-06-11	2010-01-05
350 shs Graco Incorporated	P	2009-04-27	2010-01-05
2000 shs Graco Incorporated	P	2009-04-27	2010-02-17
1525 shs HUANENG PWR INTL SP ADR	P	2007-05-16	2009-05-19
2450 shs Ingersoll-rand Plc Shs (IRELAND, Republic	P	2009-04-27	2009-08-06
3425 shs Iowa Telecomm Services Incorporated	P	2007-02-02	2009-12-02
2950 shs Ishares Incorporated Msci Australia	P	2009-06-11	2009-12-14
975 shs Ishares Incorporated Msci Brazil	P	2009-05-27	2010-01-19
600 shs Ishares Incorporated Msci Pac J Idx	P	2007-04-17	2010-01-05
130 shs Ishares Tr Us Pfd Stk Idx	P	2009-06-11	2010-01-05
1445 shs Ishares Tr Us Pfd Stk Idx	P	2009-06-11	2010-02-19
1400 shs Ishares Tr Us Pfd Stk Idx	P	2009-08-17	2010-02-19
1350 shs JPMORGAN CHASE & CO	P	2007-02-16	2009-06-11
180 shs Marathon Oil Corporation	P	2009-04-27	2010-01-05
1570 shs Marathon Oil Corporation	P	2009-04-27	2010-03-29
1750 shs Nyse Euronext	P	2009-06-11	2009-11-16
300 shs OCCIDENTAL PETE CORP CAL	P	2008-02-27	2010-01-05
140 shs Oil Sts International Incorporated	P	2009-06-11	2010-01-05
1710 shs Oil Sts International Incorporated	P	2009-06-11	2010-02-19
1250 shs PEPSICO INC	P	2007-10-25	2009-06-11
1125 shs PEPSICO INC	P	2008-01-10	2009-06-11
260 shs Petrochina Company Limited Sponsored Adr (P	2008-08-28	2010-01-05
140 shs Procter & Gamble Co	P	2007-09-12	2010-01-05
860 shs Procter & Gamble Co	P	2007-09-12	2010-03-02
145 shs Royal Dutch Shell Plc Spon Adr B (UNITED K	P	2007-05-22	2010-01-05

Form 990PF Part IV - Capital Gains and Losses for Tax on Investment Income - Columns e - h

(e) Gross sales price	(f) Depreciation allowed (or allowable)	(g) Cost or other basis plus expense of sale	(h) Gain or (loss) (e) plus (f) minus (g)
19,660		25,042	-5,382
42,093		70,081	-27,988
29,668		29,134	534
55,862		60,917	-5,055
15,015		30,133	-15,118
8,311		6,628	1,683
10,259		8,018	2,241
54,735		45,816	8,919
39,450		69,464	-30,014
70,539		53,328	17,211
55,714		70,110	-14,396
68,226		52,674	15,552
72,422		52,490	19,932
25,789		28,794	-3,005
4,776		4,325	451
54,623		48,074	6,549
52,922		49,665	3,257
47,619		69,141	-21,522
5,767		5,429	338
49,267		47,352	1,915
46,619		52,688	-6,069
24,880		23,761	1,119
5,638		4,013	1,625
64,174		49,011	15,163
66,711		90,398	-23,687
60,039		89,036	-28,997
32,852		33,956	-1,104
8,501		9,325	-824
54,562		57,283	-2,721
8,736		11,054	-2,318

Form 990PF Part IV - Capital Gains and Losses for Tax on Investment Income - Columns i - l

Complete only for assets showing gain in column (h) and owned by the foundation on 12/31/69			(l) Gains (Col (h) gain minus col (k), but not less than -0-) or Losses (from col (h))
(i) FMV as of 12/31/69	(j) Adjusted basis as of 12/31/69	(k) Excess of col (i) over col (j), if any	
			-5,382
			-27,988
			534
			-5,055
			-15,118
			1,683
			2,241
			8,919
			-30,014
			17,211
			-14,396
			15,552
			19,932
			-3,005
			451
			6,549
			3,257
			-21,522
			338
			1,915
			-6,069
			1,119
			1,625
			15,163
			-23,687
			-28,997
			-1,104
			-824
			-2,721
			-2,318

Form 990PF Part IV - Capital Gains and Losses for Tax on Investment Income - Columns a - d

(a) List and describe the kind(s) of property sold (e g , real estate, 2-story brick warehouse, or common stock, 200 shs MLC Co)	(b) How acquired P—Purchase D—Donation	(c) Date acquired (mo , day, yr)	(d) Date sold (mo , day, yr)
755 shs Royal Dutch Shell Plc Spon Adr B (UNITED K	P	2007-05-22	2010-03-29
2450 shs SK TELECOM ADR	P	2007-09-07	2009-06-12
1625 shs ST JUDE MEDICAL INC	P	2007-01-30	2009-06-11
1750 shs TECK COMINCO LTD CLASS B	P	2007-05-08	2009-06-24
1875 shs TECK COMINCO LTD CLASS B	P	2007-09-21	2009-06-24
1560 shs TECO ENERGY INC	P	2006-10-25	2010-01-05
365 shs TELEFONOS M SA RP L ADR	P	2007-09-05	2010-01-05
1610 shs TELEFONOS M SA RP L ADR	P	2007-09-05	2010-02-02
365 shs TELMEX INTERNACIONAL S AB DE C V SER	P	2007-09-05	2010-01-05
1610 shs TELMEX INTERNACIONAL S AB DE C V SER	P	2007-09-05	2010-02-02
150 shs Terra Nitrogen	P	2008-12-17	2010-01-05
425 shs Terra Nitrogen	P	2008-12-17	2010-02-02
600 shs TURKCELL ILETISIM ADR	P	2007-09-07	2010-01-05
1425 shs UGI CORP NEW	P	2008-06-17	2010-01-05
400 shs United States Steel Corporation New	P	2008-12-09	2010-01-05
1150 shs United States Steel Corporation New	P	2008-12-09	2010-02-19
2475 shs UNITEDHEALTH GROUP INC	P	2007-01-17	2009-05-27
1080 shs VODAFONE GROUP PLC NEW	P	2007-09-07	2010-01-05
1045 shs VODAFONE GROUP PLC NEW	P	2007-09-07	2010-03-02
2275 shs VODAFONE GROUP PLC NEW	P	2007-10-30	2010-03-02

Form 990PF Part IV - Capital Gains and Losses for Tax on Investment Income - Columns e - h

(e) Gross sales price	(f) Depreciation allowed (or allowable)	(g) Cost or other basis plus expense of sale	(h) Gain or (loss) (e) plus (f) minus (g)
41,489		57,557	-16,068
38,232		69,773	-31,541
62,310		69,866	-7,556
28,508		70,622	-42,114
30,544		89,990	-59,446
24,567		26,030	-1,463
6,290		7,694	-1,404
26,530		33,938	-7,408
6,744		5,253	1,491
28,816		23,171	5,645
16,111		15,921	190
43,452		45,110	-1,658
11,293		10,745	548
34,565		40,129	-5,564
23,261		15,505	7,756
60,950		44,577	16,373
68,194		138,513	-70,319
24,750		35,276	-10,526
22,613		34,133	-11,520
49,229		89,619	-40,390


Form 990PF Part IV - Capital Gains and Losses for Tax on Investment Income - Columns i - l

Complete only for assets showing gain in column (h) and owned by the foundation on 12/31/69			(l) Gains (Col (h) gain minus col (k), but not less than -0-) or Losses (from col (h))
(i) F M V as of 12/31/69	(j) Adjusted basis as of 12/31/69	(k) Excess of col (i) over col (j), if any	
			-16,068
			-31,541
			-7,556
			-42,114
			-59,446
			-1,463
			-1,404
			-7,408
			1,491
			5,645
			190
			-1,658
			548
			-5,564
			7,756
			16,373
			-70,319
			-10,526
			-11,520
			-40,390

Form 990PF Part XV Line 3 - Grants and Contributions Paid During the Year or Approved for Future Payment

Recipient	If recipient is an individual, show any relationship to any foundation manager or substantial contributor	Foundation status of recipient	Purpose of grant or contribution	Amount
Name and address (home or business)				
a Paid during the year				
ABRAHAM BALDWIN AGRICULTURAL COLLEGE2802 Moore Highway Tifton,GA 31793		PUBLIC CHARITY	EDUCATION	15,000
BOWDOIN COLLEGE5000 College Station BRUNSWICK,ME 04011		PUBLIC CHARITY	EDUCATION	25,000
BOYS AND GIRLS CLUBS OF THOMAS COUNTYPO BOX 3026 THOMASVILLE,GA 31799		PUBLIC CHARITY	GENERAL	25,000
CHOATE ROSEMARY HALL FD INC 333 CHRISTIAN ST WALLINGFORD,CT 06492		PUBLIC CHARITY	GENERAL	6,000
COASTAL MAINE BOTANICAL GARDENSP.O BOX 234 BOOTHBAY,ME 04537		PUBLIC CHARITY	GENERAL	6,000
DAMARISCOTTA RIVER ASSOCIATIONPO BOX 333 DAMARISCOTTA,ME 04543		PUBLIC CHARITY	GENERAL	37,500
Georgia 4-H Club FoundationHOKE SMITH ANNEX UNIVERSITY OF GEORGIA ATHENS,GA 30602		PUBLIC CHARITY	EDUCATION	2,000
HAYSTACK MOUNTAIN SCHOOLPO BOX 518 DEER ISLE,ME 04627		PUBLIC CHARITY	EDUCATION	15,000
JACK HADLEY BLACK HISTORY MEMORABILIA INC214 ALEXANDER ST THOMASVILLE,GA 31792		PUBLIC CHARITY	EDUCATION	2,500
KIEVEPO BOX 169 NOBLEBORO,ME 04555		PUBLIC CHARITY	GENERAL	83,334
NORTH FLORIDA COMMUNITY COLLEGE FD325 NW TURNER DAVIS DR MADISON,FL 32340		PUBLIC CHARITY	EDUCATION	5,000
RED HILLS HORSE TRIALS INCPO BOX 14869 TALLAHASSEE,FL 32312		PUBLIC CHARITY	GENERAL	10,000
SALVATION ARMY514 N MADISON ST THOMASVILLE,GA 31792		PUBLIC CHARITY	GENERAL	15,000
SOUTH GEORGIA BALLETP.O BOX 326 CAIRO,GA 39828		PUBLIC CHARITY	GENERAL	5,000
SOUTHWEST GEORGIA CANCER COALITIONPO BOX 1962 ALBANY,GA 31702		PUBLIC CHARITY	GENERAL	5,000
Total 3a				554,684

Form 990PF Part XV Line 3 - Grants and Contributions Paid During the Year or Approved for Future Payment

Recipient	If recipient is an individual, show any relationship to any foundation manager or substantial contributor	Foundation status of recipient	Purpose of grant or contribution	Amount
Name and address (home or business)				
a Paid during the year				
TALL TIMBERS RESEARCHRT 1 BOX 678 TALLAHASSEE,FL 32312		PUBLIC CHARITY	LAND PRESERVATION	30,000
THE CARPENTERS BOATSHOP440 OLD COUNTY RD BRUNSWICK,ME 04011		PUBLIC CHARITY	GENERAL	25,000
THE FIRST TEE425 SOUTH LEGACY TRAIL ST AUGUSTINE,FL 32092		PUBLIC CHARITY	GENERAL	10,000
THOMAS UNIVERSITY1501 MILLPOND ROAD THOMASVILLE,GA 31792		PUBLIC CHARITY	EDUCATION	50,000
THOMASVILLE - THOMAS COUNTY HUMANE SOCIETY180 BIG STAR DR THOMASVILLE,GA 31792		PUBLIC CHARITY	WELFARE OF ANIMALS	15,500
THOMASVILLE CULTURAL CENTER 600 E WASHINGTON ST THOMASVILLE,GA 31792		PUBLIC CHARITY	ART AND EDUCATION	131,850
THOMASVILLE ENTERTAINMENT FOUNDATION600 E WASHINGTON ST THOMASVILLE,GA 31792		OPERATING PRIVATE	ART	30,000
YMCA OF THOMASVILLE103 S DAWSON ST THOMASVILLE,GA 31792		PUBLIC CHARITY	GENERAL	5,000
Total  3a				554,684

TY 2009 Accounting Fees Schedule

Name: Parker Poe Charitable Trust

EIN: 59-6968647

Category	Amount	Net Investment Income	Adjusted Net Income	Disbursements for Charitable Purposes
ACCOUNTING FEES	8,417	7,154		1,263

TY 2009 Investments Corporate
Stock Schedule

Name: Parker Poe Charitable Trust
EIN: 59-6968647

Name of Stock	End of Year Book Value	End of Year Fair Market Value
8000 shs AES Corporation	91,347	88,000
1150 shs Aflac Inc.	50,203	62,433
7050 shs Alcoa Inc.	134,213	100,392
4000 shs Allstate Corporation	125,875	129,240
2730 shs Altria Group, Inc.	55,072	56,020
1750 shs Ameren Corp.	49,961	45,640
4000 shs Applied Matls Incorporated	50,835	53,880
5000 shs AQUA AMERICA INC COM	81,206	87,850
1925 shs Archer Daniels Midld	0	0
2000 shs Atwood Oceanics Incorporated	67,695	69,260
1525 shs Bank Nova Scotia Halifax	52,991	76,280
1325 shs Bank of America Corporation	0	0
2060 shs Be Aerospace, Inc.	55,206	62,542
825 shs Bp Plc Sponsored Adr	48,585	47,083
2075 shs Bristol Myers Squibb Co.	55,458	55,403
3925 shs Brown Shoe Inc.	54,623	60,759
1550 shs Cardinal Health Inc.	55,289	55,846
1375 shs Caterpillar Inc.	0	0
5525 shs Cemex S A B De C V Spons Adr	0	0
1559 shs CenturyTel Inc.	50,783	55,282
715 shs Chevron Corp.	57,759	54,218
1000 shs Cliffs Natural Resources, Inc.	0	0
250 shs CME Group, Inc.	0	0
1000 shs Coca Cola Company	64,934	55,000
2475 shs Community Bank Sys Inc.	54,849	56,381
3730 shs Conagra Foods, Inc.	80,111	93,511
6409 shs ConocoPhillips	258,203	327,949
4000 shs Dell Inc.	68,391	60,080
1550 shs Diageo PLC Spon Adr New	112,735	104,547
1425 shs Dominion Res Inc.	55,330	58,582
1275 shs DTE Energy Company	55,843	56,865
2125 shs Enerplus Res Fd	52,077	50,384
675 shs ENI S P A Sponsored Adr	45,075	31,678
4000 shs Exxon Mobil Corporation	75,780	267,920
3675 shs Fidelity National Financing	54,993	54,463
850 shs Franklin Res Inc.	0	0
2550 shs Frontline Limited	104,218	78,107
730 shs General Dynamics Corp	54,981	56,356
1275 shs Genuine Parts Comp	49,931	53,856
850 shs Goodrich Corp	45,072	59,942
4000 shs Heinz H J Company	136,509	182,440
1375 shs Honeywell International Inc.	55,170	62,246
1525 shs Huaneng Pwr Intl Sp Adr	0	0
4145 shs Huntsman Corp.	54,656	49,947
2500 shs International Paper Company	0	0
3425 shs Iowa Telecomm Services Inc.	0	0
1350 shs JP Morgan Chase & Company	0	0
4000 shs Knight Capital Corp	64,366	61,080
605 shs L-3 Communications Hldgs Inc.	54,596	55,436
2375 shs Lowes Cos Inc.	54,684	57,570
1500 shs Martin Marietta Matls Incorporated	126,154	125,325
1470 shs Merck	55,240	54,905
825 shs Occidental Pete Corp.	65,342	69,745
2375 shs PepsiCo, Inc.	0	0
440 shs Petrochina Company Limited Sponsored Adr	57,463	51,577
4000 shs PFIZER INC COM	71,869	68,600
2000 shs Plains Expl& Prodt n Company	57,115	59,980
375 shs Posco Sponsored Adr	49,341	43,879
4000 shs Powershares ETF Wilder Hill Clean Energy	0	0
20000 shs Prime Meridian Bank	200,000	200,000
875 shs Proctor & Gamble Co.	53,897	55,361
10275 shs Qwest Communications International	54,647	53,636
995 shs Raytheon Co	55,177	56,834
1725 shs Royal Dutch Shell Plc Spons Adr	100,245	95,444
8955 shs Sara Lee Corporation	101,819	124,743
2450 shs Sk Telecom	0	0
1625 shs St. Jude Med Inc.	0	0
1055 shs Syngenta Ag Adr	55,213	58,563
2950 shs Tata Mtrs Limited	49,860	54,457
3625 shs Teck Cominco Ltd. CI B	0	0
6790 shs Teco Energy Inc.	113,298	107,893
1975 shs Telefonos M SA RP L Adr	0	0
1975 shs Telmes International	0	0
575 shs Terra Nitrogen	0	0
75340 shs Thomasville Bancshares	436,423	1,130,100
3800 shs Titanium Metals Corp	49,479	63,042
3225 shs Turkcell Iletisim	57,754	48,569
2000 shs UGI Corp.	56,321	53,080
1550 shs United States Steel Corp.	0	0
2475 shs UnitedHealth Group	0	0
3420 shs Vector Group Limited	49,732	52,771
4000 shs Verizon Communications	115,555	124,069
4400 shs Vodafone Group Plc New	0	0
1000 shs WAL MART STORES INC COM	49,894	55,600
4545 shs Windstream Corp	49,704	49,495
2000 shs Yahoo, Inc.	0	0
2900 shs Annaly Mtg Mgmt Inc.	54,178	49,822
2325 shs Ishares Msci Pacific Ex-Japan Index Fund	128,962	99,882
900 shs Vanguard Information Tech	49,805	50,562

TY 2009 Other Expenses Schedule

Name: Parker Poe Charitable Trust

EIN: 59-6968647

Description	Revenue and Expenses per Books	Net Investment Income	Adjusted Net Income	Disbursements for Charitable Purposes
BANK CHARGES	116	99		17
OFFICE EXPENSE	8,628	7,334		1,294
EDUCATION/TRAINING	598	508		90

TY 2009 Other Professional Fees Schedule

Name: Parker Poe Charitable Trust

EIN: 59-6968647

Category	Amount	Net Investment Income	Adjusted Net Income	Disbursements for Charitable Purposes
INVESTMENT ADVISORY FEES	89,019	89,019		0

TY 2009 Taxes Schedule

Name: Parker Poe Charitable Trust

EIN: 59-6968647

Category	Amount	Net Investment Income	Adjusted Net Income	Disbursements for Charitable Purposes
TAX EXPENSE	447	3,122		-401