



See a Social Security Number? Say Something!
Report Privacy Problems to <https://public.resource.org/privacy>
Or call the IRS Identity Theft Hotline at 1-800-908-4490



Return of Private Foundation
 or Section 4947(a)(1) Nonexempt Charitable Trust
 Treated as a Private Foundation

2009

Note: The foundation may be able to use a copy of this return to satisfy state reporting requirements.

For calendar year **2009**, or tax year beginning **04/01**, 2009, and ending **03/31**, 20**10**

G Check all that apply: Initial return Initial return of a former public charity Final return
 Amended return Address change Name change

Use the IRS label. Otherwise, print or type. See Specific Instructions.	Name of foundation RUBY K WORNER TRUST FBO CHARITIES		A Employer identification number 37-6337761
	Number and street (or P.O. box number if mail is not delivered to street address) PNC BANK, NA		B Telephone number (see page 10 of the instructions) (216) 257-4701
	Room/suite	City or town, state, and ZIP code CLEVELAND, OH 44101	C If exemption application is pending, check here <input type="checkbox"/>
			D 1 Foreign organizations, check here <input type="checkbox"/> 2. Foreign organizations meeting the 85% test, check here and attach computation <input type="checkbox"/>

H Check type of organization: Section 501(c)(3) exempt private foundation
 Section 4947(a)(1) nonexempt charitable trust Other taxable private foundation

I Fair market value of all assets at end of year (from Part II, col. (c), line 16) ▶ \$ **1,860,275.**

J Accounting method: Cash Accrual
 Other (specify) _____
 (Part I, column (d) must be on cash basis.)

E If private foundation status was terminated under section 507(b)(1)(A), check here

F If the foundation is in a 60-month termination under section 507(b)(1)(B), check here

Part I Analysis of Revenue and Expenses (The total of amounts in columns (b), (c), and (d) may not necessarily equal the amounts in column (a) (see page 11 of the instructions))		(a) Revenue and expenses per books	(b) Net investment income	(c) Adjusted net income	(d) Disbursements for charitable purposes (cash basis only)
1	Contributions, gifts, grants, etc., received (attach schedule)				
2	Check <input type="checkbox"/> if the foundation is not required to attach Sch. B.				
3	Interest on savings and temporary cash investments				
4	Dividends and interest from securities	32,183.	32,183.		
5a	Gross rents				
b	Net rental income or (loss)				
6a	Net gain or (loss) from sale of assets not on line 10	-20,034.			
b	Gross sales price for all assets on line 6a	1,430,016.			
7	Capital gain net income (from Part IV, line 2)				
8	Net short-term capital gain				
9	Income modifications				
10a	Gross sales less returns and allowances				
b	Less Cost of goods sold				
c	Gross profit or (loss) (attach schedule)				
11	Other income (attach schedule)				
12	Total. Add lines 1 through 11	12,149.	32,183.		
13	Compensation of officers, directors, trustees, etc.	11,496.	5,748.		5,748.
14	Other employee salaries and wages		NONE	NONE	
15	Pension plans, employee benefits		NONE	NONE	
16a	Legal fees (attach schedule)				
b	Accounting fees (attach schedule)	750.	NONE	NONE	750.
c	Other professional fees (attach schedule)				
17	Interest				
18	Taxes (attach schedule) (see page 14 of the instructions)	576.	576.		
19	Depreciation (attach schedule) and depletion				
20	Occupancy				
21	Travel, conferences, and meetings		NONE	NONE	
22	Printing and publications		NONE	NONE	
23	Other expenses (attach schedule)	18.	3.		15.
24	Total operating and administrative expenses. Add lines 13 through 23	12,840.	6,327.	NONE	6,513.
25	Contributions, gifts, grants paid	106,018.			106,018.
26	Total expenses and disbursements Add lines 24 and 25	118,858.	6,327.	NONE	112,531.
27	Subtract line 26 from line 12				
a	Excess of revenue over expenses and disbursements	-106,709.			
b	Net investment income (if negative, enter -0-)		25,856.		
c	Adjusted net income (if negative, enter -0-)				

SCANNED AUG 19 2010

Operating and Administrative Expenses

PN

Part II Balance Sheets		Attached schedules and amounts in the description column should be for end-of-year amounts only (See instructions)		
		Beginning of year	End of year	
		(a) Book Value	(b) Book Value	(c) Fair Market Value
Assets	1 Cash - non-interest-bearing			
	2 Savings and temporary cash investments	96,948.	34,416.	34,416.
	3 Accounts receivable			
	Less allowance for doubtful accounts			
	4 Pledges receivable			
	Less allowance for doubtful accounts			
	5 Grants receivable			
	6 Receivables due from officers, directors, trustees, and other disqualified persons (attach schedule) (see page 16 of the instructions)			
	7 Other notes and loans receivable (attach schedule)			
	Less allowance for doubtful accounts	NONE		
	8 Inventories for sale or use			
	9 Prepaid expenses and deferred charges			
	10 a Investments - U.S. and state government obligations (attach schedule)			
	b Investments - corporate stock (attach schedule)	1,375,876.	1,259,135.	1,416,447.
	c Investments - corporate bonds (attach schedule)	223,285.	296,786.	302,638.
	11 Investments - land, buildings, and equipment basis			
Less accumulated depreciation (attach schedule)				
12 Investments - mortgage loans				
13 Investments - other (attach schedule)	131,628.	131,628.	106,774.	
14 Land, buildings, and equipment basis				
Less accumulated depreciation (attach schedule)				
15 Other assets (describe)				
16 Total assets (to be completed by all filers - see the instructions. Also, see page 1, item I)	1,827,737.	1,721,965.	1,860,275.	
Liabilities	17 Accounts payable and accrued expenses			
	18 Grants payable			
	19 Deferred revenue			
	20 Loans from officers, directors, trustees, and other disqualified persons			
	21 Mortgages and other notes payable (attach schedule)			
	22 Other liabilities (describe)			
	23 Total liabilities (add lines 17 through 22)			
Net Assets or Fund Balances	Foundations that follow SFAS 117, check here <input type="checkbox"/> and complete lines 24 through 26 and lines 30 and 31.			
	24 Unrestricted			
	25 Temporarily restricted			
	26 Permanently restricted			
	Foundations that do not follow SFAS 117, check here and complete lines 27 through 31. <input checked="" type="checkbox"/>			
	27 Capital stock, trust principal, or current funds	1,827,737.	1,721,965.	
	28 Paid-in or capital surplus, or land, bldg, and equipment fund			
	29 Retained earnings, accumulated income, endowment, or other funds			
	30 Total net assets or fund balances (see page 17 of the instructions)	1,827,737.	1,721,965.	
31 Total liabilities and net assets/fund balances (see page 17 of the instructions)	1,827,737.	1,721,965.		

Part III Analysis of Changes in Net Assets or Fund Balances

1 Total net assets or fund balances at beginning of year - Part II, column (a), line 30 (must agree with end-of-year figure reported on prior year's return)	1	1,827,737.
2 Enter amount from Part I, line 27a	2	-106,709.
3 Other increases not included in line 2 (itemize) SEE STATEMENT 4	3	1,221.
4 Add lines 1, 2, and 3	4	1,722,249.
5 Decreases not included in line 2 (itemize) SEE STATEMENT 5	5	284.
6 Total net assets or fund balances at end of year (line 4 minus line 5) - Part II, column (b), line 30	6	1,721,965.

Part IV Capital Gains and Losses for Tax on Investment Income

(a) List and describe the kind(s) of property sold (e.g., real estate, 2-story brick warehouse, or common stock, 200 shs. MLC Co.)		(b) How acquired P-Purchase D-Donation	(c) Date acquired (mo., day, yr.)	(d) Date sold (mo., day, yr.)
1a	SEE PART IV DETAIL			
b				
c				
d				
e				
(e) Gross sales price	(f) Depreciation allowed (or allowable)	(g) Cost or other basis plus expense of sale	(h) Gain or (loss) (e) plus (f) minus (g)	
a				
b				
c				
d				
e				
Complete only for assets showing gain in column (h) and owned by the foundation on 12/31/69			(i) Gains (Col. (h) gain minus col. (k), but not less than -0-) or Losses (from col. (h))	
(i) F.M.V. as of 12/31/69	(j) Adjusted basis as of 12/31/69	(k) Excess of col. (i) over col. (j), if any		
a				
b				
c				
d				
e				
2	Capital gain net income or (net capital loss)	{ If gain, also enter in Part I, line 7 If (loss), enter -0- in Part I, line 7 }	2	-20,034.
3	Net short-term capital gain or (loss) as defined in sections 1222(5) and (6): If gain, also enter in Part I, line 8, column (c) (see pages 13 and 17 of the instructions). If (loss), enter -0- in Part I, line 8.	}	3	

Part V Qualification Under Section 4940(e) for Reduced Tax on Net Investment Income

(For optional use by domestic private foundations subject to the section 4940(a) tax on net investment income.)

If section 4940(d)(2) applies, leave this part blank.

Was the foundation liable for the section 4942 tax on the distributable amount of any year in the base period? Yes No
If "Yes," the foundation does not qualify under section 4940(e). Do not complete this part.

1 Enter the appropriate amount in each column for each year; see page 18 of the instructions before making any entries.

(a) Base period years Calendar year (or tax year beginning in)	(b) Adjusted qualifying distributions	(c) Net value of noncharitable-use assets	(d) Distribution ratio (col (b) divided by col (c))
2008	121,694.	1,823,638.	0.06673144560
2007	119,735.	2,438,798.	0.04909590708
2006	118,250.	2,348,465.	0.05035203846
2005	113,470.	2,286,592.	0.04962406936
2004	118,746.	2,281,149.	0.05205534579
2	Total of line 1, column (d)		0.26785880629
3	Average distribution ratio for the 5-year base period - divide the total on line 2 by 5, or by the number of years the foundation has been in existence if less than 5 years		0.05357176126
4	Enter the net value of noncharitable-use assets for 2009 from Part X, line 5		1,657,972.
5	Multiply line 4 by line 3		88,820.
6	Enter 1% of net investment income (1% of Part I, line 27b)		259.
7	Add lines 5 and 6		89,079.
8	Enter qualifying distributions from Part XII, line 4 If line 8 is equal to or greater than line 7, check the box in Part VI, line 1b, and complete that part using a 1% tax rate. See the Part VI instructions on page 18.		112,531.

Part VI Excise Tax Based on Investment Income (Section 4940(a), 4940(b), 4940(e), or 4948 - see page 18 of the instructions)

1a	Exempt operating foundations described in section 4940(d)(2), check here <input type="checkbox"/> and enter "N/A" on line 1. Date of ruling or determination letter _____ (attach copy of ruling letter if necessary - see instructions)		
b	Domestic foundations that meet the section 4940(e) requirements in Part V, check here <input checked="" type="checkbox"/> and enter 1% of Part I, line 27b	1	259.
c	All other domestic foundations enter 2% of line 27b. Exempt foreign organizations enter 4% of Part I, line 12, col. (b)		
2	Tax under section 511 (domestic section 4947(a)(1) trusts and taxable foundations only. Others enter -0-)	2	
3	Add lines 1 and 2	3	259.
4	Subtitle A (income) tax (domestic section 4947(a)(1) trusts and taxable foundations only. Others enter -0-)	4	NONE
5	Tax based on investment income. Subtract line 4 from line 3. If zero or less, enter -0-	5	259.
6	Credits/Payments		
a	2009 estimated tax payments and 2008 overpayment credited to 2009	6a	2,958.
b	Exempt foreign organizations-tax withheld at source	6b	NONE
c	Tax paid with application for extension of time to file (Form 8868)	6c	NONE
d	Backup withholding erroneously withheld	6d	
7	Total credits and payments. Add lines 6a through 6d	7	2,958.
8	Enter any penalty for underpayment of estimated tax. Check here <input type="checkbox"/> if Form 2220 is attached	8	
9	Tax due. If the total of lines 5 and 8 is more than line 7, enter amount owed	9	
10	Overpayment. If line 7 is more than the total of lines 5 and 8, enter the amount overpaid	10	2,699.
11	Enter the amount of line 10 to be. Credited to 2010 estimated tax <input type="checkbox"/> 499. Refunded <input type="checkbox"/>	11	2,200.

Part VII-A Statements Regarding Activities

		Yes	No
1a	During the tax year, did the foundation attempt to influence any national, state, or local legislation or did it participate or intervene in any political campaign?		X
b	Did it spend more than \$100 during the year (either directly or indirectly) for political purposes (see page 19 of the instructions for definition)? <i>If the answer is "Yes" to 1a or 1b, attach a detailed description of the activities and copies of any materials published or distributed by the foundation in connection with the activities</i>		X
c	Did the foundation file Form 1120-POL for this year?		X
d	Enter the amount (if any) of tax on political expenditures (section 4955) imposed during the year (1) On the foundation <input type="checkbox"/> \$ _____ (2) On foundation managers. <input type="checkbox"/> \$ _____		
e	Enter the reimbursement (if any) paid by the foundation during the year for political expenditure tax imposed on foundation managers. <input type="checkbox"/> \$ _____		
2	Has the foundation engaged in any activities that have not previously been reported to the IRS? <i>If "Yes," attach a detailed description of the activities.</i>		X
3	Has the foundation made any changes, not previously reported to the IRS, in its governing instrument, articles of incorporation, or bylaws, or other similar instruments? <i>If "Yes," attach a conformed copy of the changes</i>		X
4a	Did the foundation have unrelated business gross income of \$1,000 or more during the year?		X
b	If "Yes," has it filed a tax return on Form 990-T for this year?		
5	Was there a liquidation, termination, dissolution, or substantial contraction during the year? <i>If "Yes," attach the statement required by General Instruction T</i>		X
6	Are the requirements of section 508(e) (relating to sections 4941 through 4945) satisfied either: • By language in the governing instrument, or • By state legislation that effectively amends the governing instrument so that no mandatory directions that conflict with the state law remain in the governing instrument?	X	
7	Did the foundation have at least \$5,000 in assets at any time during the year? <i>If "Yes," complete Part II, col. (c), and Part XV.</i>	X	
8a	Enter the states to which the foundation reports or with which it is registered (see page 19 of the instructions) <input type="checkbox"/> _____		
b	If the answer is "Yes" to line 7, has the foundation furnished a copy of Form 990-PF to the Attorney General (or designate) of each state as required by General Instruction G? <i>If "No," attach explanation</i>	X	
9	Is the foundation claiming status as a private operating foundation within the meaning of section 4942(j)(3) or 4942(j)(5) for calendar year 2009 or the taxable year beginning in 2009 (see instructions for Part XIV on page 27)? <i>If "Yes," complete Part XIV</i>		X
10	Did any persons become substantial contributors during the tax year? <i>If "Yes," attach a schedule listing their names and addresses</i>		X

Part VII-A Statements Regarding Activities (continued)

11	At any time during the year, did the foundation, directly or indirectly, own a controlled entity within the meaning of section 512(b)(13)? If "Yes," attach schedule (see page 20 of the instructions)	11		X
12	Did the foundation acquire a direct or indirect interest in any applicable insurance contract before August 17, 2008?	12		X
13	Did the foundation comply with the public inspection requirements for its annual returns and exemption application? Website address ▶ <u>N/A</u>	13	X	
14	The books are in care of ▶ <u>PNC BANK, NA</u> Telephone no. ▶ <u>(216) 257-4701</u> Located at ▶ <u>P. O. BOX 94651, CLEVELAND, OH</u> ZIP + 4 ▶ <u>44101</u>			
15	Section 4947(a)(1) nonexempt charitable trusts filing Form 990-PF in lieu of Form 1041 - Check here and enter the amount of tax-exempt interest received or accrued during the year ▶ <u>15</u>			

Part VII-B Statements Regarding Activities for Which Form 4720 May Be Required

File Form 4720 if any item is checked in the "Yes" column, unless an exception applies.

		Yes	No
1a	During the year did the foundation (either directly or indirectly):		
(1)	Engage in the sale or exchange, or leasing of property with a disqualified person? <input type="checkbox"/> Yes <input checked="" type="checkbox"/> No		
(2)	Borrow money from, lend money to, or otherwise extend credit to (or accept it from) a disqualified person? <input type="checkbox"/> Yes <input checked="" type="checkbox"/> No		
(3)	Furnish goods, services, or facilities to (or accept them from) a disqualified person? <input type="checkbox"/> Yes <input checked="" type="checkbox"/> No		
(4)	Pay compensation to, or pay or reimburse the expenses of, a disqualified person? <input checked="" type="checkbox"/> Yes <input type="checkbox"/> No		
(5)	Transfer any income or assets to a disqualified person (or make any of either available for the benefit or use of a disqualified person)? <input type="checkbox"/> Yes <input checked="" type="checkbox"/> No		
(6)	Agree to pay money or property to a government official? (Exception. Check "No" if the foundation agreed to make a grant to or to employ the official for a period after termination of government service, if terminating within 90 days.) <input type="checkbox"/> Yes <input checked="" type="checkbox"/> No		
b	If any answer is "Yes" to 1a(1)-(6), did any of the acts fail to qualify under the exceptions described in Regulations section 53.4941(d)-3 or in a current notice regarding disaster assistance (see page 20 of the instructions)? <input type="checkbox"/> Organizations relying on a current notice regarding disaster assistance check here ▶ <input type="checkbox"/>	1b	X
c	Did the foundation engage in a prior year in any of the acts described in 1a, other than excepted acts, that were not corrected before the first day of the tax year beginning in 2009?	1c	X
2	Taxes on failure to distribute income (section 4942) (does not apply for years the foundation was a private operating foundation defined in section 4942(j)(3) or 4942(j)(5))		
a	At the end of tax year 2009, did the foundation have any undistributed income (lines 6d and 6e, Part XIII) for tax year(s) beginning before 2009? <input type="checkbox"/> Yes <input checked="" type="checkbox"/> No If "Yes," list the years ▶ _____		
b	Are there any years listed in 2a for which the foundation is not applying the provisions of section 4942(a)(2) (relating to incorrect valuation of assets) to the year's undistributed income? (If applying section 4942(a)(2) to all years listed, answer "No" and attach statement - see page 20 of the instructions.)	2b	
c	If the provisions of section 4942(a)(2) are being applied to any of the years listed in 2a, list the years here. ▶ _____		
3a	Did the foundation hold more than a 2% direct or indirect interest in any business enterprise at any time during the year? <input type="checkbox"/> Yes <input checked="" type="checkbox"/> No		
b	If "Yes," did it have excess business holdings in 2009 as a result of (1) any purchase by the foundation or disqualified persons after May 26, 1969, (2) the lapse of the 5-year period (or longer period approved by the Commissioner under section 4943(c)(7)) to dispose of holdings acquired by gift or bequest, or (3) the lapse of the 10-, 15-, or 20-year first phase holding period? (<i>Use Schedule C, Form 4720, to determine if the foundation had excess business holdings in 2009</i>)	3b	
4a	Did the foundation invest during the year any amount in a manner that would jeopardize its charitable purposes?	4a	X
b	Did the foundation make any investment in a prior year (but after December 31, 1969) that could jeopardize its charitable purpose that had not been removed from jeopardy before the first day of the tax year beginning in 2009?	4b	X

Part VII-B Statements Regarding Activities for Which Form 4720 May Be Required (continued)

5a During the year did the foundation pay or incur any amount to:

(1) Carry on propaganda, or otherwise attempt to influence legislation (section 4945(e))? Yes No

(2) Influence the outcome of any specific public election (see section 4955); or to carry on, directly or indirectly, any voter registration drive? Yes No

(3) Provide a grant to an individual for travel, study, or other similar purposes? Yes No

(4) Provide a grant to an organization other than a charitable, etc., organization described in section 509(a)(1), (2), or (3), or section 4940(d)(2)? (see page 22 of the instructions) Yes No

(5) Provide for any purpose other than religious, charitable, scientific, literary, or educational purposes, or for the prevention of cruelty to children or animals? Yes No

b If any answer is "Yes" to 5a(1)-(5), did any of the transactions fail to qualify under the exceptions described in Regulations section 53.4945 or in a current notice regarding disaster assistance (see page 22 of the instructions)? Yes No
 Organizations relying on a current notice regarding disaster assistance check here

c If the answer is "Yes" to question 5a(4), does the foundation claim exemption from the tax because it maintained expenditure responsibility for the grant? Yes No
 If "Yes," attach the statement required by Regulations section 53.4945-5(d).

6a Did the foundation, during the year, receive any funds, directly or indirectly, to pay premiums on a personal benefit contract? Yes No

b Did the foundation, during the year, pay premiums, directly or indirectly, on a personal benefit contract? Yes No
 If "Yes" to 6b, file Form 8870.

7a At any time during the tax year, was the foundation a party to a prohibited tax shelter transaction? Yes No

b If yes, did the foundation receive any proceeds or have any net income attributable to the transaction? Yes No

Part VIII Information About Officers, Directors, Trustees, Foundation Managers, Highly Paid Employees, and Contractors

1 List all officers, directors, trustees, foundation managers and their compensation (see page 22 of the instructions).

(a) Name and address	(b) Title, and average hours per week devoted to position	(c) Compensation (if not paid, enter -0-)	(d) Contributions to employee benefit plans and deferred compensation	(e) Expense account, other allowances
SEE STATEMENT 6		11,496.	-0-	-0-

2 Compensation of five highest-paid employees (other than those included on line 1 - see page 23 of the instructions). If none, enter "NONE."

(a) Name and address of each employee paid more than \$50,000	(b) Title, and average hours per week devoted to position	(c) Compensation	(d) Contributions to employee benefit plans and deferred compensation	(e) Expense account, other allowances
NONE		NONE	NONE	NONE

Total number of other employees paid over \$50,000 NONE

Part VIII Information About Officers, Directors, Trustees, Foundation Managers, Highly Paid Employees, and Contractors (continued)

3 Five highest-paid independent contractors for professional services (see page 23 of the instructions). If none, enter "NONE."

(a) Name and address of each person paid more than \$50,000	(b) Type of service	(c) Compensation
NONE		NONE

Total number of others receiving over \$50,000 for professional services **NONE**

Part IX-A Summary of Direct Charitable Activities

List the foundation's four largest direct charitable activities during the tax year. Include relevant statistical information such as the number of organizations and other beneficiaries served, conferences convened, research papers produced, etc	Expenses
1 NONE	
2	
3	
4	

Part IX-B Summary of Program-Related Investments (see page 23 of the instructions)

Describe the two largest program-related investments made by the foundation during the tax year on lines 1 and 2.	Amount
1 NONE	
2	
All other program-related investments. See page 24 of the instructions	
3 NONE	
Total. Add lines 1 through 3	

Part X Minimum Investment Return (All domestic foundations must complete this part. Foreign foundations, see page 24 of the instructions.)

1	Fair market value of assets not used (or held for use) directly in carrying out charitable, etc., purposes:		
a	Average monthly fair market value of securities	1a	1,683,220.
b	Average of monthly cash balances	1b	NONE
c	Fair market value of all other assets (see page 24 of the instructions)	1c	NONE
d	Total (add lines 1a, b, and c)	1d	1,683,220.
e	Reduction claimed for blockage or other factors reported on lines 1a and 1c (attach detailed explanation)	1e	
2	Acquisition indebtedness applicable to line 1 assets	2	NONE
3	Subtract line 2 from line 1d	3	1,683,220.
4	Cash deemed held for charitable activities. Enter 1 1/2% of line 3 (for greater amount, see page 25 of the instructions)	4	25,248.
5	Net value of noncharitable-use assets. Subtract line 4 from line 3. Enter here and on Part V, line 4	5	1,657,972.
6	Minimum investment return. Enter 5% of line 5	6	82,899.

Part XI Distributable Amount (see page 25 of the instructions) (Section 4942(j)(3) and (j)(5) private operating foundations and certain foreign organizations check here and do not complete this part.)

1	Minimum investment return from Part X, line 6	1	82,899.
2a	Tax on investment income for 2009 from Part VI, line 5	2a	259.
b	Income tax for 2009. (This does not include the tax from Part VI.)	2b	
c	Add lines 2a and 2b	2c	259.
3	Distributable amount before adjustments. Subtract line 2c from line 1	3	82,640.
4	Recoveries of amounts treated as qualifying distributions	4	750.
5	Add lines 3 and 4	5	83,390.
6	Deduction from distributable amount (see page 25 of the instructions)	6	NONE
7	Distributable amount as adjusted. Subtract line 6 from line 5. Enter here and on Part XIII, line 1	7	83,390.

Part XII Qualifying Distributions (see page 25 of the instructions)

1	Amounts paid (including administrative expenses) to accomplish charitable, etc., purposes:		
a	Expenses, contributions, gifts, etc. - total from Part I, column (d), line 26	1a	112,531.
b	Program-related investments - total from Part IX-B	1b	
2	Amounts paid to acquire assets used (or held for use) directly in carrying out charitable, etc., purposes	2	NONE
3	Amounts set aside for specific charitable projects that satisfy the:		
a	Suitability test (prior IRS approval required)	3a	NONE
b	Cash distribution test (attach the required schedule)	3b	NONE
4	Qualifying distributions. Add lines 1a through 3b. Enter here and on Part V, line 8, and Part XIII, line 4	4	112,531.
5	Foundations that qualify under section 4940(e) for the reduced rate of tax on net investment income. Enter 1% of Part I, line 27b (see page 26 of the instructions)	5	259.
6	Adjusted qualifying distributions. Subtract line 5 from line 4	6	112,272.

Note: The amount on line 6 will be used in Part V, column (b), in subsequent years when calculating whether the foundation qualifies for the section 4940(e) reduction of tax in those years.

Part XIII Undistributed Income (see page 26 of the instructions)

	(a) Corpus	(b) Years prior to 2008	(c) 2008	(d) 2009
1 Distributable amount for 2009 from Part XI, line 7				83,390.
2 Undistributed income, if any, as of the end of 2009				
a Enter amount for 2008 only			NONE	
b Total for prior years 20____, 20____, 20____		NONE		
3 Excess distributions carryover, if any, to 2009				
a From 2004	7,087.			
b From 2005	1,231.			
c From 2006	4,627.			
d From 2007	1,143.			
e From 2008	31,300.			
f Total of lines 3a through e	45,388.			
4 Qualifying distributions for 2009 from Part XII, line 4: ▶ \$ <u>112,531.</u>				
a Applied to 2008, but not more than line 2a			NONE	
b Applied to undistributed income of prior years (Election required - see page 26 of the instructions)		NONE		
c Treated as distributions out of corpus (Election required - see page 26 of the instructions)	NONE			
d Applied to 2009 distributable amount				83,390.
e Remaining amount distributed out of corpus	29,141.			
5 Excess distributions carryover applied to 2009 (If an amount appears in column (d), the same amount must be shown in column (a))	NONE			NONE
6 Enter the net total of each column as indicated below:				
a Corpus. Add lines 3f, 4c, and 4e. Subtract line 5	74,529.			
b Prior years' undistributed income. Subtract line 4b from line 2b		NONE		
c Enter the amount of prior years' undistributed income for which a notice of deficiency has been issued, or on which the section 4942(a) tax has been previously assessed		NONE		
d Subtract line 6c from line 6b. Taxable amount - see page 27 of the instructions		NONE		
e Undistributed income for 2008. Subtract line 4a from line 2a. Taxable amount - see page 27 of the instructions			NONE	
f Undistributed income for 2009. Subtract lines 4d and 5 from line 1. This amount must be distributed in 2010.				NONE
7 Amounts treated as distributions out of corpus to satisfy requirements imposed by section 170(b)(1)(F) or 4942(g)(3) (see page 27 of the instructions)	NONE			
8 Excess distributions carryover from 2004 not applied on line 5 or line 7 (see page 27 of the instructions)	7,087.			
9 Excess distributions carryover to 2010. Subtract lines 7 and 8 from line 6a	67,442.			
10 Analysis of line 9				
a Excess from 2005	1,231.			
b Excess from 2006	4,627.			
c Excess from 2007	1,143.			
d Excess from 2008	31,300.			
e Excess from 2009	29,141.			

Part XIV Private Operating Foundations (see page 27 of the instructions and Part VII-A, question 9) **NOT APPLICABLE**

1 a If the foundation has received a ruling or determination letter that it is a private operating foundation, and the ruling is effective for 2009, enter the date of the ruling ▶

b Check box to indicate whether the foundation is a private operating foundation described in section 4942(j)(3) or 4942(j)(5)

	Tax year	Prior 3 years			(e) Total
	(a) 2009	(b) 2008	(c) 2007	(d) 2006	
2 a Enter the lesser of the adjusted net income from Part I or the minimum investment return from Part X for each year listed					
b 85% of line 2a					
c Qualifying distributions from Part XII, line 4 for each year listed					
d Amounts included in line 2c not used directly for active conduct of exempt activities					
e Qualifying distributions made directly for active conduct of exempt activities Subtract line 2d from line 2c					
3 Complete 3a, b, or c for the alternative test relied upon					
a "Assets" alternative test - enter					
(1) Value of all assets					
(2) Value of assets qualifying under section 4942(j)(3)(B)(i).					
b "Endowment" alternative test - enter 2/3 of minimum investment return shown in Part X, line 6 for each year listed					
c "Support" alternative test - enter					
(1) Total support other than gross investment income (interest, dividends, rents, payments on securities loans (section 512(a)(5)), or royalties)					
(2) Support from general public and 5 or more exempt organizations as provided in section 4942(j)(3)(B)(iii)					
(3) Largest amount of support from an exempt organization					
(4) Gross investment income					

Part XV Supplementary Information (Complete this part only if the foundation had \$5,000 or more in assets at any time during the year - see page 28 of the instructions.)

1 Information Regarding Foundation Managers:

a List any managers of the foundation who have contributed more than 2% of the total contributions received by the foundation before the close of any tax year (but only if they have contributed more than \$5,000). (See section 507(d)(2).)

N/A

b List any managers of the foundation who own 10% or more of the stock of a corporation (or an equally large portion of the ownership of a partnership or other entity) of which the foundation has a 10% or greater interest.

N/A

2 Information Regarding Contribution, Grant, Gift, Loan, Scholarship, etc., Programs:

Check here if the foundation only makes contributions to preselected charitable organizations and does not accept unsolicited requests for funds. If the foundation makes gifts, grants, etc. (see page 28 of the instructions) to individuals or organizations under other conditions, complete items 2a, b, c, and d.

a The name, address, and telephone number of the person to whom applications should be addressed:
SEE STATEMENT 7

b The form in which applications should be submitted and information and materials they should include:
SEE ATTACHED STATEMENT FOR LINE 2

c Any submission deadlines:
SEE ATTACHED STATEMENT FOR LINE 2

d Any restrictions or limitations on awards, such as by geographical areas, charitable fields, kinds of institutions, or other factors:
SEE ATTACHED STATEMENT FOR LINE 2

Part XV Supplementary Information (continued)

3 Grants and Contributions Paid During the Year or Approved for Future Payment

Recipient Name and address (home or business)	If recipient is an individual, show any relationship to any foundation manager or substantial contributor	Foundation status of recipient	Purpose of grant or contribution	Amount
<p>a <i>Paid during the year</i></p> <p>SEE STATEMENT 20</p>				
Total				▶ 3a 106,018.
<p>b <i>Approved for future payment</i></p>				
Total				▶ 3b

Part XVI-A Analysis of Income-Producing Activities

Enter gross amounts unless otherwise indicated.

Table with 5 columns: (a) Business code, (b) Amount, (c) Exclusion code, (d) Amount, (e) Related or exempt function income. Rows include 1 Program service revenue, 2 Membership dues and assessments, 3 Interest on savings and temporary cash investments, 4 Dividends and interest from securities, 5 Net rental income or (loss) from real estate, 6 Net rental income or (loss) from personal property, 7 Other investment income, 8 Gain or (loss) from sales of assets other than inventory, 9 Net income or (loss) from special events, 10 Gross profit or (loss) from sales of inventory, 11 Other revenue, 12 Subtotal, 13 Total.

Part XVI-B Relationship of Activities to the Accomplishment of Exempt Purposes

Table with 2 columns: Line No., Explain below how each activity for which income is reported in column (e) of Part XVI-A contributed importantly to the accomplishment of the foundation's exempt purposes (other than by providing funds for such purposes). (See page 29 of the instructions.)

NOT APPLICABLE

**FORM 990-PF - PART IV
CAPITAL GAINS AND LOSSES FOR TAX ON INVESTMENT INCOME**

Kind of Property		Description				P or D	Date acquired	Date sold
Gross sale price less expenses of sale	Depreciation allowed/ allowable	Cost or other basis	FMV as of 12/31/69	Adj. basis as of 12/31/69	Excess of FMV over adj basis		Gain or (loss)	
		TOTAL LONG-TERM CAPITAL GAIN DIVIDENDS					124.	
15,485.00		271. CHURCH AND DWIGHT COMPANY PROPERTY TYPE: SECURITIES 14,378.00					02/09/2009 1,107.00	07/22/2009
3,852.00		294. NOKIA CORPORATION SPONSORED ADR PROPERTY TYPE: SECURITIES 4,528.00					10/16/2008 -676.00	07/22/2009
8,397.00		641. NOKIA CORPORATION SPONSORED ADR PROPERTY TYPE: SECURITIES 16,045.00					07/09/2008 -7,648.00	07/22/2009
5,569.00		256. QUANTA SVCS INC COM PROPERTY TYPE: SECURITIES 4,928.00					10/16/2008 641.00	07/22/2009
10,485.00		482. QUANTA SVCS INC COM PROPERTY TYPE: SECURITIES 14,301.00					07/09/2008 -3,816.00	07/22/2009
21,369.00		1138. INVESCO LTD ISIN BMG491BT1088 SEDO PROPERTY TYPE: SECURITIES 22,661.00					07/30/2008 -1,292.00	07/22/2009
3,939.00		243. NABORS INDUSTRIES LTD SHS PROPERTY TYPE: SECURITIES 3,361.00					10/16/2008 578.00	07/22/2009
8,575.00		529. NABORS INDUSTRIES LTD SHS PROPERTY TYPE: SECURITIES 23,810.00					07/09/2008 -15,235.00	07/22/2009
24,720.00		1589.708 ASTON TAMRO SMALL CAP FUND CL I PROPERTY TYPE: SECURITIES 21,938.00					11/03/2008 2,782.00	09/25/2009
31,952.00		2054.793 ASTON TAMRO SMALL CAP FUND CL I PROPERTY TYPE: SECURITIES 33,349.00					07/09/2008 -1,397.00	09/25/2009

**FORM 990-PF - PART IV
CAPITAL GAINS AND LOSSES FOR TAX ON INVESTMENT INCOME**

Kind of Property		Description				P or D	Date acquired	Date sold
Gross sale price less expenses of sale	Depreciation allowed/ allowable	Cost or other basis	FMV as of 12/31/69	Adj. basis as of 12/31/69	Excess of FMV over adj basis		Gain or (loss)	
8,064.00		300. AT&T INC PROPERTY TYPE: SECURITIES 9,525.00					07/25/2008	09/25/2009
15,633.00		331. ABBOTT LABORATORIES PROPERTY TYPE: SECURITIES 17,651.00					10/03/2008	09/25/2009
9,540.00		202. ABBOTT LABORATORIES PROPERTY TYPE: SECURITIES 11,786.00					08/25/2008	09/25/2009
72,004.00		6446.153 ALLEGIANT INTRM BD FD CL I PROPERTY TYPE: SECURITIES 69,232.00					07/09/2008	09/25/2009
4,537.00		75. AMGEN INCORPORATED PROPERTY TYPE: SECURITIES 4,212.00					12/05/2008	09/25/2009
4,530.00		50. APACHE CORPORATION PROPERTY TYPE: SECURITIES 5,360.00					08/19/2008	09/25/2009
4,293.00		75. BAXTER INTERNATIONAL INCORPORATED PROPERTY TYPE: SECURITIES 4,351.00					01/27/2009	09/25/2009
4,375.00		150. BROADCOM CORP CL A PROPERTY TYPE: SECURITIES 4,302.00					07/22/2009	09/25/2009
7,592.00		216. CVS CORPORATION PROPERTY TYPE: SECURITIES 5,712.00					10/16/2008	09/25/2009
16,555.00		471. CVS CORPORATION PROPERTY TYPE: SECURITIES 18,283.00					07/09/2008	09/25/2009
11,932.00		218. CELGENE CORP COM PROPERTY TYPE: SECURITIES 12,325.00					10/03/2008	09/25/2009

**FORM 990-PF - PART IV
CAPITAL GAINS AND LOSSES FOR TAX ON INVESTMENT INCOME**

Kind of Property		Description				P or D	Date acquired	Date sold
Gross sale price less expenses of sale	Depreciation allowed/ allowable	Cost or other basis	FMV as of 12/31/69	Adj. basis as of 12/31/69	Excess of FMV over adj basis		Gain or (loss)	
9,304.00		170. CELGENE CORP COM PROPERTY TYPE: SECURITIES 12,267.00					08/25/2008	09/25/2009
							-2,963.00	
13,035.00		575. CISCO SYSTEMS PROPERTY TYPE: SECURITIES 12,610.00					07/09/2008	09/25/2009
							425.00	
6,581.00		151. DEERE AND COMPANY PROPERTY TYPE: SECURITIES 5,606.00					10/07/2008	09/25/2009
							975.00	
7,671.00		176. DEERE AND COMPANY PROPERTY TYPE: SECURITIES 11,567.00					07/09/2008	09/25/2009
							-3,896.00	
16,351.00		394. EQT CORPORATION PROPERTY TYPE: SECURITIES 11,755.00					03/12/2009	09/25/2009
							4,596.00	
5,177.00		104. EXELON CORP COM PROPERTY TYPE: SECURITIES 5,089.00					10/16/2008	09/25/2009
							88.00	
11,250.00		226. EXELON CORP COM PROPERTY TYPE: SECURITIES 20,349.00					07/09/2008	09/25/2009
							-9,099.00	
11,115.00		243. FIRST ENERGY CORPORATION PROPERTY TYPE: SECURITIES 12,905.00					10/14/2008	09/25/2009
							-1,790.00	
688.00		7. FRANKLIN RESOURCES INCORPORATED PROPERTY TYPE: SECURITIES 415.00					10/16/2008	09/25/2009
							273.00	
9,137.00		93. FRANKLIN RESOURCES INCORPORATED PROPERTY TYPE: SECURITIES 8,397.00					07/09/2008	09/25/2009
							740.00	
7,868.00		125. GENERAL MILLS INCORPORATED PROPERTY TYPE: SECURITIES 7,349.00					07/22/2009	09/25/2009
							519.00	

**FORM 990-PF - PART IV
CAPITAL GAINS AND LOSSES FOR TAX ON INVESTMENT INCOME**

Kind of Property		Description				P or D	Date acquired	Date sold
Gross sale price less expenses of sale	Depreciation allowed/ allowable	Cost or other basis	FMV as of 12/31/69	Adj. basis as of 12/31/69	Excess of FMV over adj basis		Gain or (loss)	
11,665.00		252. GILEAD SCIENCES INC COM PROPERTY TYPE: SECURITIES 11,289.00					12/05/2008	09/25/2009
						376.00		
12,346.00		25. GOOGLE INC-CL A PROPERTY TYPE: SECURITIES 13,714.00					07/09/2008	09/25/2009
						-1,368.00		
18,236.00		392. HEWLETT PACKARD COMPANY PROPERTY TYPE: SECURITIES 14,226.00					02/09/2009	09/25/2009
						4,010.00		
10,648.00		400. HOME DEPOT INCORPORATED PROPERTY TYPE: SECURITIES 9,099.00					07/09/2008	09/25/2009
						1,549.00		
7,720.00		400. INTEL CORPORATION PROPERTY TYPE: SECURITIES 8,449.00					07/16/2008	09/25/2009
						-729.00		
6,921.00		312. KBR INC PROPERTY TYPE: SECURITIES 4,876.00					10/16/2008	09/25/2009
						2,045.00		
13,067.00		589. KBR INC PROPERTY TYPE: SECURITIES 18,054.00					07/09/2008	09/25/2009
						-4,987.00		
6,378.00		311. KROGER COMPANY \$1 PAR PROPERTY TYPE: SECURITIES 7,809.00					10/16/2008	09/25/2009
						-1,431.00		
10,501.00		512. KROGER COMPANY \$1 PAR PROPERTY TYPE: SECURITIES 15,085.00					07/09/2008	09/25/2009
						-4,584.00		
24,241.00		312. LOCKHEED MARTIN CORPORATION PROPERTY TYPE: SECURITIES 30,551.00					10/07/2008	09/25/2009
						-6,310.00		
5,993.00		190. MARATHON OIL CORP COM PROPERTY TYPE: SECURITIES 4,585.00					10/16/2008	09/25/2009
						1,408.00		

**FORM 990-PF - PART IV
CAPITAL GAINS AND LOSSES FOR TAX ON INVESTMENT INCOME**

Kind of Property		Description				P or D	Date acquired	Date sold
Gross sale price less expenses of sale	Depreciation allowed/ allowable	Cost or other basis	FMV as of 12/31/69	Adj basis as of 12/31/69	Excess of FMV over adj basis		Gain or (loss)	
11,388.00		361. MARATHON OIL CORP COM PROPERTY TYPE: SECURITIES 17,427.00					07/09/2008	09/25/2009
							-6,039.00	
17,625.00		325. MEDCO HEALTH SOLUTIONS INC PROPERTY TYPE: SECURITIES 14,113.00					10/07/2008	09/25/2009
							3,512.00	
11,074.00		300. METLIFE INC COM PROPERTY TYPE: SECURITIES 16,633.00					09/18/2008	09/25/2009
							-5,559.00	
16,568.00		650. MICROSOFT CORPORATION PROPERTY TYPE: SECURITIES 16,647.00					07/09/2008	09/25/2009
							-79.00	
12,686.00		306. NATIONAL-OILWELL INC COM PROPERTY TYPE: SECURITIES 9,715.00					09/30/2008	09/25/2009
							2,971.00	
11,567.00		279. NATIONAL-OILWELL INC COM PROPERTY TYPE: SECURITIES 22,108.00					07/09/2008	09/25/2009
							-10,541.00	
15,256.00		259. NIKE INCORPORATED CLASS B PROPERTY TYPE: SECURITIES 14,926.00					10/07/2008	09/25/2009
							330.00	
9,548.00		125. OCCIDENTAL PETROLEUM CORPORATION PROPERTY TYPE: SECURITIES 10,212.00					07/09/2008	09/25/2009
							-664.00	
5,385.00		148. OMNICOM GROUP INCORPORATED PROPERTY TYPE: SECURITIES 4,293.00					10/16/2008	09/25/2009
							1,092.00	
11,752.00		323. OMNICOM GROUP INCORPORATED PROPERTY TYPE: SECURITIES 13,260.00					07/09/2008	09/25/2009
							-1,508.00	
521.00		25. ORACLE SYSTEMS CORPORATION PROPERTY TYPE: SECURITIES 536.00					07/09/2008	09/25/2009
							-15.00	

**FORM 990-PF - PART IV
CAPITAL GAINS AND LOSSES FOR TAX ON INVESTMENT INCOME**

Kind of Property		Description				P or D	Date acquired	Date sold
Gross sale price less expenses of sale	Depreciation allowed/ allowable	Cost or other basis	FMV as of 12/31/69	Adj. basis as of 12/31/69	Excess of FMV over adj basis		Gain or (loss)	
11,980.00		252. PHILIP MORRIS INTERNAT-W/I PROPERTY TYPE: SECURITIES 10,076.00				10/16/2008	09/25/2009	
						1,904.00		
17,827.00		375. PHILIP MORRIS INTERNAT-W/I PROPERTY TYPE: SECURITIES 20,370.00				07/09/2008	09/25/2009	
						-2,543.00		
12,119.00		275. PRICE T ROWE GROUP INC COM PROPERTY TYPE: SECURITIES 12,066.00				07/22/2009	09/25/2009	
						53.00		
5,568.00		125. QUALCOMM INCORPORATED PROPERTY TYPE: SECURITIES 5,898.00				07/09/2008	09/25/2009	
						-330.00		
10,777.00		391.455 T ROWE PRICE EMERGING MARKETS ST PROPERTY TYPE: SECURITIES 7,387.00				10/16/2008	09/25/2009	
						3,390.00		
22,465.00		816.036 T ROWE PRICE EMERGING MARKETS ST PROPERTY TYPE: SECURITIES 28,235.00				07/09/2008	09/25/2009	
						-5,770.00		
45,440.00		4441.825 ROYCE FD TOTAL RETURN PROPERTY TYPE: SECURITIES 40,149.00				10/16/2008	09/25/2009	
						5,291.00		
29,195.00		2853.895 ROYCE FD TOTAL RETURN PROPERTY TYPE: SECURITIES 33,134.00				07/09/2008	09/25/2009	
						-3,939.00		
8,873.00		150. SCHLUMBERGER LIMITED PROPERTY TYPE: SECURITIES 10,156.00				10/09/2008	09/25/2009	
						-1,283.00		
26,746.00		881. SECTOR SPDR TR SBI BASIC INDS PROPERTY TYPE: SECURITIES 24,666.00				10/02/2008	09/25/2009	
						2,080.00		
21,967.00		842. INDUSTRIAL SELECT SECTOR SPDR ETF L PROPERTY TYPE: SECURITIES 19,572.00				10/23/2008	09/25/2009	
						2,395.00		

**FORM 990-PF - PART IV
CAPITAL GAINS AND LOSSES FOR TAX ON INVESTMENT INCOME**

Kind of Property		Description				P or D	Date acquired	Date sold
Gross sale price less expenses of sale	Depreciation allowed/ allowable	Cost or other basis	FMV as of 12/31/69	Adj. basis as of 12/31/69	Excess of FMV over adj. basis		Gain or (loss)	
6,766.00		299. STAPLES INCORPORATED PROPERTY TYPE: SECURITIES 4,796.00					10/16/2008 1,970.00	09/25/2009
14,754.00		652. STAPLES INCORPORATED PROPERTY TYPE: SECURITIES 14,584.00					07/09/2008 170.00	09/25/2009
16,444.00		355. TARGET CORP PROPERTY TYPE: SECURITIES 12,162.00					01/29/2009 4,282.00	09/25/2009
20,875.00		409. TEVA PHARMACEUTICAL ADR PROPERTY TYPE: SECURITIES 17,955.00					03/02/2009 2,920.00	09/25/2009
20,937.00		436. THE TRAVELERS COS INC PROPERTY TYPE: SECURITIES 17,016.00					11/25/2008 3,921.00	09/25/2009
51,521.00		4888.146 VANGUARD FIXED INCOME SECURITIE PROPERTY TYPE: SECURITIES 51,472.00					07/09/2008 49.00	09/25/2009
16,890.00		448. VANGUARD EMERGING MARKETS ETF PROPERTY TYPE: SECURITIES 11,301.00					11/03/2008 5,589.00	09/25/2009
11,974.00		401. VERIZON COMMUNICATIONS COM PROPERTY TYPE: SECURITIES 12,218.00					11/25/2008 -244.00	09/25/2009
7,432.00		150. WAL MART STORES INCORPORATED PROPERTY TYPE: SECURITIES 8,736.00					07/09/2008 -1,304.00	09/25/2009
16,316.00		563. WASTE MANAGEMENT INCORPORATED (NEW) PROPERTY TYPE: SECURITIES 16,124.00					07/22/2009 192.00	09/25/2009
7,809.00		153. ACE LIMITED ISIN CH0044328745 SEDOL PROPERTY TYPE: SECURITIES 6,466.00					10/16/2008 1,343.00	09/25/2009

**FORM 990-PF - PART IV
CAPITAL GAINS AND LOSSES FOR TAX ON INVESTMENT INCOME**

Kind of Property		Description				P or D	Date acquired	Date sold
Gross sale price less expenses of sale	Depreciation allowed/ allowable	Cost or other basis	FMV as of 12/31/69	Adj. basis as of 12/31/69	Excess of FMV over adj basis		Gain or (loss)	
12,199.00		12,968.00					07/09/2008 -769.00	09/25/2009
6,068.00		5,930.00					09/25/2009 138.00	02/23/2010
11,467.00		10,232.00					09/25/2009 1,235.00	02/23/2010
9,990.00		9,153.00					09/25/2009 837.00	02/23/2010
8,128.00		7,179.00					09/25/2009 949.00	02/23/2010
6,771.00		6,184.00					09/25/2009 587.00	02/23/2010
11,632.00		10,671.00					09/25/2009 961.00	02/23/2010
12,146.00		11,724.00					09/25/2009 422.00	02/23/2010
16,612.00		15,911.00					09/25/2009 701.00	02/23/2010
18,488.00		17,180.00					09/25/2009 1,308.00	02/23/2010
13,328.00		11,917.00					09/25/2009 1,411.00	02/23/2010

**FORM 990-PF - PART IV
CAPITAL GAINS AND LOSSES FOR TAX ON INVESTMENT INCOME**

Kind of Property		Description				P or D	Date acquired	Date sold
Gross sale price less expenses of sale	Depreciation allowed/ allowable	Cost or other basis	FMV as of 12/31/69	Adj. basis as of 12/31/69	Excess of FMV over adj basis		Gain or (loss)	
5,839.00		125. FPL GROUP INCORPORATED PROPERTY TYPE: SECURITIES 6,785.00				09/25/2009	02/23/2010 -946.00	
9,047.00		297. HOME DEPOT INCORPORATED PROPERTY TYPE: SECURITIES 5,981.00				07/09/2008	02/23/2010 3,066.00	
9,005.00		175. ITT INDUSTRIES INCORPORATED PROPERTY TYPE: SECURITIES 9,054.00				09/25/2009	02/23/2010 -49.00	
10,189.00		425. INTERNATIONAL PAPER COMPANY PROPERTY TYPE: SECURITIES 9,137.00				09/25/2009	02/23/2010 1,052.00	
11,055.00		106. ISHARES IBOXX \$ INVESTOP INVESTMENT PROPERTY TYPE: SECURITIES 10,789.00				07/09/2008	02/23/2010 266.00	
44,003.00		527. ISHARES RUSSELL MIDCAP INDEX FD ETF PROPERTY TYPE: SECURITIES 40,419.00				09/25/2009	02/23/2010 3,584.00	
11,619.00		150. LUBRIZOL CORPORATION PROPERTY TYPE: SECURITIES 10,400.00				09/25/2009	02/23/2010 1,219.00	
16,741.00		75. MASTERCARD INC CL A PROPERTY TYPE: SECURITIES 15,474.00				09/25/2009	02/23/2010 1,267.00	
10,307.00		175. MCKESSON HBOC INC COMMN PROPERTY TYPE: SECURITIES 10,106.00				09/25/2009	02/23/2010 201.00	
11,752.00		475. ORACLE SYSTEMS CORPORATION PROPERTY TYPE: SECURITIES 10,184.00				07/09/2008	02/23/2010 1,568.00	
7,007.00		250. OWENS ILLINOIS INCORPORATED COMMON PROPERTY TYPE: SECURITIES 9,091.00				09/25/2009	02/23/2010 -2,084.00	

**FORM 990-PF - PART IV
CAPITAL GAINS AND LOSSES FOR TAX ON INVESTMENT INCOME**

Kind of Property		Description				P or D	Date acquired	Date sold
Gross sale price less expenses of sale	Depreciation allowed/ allowable	Cost or other basis	FMV as of 12/31/69	Adj. basis as of 12/31/69	Excess of FMV over adj basis		Gain or (loss)	
13,018.00		334. QUALCOMM INCORPORATED PROPERTY TYPE: SECURITIES 14,274.00				07/09/2008	02/23/2010	
						-1,256.00		
7,776.00		200. ST JUDE MEDICAL PROPERTY TYPE: SECURITIES 7,846.00				09/25/2009	02/23/2010	
						-70.00		
13,938.00		300. STATE STREET CORPORATION PROPERTY TYPE: SECURITIES 15,275.00				09/25/2009	02/23/2010	
						-1,337.00		
9,990.00		150. UNION PACIFIC CORPORATION PROPERTY TYPE: SECURITIES 8,895.00				09/25/2009	02/23/2010	
						1,095.00		
17,847.00		1623.932 VANGUARD FIXED INCOME SECURITIE PROPERTY TYPE: SECURITIES 19,000.00				09/29/2009	02/23/2010	
						-1,153.00		
4,755.00		432.663 VANGUARD FIXED INCOME SECURITIES PROPERTY TYPE: SECURITIES 5,006.00				07/09/2008	02/23/2010	
						-251.00		
24,997.00		639. VANGUARD EMERGING MARKETS ETF PROPERTY TYPE: SECURITIES 16,120.00				11/03/2008	02/23/2010	
						8,877.00		
16,842.00		370. XTO ENERGY INC PROPERTY TYPE: SECURITIES 14,672.00				07/22/2009	02/23/2010	
						2,170.00		
TOTAL GAIN(LOSS)						-----		
						-20,034.		
						=====		

RUBY K WORNER TRUST FBO CHARITIES

37-6337761

FORM 990PF, PART I - ACCOUNTING FEES

DESCRIPTION	REVENUE AND EXPENSES PER BOOKS	NET INVESTMENT INCOME	ADJUSTED NET INCOME	CHARITABLE PURPOSES
PNC BANK, NA	750.			750.
TOTALS	750.	NONE	NONE	750.

FORM 990PF, PART I - TAXES
=====

DESCRIPTION -----	REVENUE AND EXPENSES PER BOOKS -----	NET INVESTMENT INCOME -----
FOREIGN TAXES	109.	109.
FOREIGN TAXES ON QUALIFIED FOR	433.	433.
FOREIGN TAXES ON NONQUALIFIED	34.	34.
TOTALS	576.	576.

FORM 990PF, PART I - OTHER EXPENSES
=====

DESCRIPTION -----	REVENUE AND EXPENSES PER BOOKS -----	NET INVESTMENT INCOME -----	CHARITABLE PURPOSES -----
STATE FILING FEE	15.		15.
ADR SERVICE FEES	3.	3.	
TOTALS	18.	3.	15.
	=====	=====	=====

FORM 990PF, PART III - OTHER INCREASES IN NET WORTH OR FUND BALANCES

DESCRIPTION	AMOUNT
POSTED CURR YEAR TAXED PRIOR YEAR	466.
RECOVERY	750.
COST BASIS ADJUSTMENT	5.
TOTAL	1,221.

FORM 990PF, PART III - OTHER DECREASES IN NET WORTH OR FUND BALANCES

=====

DESCRIPTION -----	AMOUNT -----
POSTED SUBSEQSEQ YR TAXED CURR YEAR	284.

TOTAL	284.
	=====

FORM 990PF, PART VIII - LIST OF OFFICERS, DIRECTORS, AND TRUSTEES

=====

OFFICER NAME:

PNC BANK, NA TRUSTEE

ADDRESS:

P. O. BOX 94651
CLEVELAND, OH 44101

TITLE:

TRUSTEE

AVERAGE HOURS PER WEEK DEVOTED TO POSITION: 3

COMPENSATION 11,496.

TOTAL COMPENSATION: 11,496.

=====

RECIPIENT NAME:

JO HARLAN @ PNC BANK, NA

ADDRESS:

301 SW ADAMS ST D2-Y701-04-1

PEORIA, IL 61652

RECIPIENT'S PHONE NUMBER: 309-655-5385

FORM, INFORMATION AND MATERIALS:

PLEASE SUBMIT A LETTER REQUESTING THE GRANT
SUBMISSION DEADLINES:

THERE ARE NO SUBMISSION DEADLINES

RESTRICTIONS OR LIMITATIONS ON AWARDS:

THERE ARE NO LIMITATIONS

=====

RECIPIENT NAME:

AMERICANS FOR MIDDLE EAST UNDERSTAN

ADDRESS:

475 RIVERSIDE DRIVE

NEW YORK, NY 10115

RELATIONSHIP:

NONE

PURPOSE OF GRANT:

GENERAL SUPPORT

FOUNDATION STATUS OF RECIPIENT:

PUBLIC CHARITY

AMOUNT OF GRANT PAID 500.

RECIPIENT NAME:

FOREST CITY COMMUNITY CHURCH

ADDRESS:

203 WEST MARKET STREET

FOREST CITY, IL 61532

RELATIONSHIP:

NONE

PURPOSE OF GRANT:

GENERAL SUPPORT

FOUNDATION STATUS OF RECIPIENT:

PUBLIC CHARITY

AMOUNT OF GRANT PAID 750.

RECIPIENT NAME:

FREEDOM FROM HUNGER

ADDRESS:

1644 DA VINCI COURT

DAVIS, CA 95618

RELATIONSHIP:

NONE

PURPOSE OF GRANT:

GENERAL SUPPORT

FOUNDATION STATUS OF RECIPIENT:

PUBLIC CHARITY

AMOUNT OF GRANT PAID 1,500.

=====

RECIPIENT NAME:

GREEN VALLEY CEMETERY

ADDRESS:

301 NORTH CHURCH STREET
GREEN VALLEY, IL 61534

RELATIONSHIP:

NONE

PURPOSE OF GRANT:

GENERAL SUPPORT

FOUNDATION STATUS OF RECIPIENT:

PUBLIC CHARITY

AMOUNT OF GRANT PAID 1,000.

RECIPIENT NAME:

LAKEVIEW MUSEUM OF ARTS & SCIENCE

ADDRESS:

1125 WEST LAKE AVENUE
PEORIA, IL 61614

RELATIONSHIP:

NONE

PURPOSE OF GRANT:

GENERAL SUPPORT

FOUNDATION STATUS OF RECIPIENT:

PUBLIC CHARITY

AMOUNT OF GRANT PAID 25,000.

RECIPIENT NAME:

ILLINOIS CENTRAL FFA

ADDRESS:

208 NORTH WEST AVENUE
MASON CITY, IL 62664

RELATIONSHIP:

NONE

PURPOSE OF GRANT:

GENERAL SUPPORT

FOUNDATION STATUS OF RECIPIENT:

PUBLIC CHARITY

AMOUNT OF GRANT PAID 1,600.

=====

RECIPIENT NAME:

PEORIA SYMPHONY ORCHESTRA

ADDRESS:

203 HARRISON STREET
PEORIA, IL 61602

RELATIONSHIP:

NONE

PURPOSE OF GRANT:

GENERAL SUPPORT

FOUNDATION STATUS OF RECIPIENT:

PUBLIC CHARITY

AMOUNT OF GRANT PAID 3,350.

RECIPIENT NAME:

PRATT MUSIC FOUNDATION

ADDRESS:

P. O. BOX 2900
BLOOMINGTON, IL 61702

RELATIONSHIP:

NONE

PURPOSE OF GRANT:

GENERAL SUPPORT

FOUNDATION STATUS OF RECIPIENT:

PUBLIC CHARITY

AMOUNT OF GRANT PAID 1,250.

RECIPIENT NAME:

NEW ORLEANS MUSEUM OF ART

ADDRESS:

1 COLLINS DIBOLL CIRCLE
NEW ORLEANS, LA 70179

RELATIONSHIP:

NONE

PURPOSE OF GRANT:

GENERAL SUPPORT

FOUNDATION STATUS OF RECIPIENT:

PUBLIC CHARITY

AMOUNT OF GRANT PAID 10,000.

=====

RECIPIENT NAME:

PLEASANT HILL CEMETERY

ADDRESS:

30547 CIRCLE 1900 NORTH
FOREST CITY, IL 61532

RELATIONSHIP:

NONE

PURPOSE OF GRANT:

GENERAL SUPPORT

FOUNDATION STATUS OF RECIPIENT:

PUBLIC CHARITY

AMOUNT OF GRANT PAID 2,500.

RECIPIENT NAME:

WESTMINISTER INFANT CARE CENTER

ADDRESS:

1420 WEST MOSS AVENUE
PEORIA, IL 61606

RELATIONSHIP:

NONE

PURPOSE OF GRANT:

GENERAL SUPPORT

FOUNDATION STATUS OF RECIPIENT:

PUBLIC CHARITY

AMOUNT OF GRANT PAID 4,000.

RECIPIENT NAME:

MIDWEST CENTRAL HIGH SCHOOL

ADDRESS:

910 SOUTH WASHINGTON STREET
MANITO, IL 61546

RELATIONSHIP:

NONE

PURPOSE OF GRANT:

GENERAL SUPPORT

FOUNDATION STATUS OF RECIPIENT:

PUBLIC CHARITY

AMOUNT OF GRANT PAID 5,000.

RECIPIENT NAME:
ILLINOIS CENTRAL COLLEGE
ADDRESS:
ONE COLLEGE DRIVE
EAST PEORIA, IL 61635
RELATIONSHIP:
NONE
PURPOSE OF GRANT:
EDUCATIONAL
FOUNDATION STATUS OF RECIPIENT:
PUBLIC CHARITY
AMOUNT OF GRANT PAID 1,500.

RECIPIENT NAME:
MARCFIRST
ADDRESS:
1606 HUNT DRIVE
NORMAL, IL 61761
RELATIONSHIP:
NONE
PURPOSE OF GRANT:
GENERAL SUPPORT
FOUNDATION STATUS OF RECIPIENT:
PUBLIC CHARITY
AMOUNT OF GRANT PAID 1,000.

RECIPIENT NAME:
STUDENT NO. 10
ST PHILOMENA SCHOOL
ADDRESS:
3216 NORTH EMERY AVENUE
PEORIA, IL 61604
RELATIONSHIP:
NONE
PURPOSE OF GRANT:
SCHOLARSHIP
FOUNDATION STATUS OF RECIPIENT:
INDIVIDUAL
AMOUNT OF GRANT PAID 800.

=====

RECIPIENT NAME:

STUDENT NO. 5
DUNLAP HIGH SCHOOL

ADDRESS:

5220 WEST LEGION AVENUE
DUNLAP, IL 61525

RELATIONSHIP:

NONE

PURPOSE OF GRANT:

SCHOLARSHIP

FOUNDATION STATUS OF RECIPIENT:

INDIVIDUAL

AMOUNT OF GRANT PAID 332.

RECIPIENT NAME:

STUDENT NO. 2
PAUL BOLIN SCHOOL

ADDRESS:

428 ARNOLD ROAD
EAST PEORIA, IL 61611

RELATIONSHIP:

NONE

PURPOSE OF GRANT:

SCHOLARSHIP

FOUNDATION STATUS OF RECIPIENT:

INDIVIDUAL

AMOUNT OF GRANT PAID 600.

RECIPIENT NAME:

STUDENT NO. 11
GLEN OAK SCHOOL

ADDRESS:

809 EAST FRYE AVENUE
PEORIA, IL 61603

RELATIONSHIP:

NONE

PURPOSE OF GRANT:

SCHOLARSHIP

FOUNDATION STATUS OF RECIPIENT:

INDIVIDUAL

AMOUNT OF GRANT PAID 785.

RECIPIENT NAME:
JACKSONVILLE SYMPHONY SOCIETY
ADDRESS:
P. O. BOX 32
JACKSONVILLE, IL 62651
RELATIONSHIP:
NONE
PURPOSE OF GRANT:
GENERAL SUPPORT
FOUNDATION STATUS OF RECIPIENT:
PUBLIC CHARITY
AMOUNT OF GRANT PAID 1,750.

RECIPIENT NAME:
CENTRAL ILLINOIS MULTIPLE SCLEROSIS
COUNCIL
ADDRESS:
809 WEST DETWEILLER DRIVE
PEORIA, IL 61615
RELATIONSHIP:
NONE
PURPOSE OF GRANT:
GENERAL SUPPORT
FOUNDATION STATUS OF RECIPIENT:
PUBLIC CHARITY
AMOUNT OF GRANT PAID 2,500.

RECIPIENT NAME:
PEROIA COUNTY REGIONAL OFFICE OF
EDUCATION
ADDRESS:
324 MAIN STREET
PEORIA, IL 61602
RELATIONSHIP:
NONE
PURPOSE OF GRANT:
GENERAL SUPPORT
FOUNDATION STATUS OF RECIPIENT:
PUBLIC CHARITY
AMOUNT OF GRANT PAID 5,000.

=====

RECIPIENT NAME:

SUN FOUNDATION

ADDRESS:

1276 SUN ROAD
WASHBURN, IL 61570

RELATIONSHIP:

NONE

PURPOSE OF GRANT:

GENERAL SUPPORT

FOUNDATION STATUS OF RECIPIENT:

PUBLIC CHARITY

AMOUNT OF GRANT PAID 5,000.

RECIPIENT NAME:

ANERA

ADDRESS:

1522 K STREET
WASHINGTON, DC 20005

RELATIONSHIP:

NONE

PURPOSE OF GRANT:

GENERAL SUPPORT

FOUNDATION STATUS OF RECIPIENT:

PUBLIC CHARITY

AMOUNT OF GRANT PAID 1,500.

RECIPIENT NAME:

EASTER SEALS

ADDRESS:

507 EAST ARMSTRONG AVENUE
PEORIA, IL 61603

RELATIONSHIP:

NONE

PURPOSE OF GRANT:

GENERAL SUPPORT

FOUNDATION STATUS OF RECIPIENT:

PUBLIC CHARITY

AMOUNT OF GRANT PAID 2,000.

RECIPIENT NAME:
SAN JOSE UNITED METHODIST CHURCH
ADDRESS:
600 SOUTH FIRST STREET
SAN JOSE, CA 62682
RELATIONSHIP:
NONE
PURPOSE OF GRANT:
GENERAL SUPPORT
FOUNDATION STATUS OF RECIPIENT:
PUBLIC CHARITY
AMOUNT OF GRANT PAID 2,000.

RECIPIENT NAME:
SHIMER COLLEGE OF CHICAGO
ADDRESS:
3424 SOUTH STATE STREET
CHICAGO, IL 60616
RELATIONSHIP:
NONE
PURPOSE OF GRANT:
GENERAL SUPPORT
FOUNDATION STATUS OF RECIPIENT:
PUBLIC CHARITY
AMOUNT OF GRANT PAID 3,000.

RECIPIENT NAME:
SIGMA XI SOCIETY
ADDRESS:
3106 EAST NC HIGHWAY 54
RESEARCH TRIANGLE, PA 27709
RELATIONSHIP:
NONE
PURPOSE OF GRANT:
GENERAL SUPPORT
FOUNDATION STATUS OF RECIPIENT:
PUBLIC CHARITY
AMOUNT OF GRANT PAID 2,500.

=====

RECIPIENT NAME:

ALZHEIMER'S ASSOCIATION

ADDRESS:

606 WEST GLEN AVENUE
PEORIA, IL 61614

RELATIONSHIP:

NONE

PURPOSE OF GRANT:

GENERAL SUPPORT

FOUNDATION STATUS OF RECIPIENT:

PUBLIC CHARITY

AMOUNT OF GRANT PAID 2,000.

RECIPIENT NAME:

STUDENT NO. 1
FIELDCREST SOUTH SCHOOL

ADDRESS:

523 JOHNSON STREET
MINONK, IL 61760

RELATIONSHIP:

NONE

PURPOSE OF GRANT:

SCHOLARSHIP

FOUNDATION STATUS OF RECIPIENT:

INDIVIDUAL

AMOUNT OF GRANT PAID 800.

RECIPIENT NAME:

STUDENT NO. 3
RIVERVIEW SCHOOL

ADDRESS:

1421 SPRING BAY ROAD
EAST PEORIA, IL 61611

RELATIONSHIP:

NONE

PURPOSE OF GRANT:

SCHOLARSHIP

FOUNDATION STATUS OF RECIPIENT:

INDIVIDUAL

AMOUNT OF GRANT PAID 900.

=====

RECIPIENT NAME:

STUDENT NO. 6

CENTRAL INTERMEDIATE SCHOOL

ADDRESS:

1301 EAGLE AVENUE

WASHINGTON, IL 61571

RELATIONSHIP:

NONE

PURPOSE OF GRANT:

SCHOLARSHIP

FOUNDATION STATUS OF RECIPIENT:

INDIVIDUAL

AMOUNT OF GRANT PAID 600.

RECIPIENT NAME:

STUDENT NO. 7

EUREKA HIGH SCHOOL

ADDRESS:

200 WEST CRUGER ROAD

EUREKA, IL 61530

RELATIONSHIP:

NONE

PURPOSE OF GRANT:

SCHOLARSHIP

FOUNDATION STATUS OF RECIPIENT:

INDIVIDUAL

AMOUNT OF GRANT PAID 500.

RECIPIENT NAME:

STUDENT NO. 8

ST. EDWARD SCHOOL

ADDRESS:

1221 NORTH FIFTH STREET

CHILLICOTHE, IL 61523

RELATIONSHIP:

NONE

PURPOSE OF GRANT:

GENERAL SUPPORT

FOUNDATION STATUS OF RECIPIENT:

PUBLIC CHARITY

AMOUNT OF GRANT PAID 575.

=====

RECIPIENT NAME:

STUDENT NO. 9
MOSSVILLE ELEMENTARY SCHOOL

ADDRESS:

P. O. BOX 178
MOSSVILLE, IL 61552

RELATIONSHIP:

NONE

PURPOSE OF GRANT:

SCHOLARSHIP

FOUNDATION STATUS OF RECIPIENT:

INDIVIDUAL

AMOUNT OF GRANT PAID 546.

RECIPIENT NAME:

PEORIA AREA CIVIC CHORALE

ADDRESS:

P. O. BOX 9696
PEORIA, IL 61612-9696

RELATIONSHIP:

NONE

PURPOSE OF GRANT:

GENERAL SUPPORT

FOUNDATION STATUS OF RECIPIENT:

PUBLIC CHARITY

AMOUNT OF GRANT PAID 1,000.

RECIPIENT NAME:

PEORIA MATH, SCIENCE & TECHNOLOGY

ADDRESS:

100 SOUTH WATER STREET
PEORIA, IL 61602

RELATIONSHIP:

NONE

PURPOSE OF GRANT:

GENERAL SUPPORT

FOUNDATION STATUS OF RECIPIENT:

PUBLIC CHARITY

AMOUNT OF GRANT PAID 5,000.

=====

RECIPIENT NAME:

UNIVERSITY OF ILLINOIS COLLEGE MED

ADDRESS:

1 ILLINOIS DRIVE
PEORIA, IL 61656

RELATIONSHIP:

NONE

PURPOSE OF GRANT:

GENERAL SUPPORT

FOUNDATION STATUS OF RECIPIENT:

PUBLIC CHARITY

AMOUNT OF GRANT PAID 2,400.

RECIPIENT NAME:

WESTMINSTER PRESBYTERIAN CHURCH

ADDRESS:

1420 WEST MOSS AVENUE
PEORIA, IL 61606

RELATIONSHIP:

NONE

PURPOSE OF GRANT:

GENERAL SUPPORT

FOUNDATION STATUS OF RECIPIENT:

PUBLIC CHARITY

AMOUNT OF GRANT PAID 4,000.

RECIPIENT NAME:

STUDENT NO. 4
MIDWEST CENTRAL HIGH SCHOOL

ADDRESS:

910 SOUTH WASHINGTON STREET
MANITO, IL 61546

RELATIONSHIP:

NONE

PURPOSE OF GRANT:

SCHOLARSHIP

FOUNDATION STATUS OF RECIPIENT:

INDIVIDUAL

AMOUNT OF GRANT PAID 980.

TOTAL GRANTS PAID:

106,018.

=====

RUBY K WORNER TRUST FBO CHARITIES
 Schedule D Detail of Short-term Capital Gains and Losses

37-6337761

Description	Date Acquired	Date Sold	Gross Sales Price	Cost or Other Basis	Short-term Gain/Loss
CAPITAL GAINS (LOSSES) HELD FOR INVESTMENT					
PURPOSES					
271. CHURCH AND DWIGHT	02/09/2009	07/22/2009	15,485.00	14,378.00	1,107.00
294. NOKIA CORPORATION	10/16/2008	07/22/2009	3,852.00	4,528.00	-676.00
256. QUANTA SVCS INC COM	10/16/2008	07/22/2009	5,569.00	4,928.00	641.00
1138. INVESCO LTD ISIN					
BMG491BT1088 SEDOL B28XP76	07/30/2008	07/22/2009	21,369.00	22,661.00	-1,292.00
243. NABORS INDUSTRIES LTD	10/16/2008	07/22/2009	3,939.00	3,361.00	578.00
1589.708 ASTON TAMRO SMALL	11/03/2008	09/25/2009	24,720.00	21,938.00	2,782.00
331. ABBOTT LABORATORIES	10/03/2008	09/25/2009	15,633.00	17,651.00	-2,018.00
75. AMGEN INCORPORATED	12/05/2008	09/25/2009	4,537.00	4,212.00	325.00
75. BAXTER INTERNATIONAL	01/27/2009	09/25/2009	4,293.00	4,351.00	-58.00
150. BROADCOM CORP CL A	07/22/2009	09/25/2009	4,375.00	4,302.00	73.00
216. CVS CORPORATION	10/16/2008	09/25/2009	7,592.00	5,712.00	1,880.00
218. CELGENE CORP COM	10/03/2008	09/25/2009	11,932.00	12,325.00	-393.00
151. DEERE AND COMPANY	10/07/2008	09/25/2009	6,581.00	5,606.00	975.00
394. EOT CORPORATION	03/12/2009	09/25/2009	16,351.00	11,755.00	4,596.00
104. EXELON CORP COM	10/16/2008	09/25/2009	5,177.00	5,089.00	88.00
243. FIRST ENERGY	10/14/2008	09/25/2009	11,115.00	12,905.00	-1,790.00
7. FRANKLIN RESOURCES	10/16/2008	09/25/2009	688.00	415.00	273.00
125. GENERAL MILLS	07/22/2009	09/25/2009	7,868.00	7,349.00	519.00
252. GILEAD SCIENCES INC	12/05/2008	09/25/2009	11,665.00	11,289.00	376.00
392. HEWLETT PACKARD	02/09/2009	09/25/2009	18,236.00	14,226.00	4,010.00
312. KBR INC	10/16/2008	09/25/2009	6,921.00	4,876.00	2,045.00
311. KROGER COMPANY \$1 PAR	10/16/2008	09/25/2009	6,378.00	7,809.00	-1,431.00
312. LOCKHEED MARTIN	10/07/2008	09/25/2009	24,241.00	30,551.00	-6,310.00
190. MARATHON OIL CORP COM	10/16/2008	09/25/2009	5,993.00	4,585.00	1,408.00
325. MEDCO HEALTH	10/07/2008	09/25/2009	17,625.00	14,113.00	3,512.00
306. NATIONAL-OILWELL INC	09/30/2008	09/25/2009	12,686.00	9,715.00	2,971.00
259. NIKE INCORPORATED	10/07/2008	09/25/2009	15,256.00	14,926.00	330.00
148. OMNICOM GROUP	10/16/2008	09/25/2009	5,385.00	4,293.00	1,092.00
252. PHILIP MORRIS	10/16/2008	09/25/2009	11,980.00	10,076.00	1,904.00
275. PRICE T ROWE GROUP	07/22/2009	09/25/2009	12,119.00	12,066.00	53.00
391.455 T ROWE PRICE					
Totals					
EMERGING MARKETS STOCK FUND					

JSA
9F0971 2 000

RUBY K WORNER TRUST FBO CHARITIES
Schedule D Detail of Short-term Capital Gains and Losses

37-6337761

Description	Date 10/16/2008	Date 09/25/2009	Gross Sales Price	Cost or Other Basis	Short-term Gain/Loss
4441.825 ROYCE FD TOTAL	10/16/2008	09/25/2009	10,777.00	7,387.00	3,390.00
150. SCHLUMBERGER LIMITED	10/09/2008	09/25/2009	45,440.00	40,149.00	5,291.00
881. SECTOR SPDR TR SBI	10/02/2008	09/25/2009	8,873.00	10,156.00	-1,283.00
842. INDUSTRIAL SELECT	10/23/2008	09/25/2009	21,967.00	19,572.00	2,395.00
299. STAPLES INCORPORATED	01/29/2009	09/25/2009	16,444.00	12,162.00	4,282.00
355. TARGET CORP	03/02/2009	09/25/2009	20,875.00	17,955.00	2,920.00
409. TEVA PHARMACEUTICAL	11/25/2008	09/25/2009	20,937.00	17,016.00	3,921.00
436. THE TRAVELERS COS INC	11/03/2008	09/25/2009	16,890.00	11,301.00	5,589.00
448. VANGUARD EMERGING	11/25/2008	09/25/2009	11,974.00	12,218.00	-244.00
401. VERIZON COMMUNICATION	07/22/2009	09/25/2009	16,316.00	16,124.00	192.00
563. WASTE MANAGEMENT					
153. ACE LIMITED ISIN					
CH0044328745 SEDOL B3BQMF6	10/16/2008	09/25/2009	7,809.00	6,466.00	1,343.00
225. AECOM TECHNOLOGY CORP	09/25/2009	02/23/2010	6,068.00	5,930.00	138.00
275. AMPHENOL CORP NEW CL	09/25/2009	02/23/2010	11,467.00	10,232.00	1,235.00
50. APPLE COMPUTER	09/25/2009	02/23/2010	9,990.00	9,153.00	837.00
50. AUTOZONE INCORPORATED	09/25/2009	02/23/2010	8,128.00	7,179.00	949.00
275. BRISTOL MYERS SQUIBB	09/25/2009	02/23/2010	6,771.00	6,184.00	587.00
250. CSX CORPORATION	09/25/2009	02/23/2010	11,632.00	10,671.00	961.00
200. CLOROX COMPANY	09/25/2009	02/23/2010	12,146.00	11,724.00	422.00
300. COCA COLA COMPANY	09/25/2009	02/23/2010	16,612.00	15,911.00	701.00
225. COLGATE PALMOLIVE	09/25/2009	02/23/2010	18,488.00	17,180.00	1,308.00
425. DISCOVERY COMMUNICATI	09/25/2009	02/23/2010	13,328.00	11,917.00	1,411.00
125. FPL GROUP INCORPORATE	09/25/2009	02/23/2010	5,839.00	6,785.00	-946.00
175. ITT INDUSTRIES	09/25/2009	02/23/2010	9,005.00	9,054.00	-49.00
425. INTERNATIONAL PAPER	09/25/2009	02/23/2010	10,189.00	9,137.00	1,052.00
527. ISHARES RUSSELL	09/25/2009	02/23/2010	44,003.00	40,419.00	3,584.00
150. LUBRIZOL CORPORATION	09/25/2009	02/23/2010	11,619.00	10,400.00	1,219.00
75. MASTERCARD INC CL A	09/25/2009	02/23/2010	16,741.00	15,474.00	1,267.00
175. MCKESSON HBOC INC	09/25/2009	02/23/2010	10,307.00	10,106.00	201.00
250. OWENS ILLINOIS					
INCORPORATED COMMON NEW	09/25/2009	02/23/2010	7,007.00	9,091.00	-2,084.00
200. ST JUDE MEDICAL	09/25/2009	02/23/2010	7,776.00	7,846.00	-70.00
Totals					

USA
9F0971 2.000

RUBY K WORNER TRUST FBO CHARITIES
 Schedule D Detail of Long-term Capital Gains and Losses

37-6337761

Description	Date Acquired	Date Sold	Gross Sales Price	Cost or Other Basis	Long-term Gain/Loss
CAPITAL GAINS (LOSSES) HELD FOR INVESTMENT	PURPOSES				
641. NOKIA CORPORATION	07/09/2008	07/22/2009	8,397.00	16,045.00	-7,648.00
482. QUANTA SVCS INC COM	07/09/2008	07/22/2009	10,485.00	14,301.00	-3,816.00
529. NABORS INDUSTRIES LTD	07/09/2008	07/22/2009	8,575.00	23,810.00	-15,235.00
2054.793 ASTON TAMRO SMALL	07/09/2008	09/25/2009	31,952.00	33,349.00	-1,397.00
300. AT&T INC	07/25/2008	09/25/2009	8,064.00	9,525.00	-1,461.00
202. ABBOTT LABORATORIES	08/25/2008	09/25/2009	9,540.00	11,786.00	-2,246.00
6446.153 ALLEGiant INTRM	07/09/2008	09/25/2009	72,004.00	69,232.00	2,772.00
50. APACHE CORPORATION	08/19/2008	09/25/2009	4,530.00	5,360.00	-830.00
471. CVS CORPORATION	07/09/2008	09/25/2009	16,555.00	18,283.00	-1,728.00
170. CELGENE CORP COM	08/25/2008	09/25/2009	9,304.00	12,267.00	-2,963.00
575. CISCO SYSTEMS	07/09/2008	09/25/2009	13,035.00	12,610.00	425.00
176. DEERE AND COMPANY	07/09/2008	09/25/2009	7,671.00	11,567.00	-3,896.00
226. EXELON CORP COM	07/09/2008	09/25/2009	11,250.00	20,349.00	-9,099.00
93. FRANKLIN RESOURCES	07/09/2008	09/25/2009	9,137.00	8,397.00	740.00
25. GOOGLE INC-CL A	07/09/2008	09/25/2009	12,346.00	13,714.00	-1,368.00
400. HOME DEPOT	07/09/2008	09/25/2009	10,648.00	9,099.00	1,549.00
400. INTEL CORPORATION	07/16/2008	09/25/2009	7,720.00	8,449.00	-729.00
589. KBR INC	07/09/2008	09/25/2009	13,067.00	18,054.00	-4,987.00
512. KROGER COMPANY \$1 PAR	07/09/2008	09/25/2009	10,501.00	15,085.00	-4,584.00
361. MARATHON OIL CORP COM	07/09/2008	09/25/2009	11,388.00	17,427.00	-6,039.00
300. METLIFE INC COM	09/18/2008	09/25/2009	11,074.00	16,633.00	-5,559.00
650. MICROSOFT CORPORATION	07/09/2008	09/25/2009	16,568.00	16,647.00	-79.00
279. NATIONAL-OILWELL INC	07/09/2008	09/25/2009	11,567.00	22,108.00	-10,541.00
125. OCCIDENTAL PETROLEUM	07/09/2008	09/25/2009	9,548.00	10,212.00	-664.00
323. OMNICO GROUP	07/09/2008	09/25/2009	11,752.00	13,260.00	-1,508.00
25. ORACLE SYSTEMS	07/09/2008	09/25/2009	521.00	536.00	-15.00
375. PHILIP MORRIS	07/09/2008	09/25/2009	17,827.00	20,370.00	-2,543.00
125. QUALCOMM INCORPORATED	07/09/2008	09/25/2009	5,568.00	5,898.00	-330.00
816.036 T ROWE PRICE					
EMERGING MARKETS STOCK FUND	07/09/2008	09/25/2009	22,465.00	28,235.00	-5,770.00
2853.895 ROYCE FD TOTAL	07/09/2008	09/25/2009	29,195.00	33,134.00	-3,939.00
652. STAPLES INCORPORATED	07/09/2008	09/25/2009	14,754.00	14,584.00	170.00
Totals					

USA
9F0970 2 000

FEDERAL CAPITAL GAIN DIVIDENDS

=====

LONG-TERM CAPITAL GAIN DIVIDENDS

15% RATE CAPITAL GAIN DIVIDENDS

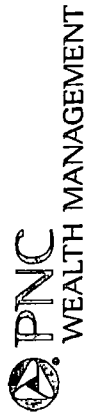
TOTAL 15% RATE CAPITAL GAIN DIVIDENDS

124.00

TOTAL LONG-TERM CAPITAL GAIN DIVIDENDS

124.00

=====



WORNER, RUBY K TUW FBO CHARITIES
 IRREVOCABLE CHARITABLE TRUST STATEMENT
 Account number 75-75-077-8374041
 March 1, 2010 - March 31, 2010

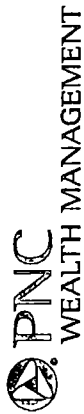
Detail

Fixed income
 Corporate bonds

Description (Cusip)	Market value last period	Quantity	Current market value price per unit	% of total portfolio	Avg tax cost per unit	Total tax cost	Unrealized gain/loss	Current yield	Estimated annual income	Accrued income
CREDIT SUISSE ABSOLUTE RET. NOTE 0% BUFFER 325% PARTICIPATION MATURITY 7/19/12 ISSUED 6/27/08 NOT RATED (22546EBS2)	35,115 50	35,000	36,277 50 103.6500	1.96 %	36,725 50	104 93	- 448 00			
JPMORGAN ABSOLUTE RETURN NOTE 0% BUFFER 260% PARTICIPATION MATURITY 7/2/13 ISSUED 6/27/08 RATING AA3 (48123M6K3)	24,682.00	35,000	24,745 00 70 7000	1 34 %	36,102 50	103 15	- 11,357 50			
Total corporate bonds			\$106,774.50	5.74 %	\$131,628.00		- \$24,853.50			

ETF - fixed income

Description (Symbol)	Market value last period	Quantity	Current market value price per unit	% of total portfolio	Avg. tax cost per unit	Total tax cost	Unrealized gain/loss	Current yield	Estimated annual income	Accrued income
ISHARES IBOX \$ INVESTOP (LQD) INVESTMENT GRADE CORP BD FD ETF	\$12,452 54	118	\$12,480.86 \$105 7700	0.68 %	\$12,010 18	\$101.78	\$470.68	5.30 %	\$660 56	
VANGUARD TOTAL BOND MARKET (BND) ETF		981	77,695 20 79 2000	4 18 %	74,775 94	76 22	2,919 26	3 85 %	2,989.11	
Total etf - fixed income			\$90,176.06	4.85 %	\$86,786.12		\$3,389.94	4.05 %	\$3,649.67	



WORNER, RUBY K TUW FBO CHARITIES
 IRREVOCABLE CHARITABLE TRUST STATEMENT
 Account number 75-75-077-8374041
 March 1, 2010 - March 31, 2010

Detail

Mutual funds - fixed income

Description (Symbol)	Market value last period		Current market value		% of total portfolio	Avg. tax cost per unit	Total tax cost	Unrealized gain/loss	Current yield	Estimated annual income	Accrued income
	Quantity	price per unit	Quantity	price per unit							
BAIRD INTERMEDIATE BD FD (BIMIX) INSTL	30,000.00	\$29,888.58	2,785.515	\$10.7300	1.61%	\$30,000.00	\$10.77	-\$111.42	4.57%	\$1,364.90	
DODGE & COX INCOME FUND (DODIX)	50,891.47	50,736.43	3,875.969	13.0900	2.73%	50,000.00	12.90	736.43	5.66%	2,868.22	
FIDELITY ADVISOR FLOATING HIGH (FFRIX) INCOME FUND I FUND #279	30,000.00	30,507.40	3,171.247	9.6200	1.64%	30,000.00	9.46	507.40	2.59%	787.66	71.31
VANGUARD FIXED INCOME SECS FD (VIPSX) INFLATION-PROTECTED SECS FD #119	4,003.203	50,160.13		12.5300	2.70%	50,000.00	12.49	160.13	3.08%	1,541.23	
WESTERN ASSET INTMD BND-IN (WATIX)	4,868.549	51,168.45		10.5100	2.76%	50,000.00	10.27	1,168.45	3.70%	1,890.56	179.58
Total mutual funds - fixed income		\$212,460.99			11.42%	\$210,000.00		\$2,460.99	3.98%	\$8,452.57	\$250.89

Total fixed income

	\$409,411.55				22.01%	\$428,414.12		-\$19,002.57	2.96%	\$12,102.24	\$250.89
--	--------------	--	--	--	--------	--------------	--	--------------	-------	-------------	----------

Equities
 Stocks
 Consumer discretionary

Description (Symbol)	Market value last period		Current market value		% of total portfolio	Avg. tax cost per unit	Total tax cost	Unrealized gain/loss	Current yield	Estimated annual income	Accrued income
	Quantity	price per unit	Quantity	price per unit							
COACH INC (COH)	10,021.00	\$10,868.00	275	\$39.5200	0.59%	\$8,681.23	\$31.57	\$2,186.77	0.76%	\$82.50	
DOLLAR TREE INC (DLTR)	9,754.50	10,363.50	175	59.2200	0.56%	8,408.53	48.05	1,954.97			
FORD MOTOR COMPANY (F)	7,924.50	8,484.75	675	12.5700	0.46%	7,681.50	11.38	803.25	1.60%	135.00	
JOHNSON CONTROLS INC (JCI)	13,217.50	14,020.75	425	32.9900	0.76%	11,027.19	25.95	2,993.56	1.58%	221.00	55.25
KOHL'S CORP (KSS)	9,418.50	9,586.50	175	54.7800	0.52%	9,564.34	54.65	22.16			



WORNER, RUBY K TUV FBO CHARITIES
 IRREVOCABLE CHARITABLE TRUST STATEMENT
 Account number 75-75-077-8374041
 March 1, 2010 - March 31, 2010

Detail

Equities

Stocks
Consumer discretionary

Description (Symbol)	Market value last period		Current market value		% of total portfolio	Avg tax cost per unit	Total tax cost	Unrealized gain/loss	Current yield	Estimated annual income	Accrued income
	Quantity	price per unit	Quantity	price per unit							
NEWS CORPORATION CL A (NWSA)	11,498.75	12,608.75	875	14,410.00	0.88 %	11,558.75	13.21	1,050.00	1.05 %	131.25	65.63
ROSS STORES INC (ROST)	9,783.00	10,694.00	200	53,470.00	0.58 %	9,415.04	47.08	1,278.96	1.20 %	128.00	
SCRIPPS NETWORKS INTERAC (SNI)	275	12,194.25	275	44,350.00	0.66 %	10,977.72	39.92	1,218.53	0.68 %	82.50	
VIACOM INC CLASS B WI (VIAB)	350	12,033.00	350	34,380.00	0.65 %	9,347.94	26.71	2,685.06			
Total consumer discretionary		\$100,855.50		\$100,855.50	5.42 %	\$86,662.24		\$14,193.26	0.77 %	\$780.25	\$120.88

Consumer staples

Description (Symbol)	Market value last period		Current market value		% of total portfolio	Avg tax cost per unit	Total tax cost	Unrealized gain/loss	Current yield	Estimated annual income	Accrued income
	Quantity	price per unit	Quantity	price per unit							
GENERAL MILLS INC (GIS)	190	\$13,481.90	190	\$70,790.00	0.73 %	\$11,829.81	\$62.26	\$1,620.29	2.77 %	\$372.40	
LAUDER ESTEE COS INC (EL)	10,522.75	11,352.25	175	64,870.00	0.62 %	10,288.04	58.79	1,064.21	0.85 %	96.25	
PEPSICO INC (PEP)	18,928.41	20,046.48	303	66,160.00	1.08 %	18,202.53	60.07	1,843.95	2.73 %	545.40	
PROCTER & GAMBLE CO (PG)	18,984.00	18,981.00	300	63,270.00	1.03 %	17,946.38	59.82	1,034.62	2.79 %	528.00	
JM SMUCKER CO/THE-NEW COM WI (SJM)	175	10,545.50	175	60,260.00	0.57 %	10,567.96	60.39	- 22.46	2.33 %	245.00	
WAL-MART STORES INC (WMT)	308	17,124.80	308	55,600.00	0.93 %	16,276.27	52.85	848.53	2.18 %	372.68	93.17
Total consumer staples		\$91,500.13		\$91,500.13	4.92 %	\$85,110.99		\$6,389.14	2.36 %	\$2,159.73	\$93.17



WORNER, RUBY K TUW FBO CHARITIES
 IRREVOCABLE CHARITABLE TRUST STATEMENT

Account number 75-75-077-8374041

March 1, 2010 - March 31, 2010

Detail

Energy

Description (Symbol) NOBLE CORPORATION (NE) SEDOL B65Z9D7 ISIN CH0033347318	Market value last period Quantity \$12,678 00 300	Current market value Current price per unit \$12,546.00 \$41 8200	% of total portfolio 0.68 %	Avg tax cost per unit \$10,994.51 \$36.65	Total tax cost \$1,551.49	Unrealized gain/loss \$1,551.49	Current yield 0.46 %	Estimated annual income \$57.00	Accrued income
Total energy		\$96,001.82	5.16 %	\$85,288.96	\$10,712.86	\$1,494.74	1.56 %	\$1,494.74	\$75.24

Financial

Description (Symbol) AMERICAN EXPRESS CO (AXP) AMERIPRISE FINANCIAL INC-W/J (AMP) CAPITAL ONE FINANCIAL CORP (COF) CHUBB CORP (CB) FRANKLIN RESOURCES INC (BEN) GOLDMAN SACHS GROUP INC (GS) JPMORGAN CHASE & CO (JPM)	Market value last period Quantity \$3,819 00 100 5,003 75 125 4,718 75 125 10,092 00 200 10,273 72 101 23,452 50 150 27,280 50 650	Current market value Current price per unit \$4,126.00 \$41 2600 5,670.00 45 3600 5,176 25 41 4100 10,370.00 51 8500 11,200 90 110 9000 25,594.50 170 6300 29,087 50 44,7500	% of total portfolio 0.23 % 0.31 % 0.28 % 0.56 % 0.61 % 1.38 % 1.57 %	Avg tax cost per unit \$3,799.78 \$38.00 4,977.13 39 82 4,668 60 37 35 9,779 75 48 90 5,903 92 58 46 26,792 94 178 62 28,359 41 43 63	Unrealized gain/loss \$326 22 692.87 507 65 590.25 5,296 98 - 1,198 44 728.09	Current yield 1.75 % 1.50 % 0.49 % 2.86 % 0.80 % 0.83 % 0.45 %	Estimated annual income \$72.00 85.00 25.00 296.00 88.88 210.00 130.00	Accrued income \$18.00
Total financial		\$1,494.74	1.56 %	\$1,494.74	\$1,494.74	1.56 %	\$1,494.74	\$18.00



WORNER, RUBY K TUV FBO CHARITIES
 IRREVOCABLE CHARITABLE TRUST STATEMENT
 Account number 75-75-077-8374041
 March 1, 2010 - March 31, 2010

Detail

Financial

Description (Symbol)	Market value last period		Current market value		% of total portfolio	Avg. tax cost per unit	Total tax cost	Unrealized gain/loss	Current yield	Estimated annual income	Accrued income
	Quantity	Price per unit	Quantity	Price per unit							
METLIFE INC (MET)	7,459	95	8,884	70	0.48%	6,936.66	1,948.04	1.71%	151.70		
PRICE T ROWE GROUP INC (TROW)	205		43,340		0.63%	33.84	2,363.13	1.97%	230.04		
US BANCORP DEL (USB)	213		54,970		0.39%	43.88	412.50	0.78%	55.00	13.75	
COM NEW	275		25,880			24.38					
WELLS FARGO & COMPANY (WFC)	625		19,450	00	1.05%	17,462.50	1,987.50	0.65%	125.00		
			31,120			27.94					
Total financial			\$138,385.46		7.44%	\$124,730.67	\$13,654.79	1.06%	\$1,468.62	\$127.97	

Health care

Description (Symbol)	Market value last period		Current market value		% of total portfolio	Avg. tax cost per unit	Total tax cost	Unrealized gain/loss	Current yield	Estimated annual income	Accrued income
	Quantity	Price per unit	Quantity	Price per unit							
COVIDIEN PLC (COV)	8,596	00	\$8,799	00	0.48%	\$8,721.39	\$77.61	1.44%	\$126.00		
SEDOL-B3GN1M2 ISIN:IE00B3GN1M21	175		\$50,280			\$49.84					
ALLERGAN INC (AGN)	13,146	75	14,697	00	0.80%	12,712.08	1,984.92	0.31%	45.00		
AMERISOURCEBERGEN CORP (ABC)	225		65,320		0.35%	56.50	236.02	1.11%	72.00		
AMGEN INC (AMGN)	6,309	00	6,507	00	0.39%	6,270.98	449.45				
BAXTER INTERNATIONAL INC (BAX)	225		28,920		0.85%	27.87					
JOHNSON & JOHNSON (JNJ)	6,793	20	7,180	44	1.23%	6,730.99	51.49	2.00%	314.36	78.59	
MEDCO HEALTH SOLUTIONS INC (MHS)	120		59,837			56.09					
MERCK & CO INC (MRK)	15,428	03	15,772	20	0.71%	15,720.71	1,593.14	3.01%	686.00		
	271		58,200			58.01					
	22,050	00	22,820	86		21,226.86					
	350		65,200			60.65					
	12,837	72	13,105	68		7,661.89	5,443.79				
	203		64,560			37.74					
	5,532	00	5,602	50	0.31%	5,502.19	100.31	4.07%	228.00	57.00	
	150		37,350			36.68					



WORNER, RUBY K TUFBO CHARITIES
 IRREVOCABLE CHARITABLE TRUST STATEMENT

Account number 75-75-077-8374041

March 1, 2010 - March 31, 2010

Detail

Health care

Description (Symbol)	Quantity	Current market value	Current price per unit	Market value last period	% of total portfolio	Avg tax cost per unit	Total tax cost	Unrealized gain/loss	Current yield	Estimated annual income	Accrued income
Pfizer Inc (PFE)	9,652.50	9,432.50	17,1500	550	0.51 %	9,165.74	16.67	266.76	4.20 %	396.00	
UnitedHealth Group Inc (UNH)	400	13,068.00	32,6700	400	0.71 %	10,159.26	25.40	2,908.74	0.10 %	12.00	
Total health care		\$116,984.32			6.29 %	\$103,872.09		\$13,112.23	1.61 %	\$1,879.36	\$135.59

Industrials

Description (Symbol)	Quantity	Current market value	Current price per unit	Market value last period	% of total portfolio	Avg tax cost per unit	Total tax cost	Unrealized gain/loss	Current yield	Estimated annual income	Accrued income
Cooper Industries PLC (CBE)	10,206.00	\$10,786.50	\$47,9400	225	0.58 %	\$10,054.88	\$44.69	\$731.62	2.26 %	\$243.00	\$60.75
Sedol B40K911 (SIN IE00B40K9117)	11,356.00	12,390.00	61,9500	200	0.67 %	11,101.14	55.51	1,288.86	1.13 %	140.00	
FeDEX Corporation (FDX)	10,595.00	11,675.00	93,4000	125	0.63 %	9,148.91	73.19	2,526.09	0.48 %	55.00	13.75
General Electric Co (GE)	10,037.50	11,375.00	18,2000	625	0.62 %	9,950.00	15.92	1,425.00	2.20 %	250.00	62.50
Grainger W W Inc (GWW)	10,165.00	10,812.00	108,1200	100	0.59 %	8,731.99	87.32	2,080.01	1.71 %	184.00	
Illinois Tool Works Inc (ITW)	10,242.00	10,656.00	47,3600	225	0.58 %	10,245.57	45.54	410.43	2.62 %	279.00	69.75
Rockwell Automation Inc (ROK)	12,170.25	12,681.00	56,3600	225	0.69 %	9,780.51	43.47	2,900.49	2.06 %	261.00	
3M Company (MMM)	175	14,624.75	83,5700	175	0.79 %	12,889.80	73.66	1,734.95	2.52 %	367.50	
United Technologies Corp (UTX)	200	14,722.00	73,6100	200	0.80 %	12,249.62	61.25	2,472.38	2.31 %	340.00	
Total Industrials		\$109,722.25			5.90 %	\$94,152.42		\$15,569.83	1.93 %	\$2,119.50	\$206.75

Detail

Information technology

Description (Symbol)	Market value last period		Current market value		% of total portfolio	Avg tax cost per unit	Total tax cost	Unrealized gain/loss	Current yield	Estimated annual income	Accrued income
	Quantity	Price per unit	Quantity	Price per unit							
APPLE INC (AAPL)	25,577	\$50	25,577	\$50	1.58%	\$22,883.43	\$6,491.57				
BROADCOM CORP (BRCM)	8,706	96	8,706	96	0.50%	7,972.76	1,256.84	0.97%	88.9%		
CISCO SYSTEMS INC (CSCO)	14,427	69	14,427	69	0.83%	10,773.33	4,662.46				
DOLBY LABORATORIES INC (DLB)	11,985	75	11,985	75	0.71%	8,579.04	4,621.71				
CLASS A	225		225			38.13					
EMC CORP (EMC)	11,805	75	11,805	75	0.66%	11,602.32	574.68				
EBAY INC (EBAY)	10,934	50	10,934	50	0.69%	11,020.57	1,788.76				
GOOGLE INC-CL A (GOOG)	16,857	60	16,857	60	0.98%	13,527.84	4,620.00				
INTEL CORP (INTC)	10,285	53	10,285	53	0.61%	8,890.09	2,277.20	2.83%	315.63		
INTERNATIONAL BUSINESS MACHS (IBM)	15,895	00	15,895	00	0.87%	15,067.84	963.41	1.72%	275.00		
CORP	125		125			120.54					
MICROSOFT CORP (MSFT)	25,286	94	25,286	94	1.39%	21,948.86	3,882.27	1.78%	458.64		
ORACLE CORP (ORCL)	17,230	35	17,230	35	0.97%	12,942.05	5,029.24	0.78%	139.80		
	699		699			18.52					
Total information technology					9.75%	\$145,208.13	\$36,168.14	0.71%	\$1,278.03		

Materials

Description (Symbol)	Market value last period		Current market value		% of total portfolio	Avg tax cost per unit	Total tax cost	Unrealized gain/loss	Current yield	Estimated annual income	Accrued income
	Quantity	Price per unit	Quantity	Price per unit							
CELANESE CORP-SERIES A (CE)	9,357	00	9,357	00	0.52%	\$7,387.12	\$2,167.88	0.51%	\$48.00		
FREEPORT MCMORAN COPPER & GOLD (FCX)	11,274	00	11,274	00	0.68%	\$24.62	2,402.67	0.72%	90.00		
INC	150		150			67.52					
Total materials					1.19%	\$17,515.45	\$4,570.55	0.63%	\$138.00		

Detail

Telecommunication services


Description (Symbol)	Market value last period		Current market value		% of total portfolio	Total tax cost	Avg tax cost per unit	Unrealized gain/loss	Current yield	Estimated annual income	Accrued income
	Quantity	price per unit	Quantity	price per unit							
AT&T INC (T)	500	\$12,920.00	500	\$25,840.00	0.70 %	\$12,701.23	\$218.77	\$218.77	6.51 %	\$840.00	
AMERICAN TOWER CORP CL A (AMT)	275	11,731.50	275	42,610.00	0.63 %	9,927.41	1,790.34	1,790.34			
Total telecommunication services				\$24,637.75	1.32 %	\$22,628.64	\$2,009.11	\$2,009.11	3.41 %	\$640.00	

Utilities

Description (Symbol)	Market value last period		Current market value		% of total portfolio	Total tax cost	Avg. tax cost per unit	Unrealized gain/loss	Current yield	Estimated annual income	Accrued income
	Quantity	price per unit	Quantity	price per unit							
AMERICAN ELECTRIC POWER INC (AEP)	275	\$9,245.50	275	\$34,180.00	0.51 %	\$9,255.35	\$144.15	\$144.15	4.80 %	\$451.00	
WILLIAMS COMPANIES INC (WMB)	425	9,817.50	425	23,100.00	0.53 %	8,971.75	845.75	845.75	1.91 %	187.00	
WISCONSIN ENERGY CORP (WEC)	300	14,823.00	300	49,410.00	0.80 %	13,421.66	1,401.34	1,401.34	3.24 %	480.00	
Total utilities				\$34,040.00	1.83 %	\$31,648.76	\$2,391.24	\$2,391.24	3.28 %	\$1,118.00	
Total stocks				\$915,589.50	49.22 %	\$796,818.35	\$118,771.15	\$118,771.15	1.45 %	\$13,276.23	\$759.60

Etf - equity

Description (Symbol)	Market value last period		Current market value		% of total portfolio	Total tax cost	Avg tax cost per unit	Unrealized gain/loss	Current yield	Estimated annual income	Accrued income
	Quantity	price per unit	Quantity	price per unit							
ISHARES RUSSELL MIDCAP (IWR)	811	\$67,880.70	811	\$72,381.75	3.90 %	\$62,200.14	\$76.70	\$10,181.61	1.37 %	\$986.99	
INDEX FD ETF				\$89,250.00							
VANGUARD EMERGING MARKETS (VWO) ETF	717	30,221.55	717	42,150.00	1.63 %	18,087.40	25.23	12,134.15	1.30 %	390.77	...
Total etf - equity				\$102,603.30	5.52 %	\$80,287.54	\$22,315.76	\$22,315.76	1.34 %	\$1,377.76	



WORNER, RUBY K TUW FBO CHARITIES
 IRREVOCABLE CHARITABLE TRUST STATEMENT

Account number 75-75-077-8374041
 March 1, 2010 - March 31, 2010

Detail

Mutual funds - equity

Description (Symbol)	Market value last period		Current market value	% of total portfolio	Avg. tax cost per unit	Total tax cost	Unrealized gain/loss	Current yield	Estimated annual income	Accrued income
	Quantity	price per unit								
ASTON TAMRO SMALL CAP FUND (ATSIX) CL I	\$21,140.49	\$22,691.97	\$22,691.97	1.22%	\$16,092.00	\$6,599.97				
BARON ASSET FUND (BARAX) FD #585	1,261,366	\$17.9900	\$17,990.00	3.83%	67,000.00	4,206.52				
DODGE & COX INTERNATIONAL (DODFX) STOCK FUND	67,145.03	71,206.52	71,206.52	4.05%	78,475.43	-3,181.53		1.06%	797.85	
HARBOR FUND (HAINX) INTERNATIONAL FUND FD #11	1,450,530	49.0900	71,714.27	3.86%	68,000.00	3,714.27		1.87%	1,337.66	
HARBOR FUND (HAIGX) INTERNATIONAL GROWTH FUND #17	69,344.25	75,293.90	75,293.90	4.31%	86,721.96	-6,598.53		0.19%	150.63	
HARDING LOEYNEREMERG MKTS (HLEMX) FD #11	2,279.561	27,177.91	27,177.91	1.47%	25,000.00	2,177.91		0.05%	12.20	
T ROWE PRICE NEW HORIZONS FD INC (PRNHX) FD #42	610,054	44.5500	44,550.00	1.52%	26,000.00	2,182.63		0.18%	50.29	
ROYCE TOTAL RETURN FUND INV (RYTRX) FUND #267	26,020.15	28,182.63	28,182.63	1.18%	14,739.72	7,124.20		0.96%	207.87	
Total mutual funds - equity	1,005,804	28,020.00	\$398,254.55	21.41%	\$382,029.11	\$16,225.44		0.64%	\$2,556.50	

Total equities \$1,416,447.35 76.14% \$1,259,135.00 \$157,312.35 1.22% \$17,210.49 \$759.60

Total portfolio \$1,860,275.27 100.00% \$1,721,965.49 \$198,309.78 1.58% \$29,329.94 \$1,011.90