



See a Social Security Number? Say Something!
Report Privacy Problems to <https://public.resource.org/privacy>
Or call the IRS Identity Theft Hotline at 1-800-908-4490



**Return of Private Foundation
or Section 4947(a)(1) Nonexempt Charitable Trust
Treated as a Private Foundation**

2009

Department of the Treasury
Internal Revenue Service

Note. The foundation may be able to use a copy of this return to satisfy state reporting requirements


For calendar year 2009, or tax year beginning _____, **and ending** _____

G Check all that apply: Initial return, Initial return of a former public charity, Final return, Amended return, Address change, Name change

Use the IRS label. Otherwise, print or type. See Specific Instructions.	Name of foundation SUKAMTO FOUNDATION, INC.		A Employer identification number 99-0267586
	Number and street (or P O box number if mail is not delivered to street address) 1001 BISHOP STREET, ASB	Room/suite 2690	B Telephone number (808) 538-3785
	City or town, state, and ZIP code HONOLULU, HI 96813		C If exemption application is pending, check here <input type="checkbox"/> D 1. Foreign organizations, check here <input type="checkbox"/> 2. Foreign organizations meeting the 85% test, check here and attach computation <input type="checkbox"/>
H Check type of organization: <input checked="" type="checkbox"/> Section 501(c)(3) exempt private foundation, <input type="checkbox"/> Section 4947(a)(1) nonexempt charitable trust, <input type="checkbox"/> Other taxable private foundation		E If private foundation status was terminated under section 507(b)(1)(A), check here <input type="checkbox"/>	
I Fair market value of all assets at end of year (from Part II, col. (c), line 16) \$ 805,846. (Part I, column (d) must be on cash basis)		F If the foundation is in a 60-month termination under section 507(b)(1)(B), check here <input type="checkbox"/>	
J Accounting method: <input type="checkbox"/> Cash, <input checked="" type="checkbox"/> Accrual, <input type="checkbox"/> Other (specify) _____			

Part I Analysis of Revenue and Expenses <small>(The total of amounts in columns (b), (c), and (d) may not necessarily equal the amounts in column (a))</small>		(a) Revenue and expenses per books	(b) Net investment income	(c) Adjusted net income	(d) Disbursements for charitable purposes (cash basis only)
Revenue	1 Contributions, gifts, grants, etc., received			N/A	
	2 Check <input checked="" type="checkbox"/> if the foundation is not required to attach Sch B				
	3 Interest on savings and temporary cash investments				
	4 Dividends and interest from securities	27,586.	27,586.		Statement 1
	5a Gross rents				
	b Net rental income or (loss)				
	6a Net gain or (loss) from sale of assets not on line 10	<63,920.>			
	b Gross sales price for all assets on line 6a	228,067.			
	7 Capital gain net income (from Part IV, line 2)		0.		
	8 Net short-term capital gain				
	9 Income modifications Gross sales less returns and allowances				
	Operating and Administrative Expenses	10a Less: Cost of goods sold			
c Gross profit or (loss)					
11 Other income		7,566.	7,566.		Statement 2
12 Total. Add lines 1 through 11		<28,768.>	35,152.		
13 Compensation of officers, directors, trustees, etc.		0.	0.		0.
14 Other employee salaries and wages					
15 Pension plans, employee benefits					
16a Legal fees					
b Accounting fees Stmt 3		11,511.	7,712.		3,785.
c Other professional fees Stmt 4		14,387.	14,387.		0.
17 Interest					
18 Taxes Stmt 5		479.	479.		0.
19 Depreciation and depletion					
20 Occupancy					
21 Travel, conferences, and meetings					
22 Printing and publications					
23 Other expenses Stmt 6	22,653.	15,178.		7,475.	
24 Total operating and administrative expenses. Add lines 13 through 23	49,030.	37,756.		11,260.	
25 Contributions, gifts, grants paid	25,147.			26,647.	
26 Total expenses and disbursements. Add lines 24 and 25	74,177.	37,756.		37,907.	
27 Subtract line 26 from line 12	<102,945.>				
a Excess of revenue over expenses and disbursements					
b Net investment income (if negative, enter -0-)		0.			
c Adjusted net income (if negative, enter -0-)			N/A		

SCANNED JUL 10 2010



Part II Balance Sheets		Attached schedules and amounts in the description column should be for end-of-year amounts only		Beginning of year	End of year	
		(a) Book Value	(b) Book Value	(c) Fair Market Value		
Assets	1	Cash - non-interest-bearing				
	2	Savings and temporary cash investments	35,467.	9,142.	9,142.	
	3	Accounts receivable ▶				
		Less allowance for doubtful accounts ▶				
	4	Pledges receivable ▶				
		Less allowance for doubtful accounts ▶				
	5	Grants receivable				
	6	Receivables due from officers, directors, trustees, and other disqualified persons				
	7	Other notes and loans receivable ▶				
		Less allowance for doubtful accounts ▶				
	8	Inventories for sale or use				
	9	Prepaid expenses and deferred charges				
	10a	Investments - U S and state government obligations				
	b	Investments - corporate stock Stmt 7	489,464.	559,988.	559,988.	
	c	Investments - corporate bonds Stmt 8	215,431.	234,994.	234,944.	
	11	Investments - land, buildings, and equipment basis ▶				
	Less accumulated depreciation ▶					
12	Investments - mortgage loans					
13	Investments - other					
14	Land, buildings, and equipment basis ▶					
	Less accumulated depreciation ▶					
15	Other assets (describe ▶ Statement 9)	1,772.	1,772.	1,772.		
16	Total assets (to be completed by all filers)	742,134.	805,896.	805,846.		
Liabilities	17	Accounts payable and accrued expenses	5,245.	5,285.		
	18	Grants payable				
	19	Deferred revenue				
	20	Loans from officers, directors, trustees, and other disqualified persons				
	21	Mortgages and other notes payable				
	22	Other liabilities (describe ▶ Statement 10)	3,000.	1,500.		
23	Total liabilities (add lines 17 through 22)	8,245.	6,785.			
Net Assets or Fund Balances	Foundations that follow SFAS 117, check here <input type="checkbox"/> and complete lines 24 through 26 and lines 30 and 31.					
	24	Unrestricted				
	25	Temporarily restricted				
	26	Permanently restricted				
	Foundations that do not follow SFAS 117, check here <input checked="" type="checkbox"/> and complete lines 27 through 31.					
	27	Capital stock, trust principal, or current funds	0.	0.		
	28	Paid-in or capital surplus, or land, bldg, and equipment fund	0.	0.		
	29	Retained earnings, accumulated income, endowment, or other funds	733,889.	799,111.		
30	Total net assets or fund balances	733,889.	799,111.			
31	Total liabilities and net assets/fund balances	742,134.	805,896.			

Part III Analysis of Changes in Net Assets or Fund Balances

1	Total net assets or fund balances at beginning of year - Part II, column (a), line 30 (must agree with end-of-year figure reported on prior year's return)	1	733,889.
2	Enter amount from Part I, line 27a	2	<102,945.>
3	Other increases not included in line 2 (itemize) ▶ Unrealized gain on investments	3	168,167.
4	Add lines 1, 2, and 3	4	799,111.
5	Decreases not included in line 2 (itemize) ▶	5	0.
6	Total net assets or fund balances at end of year (line 4 minus line 5) - Part II, column (b), line 30	6	799,111.

Part IV Capital Gains and Losses for Tax on Investment Income

(a) List and describe the kind(s) of property sold (e.g., real estate, 2-story brick warehouse, or common stock, 200 shs MLC Co)		(b) How acquired P - Purchase D - Donation	(c) Date acquired (mo, day, yr)	(d) Date sold (mo, day, yr)
1a See Attachment II		P	Various	Various
b Other capital gain		P	Various	Various
c				
d				
e				
(e) Gross sales price	(f) Depreciation allowed (or allowable)	(g) Cost or other basis plus expense of sale	(h) Gain or (loss) (e) plus (f) minus (g)	
a 228,043.		291,987.	<63,944.>	
b 24.			24.	
c				
d				
e				
Complete only for assets showing gain in column (h) and owned by the foundation on 12/31/69			(i) Gains (Col (h) gain minus col (k), but not less than -0-) or Losses (from col (h))	
(i) FMV as of 12/31/69	(j) Adjusted basis as of 12/31/69	(k) Excess of col (i) over col (j), if any		
a			<63,944.>	
b			24.	
c				
d				
e				
2 Capital gain net income or (net capital loss)		{ If gain, also enter in Part I, line 7 If (loss), enter -0- in Part I, line 7 }		2 <63,920.>
3 Net short-term capital gain or (loss) as defined in sections 1222(5) and (6)		{ If gain, also enter in Part I, line 8, column (c) If (loss), enter -0- in Part I, line 8 }		3 N/A

Part V Qualification Under Section 4940(e) for Reduced Tax on Net Investment Income

(For optional use by domestic private foundations subject to the section 4940(a) tax on net investment income)

If section 4940(d)(2) applies, leave this part blank

Was the foundation liable for the section 4942 tax on the distributable amount of any year in the base period? Yes No

If "Yes," the foundation does not qualify under section 4940(e). Do not complete this part.

1 Enter the appropriate amount in each column for each year, see instructions before making any entries

(a) Base period years Calendar year (or tax year beginning in)	(b) Adjusted qualifying distributions	(c) Net value of noncharitable-use assets	(d) Distribution ratio (col (b) divided by col (c))
2008	38,639.	933,467.	.041393
2007	26,689.	1,193,065.	.022370
2006	30,980.	1,112,121.	.027857
2005	35,845.	1,059,791.	.033823
2004	39,726.	1,035,865.	.038351
2 Total of line 1, column (d)			2 .163794
3 Average distribution ratio for the 5-year base period - divide the total on line 2 by 5, or by the number of years the foundation has been in existence if less than 5 years			3 .032759
4 Enter the net value of noncharitable-use assets for 2009 from Part X, line 5			4 742,562.
5 Multiply line 4 by line 3			5 24,326.
6 Enter 1% of net investment income (1% of Part I, line 27b)			6 0.
7 Add lines 5 and 6			7 24,326.
8 Enter qualifying distributions from Part XII, line 4			8 37,907.

If line 8 is equal to or greater than line 7, check the box in Part VI, line 1b, and complete that part using a 1% tax rate. See the Part VI instructions

Part VI Excise Tax Based on Investment Income (Section 4940(a), 4940(b), 4940(e), or 4948 - see instructions)

1a	Exempt operating foundations described in section 4940(d)(2), check here <input type="checkbox"/> and enter "N/A" on line 1 Date of ruling or determination letter _____ (attach copy of letter if necessary-see instructions)		
b	Domestic foundations that meet the section 4940(e) requirements in Part V, check here <input checked="" type="checkbox"/> and enter 1% of Part I, line 27b	1	0.
c	All other domestic foundations enter 2% of line 27b. Exempt foreign organizations enter 4% of Part I, line 12, col (b)		
2	Tax under section 511 (domestic section 4947(a)(1) trusts and taxable foundations only. Others enter -0-)	2	0.
3	Add lines 1 and 2	3	0.
4	Subtitle A (income) tax (domestic section 4947(a)(1) trusts and taxable foundations only. Others enter -0-)	4	0.
5	Tax based on investment income. Subtract line 4 from line 3. If zero or less, enter -0-	5	0.
6	Credits/Payments		
a	2009 estimated tax payments and 2008 overpayment credited to 2009	6a	1,428.
b	Exempt foreign organizations - tax withheld at source	6b	
c	Tax paid with application for extension of time to file (Form 8868)	6c	
d	Backup withholding erroneously withheld	6d	
7	Total credits and payments. Add lines 6a through 6d	7	1,428.
8	Enter any penalty for underpayment of estimated tax. Check here <input type="checkbox"/> if Form 2220 is attached	8	
9	Tax due. If the total of lines 5 and 8 is more than line 7, enter amount owed	9	
10	Overpayment. If line 7 is more than the total of lines 5 and 8, enter the amount overpaid	10	1,428.
11	Enter the amount of line 10 to be Credited to 2010 estimated tax <input checked="" type="checkbox"/> 1,428. Refunded <input checked="" type="checkbox"/>	11	0.

Part VII-A Statements Regarding Activities

	Yes	No
1a		X
1b		X
1c		X
2		X
3		X
4a		X
4b		
5		X
6	X	
7	X	
8a		
8b	X	
9		X
10		X

N/A

Part VII-A Statements Regarding Activities (continued)

11	At any time during the year, did the foundation, directly or indirectly, own a controlled entity within the meaning of section 512(b)(13)? If "Yes," attach schedule (see instructions)		X
12	Did the foundation acquire a direct or indirect interest in any applicable insurance contract before August 17, 2008?		X
13	Did the foundation comply with the public inspection requirements for its annual returns and exemption application? Website address ▶ N/A	X	
14	The books are in care of ▶ Karen Nomura Telephone no ▶ (808) 538-3785 Located at ▶ 1001 Bishop Street, Suite 2690, Honolulu, HI ZIP+4 ▶ 96813		
15	Section 4947(a)(1) nonexempt charitable trusts filing Form 990-PF in lieu of Form 1041 - Check here and enter the amount of tax-exempt interest received or accrued during the year ▶ 15 N/A		

Part VII-B Statements Regarding Activities for Which Form 4720 May Be Required

File Form 4720 if any item is checked in the "Yes" column, unless an exception applies.		Yes	No
1a	During the year did the foundation (either directly or indirectly)		
(1)	Engage in the sale or exchange, or leasing of property with a disqualified person? <input type="checkbox"/> Yes <input checked="" type="checkbox"/> No		
(2)	Borrow money from, lend money to, or otherwise extend credit to (or accept it from) a disqualified person? <input type="checkbox"/> Yes <input checked="" type="checkbox"/> No		
(3)	Furnish goods, services, or facilities to (or accept them from) a disqualified person? <input checked="" type="checkbox"/> Yes <input type="checkbox"/> No		
(4)	Pay compensation to, or pay or reimburse the expenses of, a disqualified person? <input checked="" type="checkbox"/> Yes <input type="checkbox"/> No		
(5)	Transfer any income or assets to a disqualified person (or make any of either available for the benefit or use of a disqualified person)? <input type="checkbox"/> Yes <input checked="" type="checkbox"/> No		
(6)	Agree to pay money or property to a government official? (Exception. Check "No" if the foundation agreed to make a grant to or to employ the official for a period after termination of government service, if terminating within 90 days) <input type="checkbox"/> Yes <input checked="" type="checkbox"/> No		
b	If any answer is "Yes" to 1a(1)-(6), did any of the acts fail to qualify under the exceptions described in Regulations section 53.4941(d)-3 or in a current notice regarding disaster assistance (see page 20 of the instructions)? Organizations relying on a current notice regarding disaster assistance check here ▶ <input type="checkbox"/>	1b	X
c	Did the foundation engage in a prior year in any of the acts described in 1a, other than excepted acts, that were not corrected before the first day of the tax year beginning in 2009?	1c	X
2	Taxes on failure to distribute income (section 4942) (does not apply for years the foundation was a private operating foundation defined in section 4942(j)(3) or 4942(j)(5))		
a	At the end of tax year 2009, did the foundation have any undistributed income (lines 6d and 6e, Part XIII) for tax year(s) beginning before 2009? <input type="checkbox"/> Yes <input checked="" type="checkbox"/> No If "Yes," list the years ▶ _____		
b	Are there any years listed in 2a for which the foundation is not applying the provisions of section 4942(a)(2) (relating to incorrect valuation of assets) to the year's undistributed income? (If applying section 4942(a)(2) to all years listed, answer "No" and attach statement - see instructions) N/A	2b	
c	If the provisions of section 4942(a)(2) are being applied to any of the years listed in 2a, list the years here ▶ _____		
3a	Did the foundation hold more than a 2% direct or indirect interest in any business enterprise at any time during the year? <input type="checkbox"/> Yes <input checked="" type="checkbox"/> No		
b	If "Yes," did it have excess business holdings in 2009 as a result of (1) any purchase by the foundation or disqualified persons after May 26, 1969, (2) the lapse of the 5-year period (or longer period approved by the Commissioner under section 4943(c)(7)) to dispose of holdings acquired by gift or bequest, or (3) the lapse of the 10-, 15-, or 20-year first phase holding period? (Use Schedule C, Form 4720, to determine if the foundation had excess business holdings in 2009.) N/A	3b	
4a	Did the foundation invest during the year any amount in a manner that would jeopardize its charitable purposes?	4a	X
b	Did the foundation make any investment in a prior year (but after December 31, 1969) that could jeopardize its charitable purpose that had not been removed from jeopardy before the first day of the tax year beginning in 2009?	4b	X

Part VII-B Statements Regarding Activities for Which Form 4720 May Be Required (continued)

5a During the year did the foundation pay or incur any amount to

(1) Carry on propaganda, or otherwise attempt to influence legislation (section 4945(e))? Yes No

(2) Influence the outcome of any specific public election (see section 4955), or to carry on, directly or indirectly, any voter registration drive? Yes No

(3) Provide a grant to an individual for travel, study, or other similar purposes? Yes No

(4) Provide a grant to an organization other than a charitable, etc., organization described in section 509(a)(1), (2), or (3), or section 4940(d)(2)? Yes No

(5) Provide for any purpose other than religious, charitable, scientific, literary, or educational purposes, or for the prevention of cruelty to children or animals? Yes No

b If any answer is "Yes" to 5a(1)-(5), did any of the transactions fail to qualify under the exceptions described in Regulations section 53.4945 or in a current notice regarding disaster assistance (see instructions)? Yes No
Organizations relying on a current notice regarding disaster assistance check here N/A

c If the answer is "Yes" to question 5a(4), does the foundation claim exemption from the tax because it maintained expenditure responsibility for the grant? Yes No
If "Yes," attach the statement required by Regulations section 53.4945-5(d) N/A

6a Did the foundation, during the year, receive any funds, directly or indirectly, to pay premiums on a personal benefit contract? Yes No

b Did the foundation, during the year, pay premiums, directly or indirectly, on a personal benefit contract? Yes No
If "Yes" to 6b, file Form 8870.

7a At any time during the tax year, was the foundation a party to a prohibited tax shelter transaction? Yes No

b If yes, did the foundation receive any proceeds or have any net income attributable to the transaction? Yes No

Part VIII Information About Officers, Directors, Trustees, Foundation Managers, Highly Paid Employees, and Contractors

1 List all officers, directors, trustees, foundation managers and their compensation.

(a) Name and address	(b) Title, and average hours per week devoted to position	(c) Compensation (If not paid, enter -0-)	(d) Contributions to employee benefit plans and deferred compensation	(e) Expense account, other allowances
See Statement 11		0.	0.	0.

2 Compensation of five highest-paid employees (other than those included on line 1). If none, enter "NONE."

(a) Name and address of each employee paid more than \$50,000	(b) Title, and average hours per week devoted to position	(c) Compensation	(d) Contributions to employee benefit plans and deferred compensation	(e) Expense account, other allowances
NONE				

Total number of other employees paid over \$50,000 0

Part VIII Information About Officers, Directors, Trustees, Foundation Managers, Highly Paid Employees, and Contractors (continued)

3 Five highest-paid independent contractors for professional services. If none, enter "NONE."

(a) Name and address of each person paid more than \$50,000	(b) Type of service	(c) Compensation
NONE		

Total number of others receiving over \$50,000 for professional services ▶ 0

Part IX-A Summary of Direct Charitable Activities

List the foundation's four largest direct charitable activities during the tax year. Include relevant statistical information such as the number of organizations and other beneficiaries served, conferences convened, research papers produced, etc.	Expenses
1 N/A	
2	
3	
4	

Part IX-B Summary of Program-Related Investments

Describe the two largest program-related investments made by the foundation during the tax year on lines 1 and 2	Amount
1 N/A	
2	
All other program-related investments See instructions	
3	
Total. Add lines 1 through 3 ▶	0.

Part X Minimum Investment Return (All domestic foundations must complete this part. Foreign foundations, see instructions.)

1	Fair market value of assets not used (or held for use) directly in carrying out charitable, etc., purposes		
a	Average monthly fair market value of securities	1a	725,773.
b	Average of monthly cash balances	1b	28,097.
c	Fair market value of all other assets	1c	
d	Total (add lines 1a, b, and c)	1d	753,870.
e	Reduction claimed for blockage or other factors reported on lines 1a and 1c (attach detailed explanation)	1e	0.
2	Acquisition indebtedness applicable to line 1 assets	2	0.
3	Subtract line 2 from line 1d	3	753,870.
4	Cash deemed held for charitable activities. Enter 1 1/2% of line 3 (for greater amount, see instructions)	4	11,308.
5	Net value of noncharitable-use assets. Subtract line 4 from line 3. Enter here and on Part V, line 4	5	742,562.
6	Minimum investment return. Enter 5% of line 5	6	37,128.

Part XI Distributable Amount (see instructions) (Section 4942(j)(3) and (j)(5) private operating foundations and certain foreign organizations check here and do not complete this part.)

1	Minimum investment return from Part X, line 6	1	37,128.
2a	Tax on investment income for 2009 from Part VI, line 5	2a	
2b	Income tax for 2009 (This does not include the tax from Part VI)	2b	
c	Add lines 2a and 2b	2c	0.
3	Distributable amount before adjustments. Subtract line 2c from line 1	3	37,128.
4	Recoveries of amounts treated as qualifying distributions	4	0.
5	Add lines 3 and 4	5	37,128.
6	Deduction from distributable amount (see instructions)	6	0.
7	Distributable amount as adjusted. Subtract line 6 from line 5. Enter here and on Part XIII, line 1	7	37,128.

Part XII Qualifying Distributions (see instructions)

1	Amounts paid (including administrative expenses) to accomplish charitable, etc., purposes		
a	Expenses, contributions, gifts, etc. - total from Part I, column (d), line 26	1a	37,907.
b	Program-related investments - total from Part IX-B	1b	0.
2	Amounts paid to acquire assets used (or held for use) directly in carrying out charitable, etc., purposes	2	
3	Amounts set aside for specific charitable projects that satisfy the		
a	Suitability test (prior IRS approval required)	3a	
b	Cash distribution test (attach the required schedule)	3b	
4	Qualifying distributions. Add lines 1a through 3b. Enter here and on Part V, line 8, and Part XIII, line 4	4	37,907.
5	Foundations that qualify under section 4940(e) for the reduced rate of tax on net investment income. Enter 1% of Part I, line 27b	5	0.
6	Adjusted qualifying distributions. Subtract line 5 from line 4	6	37,907.

Note. The amount on line 6 will be used in Part V, column (b), in subsequent years when calculating whether the foundation qualifies for the section 4940(e) reduction of tax in those years.

Part XIII Undistributed Income (see instructions)

	(a) Corpus	(b) Years prior to 2008	(c) 2008	(d) 2009
1 Distributable amount for 2009 from Part XI, line 7				37,128.
2 Undistributed income, if any, as of the end of 2009				
a Enter amount for 2008 only			0.	
b Total for prior years		0.		
3 Excess distributions carryover, if any, to 2009				
a From 2004				
b From 2005				
c From 2006				
d From 2007				
e From 2008				
f Total of lines 3a through e	0.			
4 Qualifying distributions for 2009 from Part XII, line 4 ▶ \$ 37,907.				
a Applied to 2008, but not more than line 2a			0.	
b Applied to undistributed income of prior years (Election required - see instructions)		0.		
c Treated as distributions out of corpus (Election required - see instructions)	0.			
d Applied to 2009 distributable amount				37,128.
e Remaining amount distributed out of corpus	779.			
5 Excess distributions carryover applied to 2009 (If an amount appears in column (d), the same amount must be shown in column (a))	0.			0.
6 Enter the net total of each column as indicated below:				
a Corpus Add lines 3f, 4c, and 4e Subtract line 5	779.			
b Prior years' undistributed income Subtract line 4b from line 2b		0.		
c Enter the amount of prior years' undistributed income for which a notice of deficiency has been issued, or on which the section 4942(a) tax has been previously assessed		0.		
d Subtract line 6c from line 6b Taxable amount - see instructions		0.		
e Undistributed income for 2008 Subtract line 4a from line 2a Taxable amount - see instr			0.	
f Undistributed income for 2009 Subtract lines 4d and 5 from line 1 This amount must be distributed in 2010				0.
7 Amounts treated as distributions out of corpus to satisfy requirements imposed by section 170(b)(1)(F) or 4942(g)(3)	0.			
8 Excess distributions carryover from 2004 not applied on line 5 or line 7	0.			
9 Excess distributions carryover to 2010. Subtract lines 7 and 8 from line 6a	779.			
10 Analysis of line 9				
a Excess from 2005				
b Excess from 2006				
c Excess from 2007				
d Excess from 2008				
e Excess from 2009	779.			

Part XIV Private Operating Foundations (see instructions and Part VII-A, question 9)

N/A

1 a If the foundation has received a ruling or determination letter that it is a private operating foundation, and the ruling is effective for 2009, enter the date of the ruling

b Check box to indicate whether the foundation is a private operating foundation described in section 4942(j)(3) or 4942(j)(5)

2 a Enter the lesser of the adjusted net income from Part I or the minimum investment return from Part X for each year listed

	Tax year	Prior 3 years			(e) Total
	(a) 2009	(b) 2008	(c) 2007	(d) 2006	
b 85% of line 2a					
c Qualifying distributions from Part XII, line 4 for each year listed					
d Amounts included in line 2c not used directly for active conduct of exempt activities					
e Qualifying distributions made directly for active conduct of exempt activities					
3 Subtract line 2d from line 2c					
a Complete 3a, b, or c for the alternative test relied upon					
a "Assets" alternative test - enter					
(1) Value of all assets					
(2) Value of assets qualifying under section 4942(j)(3)(B)(i)					
b "Endowment" alternative test - enter 2/3 of minimum investment return shown in Part X, line 6 for each year listed					
c "Support" alternative test - enter					
(1) Total support other than gross investment income (interest, dividends, rents, payments on securities loans (section 512(a)(5)), or royalties)					
(2) Support from general public and 5 or more exempt organizations as provided in section 4942(j)(3)(B)(iii)					
(3) Largest amount of support from an exempt organization					
(4) Gross investment income					

Part XV Supplementary Information (Complete this part only if the foundation had \$5,000 or more in assets at any time during the year-see the instructions.)

1 Information Regarding Foundation Managers:

a List any managers of the foundation who have contributed more than 2% of the total contributions received by the foundation before the close of any tax year (but only if they have contributed more than \$5,000) (See section 507(d)(2))

None

b List any managers of the foundation who own 10% or more of the stock of a corporation (or an equally large portion of the ownership of a partnership or other entity) of which the foundation has a 10% or greater interest

None

2 Information Regarding Contribution, Grant, Gift, Loan, Scholarship, etc., Programs:

Check here if the foundation only makes contributions to preselected charitable organizations and does not accept unsolicited requests for funds. If the foundation makes gifts, grants, etc (see instructions) to individuals or organizations under other conditions, complete items 2a, b, c, and d

a The name, address, and telephone number of the person to whom applications should be addressed

See Statement 12

b The form in which applications should be submitted and information and materials they should include

c Any submission deadlines

d Any restrictions or limitations on awards, such as by geographical areas, charitable fields, kinds of institutions, or other factors

Part XV Supplementary Information (continued)

3 Grants and Contributions Paid During the Year or Approved for Future Payment

Recipient	If recipient is an individual, show any relationship to any foundation manager or substantial contributor	Foundation status of recipient	Purpose of grant or contribution	Amount
Name and address (home or business)				
a <i>Paid during the year</i> See Attachment III				26,647.
Total				▶ 3a 26,647.
b <i>Approved for future payment</i> None				
Total				▶ 3b 0.

Part XVII Information Regarding Transfers To and Transactions and Relationships With Noncharitable Exempt Organizations

- 1 Did the organization directly or indirectly engage in any of the following with any other organization described in section 501(c) of the Code... a Transfers from the reporting foundation to a noncharitable exempt organization of (1) Cash (2) Other assets b Other transactions (1) Sales of assets to a noncharitable exempt organization (2) Purchases of assets from a noncharitable exempt organization (3) Rental of facilities, equipment, or other assets (4) Reimbursement arrangements (5) Loans or loan guarantees (6) Performance of services or membership or fundraising solicitations c Sharing of facilities, equipment, mailing lists, other assets, or paid employees d If the answer to any of the above is "Yes," complete the following schedule...

Table with 4 columns: (a) Line no, (b) Amount involved, (c) Name of noncharitable exempt organization, (d) Description of transfers, transactions, and sharing arrangements. Row 1 contains 'N/A'.

2a Is the foundation directly or indirectly affiliated with, or related to, one or more tax-exempt organizations described in section 501(c) of the Code (other than section 501(c)(3)) or in section 527? [] Yes [X] No

Table with 3 columns: (a) Name of organization, (b) Type of organization, (c) Description of relationship. Row 1 contains 'N/A'.

Signature block containing: Under penalties of perjury, I declare that I have examined this return... Signature of officer or trustee, Date, Title (TREASURER), Preparer's signature (REED FUJIMOTO), Date (6/25/10), Firm's name (HORWATH KAM & COMPANY, A.A.C.), address (700 BISHOP ST, STE 1700 HONOLULU, HI 96813), Phone no (808-524-8080).

Form 990-PF	Dividends and Interest from Securities	Statement	1
-------------	--	-----------	---

Source	Gross Amount	Capital Gains Dividends	Column (A) Amount
UBS JR 11457 34	5.	0.	5.
UBS JR 11513 34	6,654.	0.	6,654.
UBS JR 16066 34	6,310.	0.	6,310.
UBS JR 29239 34	12,453.	0.	12,453.
UBS JR 29892 34	2,164.	0.	2,164.
Total to Fm 990-PF, Part I, ln 4	27,586.	0.	27,586.

Form 990-PF	Other Income	Statement	2
-------------	--------------	-----------	---

Description	(a) Revenue Per Books	(b) Net Invest- ment Income	(c) Adjusted Net Income
Other income	7,566.	7,566.	
Total to Form 990-PF, Part I, line 11	7,566.	7,566.	

Form 990-PF	Accounting Fees	Statement	3
-------------	-----------------	-----------	---

Description	(a) Expenses Per Books	(b) Net Invest- ment Income	(c) Adjusted Net Income	(d) Charitable Purposes
Accounting fees	11,511.	7,712.		3,785.
To Form 990-PF, Pg 1, ln 16b	11,511.	7,712.		3,785.

Form 990-PF Other Professional Fees Statement 4

Description	(a) Expenses Per Books	(b) Net Invest- ment Income	(c) Adjusted Net Income	(d) Charitable Purposes
Investment management	14,387.	14,387.		0.
To Form 990-PF, Pg 1, ln 16c	14,387.	14,387.		0.

Form 990-PF Taxes Statement 5

Description	(a) Expenses Per Books	(b) Net Invest- ment Income	(c) Adjusted Net Income	(d) Charitable Purposes
Foreign taxes paid on investments	479.	479.		0.
To Form 990-PF, Pg 1, ln 18	479.	479.		0.

Form 990-PF Other Expenses Statement 6

Description	(a) Expenses Per Books	(b) Net Invest- ment Income	(c) Adjusted Net Income	(d) Charitable Purposes
Office	297.	199.		98.
Insurance	955.	640.		315.
Administrative services	21,401.	14,339.		7,062.
To Form 990-PF, Pg 1, ln 23	22,653.	15,178.		7,475.

Form 990-PF Corporate Stock Statement 7

Description	Book Value	Fair Market Value
See Attachment I	559,988.	559,988.
Total to Form 990-PF, Part II, line 10b	559,988.	559,988.

Form 990-PF	Corporate Bonds	Statement	8
Description		Book Value	Fair Market Value
See Attachment I		234,994.	234,944.
Total to Form 990-PF, Part II, line 10c		234,994.	234,944.

Form 990-PF	Other Assets	Statement	9
Description	Beginning of Yr Book Value	End of Year Book Value	Fair Market Value
Prepaid insurance	344.	344.	344.
Prepaid excise tax	1,428.	1,428.	1,428.
To Form 990-PF, Part II, line 15	1,772.	1,772.	1,772.

Form 990-PF	Other Liabilities	Statement	10
Description	BOY Amount	EOY Amount	
Contribution payable	3,000.	1,500.	
Total to Form 990-PF, Part II, line 22	3,000.	1,500.	

Form 990-PF Part VIII - List of Officers, Directors Statement 11
 Trustees and Foundation Managers

Name and Address	Title and Avrg Hrs/Wk	Compen- sation	Employee Ben Plan Expense Contrib Account	
Takao Sato 98-1091 Kahapili Aiea, HI 96701	President/Director 1.00	0.	0.	0.
Arick Yanagihara c/o 1001 Bishop Street, ASB #2690 Honolulu, HI 96813	Vice President/Director 1.00	0.	0.	0.
Renee Nip 3443 Kaohinani Dr. Honolulu, HI 96817	Secretary/Director 1.00	0.	0.	0.
Howard Kam, Jr. 700 Bishop Street, Suite 1700 Honolulu, HI 96813	Treasurer/Director 1.00	0.	0.	0.
Katiana Sukamto 60 West 23rd Street, #716 New York, NY 10010	Director 1.00	0.	0.	0.
Totals included on 990-PF, Page 6, Part VIII		0.	0.	0.

Name and Address of Person to Whom Applications Should be Submitted

Mr. Arick Yanagihara
1001 Bishop Street, ASB, Suite 2690
Honolulu, HI 96813

Telephone Number

(808)538-3785

Form and Content of Applications

Bequest should be submitted in letter form to include a copy of the organization's financial statements, IRS determination letter of exempt status and Form 990.

Any Submission Deadlines

None

Restrictions and Limitations on Awards

Scientific, educational and charitable purposes.

ATTACHMENT I

YEAR ENDED: 12/31/09

FORM 990-PF, PAGE 2, PART II, LINE 10(b), STATEMENT 7

CORPORATE STOCK

Financial Institution	Acct No	FMV	Basis	Net Unrealized Gain, (Loss)
UBS Financial Services, Inc	JR 11513 34	171,638	83,337	88,301
UBS Financial Services, Inc	JR 16066 34	286,057	250,021	36,036
UBS Financial Services, Inc.	JR 29892 34	102,293	68,194	34,099
Total		559,988	401,552	158,436

FORM 990-PF, PAGE 2, PART II, LINE 10(c), STATEMENT 8

CORPORATE BONDS

Financial Institution	Acct No	FMV	Basis	Net Unrealized Gain, (Loss)
UBS Financial Services, Inc.	JR 29239 34	234,172	224,545	9,627
UBS Financial Services, Inc	JR 29892 34	822	718	104
Total		234,994	225,263	9,731

FORM 990-PF, PAGE 3, PART IV

Financial Institution	Acct No	Nature	Proceeds	Basis	Net Realized Gains (Losses)
UBS Financial Services	JR 11513 34	Short-term	2,799	1,841	958
UBS Financial Services	JR 11513 34	Long-term	76,254	141,466	(65,212)
UBS Financial Services	JR 29239 34	Long-term	3,338	3,338	-
UBS Financial Services	JR 29892 34	Short-term	70,739	74,138	(3,399)
UBS Financial Services	JR 29892 34	Long-term	74,913	71,204	3,709
Total			<u>228,043</u>	<u>291,987</u>	<u>(63,944)</u>

ATTACHMENT III

YEAR ENDED: 12/31/09

FORM 990-PF, PAGE 11, PART XV, LINE 3(a)

Name & Address	Relationship to Foundation Manager or Substantial Contributor	Foundation Status of Recipient	Purpose of Grant or Contribution	Amount Paid
American Red Cross 4155 Diamond Head Road Honolulu, HI 96816	N/A	Charitable Organization	Support	1,000
Boys & Girls Club of Hawaii 1523 Kalakaua Avenue, Suite 202 Honolulu, HI 96826	N/A	Charitable Organization	Support	1,833
Easter Seals Hawaii 710 Greet Street Honolulu, HI 96813	N/A	Charitable Organization	Support	1,883
Hawaii High School Athletic Association P O Box 62029 Honolulu, HI 96839	N/A	Charitable Organization	Amateur sports	1,000
Hawaii Pacific University 1166 Fort Street Mall Honolulu, HI 96813	N/A	Charitable Organization	Scholarship	1,500
Iolani School 563 Kamoku Street Honolulu, HI 96826	N/A	Charitable Organization	Scholarship	1,750
March of Dimes Foundation 1451 South King Street, Suite 504 Honolulu, HI 96814	N/A	Charitable Organization	Support	6,000
Pacific Region Baseball, Inc P O Box 17965 Honolulu, HI 96817	N/A	Charitable Organization	Amateur sports	500
Read to Me International Foundation 1833 Kalakaua Avenue, Suite 301 Honolulu, HI 96815	N/A	Charitable Organization	Support literacy	1,750
University of Hawaii Foundation P O Box 11270 Honolulu, HI 96826	N/A	Charitable Organization	Scholarship	5,181
Webco Foundation 2840 Mokumua Street Honolulu, HI 96819	N/A	Charitable Organization	Support	2,750
YMCA-Kalihi Branch 1335 Kalihi Street Honolulu, HI 96819	N/A	Charitable Organization	Support	1,500
			Total	<u>26,647</u>



UBS Financial Services Inc
733 BISHOP STREET
SUITE 1600
HONOLULU HI 96813-4068
CPP1002480081 1209 X15 JR 0

2009 Year End Summary

Account name: SUKAMTO FOUNDATION INC
MANAGED ACCT-BRANDES

Account number: JR 11513 34

Your Financial Advisor:
SOUZA, DAVID 808/526-6934
Phone 808-536-4511/800-342-2828

SUKAMTO FOUNDATION INC
MANAGED ACCT-BRANDES
1001 BISHOP ST ASB STE 2690
HONOLULU HI 96813-3681

Summary of gains and losses

	Amount (\$)
Short term	958.02
Long term	-65,211.65
Total	\$-64,253.63

Realized gains and losses

Estimated 2009 gains and losses for transactions with trade dates through 12/31/09 have been incorporated into this statement. To calculate gains and losses, we liquidate the oldest security lot first. This is known as the first-in, first-out or FIFO accounting method. We use this method unless you specified which tax lot to close when you placed your order. This is known as a versus purchases or VSP order. See *Important information about your statement* on the last page of this statement for more information.

We may not adjust gains and losses for all capital changes. Cost basis for coupon tax-exempt municipal securities, include securities subject to AMT, has been adjusted for mandatory amortization of bond premium. Estimates in the Unclassified section can not be classified as short term or long term because information is missing, or the product is one in which the gain/loss calculation is not provided.

Short-term capital gains and losses

Security description	Method	Quantity or face value (\$)	Purchase date	Sale date	Sale amount (\$)	Purchase amount (\$)	Loss (\$)	Gain (\$)	Net gain or loss (\$)
BRASIL TELECOM S A SPON ADR	LIFO	0.241	Nov 24, 09	Nov 24, 09	3.82	4.03	-0.21		

continued next page





Account name: SUKAMTO FOUNDATION INC
 Account number: JR 11513 34

Realized gains and losses (continued)

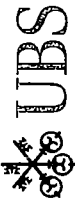
Short-term capital gains and losses (continued)

Security description	Method	Quantity or face value (\$)	Purchase date	Sale date	Sale amount (\$)	Purchase amount (\$)	Loss (\$)	Gain (\$)	Net gain or loss (\$)
BRASIL TELECOM SA REPSTG									
PFD SHS SPON ADR	LIFO	0.544	Nov 24, 09	Nov 24, 09	17.14	17.06		0.08	
HSBC HOLDINGS PLC NEW GB									
SPON ADR	FIFO	17,000	Mar 31, 09	Nov 09, 09	981.01	314.29		666.72	
PFIZER INC	Adjustment	0.350	Oct 16, 09	Oct 16, 09	6.24	6.18		0.06	
SCHERING PLOUGH CORP									
MERGER EFF 11/09	FIFO	80,000	May 07, 08	Apr 27, 09	1,771.95	1,461.22		310.73	
WELLS FARGO & CO NEW	LIFO	0.676	Jul 17, 08	Jan 02, 09	18.74	38.10	-19.36		
RTS ROYAL BANK OF SCOTLAND GROUP P EXP 04/06/09	LIFO	518,000	Mar 19, 09	May 20, 09		0.00			
Total					\$2,798.90	\$1,840.88	-\$19.57	\$977.59	\$958.02

Long-term capital gains and losses

Security description	Method	Quantity or face value (\$)	Purchase date	Sale date	Sale amount (\$)	Purchase amount (\$)	Loss (\$)	Gain (\$)	Net gain or loss (\$)
ALCATEL-LUCENT SPON ADR	FIFO	180,000	Jun 03, 04	Oct 26, 09	779.64	2,492.33	-1,712.69		
	FIFO	150,000	Oct 02, 01	Sep 01, 09	540.36	1,658.04	-1,117.68		
	FIFO	60,000	Jun 03, 04	Sep 01, 09	216.15	830.78	-614.63		
ASTRAZENECA PLC SPON ADR	FIFO	50,000	Jun 06, 07	Dec 14, 09	2,288.74	2,637.14	-348.40		
	FIFO	10,000	May 09, 07	Jun 24, 09	439.39	539.89	-100.50		
	FIFO	20,000	Jun 06, 07	Jun 24, 09	878.77	1,054.85	-176.08		
	FIFO	20,000	May 09, 07	Apr 06, 09	702.81	1,079.77	-376.96		
BOSTON SCIENTIFIC CORP	FIFO	80,000	Mar 30, 07	Jun 24, 09	763.98	1,159.97	-395.99		
	FIFO	60,000	Nov 17, 06	May 22, 09	535.34	969.00	-433.66		
	FIFO	100,000	Mar 30, 07	May 22, 09	892.23	1,449.96	-557.73		
BRASIL TELECOM PARTICIPACOES S A *MERHGER EFF 11/09*	FIFO	34,000	Apr 26, 01	Nov 24, 09	2,082.10	1,439.98		642.12	
BRISTOL MYERS SQUIBB CO	FIFO	70,000	May 21, 02	Nov 24, 09	1,749.43	2,115.34	-365.91		
	FIFO	40,000	Mar 14, 05	Nov 24, 09	999.67	986.40		13.27	
	FIFO	10,000	Apr 26, 02	Feb 03, 09	225.00	293.60	-68.60		
	FIFO	30,000	May 21, 02	Feb 03, 09	674.99	906.57	-231.58		

continued next page



Managed Accounts Consulting

Account name: SUKAMTO FOUNDATION INC
Account number: JR 11513 34

Your Financial Advisor:
SOUZA, DAVID 808/526-6934
808-536-4511/808-342-2828


Realized gains and losses (continued)

Long-term capital gains and losses (continued)

Security description	Method	Quantity or face value (\$)	Purchase date	Sale date	Sale amount (\$)	Purchase amount (\$)	Loss (\$)	Gain (\$)	Net gain or loss (\$)
CENTRAIS ELECTRICAS BRAS	FIFO	170 000	Dec 17, 97	Dec 14, 09	3,542 02	4,058 63	-516 61		
SA SPON ADR REP 50 COM (ELETROBRAS)	FIFO	140 000	Dec 20, 07	Jul 16, 09	53 92	3,132 37	-3,078 45		
CITIGROUP INC	FIFO	180 000	Nov 05, 07	Mar 27, 09	475 64	6,413 81	-5,938 17		
	FIFO	80 000	Jan 15, 08	Mar 27, 09	211 40	2,200 54	-1,989 14		
DELL INC	FIFO	50 000	Aug 02, 06	Sep 01, 09	767 08	1,094 72	-327 64		
	FIFO	10 000	Aug 18, 06	Sep 01, 09	153 42	211 70	-58 28		
DEUTSCHE TELEKOM AG DE	FIFO	30 000	Oct 10, 00	Mar 02, 09	350 99	960 00	-609 01		
SPON ADR	FIFO	60 000	Dec 07, 06	Dec 14, 09	1,636 75	2,397 00	-760 25		
DOW CHEMICAL	FIFO	350 000	Oct 05, 05	Apr 27, 09	1,389 64	8,222 38	-6,832 74		
EASTMAN KODAK CO	FIFO	1 000	Jul 18, 00	Mar 30, 09	0 64	11 45	-10 81		
FAIRPOINT COMMUNICATIONS INC	FIFO	2 000	Sep 21, 00	Mar 30, 09	1 27	20 01	-18 74		
FIFTH THIRD BANCORP	FIFO	60 000	Mar 01, 07	Aug 14, 09	631 80	2,351 22	-1,719 42		
	FIFO	20 000	Apr 04, 07	Aug 14, 09	210 60	771 76	-561 16		
FORD MOTOR CO COM NEW	FIFO	165 000	Sep 21, 05	Mar 18, 09	412 33	1,605 45	-1,193 12		
	FIFO	310 000	Nov 23, 05	Mar 18, 09	774 69	2,589 68	-1,814 99		
GANNETT CO	FIFO	160 000	Jul 28, 06	Aug 11, 09	1,227 49	8,337 15	-7,109 66		
	FIFO	40 000	May 02, 07	Aug 11, 09	306 87	2,322 04	-2,015 17		
GLAXO SMITHKLINE PLC ADR	FIFO	40 000	May 11, 07	Dec 14, 09	1,716 35	2,259 06	-542 71		
	FIFO	10 000	Feb 28, 07	Nov 24, 09	424 19	565 46	-141 27		
	FIFO	10 000	May 11, 07	Nov 24, 09	424 19	564 77	-140 58		
	FIFO	40 000	Feb 28, 07	Apr 07, 09	1,222 92	2,261 84	-1,038 92		
	FIFO	30 000	Feb 27, 04	Jan 21, 09	1,054 03	1,278 41	-224 38		
HOME DEPOT INC	FIFO	40 000	Nov 09, 07	Aug 14, 09	1,086 42	1,133 73	-47 31		
	FIFO	30 000	Nov 09, 07	Jul 31, 09	776 08	850 30	-74 22		
	FIFO	20 000	Nov 05, 07	Apr 20, 09	504 93	595 05	-90 12		
	FIFO	10 000	Nov 09, 07	Apr 20, 09	252 47	283 43	-30 96		
	FIFO	30 000	Nov 05, 07	Mar 02, 09	608 16	892 57	-284 41		

continued next page



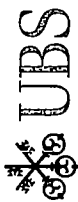


Account name: SUKAMTO FOUNDATION INC
 Account number: JR 1151334

Realized gains and losses (continued)
 Long-term capital gains and losses (continued)

Security description	Method	Quantity or face value (\$)	Purchase date	Sale date	Sale amount (\$)	Purchase amount (\$)	Loss (\$)	Gain (\$)	Net gain or loss (\$)
HSBC HOLDINGS PLC NEW GB									
SPON ADR	FIFO	1 000	May 07, 08	Nov 09, 09	57 71	83 24	-25 53		
	FIFO	40 000	Jan 22, 08	Oct 26, 09	2,254 34	2,872 75	-618 41		
	FIFO	40 000	Apr 05, 06	Jul 20, 09	746 95	774 40	-27 45		
KT CORP SPON ADR									
	FIFO	80 000	Jul 11, 03	Apr 27, 09	1,062 37	1,564 82	-502 45		
	FIFO	20 000	Jul 11, 03	Mar 31, 09	276 95	391 21	-114 26		
MERC & CO INC NEW COM									
	LIFO	0 204	May 07, 08	Nov 05, 09	6 73	3 72		3 01	
MICRON TECHNOLOGY INC									
	FIFO	250 000	Oct 03, 05	Jul 31, 09	1,572 45	3,337 50	-1,765 05		
	FIFO	80 000	Apr 13, 07	Jul 31, 09	503 19	904 00	-400 81		
	FIFO	150 000	Aug 17, 05	May 06, 09	809 87	1,690 20	-880 33		
	FIFO	20 000	Oct 03, 05	May 06, 09	107 98	267 00	-159 02		
MICROSOFT CORP									
	FIFO	30 000	Jun 08, 06	Dec 14, 09	902 76	662 74		240 02	
	FIFO	50 000	Jun 08, 06	Nov 18, 09	1,500 10	1,104 57		395 53	
MITSUBISHI UFJ FINANCIAL GROUP INC SPON ADR									
	FIFO	190 000	Feb 07, 07	Apr 09, 09	965 02	2,236 32	-1,271 30		
	FIFO	20 000	Feb 09, 07	Apr 09, 09	101 58	237 93	-136 35		
	FIFO	60 000	Jun 06, 03	Mar 09, 09	236 73	252 18	-15 45		
	FIFO	100 000	Feb 07, 07	Mar 09, 09	394 56	1,177 01	-782 45		
MITSUI SUMITOMO UNSPONS ADR									
	FIFO	90 000	Jan 24, 07	May 22, 09	1,277 96	1,869 35	-591 39		
	FIFO	30 000	Jan 24, 07	Mar 09, 09	282 49	623 12	-340 63		
MOTOROLA INC									
	FIFO	190 000	Jul 10, 07	Sep 15, 09	1,727 34	3,348 14	-1,620 80		
NIPPON TELEG & TEL CORP SPON ADR									
	FIFO	10 000	May 07, 07	Mar 02, 09	211 69	258 17	-46 48		
NORTEL NETWORKS CORP NEW (HOLDING CO) (NEW)									
	FIFO	135 000	Aug 03, 05	Jan 16, 09	11 07	3,634 20	-3,623 13		
PFIZER INC									
	FIFO	10 000	Dec 20, 04	Dec 14, 09	182 89	250 45	-67 56		
	FIFO	40 000	Nov 02, 05	Dec 14, 09	731 58	861 08	-129 50		
	FIFO	60 000	Dec 20, 04	Oct 26, 09	1,031 37	1,502 72	-471 35		
	FIFO	40 000	Nov 29, 04	Apr 27, 09	533 68	1,095 91	-562 23		
	FIFO	40 000	Dec 20, 04	Apr 27, 09	533 68	1,001 81	-468 13		

continued next page



Managed Accounts Consulting

Account name:
Account number:

SUKAMTO FOUNDATION INC
JR 11513 34

Your Financial Advisor:
SOUZA, DAVID 808/526-6934
808-536-4511/800-342-2828

Realized gains and losses (continued)

Long-term capital gains and losses (continued)

Security description	Method	Quantity or face value (\$)	Purchase date	Sale date	Sale amount (\$)	Purchase amount (\$)	Loss (\$)	Gain (\$)	Net gain or loss (\$)
PNC FINANCIAL SERVICES									
GROUP	LIFO	0 880	Oct 04, 07	Jan 02, 09	42 69	608 59	-565 90		
PORTUGAL TELECOM SGPS									
S A 1 ADR = 1 ORD SPON								118 00	
ADR	FIFO	80 000	Aug 17, 05	Oct 26, 09	915 97	797 97			
	FIFO	70 000	Aug 17, 05	Jul 09, 09	686 68	698 22	-11 54		
SAFWAY INC	FIFO	40 000	Feb 03, 04	Apr 27, 09	822 37	917 01	-94 64		
SANOFI-AVENTIS SA SPON									
ADR	FIFO	20 000	Jul 25, 07	Dec 14, 09	774 44	848 10	-73 66		
	FIFO	50 000	Mar 02, 07	Jun 24, 09	1,590 95	2,117 00	-526 05		
	FIFO	20 000	Feb 14, 07	Mar 02, 09	511 79	876 70	-364 91		
	FIFO	10 000	Mar 02, 07	Mar 02, 09	255 90	423 40	-167 50		
SARA LEE CORP	FIFO	70 000	Nov 14, 06	Dec 14, 09	860 97	1,140 77	-279 80		
SCHERING PLOUGH CORP									
MERGER EFF 11/09	FIFO	120 000	May 07, 08	Nov 05, 09	1,260 00	927 81		332 19	
	FIFO	60 000	May 07, 08	Jul 09, 09	1,478 96	1,095 92		383 04	
STMICROELECTRONICS N V	FIFO	100 000	Jul 13, 06	Sep 14, 09	943 82	1,482 19	-538 37		
SUMITOMO MITSUI									
FINANCIAL GROUP INC ADR	FIFO	270 000	Sep 14, 07	Apr 06, 09	976 39	1,885 25	-908 86		
	FIFO	70 000	Sep 14, 07	Mar 09, 09	190 56	488 77	-298 21		
TELECOM ITALIA SPA NEW									
REPSTG 10 ORD SHS SPON									
ADR	FIFO	70 000	Feb 22, 06	Sep 25, 09	1,264 85	1,931 94	-667 09		
TELMEX INTERNACIONAL SAB									
DE CV SER L SPON ADR	FIFO	90 000	Dec 14, 00	Sep 17, 09	1,312.43	583 97		728 46	
TENET HEALTHCARE CORP	FIFO	200 000	Nov 11, 03	Jun 01, 09	759 62	2,613 12	-1,853 50		
UNILEVER NV N Y SHS NEW									
NETHERLANDS SPON ADR	FIFO	30 000	Aug 23, 04	Oct 26, 09	920 37	598.49		321 88	
	FIFO	60 000	Aug 23, 04	Jul 20, 09	1,564 33	1,196 97		367 36	
UNISYS CORP ***REVERSE SPLIT EFF 10/2009**	FIFO	380 000	Mar 14, 01	Jul 31, 09	684 02	5,487 62	-4,803 60		

continued next page





Account name: SUKAMTO FOUNDATION INC
 Account number: JR 11513 34

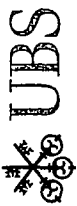
Realized gains and losses (continued)

Long-term capital gains and losses (continued)

Security description	Method	Quantity or face value (\$)	Purchase date	Sale date	Sale amount (\$)	Purchase amount (\$)	Loss (\$)	Gain (\$)	Net gain or loss (\$)
WYETH ***MERGER EFF 10/09***	Adjustment	110,000	Sep 26, 07	Oct 16, 09	5,543.46	4,859.82		683.64	
	FIFO	20,000	Sep 26, 07	May 22, 09	885.77	883.60		2.17	
Total					\$76,254.27	\$141,465.92	-\$69,442.34	\$4,230.69	-\$65,211.65
Net capital gains/losses:									-\$64,253.63

¹ Indicates that the cost basis information has been provided by a source other than UBS Financial Services Inc

L



UBS Financial Services Inc
733 BISHOP STREET
SUITE 1600
HONOLULU HI 96813-4068

APZ3002794555 1209 X125 JR. 0

2009 Year End Summary

Account name: SUKAMTO FOUNDATION INC

FIXED INCOME

Account type: PACE Select

Account number: JR 29239 34

Your Financial Advisor:

SOUZA, DAVID 808/526-6934

Phone 808-536-4511/800-342-2828

SUKAMTO FOUNDATION INC
FIXED INCOME
1001 BISHOP ST ASB STE 2690
HONOLULU HI 96813-3681

Summary of gains and losses

	Amount (\$)
Long term	0 00

Realized gains and losses

Estimated 2009 gains and losses for transactions with trade dates through 12/31/09 have been incorporated into this statement. To calculate gains and losses, we liquidate the oldest security lot first. This is known as the first-in, first-out or FIFO accounting method. We use this method unless you specified which tax lot to close when you placed your order. This is known as a versus purchases or VSP order. See *Important information about your statement* on the last page of this statement for more information.

We may not adjust gains and losses for all capital changes. Cost basis for coupon tax-exempt municipal securities, include securities subject to AMT, has been adjusted for mandatory amortization of bond premium. Estimates in the Unclassified section can not be classified as short term or long term because information is missing, or the product is one in which the gain/loss calculation is not provided.

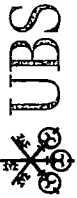
Long-term capital gains and losses

Security description	Method	Quantity or face value (\$)	Purchase date	Sale date	Sale amount (\$)	Purchase amount (\$)	Loss (\$)	Gain (\$)	Net gain or loss (\$)
UBS PACE MONEY MARKET INVESTMENT FUND CLASS P	FIFO	886 380	Apr 20, 05	Oct 23, 09	886 38	886 38			
	FIFO	846 780	Apr 20, 05	Jul 24, 09	846 78	846 78			
	FIFO	808 340	Apr 20, 05	Apr 23, 09	808 34	808 34			
	FIFO	796 800	Apr 20, 05	Jan 23, 09	796 80	796 80			
Total					\$3,338.30	\$3,338.30			0.00





Your notes



UBS Financial Services Inc
 733 BISHOP STREET
 SUITE 1600
 HONOLULU HI 96813-4068
 CPZ3002982455 1209 X15 JR O

2009 Year End Summary

Account name: SUKAMTO FOUNDATION INC
 ACCESS-MARSICO CAPITAL

Account number: JR 29892 34

Your Financial Advisor:
 SOUZA, DAVID 808/526-6934
 Phone 808-536-4511/800-342-2828

SUKAMTO FOUNDATION INC
 ACCESS-MARSICO CAPITAL
 1001 BISHOP ST ASB STE 2690
 HONOLULU HI 96813-3681

Summary of gains and losses

	Amount (\$)
Short term	-3,399.05
Long term	3,708.71
Total	\$309.66

Realized gains and losses

Estimated 2009 gains and losses for transactions with trade dates through 12/31/09 have been incorporated into this statement. To calculate gains and losses, we liquidate the oldest security lot first. This is known as the first-in, first-out or FIFO accounting method. We use this method unless you specified which tax lot to close when you placed your order. This is known as a versus purchases or VSP order. See *Important information about your statement* on the last page of this statement for more information.

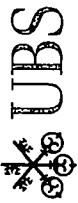
We may not adjust gains and losses for all capital changes. Cost basis for coupon tax-exempt municipal securities, include securities subject to AMT, has been adjusted for mandatory amortization of bond premium. Estimates in the Unclassified section can not be classified as short term or long term because information is missing, or the product is one in which the gain/loss calculation is not provided.

Short-term capital gains and losses

Security description	Method	Quantity or face value (\$)	Purchase date	Sale date	Purchase amount (\$)	Loss (\$)	Gain (\$)	Net gain or loss (\$)
ABB LTD SPON ADR	FIFO	22,000	Dec 18, 08	Feb 18, 09	323.52	-55.67		
	FIFO	23,000	Dec 29, 08	Feb 18, 09	336.63	-56.61		
ABBOTT LABS	FIFO	5,000	Jan 23, 09	Nov 10, 09	264.12	-1.31		

continued next page





Account name: SUKAMTO FOUNDATION INC
 Account number: JR 29892 34

Realized gains and losses (continued)

Short-term capital gains and losses (continued)

Security description	Method	Quantity or face value (\$)	Purchase date	Sale date	Sale amount (\$)	Purchase amount (\$)	Loss (\$)	Gain (\$)	Net gain or loss (\$)
ADOBE SYSTEMS INC (DELAWARE)	FIFO	6 000	Jan 28, 09	Nov 10, 09	315 37	326 86	-11 49		
	FIFO	12 000	Jan 30, 09	Nov 10, 09	630 74	664 47	-33 73		
	FIFO	12 000	Feb 09, 09	Nov 10, 09	630 74	685 73	-54 99		
AMAZON COM INC	FIFO	15 000	Oct 16, 09	Nov 10, 09	548 72	535 90		12 82	
	FIFO	9 000	Jul 10, 09	Nov 10, 09	1,143 38	699 19		444 19	
	FIFO	1 000	Oct 23, 09	Nov 10, 09	127 04	116 21		10 83	
AMER EXPRESS CO	FIFO	10 000	Jan 08, 09	Jan 30, 09	587 26	567 45		19 81	
	FIFO	15 000	May 06, 09	Nov 10, 09	584 11	400 91		183 20	
AMER TOWER CORP CL A	FIFO	23 000	Sep 09, 09	Nov 10, 09	914 93	786 56		128 37	
	FIFO	2 000	Sep 14, 09	Nov 10, 09	79 56	69 92		9 64	
BAIDU INC ADS REPSNTG CL A ORD SHS	FIFO	2 000	Sep 17, 09	Nov 10, 09	849 02	802 09		46 93	
	FIFO	2 000	Sep 24, 09	Nov 10, 09	849 02	776 68		72 34	
	FIFO	1 000	Oct 06, 09	Nov 10, 09	424 51	396 42		28 09	
BANCO SANTANDER BRASIL ADS	FIFO	32 000	Oct 15, 09	Nov 04, 09	397 30	426 84	-29 54		
	FIFO	25 000	Oct 15, 09	Oct 29, 09	310 69	333 47	-22 78		
	FIFO	5 000	Oct 15, 09	Oct 28, 09	61 11	66 69	-5 58		
BANK OF NEW YORK MELLON CORP	FIFO	6 000	Apr 14, 09	Nov 16, 09	165 60	187 61	-22 01		
	FIFO	16 000	Apr 21, 09	Nov 16, 09	441 59	439 75		1 84	
	FIFO	15 000	Apr 14, 09	Nov 10, 09	408 58	469 03	-60 45		
BHP BILLITON PLC NEW SPON ADR	FIFO	16 000	Mar 12, 09	Nov 10, 09	953 89	571 21		382 68	
	FIFO	9 000	Mar 13, 09	Nov 10, 09	536 57	344 74		191 83	
	FIFO	30 000	Jan 08, 09	Oct 06, 09	1,037 54	877 00		160 54	
DEERE AND CO	FIFO	9 000	Dec 09, 08	Mar 10, 09	242 98	347 65	-104 67		
	FIFO	9 000	Dec 10, 08	Mar 10, 09	242 98	336 16	-93 18		
DEVON ENERGY CORP NEW	FIFO	5 000	Oct 22, 08	Feb 24, 09	232 00	354 34	-122 34		
DIRECTV GROUP INC	FIFO	10 000	Jun 30, 09	Nov 10, 09	286 59	247 59		39 00	

continued next page



ACCESS

Account name:
Account number:

SUKAMTO FOUNDATION INC
JR 29892 34

Your Financial Advisor
SOUZA, DAVID 808/526-6934
808-536-4511/800-342-2828

Realized gains and losses (continued)

Short-term capital gains and losses (continued)

Security description	Method	Quantity or face value (\$)	Purchase date	Sale date	Sale amount (\$)	Purchase amount (\$)	Loss (\$)	Gain (\$)	Net gain or loss (\$)
DOW CHEMICAL	FIFO	42 000	Jun 09, 09	Nov 10, 09	1,091 66	737 36		354 30	
	FIFO	25 000	Jul 07, 09	Nov 10, 09	649 80	370 54		279 26	
	FIFO	3 000	Jul 08, 09	Nov 10, 09	77 98	44 95		33 03	
EOG RESOURCES INC	FIFO	5 000	May 07, 09	Nov 10, 09	459 08	378 07		81 01	
GENZYME CORP GEN DIV	FIFO	5 000	Jan 29, 09	Aug 03, 09	249 78	348 56	-98 78		
	FIFO	4 000	Jan 30, 09	Aug 03, 09	199 82	276 45	-76 63		
GILEAD SCIENCES INC	FIFO	10 000	Dec 22, 08	Nov 10, 09	465 44	500 30	-34 86		
	FIFO	6 000	Dec 23, 08	Nov 10, 09	279 26	303 18	-23 92		
	FIFO	3 000	Dec 23, 08	Nov 10, 09	139 63	151 28	-11 65		
	FIFO	6 000	Jan 28, 09	Nov 10, 09	279 26	301 74	-22 48		
GOLDMAN SACHS GROUP INC	FIFO	5 000	Mar 25, 09	Dec 03, 09	833 85	553 23		280 62	
	FIFO	6 000	Nov 25, 08	Nov 10, 09	1,061 81	422 82		638 99	
	FIFO	7 000	Mar 25, 09	Nov 10, 09	1,238 78	774 52		464 26	
HESS CORP	FIFO	11 000	May 20, 08	Feb 24, 09	575 27	1,468 62	-893 35		
	FIFO	6 000	May 21, 08	Feb 24, 09	313 79	796 88	-483 09		
	FIFO	10 000	Mar 19, 08	Feb 18, 09	517 28	931 09	-413 81		
	FIFO	4 000	May 20, 08	Feb 18, 09	206 91	534 04	-327 13		
HSBC HOLDINGS PLC NEW GB	FIFO	15 000	Aug 28, 09	Nov 10, 09	901 37	826 86		74 51	
SPON ADR	FIFO	24 000	Jul 16, 09	Oct 29, 09	460 95	440 52		20 43	
INTEL CORP	FIFO	19 000	Jul 17, 09	Oct 29, 09	364 92	349 23		15 69	
	FIFO	39 000	Jul 17, 09	Oct 29, 09	749 04	723 87		25 17	
	FIFO	38 000	Jul 20, 09	Oct 29, 09	729 83	708 53		21 30	
	FIFO	35 000	Jul 16, 09	Oct 16, 09	709 82	642 43		67 39	
INTL BUSINESS MACH	FIFO	14 000	Jan 30, 09	Nov 10, 09	1,772 46	1,299 67		472 79	
	FIFO	3 000	Feb 09, 09	Nov 10, 09	379 81	289 03		90 78	
	FIFO	3 000	Apr 02, 09	Nov 10, 09	379 81	300 49		79 32	
JOHNSON & JOHNSON COM	FIFO	26 000	Nov 07, 08	Apr 29, 09	1,315 32	1,546 72	-231 40		
	FIFO	12 000	Nov 07, 08	Apr 28, 09	607 74	713 87	-106 13		
	FIFO	10 000	Nov 07, 08	Apr 27, 09	508 82	594 89	-86 07		
JPMORGAN CHASE & CO	FIFO	13 000	Mar 24, 09	Dec 03, 09	549 04	370 37		178 67	

continued next page





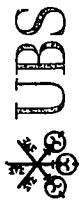
Account name: SUKAMTO FOUNDATION INC
 Account number: JR 29892 34

Realized gains and losses (continued)
Short-term capital gains and losses (continued)

Security description	Method	Quantity or face value (\$)	Purchase date	Sale date	Sale amount (\$)	Purchase amount (\$)	Loss (\$)	Gain (\$)	Net gain or loss (\$)
	FIFO	8 000	Mar 25, 09	Dec 03, 09	337 87	217 43		120 44	
	FIFO	10 000	Mar 13, 09	Nov 10, 09	437 76	234 79		202 97	
	FIFO	14 000	Mar 19, 09	Nov 10, 09	615 44	352 20		263 24	
	FIFO	10 000	Mar 19, 09	Nov 10, 09	437 76	251 57		186 19	
	FIFO	42 000	Mar 23, 09	Nov 10, 09	1,846 33	1,160 16		686 17	
	FIFO	9 000	Mar 24, 09	Nov 10, 09	395 64	256 41		139 23	
	FIFO	15 000	Mar 13, 09	May 11, 09	563 69	352 18		211 51	
JUNIPER NETWORKS INC	FIFO	20 000	Jul 01, 09	Nov 10, 09	509 18	489 27		19 91	
	FIFO	9 000	Jul 01, 09	Nov 11, 09	229 20	220 17		9 03	
	FIFO	6 000	Jul 07, 09	Nov 11, 09	151 54	143 63		7 91	
	FIFO	8 000	Jul 07, 09	Nov 11, 09	203 73	191 50		12 23	
	FIFO	15 000	Jul 08, 09	Nov 11, 09	378 84	339 54		39 30	
LOCKHEED MARTIN CORP	FIFO	5 000	Sep 19, 08	Aug 27, 09	375 38	554 52	-179 14		
	FIFO	6 000	Sep 19, 08	Aug 25, 09	443 99	665 43	-221 44		
MERCK & CO INC NEW COM	FIFO	25 000	Sep 09, 09	Nov 10, 09	835 97	788 29		47 68	
	FIFO	5 000	Sep 11, 09	Nov 10, 09	167 20	162 25		4 95	
MONSANTO CO NEW	FIFO	2 000	Jan 28, 09	Oct 09, 09	149 17	159 42	-10 25		
	FIFO	8 000	Jan 28, 09	Oct 07, 09	594 67	637 69	-43 02		
	FIFO	6 000	Oct 09, 08	Oct 06, 09	450 07	480 07	-30 00		
NRG ENERGY INC NEW	FIFO	3 000	Jul 13, 09	Dec 28, 09	73 49	68 88		4 61	
	FIFO	3 000	Jul 13, 09	Dec 24, 09	73 87	68 88		4 99	
	FIFO	13 000	Jul 13, 09	Dec 23, 09	318 69	298 49		20 20	
	FIFO	10 000	Jul 13, 09	Nov 10, 09	247 79	229 60		18 19	
ORACLE CORP	FIFO	16 000	Oct 30, 08	Mar 05, 09	238 00	295 74	-57 74		
	FIFO	21 000	Oct 31, 08	Mar 05, 09	312 38	386 05	-73 67		
	FIFO	23 000	Oct 30, 08	Feb 02, 09	385 64	425 12	-39 48		
POTASH CORP SASK INC CANADA	FIFO	1 000	Mar 09, 09	Nov 10, 09	98 70	68 90		29 80	
	FIFO	4 000	Mar 10, 09	Nov 10, 09	394 78	290 30		104 48	
	FIFO	1 000	Feb 10, 09	Aug 03, 09	95 39	87 71		7 68	
	FIFO	8 000	Mar 09, 09	Aug 03, 09	763 14	551 21		211 93	
	FIFO	6 000	Feb 10, 09	Jul 31, 09	557 91	526 23		31 68	

continued next page

L



ACCESS

Account name: SUKAMTO FOUNDATION INC
Account number: JR 29892 34

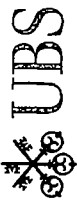
Your Financial Advisor:
SOUZA, DAVID 808/526-6934
808-536-4511/800-342-2828

Realized gains and losses (continued)
Short-term capital gains and losses (continued)

Security description	Method	Quantity or face value (\$)	Purchase date	Sale date	Sale amount (\$)	Purchase amount (\$)	Loss (\$)	Gain (\$)	Net gain or loss (\$)
PPG INDUSTRIES INC	FIFO	7 000	Aug 27, 09	Nov 10, 09	426 29	385 32		40 97	
	FIFO	7 000	Aug 28, 09	Nov 10, 09	426 29	391 34		34 95	
	FIFO	1 000	Aug 31, 09	Nov 10, 09	60 90	55 29		5 61	
ROCHE HLDG LTD SPONS ADR	FIFO	7 000	Mar 20, 09	Apr 27, 09	220 92	226 72	-5 80		
SWITZ ADR	FIFO	18 000	Mar 12, 09	Apr 23, 09	505 04	546 20	-41 16		
	FIFO	11 000	Mar 12, 09	Apr 23, 09	308 63	334 64	-26 01		
	FIFO	21 000	Mar 20, 09	Apr 23, 09	589 21	680 16	-90 95		
SCHERING PLOUGH CORP	FIFO	25 000	Dec 03, 08	Apr 23, 09	540 73	393 93		146 80	
MERGER EFF 11/09	FIFO	6 000	Dec 03, 08	Apr 23, 09	129 78	95 38		34 40	
	FIFO	1 000	Dec 09, 08	Apr 23, 09	21 63	16 00		5 63	
	FIFO	39 000	Dec 09, 08	Apr 23, 09	849 96	623 87		226 09	
	FIFO	6 000	Dec 10, 08	Apr 23, 09	130 76	93 90		36 86	
	FIFO	25 000	Dec 03, 08	Apr 22, 09	540 94	397 43		143 51	
	FIFO	15 000	Dec 02, 08	Apr 21, 09	331 96	238 64		93 32	
	FIFO	8 000	Dec 03, 08	Apr 21, 09	177 05	127 18		49 87	
SCHLUMBERGER LTD	FIFO	2 000	Oct 09, 08	Feb 17, 09	78 46	121 10	-42 64		
NETHERLANDS ANTILLES	FIFO	15 000	Oct 09, 08	Feb 17, 09	580 42	908 25	-327 83		
	FIFO	9 000	Oct 13, 08	Feb 17, 09	348 25	583 69	-235 44		
TAIWAN SEMICONDUCTOR MFG	FIFO	25 000	Apr 17, 09	Oct 28, 09	240 85	240 02		0 83	
CO LTD ADR	FIFO	55 000	May 05, 09	Oct 28, 09	529 86	609 32	-79 46		
	FIFO	46 000	Apr 17, 09	Oct 27, 09	454 55	441 63		12 92	
TARGET CORP	FIFO	2 000	Aug 27, 08	Mar 03, 09	51 88	104 00	-52 12		
	FIFO	41 000	Oct 16, 08	Mar 03, 09	1,063 51	1,548 83	-485 32		
	FIFO	3 000	Aug 21, 08	Feb 24, 09	85 36	151 15	-65 79		
	FIFO	10 000	Aug 26, 08	Feb 24, 09	284 52	520 67	-236 15		
	FIFO	5 000	Aug 27, 08	Feb 24, 09	142 26	260 00	-117 74		
	FIFO	16 000	Aug 21, 08	Feb 02, 09	481 18	806 12	-324 94		

continued next page





Account name: SUKAMTO FOUNDATION INC
 Account number: JR 29892 34

Realized gains and losses (continued)
Short-term capital gains and losses (continued)

Security description	Method	Quantity or face value (\$)	Purchase date	Sale date	Sale amount (\$)	Purchase amount (\$)	Loss (\$)	Gain (\$)	Net gain or loss (\$)
UNITED STATES STEEL CORP NEW	FIFO	14 000	Apr 17, 09	Jun 12, 09	558 13	410 49		147 64	
	FIFO	12 000	May 01, 09	Jun 12, 09	478 40	326 38		152 02	
UNITEDHEALTH GROUP INC	FIFO	6 000	Feb 02, 09	Mar 05, 09	97 86	174 92	-77 06		
	FIFO	11 000	Feb 04, 09	Mar 05, 09	179 42	324 06	-144 64		
	FIFO	12 000	Feb 06, 09	Mar 05, 09	195 73	346 72	-150 99		
	FIFO	18 000	Feb 18, 09	Mar 05, 09	314 10	506 98	-192 88		
	FIFO	3 000	Feb 18, 09	Mar 05, 09	48 93	84 50	-35 57		
	FIFO	22 000	Feb 19, 09	Mar 05, 09	383 91	630 70	-246 79		
	FIFO	10 000	Jan 28, 09	Mar 04, 09	179 99	299 46	-119 47		
	FIFO	5 000	Feb 02, 09	Mar 04, 09	90 00	145 77	-55 77		
US BANCORP DEL (NEW)	FIFO	11 000	Dec 03, 08	Dec 03, 09	258 59	281 20	-22 61		
	FIFO	17 000	Mar 13, 09	Dec 03, 09	399 63	242 97		156 66	
	FIFO	9 000	Dec 03, 08	Nov 10, 09	219 17	230 07	-10 90		
	FIFO	29 000	Aug 18, 08	Feb 18, 09	303 97	889 57	-585 60		
	FIFO	1 000	Aug 18, 08	Feb 17, 09	11 04	30 67	-19 63		
	FIFO	5 000	Jul 30, 08	Jan 22, 09	70 46	153 11	-82 65		
	FIFO	14 000	Aug 05, 08	Jan 22, 09	197 28	432 94	-235 66		
	FIFO	2 000	Aug 18, 08	Jan 22, 09	28 18	61 35	-33 17		
	FIFO	9 000	Jul 21, 08	Jan 20, 09	155 57	247 49	-91 92		
	FIFO	12 000	Jul 23, 08	Jan 20, 09	207 43	362 00	-154 57		
	FIFO	10 000	Jul 30, 08	Jan 20, 09	172 86	306 22	-133 36		
	FIFO	14 000	Jul 30, 08	Jan 20, 09	242 00	433 62	-191 62		
WAL MART STORES INC	FIFO	4 000	Oct 16, 08	Sep 09, 09	203 71	214 80	-11 09		
	FIFO	12 000	Oct 17, 08	Sep 09, 09	611 14	649 63	-38 49		
	FIFO	6 000	Feb 19, 09	Sep 09, 09	305 57	300 37		5 20	
	FIFO	21 000	Oct 16, 08	Sep 08, 09	1,079 66	1,127 69	-48 03		
	FIFO	13 000	Oct 16, 08	May 11, 09	660 13	698 09	-37 96		
	FIFO	13 000	Oct 03, 08	May 05, 09	656 28	780 58	-124 30		
	FIFO	14 000	Oct 03, 08	May 05, 09	705 05	840 62	-135 57		
	FIFO	3 000	Oct 16, 08	May 05, 09	151 45	161 10	-9 65		

continued next page



ACCESS

Account name: SUKAMTO FOUNDATION INC
Account number: JR 29892 34

Your Financial Advisor:
SOUZA, DAVID 808/526-6934
808-536-4511/800-342-2828

Realized gains and losses (continued)
Short-term capital gains and losses (continued)


Security description	Method	Quantity or face value (\$)	Purchase date	Sale date	Sale amount (\$)	Purchase amount (\$)	Loss (\$)	Gain (\$)	Net gain or loss (\$)
WALT DISNEY CO (HOLDING CO) DISNEY COM									
	FIFO	1 000	Dec 08, 08	Feb 18, 09	17 64	25 76	-8 12		
	FIFO	15 000	Dec 09, 08	Feb 18, 09	264.54	355 13	-90 59		
	FIFO	12 000	Dec 08, 08	Feb 05, 09	223 12	309 14	-86 02		
WELLS FARGO & CO NEW									
	FIFO	45 000	May 04, 09	Nov 10, 09	1,268 13	1,042 34		225 79	
	FIFO	40 000	May 05, 09	Nov 10, 09	1,127 23	917 90		209 33	
	FIFO	39 000	Nov 06, 08	Feb 20, 09	383.40	1,109 64	-726 24		
	FIFO	1 000	Dec 03, 08	Feb 20, 09	9 83	25 64	-15 81		
	FIFO	9 000	Dec 03, 08	Feb 20, 09	88.48	239 57	-151 09		
	FIFO	16 000	Nov 06, 08	Feb 19, 09	198 39	455 24	-256 85		
	FIFO	32 000	Jul 21, 08	Feb 17, 09	465 35	884 76	-419 41		
	FIFO	23 000	Nov 06, 08	Feb 17, 09	334 47	654 41	-319 94		
	FIFO	21 000	Jul 21, 08	Jan 21, 09	314 46	580 62	-266 16		
	FIFO	11 000	Jul 21, 08	Jan 21, 09	164 72	305 80	-141 08		
	FIFO	4 000	Feb 01, 08	Jan 20, 09	65 04	133 87	-68 83		
	FIFO	56 000	Jul 21, 08	Jan 20, 09	910 53	1,556 79	-646 26		
XTO ENERGY INC									
	FIFO	16 000	May 07, 09	Nov 09, 09	711 78	687 17		24 61	
YAHOO INC									
	FIFO	23 000	Sep 28, 09	Nov 10, 09	373 55	399 85	-26 30		
	FIFO	7 000	Sep 29, 09	Nov 10, 09	113 69	121 87	-8 18		
WELLS FARGO & CO NEW									
	FIFO	5 000	Dec 30, 08	Nov 10, 09	124 51	109 49		15 02	
	FIFO	10 000	Dec 31, 08	Nov 10, 09	249 03	219 49		29 54	
Total					\$70,738.76	\$74,137.81	-\$12,490.57	\$9,091.52	-\$3,399.05

Long-term capital gains and losses

Security description	Method	Quantity or face value (\$)	Purchase date	Sale date	Sale amount (\$)	Purchase amount (\$)	Loss (\$)	Gain (\$)	Net gain or loss (\$)
APPLE INC									
	FIFO	3 000	Jul 24, 08	Dec 16, 09	587 26	483 71		103 55	
	FIFO	1 000	May 02, 08	Nov 10, 09	203 12	180 16		22 96	
	FIFO	6 000	Jun 17, 08	Nov 10, 09	1,218 75	1,076 93		141 82	
	FIFO	4 000	Jun 18, 08	Nov 10, 09	812 50	717 76		94 74	
	FIFO	4 000	Jul 24, 08	Nov 10, 09	812 50	644 95		167 55	

continued next page





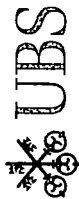
Account name: SUKAMTO FOUNDATION INC
 Account number: JR 29892 34

Realized gains and losses (continued)

Long-term capital gains and losses (continued)

Security description	Method	Quantity or face value (\$)	Purchase date	Sale date	Sale amount (\$)	Purchase amount (\$)	Loss (\$)	Gain (\$)	Net gain or loss (\$)
	FIFO	7 000	Apr 25, 08	Jul 20, 09	1,075 97	1,180 83	-104 86		
	FIFO	6 000	Apr 29, 08	Jul 20, 09	922 26	1,024 79	-102 53		
	FIFO	3 000	May 02, 08	Jul 20, 09	461 13	540 49	-79 36		
	FIFO	3 000	Apr 25, 08	Jun 12, 09	409 30	506 07	-96 77		
COSTCO WHOLESALE CORP	FIFO	1 000	Jul 30, 08	Oct 01, 09	55 76	62 73	-6 97		
	FIFO	7 000	Jul 30, 08	Oct 01, 09	390 31	439 71	-49 40		
	FIFO	6 000	Aug 06, 08	Oct 01, 09	334 55	393 98	-59 43		
	FIFO	5 000	Apr 25, 08	Sep 30, 09	279 99	355 29	-75 30		
	FIFO	16 000	Jul 23, 08	Sep 30, 09	895 97	1,011 04	-115 07		
	FIFO	7 000	Jul 30, 08	Sep 30, 09	391 99	439 10	-47 11		
	FIFO	7 000	Mar 26, 08	Sep 28, 09	395 11	464 65	-69 54		
	FIFO	2 000	Apr 25, 08	Sep 28, 09	112 89	142 12	-29 23		
CVS CAREMARK CORP	FIFO	3 000	May 25, 07	Oct 06, 09	103 75	116 22	-12 47		
	FIFO	10 000	Jan 23, 08	Oct 06, 09	345 85	370 01	-24 16		
	FIFO	13 000	May 25, 07	Oct 02, 09	459 43	503 61	-44 18		
	FIFO	10 000	May 25, 07	Sep 28, 09	352 62	387 40	-34 78		
	FIFO	23 000	May 25, 07	Sep 24, 09	811 90	891 01	-79 11		
	FIFO	16 000	May 25, 07	Sep 23, 09	581 34	619 83	-38 49		
	FIFO	16 000	May 25, 07	Sep 18, 09	576 39	619 83	-43 44		
	FIFO	1 000	May 25, 07	May 05, 09	31 50	38 74	-7 24		
GENENTECH INC **MERGER EFF 3/2009**	FIFO	76 000	Dec 16, 05	Mar 26, 09	7,220 00	7,083 20		136 80	
	FIFO	30 000	Dec 16, 05	Nov 10, 09	2,022 99	1,730 25		292 74	
GOLDMAN SACHS GROUP INC	FIFO	1 000	Apr 24, 08	Nov 10, 09	175 99	188 63	-12 64		
	FIFO	1 000	Apr 24, 08	Nov 10, 09	176 97	188 63	-11 66		
	FIFO	11 000	Sep 19, 08	Nov 10, 09	1,946 66	1,457 76		488 90	
	FIFO	1 000	Oct 03, 07	Jun 01, 09	143 95	228 67	-84 72		
	FIFO	3 000	Apr 24, 08	Jun 01, 09	431 85	565 90	-134 05		
	FIFO	4 000	Sep 24, 07	Apr 13, 09	513 96	853 78	-339 82		
	FIFO	1 000	Oct 03, 07	Apr 13, 09	128 49	228 67	-100 18		
	FIFO	6 000	Aug 23, 06	Jan 20, 09	390 75	924 23	-533 48		
	FIFO	1 000	Sep 07, 07	Jan 20, 09	65 13	180 88	-115 75		

continued next page



ACCESS

Account name: SUKAMTO FOUNDATION INC
Account number: JR 29892 34

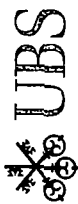
Your Financial Advisor
SOUZA, DAVID 808/526-6934
808-536-4511/800-342-2828

Realized gains and losses (continued)
Long-term capital gains and losses (continued)

Security description	Method	Quantity or face value (\$)	Purchase date	Sale date	Sale amount (\$)	Purchase amount (\$)	Loss (\$)	Gain (\$)	Net gain or loss (\$)
GOOGLE INC CL A	FIFO	4 000	Oct 30, 08	Nov 10, 09	2,257 46	1,447 22		810 24	
	FIFO	1 000	Oct 31, 08	Nov 10, 09	564 36	358 23		206 13	
LOCKHEED MARTIN CORP	FIFO	2 000	Sep 01, 06	Aug 25, 09	148 00	167 27	-19 27		
	FIFO	11 000	Sep 08, 06	Aug 25, 09	813 98	920 75	-106 77		
	FIFO	1 000	Oct 02, 07	Aug 25, 09	74 00	109 83	-35 83		
	FIFO	3 000	Dec 16, 05	Aug 06, 09	224 89	191 85		33 04	
	FIFO	1 000	Aug 10, 06	Aug 06, 09	74 96	81 50	-6 54		
	FIFO	9 000	Sep 01, 06	Aug 06, 09	674 67	752 70	-78 03		
	FIFO	9 000	Dec 16, 05	Jul 21, 09	680 81	575 55		105 26	
	FIFO	5 000	Dec 16, 05	Jul 21, 09	378 82	319 75		59 07	
	FIFO	5 000	Dec 16, 05	Jul 17, 09	404 19	319 75		84 44	
	FIFO	3 000	Dec 16, 05	May 06, 09	239 06	191 85		47 21	
	FIFO	13 000	Dec 16, 05	Apr 08, 09	939 56	831 35		108 21	
	FIFO	6 000	Dec 16, 05	Mar 13, 09	367 71	383 70	-15 99		
LOWES COMPANIES INC	FIFO	74 000	Dec 16, 05	Oct 01, 09	1,517 08	2,567 06	-1,049 98		
	FIFO	17 000	Dec 16, 05	Sep 17, 09	368 43	589 73	-221 30		
	FIFO	19 000	Dec 16, 05	Sep 15, 09	403 43	659 11	-255 68		
	FIFO	60 000	Dec 16, 05	Aug 18, 09	1,196 76	2,081 40	-884 64		
MASTERCARD INC CL A	FIFO	5 000	Oct 02, 07	Nov 10, 09	1,189 76	771 01		418 75	
	FIFO	1 000	Mar 13, 07	Jul 31, 09	194 80	102 98		91 82	
	FIFO	6 000	Aug 14, 07	Jul 31, 09	1,168 77	799 69		369 08	
	FIFO	1 000	Oct 02, 07	Jul 31, 09	194 80	154 20		40 60	
	FIFO	2 000	Mar 13, 07	Jul 06, 09	331 01	205 95		125 06	
	FIFO	3 000	Feb 28, 07	Jun 11, 09	519 77	309 93		209 84	
	FIFO	2 000	Mar 13, 07	Jun 11, 09	346 51	205 95		140 56	
MCDONALDS CORP	FIFO	10 000	May 16, 07	Nov 10, 09	624 91	513 76		111 15	
	FIFO	10 000	May 18, 07	Nov 10, 09	624 91	519 81		105 10	
	FIFO	20 000	May 21, 07	Nov 10, 09	1,249 82	1,041 43		208 39	
	FIFO	5 000	May 15, 07	Sep 14, 09	270 30	256 95		13 35	
	FIFO	9 000	May 16, 07	Sep 14, 09	486 55	462 38		24 17	
	FIFO	1 000	May 14, 07	Sep 11, 09	54 27	50 68		3 59	



continued next page



Account name: SUKAMTO FOUNDATION INC
 Account number: JR 29892 34

Realized gains and losses (continued)
Long-term capital gains and losses (continued)

Security description	Method	Quantity or face value (\$)	Purchase date	Sale date	Sale amount (\$)	Purchase amount (\$)	Loss (\$)	Gain (\$)	Net gain or loss (\$)
	FIFO	15 000	May 15, 07	Sep 11, 09	814 02	770 84		43 18	
	FIFO	1 000	Apr 18, 07	Jul 31, 09	55 01	48 74		6 27	
	FIFO	9 000	May 14, 07	Jul 31, 09	495 13	456 14		38 99	
MONSANTO CO NEW	FIFO	6 000	Oct 13, 06	Oct 06, 09	450 07	274 80		175 27	
	FIFO	5 000	Oct 13, 06	Jul 31, 09	423 62	229 00		194 62	
	FIFO	2 000	Sep 06, 06	Jul 21, 09	161 94	95 53		66 41	
	FIFO	9 000	Oct 13, 06	Jul 21, 09	728 73	412 21		316 52	
	FIFO	4 000	Sep 01, 06	Jul 06, 09	293 16	191 20		101 96	
	FIFO	8 000	Sep 06, 06	Jul 06, 09	586 32	382 12		204 20	
	FIFO	3 000	Aug 24, 06	May 19, 09	268 63	140 95		127 68	
	FIFO	6 000	Sep 01, 06	May 19, 09	537 25	286 79		250 46	
	FIFO	5 000	Aug 22, 06	May 12, 09	450 37	235 06		215 31	
	FIFO	6 000	Aug 24, 06	May 12, 09	540 44	281 90		258 54	
	FIFO	4 000	Aug 07, 06	Feb 24, 09	310 24	182 45		127 79	
	FIFO	4 000	Aug 22, 06	Feb 24, 09	310 24	188 05		122 19	
NIKE INC CL B	FIFO	8 000	Jul 10, 08	Nov 10, 09	522 12	444 07		78 05	
	FIFO	9 000	Jul 11, 08	Nov 10, 09	587 39	507 28		80 11	
	FIFO	3 000	Jul 16, 08	Nov 10, 09	195 80	171 35		24 45	
NORFOLK STHN CORP	FIFO	6 000	Feb 01, 08	Nov 10, 09	312 19	331 87	-19 68		
	FIFO	8 000	Feb 11, 08	Nov 10, 09	416 26	438 73	-22 47		
	FIFO	9 000	Mar 04, 08	Nov 10, 09	468 29	477 09	-8 80		
	FIFO	2 000	May 08, 08	Nov 10, 09	104 06	123 94	-19 88		
	FIFO	5 000	Feb 01, 08	May 12, 09	180.83	276 56	-95 73		
	FIFO	8 000	Feb 01, 08	Mar 10, 09	221 50	442.49	-220 99		
PETROLEO BRASILEIRO SA	FIFO	40 000	Oct 14, 08	Nov 10, 09	2,038 78	1,298 33		740 45	
SPON ADR	FIFO	8 000	Nov 14, 06	Nov 10, 09	666 70	499 86		166 84	
PRAXAIR INC	FIFO	7 000	Nov 16, 06	Nov 10, 09	583 36	442 66		140 70	
QUALCOMM INC	FIFO	4 000	Nov 20, 07	Nov 10, 09	177 76	165 22		12 54	
	FIFO	13 000	Nov 21, 07	Nov 10, 09	577 73	538 37		39 36	
	FIFO	9 000	Mar 26, 08	Nov 10, 09	399 97	362 48		37 49	
	FIFO	19 000	Jul 24, 08	Nov 10, 09	844 38	1,002 19	-157 81		

continued next page



ACCESS

Account name:
Account number

SUKAMTO FOUNDATION INC
JR 29892 34


Your Financial Advisor:
SOUZA, DAVID 808/526-6934
808-536-4511/800-342-2828

Realized gains and losses (continued)
Long-term capital gains and losses (continued)

Security description	Method	Quantity or face value (\$)	Purchase date	Sale date	Sale amount (\$)	Purchase amount (\$)	Loss (\$)	Gain (\$)	Net gain or loss (\$)
SCHLUMBERGER LTD	FIFO	3 000	Sep 07, 07	Feb 17, 09	117 69	293 32	-175 63		
NETHERLANDS ANTILLES	FIFO	15 000	Oct 20, 08	Nov 10, 09	493 63	312 10		181 53	
STARWOOD HOTELS & RESORTS WORLDWIDE INC NEW	FIFO	4 000	Dec 06, 07	Nov 10, 09	353 72	527 85	-174 13		
	FIFO	4 000	Dec 07, 07	Nov 10, 09	353 72	533 97	-180 25		
	FIFO	3 000	Dec 12, 07	Nov 10, 09	265 29	417 53	-152 24		
	FIFO	2 000	Dec 24, 07	Nov 10, 09	176 86	290 75	-113 89		
	FIFO	10 000	Jan 09, 08	Nov 10, 09	884 31	1,395 11	-510 80		
	FIFO	2 000	Oct 10, 08	Nov 10, 09	176 86	132 91		43 95	
UNION PACIFIC CORP	FIFO	6 000	Jan 19, 06	Nov 10, 09	371 72	250 73		120 99	
	FIFO	10 000	Jan 25, 06	Nov 10, 09	619 53	433 20		186 33	
	FIFO	14 000	Feb 01, 06	Nov 10, 09	867 34	617 82		249 52	
US BANCORP DEL (NEW)	FIFO	16 000	Aug 18, 08	Nov 10, 09	389 64	490 80	-101 16		
	FIFO	20 000	Sep 03, 08	Nov 10, 09	487 05	650 16	-163 11		
VISA INC CL A	FIFO	2 000	Oct 08, 08	Dec 21, 09	174 08	106 57		67 51	
	FIFO	2 000	Oct 14, 08	Dec 21, 09	174 08	115 32		58 76	
	FIFO	5 000	Oct 08, 08	Dec 16, 09	436 47	266 43		170 04	
	FIFO	1 000	Jul 30, 08	Nov 10, 09	80 60	77 82		2 78	
	FIFO	24 000	Oct 08, 08	Nov 10, 09	1,934 34	1,278 88		655 46	
	FIFO	4 000	Jul 30, 08	Oct 06, 09	274 21	311 29	-37 08		
	FIFO	1 000	Apr 30, 08	Jul 31, 09	65 66	83 25	-17 59		
	FIFO	6 000	Jun 26, 08	Jul 31, 09	393 93	474 27	-80 34		
	FIFO	6 000	Jun 27, 08	Jul 31, 09	393 93	484 57	-90 64		
	FIFO	18 000	Apr 30, 08	Jun 22, 09	1,120 72	1,498 57	-377 85		
YUM! BRANDS INC	FIFO	36 000	Dec 16, 05	Nov 02, 09	1,190 85	871 02		319 83	
	FIFO	11 000	Dec 16, 05	Oct 30, 09	364 11	266 15		97 96	
	FIFO	23 000	Dec 16, 05	Oct 28, 09	774 93	556 49		218 44	
	FIFO	24 000	Dec 16, 05	Oct 16, 09	841 11	580 68		260 43	
	FIFO	10 000	Dec 16, 05	Sep 16, 09	336 33	241 95		94 38	

continued next page





Account name: SUKAMTO FOUNDATION INC
 Account number: JR 29892 34

Realized gains and losses (continued)
Long-term capital gains and losses (continued)

Security description	Method	Quantity or face value (\$)	Purchase date	Sale date	Sale amount (\$)	Purchase amount (\$)	Loss (\$)	Gain (\$)	Net gain or loss (\$)
	FIFO	23 000	Dec 16, 05	Jul 30, 09	812 46	556 49		255 97	
	FIFO	12 000	Dec 16, 05	Jul 17, 09	405 20	290 34		114 86	
	FIFO	13 000	Dec 16, 05	Jul 17, 09	436 85	314 54		122 31	
Total					\$74,912.74	\$71,204.03	-\$7,845.84	\$11,554.55	\$3,708.71
Net capital gains/losses:									\$309.66

Application for Extension of Time To File an Exempt Organization Return

OMB No 1545-1709

▶ File a separate application for each return.

- If you are filing for an **Automatic 3-Month Extension**, complete only **Part I** and check this box
- If you are filing for an **Additional (Not Automatic) 3-Month Extension**, complete only **Part II** (on page 2 of this form)

Do not complete Part II unless you have already been granted an automatic 3-month extension on a previously filed Form 8868

Part I Automatic 3-Month Extension of Time. Only submit original (no copies needed).

A corporation required to file Form 990-T and requesting an automatic 6-month extension—check this box and complete Part I only

All other corporations (including 1120-C filers), partnerships, REMICs, and trusts must use Form 7004 to request an extension of time to file income tax returns.

Electronic Filing (e-file). Generally, you can electronically file Form 8868 if you want a 3-month automatic extension of time to file one of the returns noted below (6 months for a corporation required to file Form 990-T). However, you cannot file Form 8868 electronically if (1) you want the additional (not automatic) 3-month extension or (2) you file Forms 990-BL, 6069, or 8870, group returns, or a composite or consolidated Form 990-T. Instead, you must submit the fully completed and signed page 2 (Part II) of Form 8868. For more details on the electronic filing of this form, visit www.irs.gov/efile and click on *e-file for Charities & Nonprofits*

Type or print <small>File by the due date for filing your return. See instructions.</small>	Name of Exempt Organization SUKAMTO FOUNDATION, INC	Employer identification number 99-0267586
	Number, street, and room or suite no. If a P O box, see instructions C/O 700 BISHOP STREET, SUITE 1700	
	City, town or post office, state, and ZIP code. For a foreign address, see instructions HONOLULU HI 96813	

Check type of return to be filed (file a separate application for each return):

- | | | |
|---|---|------------------------------------|
| <input type="checkbox"/> Form 990 | <input type="checkbox"/> Form 990-T (corporation) | <input type="checkbox"/> Form 4720 |
| <input type="checkbox"/> Form 990-BL | <input type="checkbox"/> Form 990-T (sec. 401(a) or 408(a) trust) | <input type="checkbox"/> Form 5227 |
| <input type="checkbox"/> Form 990-EZ | <input type="checkbox"/> Form 990-T (trust other than above) | <input type="checkbox"/> Form 6069 |
| <input checked="" type="checkbox"/> Form 990-PF | <input type="checkbox"/> Form 1041-A | <input type="checkbox"/> Form 8870 |

• The books are in the care of ▶ KAREN NOMURA

Telephone No ▶ (808) 538-3785 FAX No ▶ _____

- If the organization does not have an office or place of business in the United States, check this box
- If this is for a Group Return, enter the organization's four digit Group Exemption Number (GEN) _____ If this is for the whole group, check this box . If it is for part of the group, check this box and attach a list with the names and EINs of all members the extension will cover

1 I request an automatic 3-month (6 months for a corporation required to file Form 990-T) extension of time until 8/16/2010 to file the exempt organization return for the organization named above. The extension is for the organization's return for:
 ▶ calendar year 2009 or
 ▶ tax year beginning _____, and ending _____

2 If this tax year is for less than 12 months, check reason Initial return Final return Change in accounting period

3 a If this application is for Form 990-BL, 990-PF, 990-T, 4720, or 6069, enter the tentative tax, less any nonrefundable credits. See instructions.	3a	\$	0
b If this application is for Form 990-PF or 990-T, enter any refundable credits and estimated tax payments made. Include any prior year overpayment allowed as a credit.	3b	\$	
c Balance Due. Subtract line 3b from line 3a. Include your payment with this form, or, if required, deposit with FTD coupon or, if required, by using EFTPS (Electronic Federal Tax Payment System). See instructions.	3c	\$	0

Caution. If you are going to make an electronic fund withdrawal with this Form 8868, see Form 8453-EO and Form 8879-EO for payment instructions